

PREPARED FOR SUBMISSION TO JINST

CALORIMETRY FOR HIGH-ENERGY FRONTIER- CHEF 2019
25-29 NOVEMBER 2019
KYUSHU UNIVERSITY, FUKUOKA, JAPAN

Light Yield and Uniformity Measurements of Different Scintillator Tiles and Studies of Fourth-Generation Hamamatsu MPPCs

G. Eigen,^{a,1} and G. R. Lee^a

^a*Department of Physics and Technology, University of Bergen,
Allegaten 55, 5007 Bergen Norway*

E-mail: gerald.eigen@uib.no

ABSTRACT: We present light yield and uniformity measurements of square and hexagonal tiles read out with silicon photomultipliers via a Y11 wavelength-shifting fiber or directly from the side or from the center at the top face. All tiles are 3 mm thick and have an area of 9 cm². The sides are wrapped with two layers of Teflon tape while top and bottom faces are covered with two layers of Tyvec paper. We further show the first light yield and uniformity measurements of ATLAS Tile Calorimeter (TileCal) tiles with MPPC readout. This study has been motivated by looking into a possible phase 3 upgrade for the ATLAS hadron calorimeter and for hadron calorimeters at future hadron colliders. Finally, we present first measurements of fourth-generation Hamamatsu MultiPixel Photon Counters (MPPCs).

KEYWORDS: Calorimeters, Photon detectors for UV, visible and IR photons (solid state), Scintillators

¹Corresponding author.

Contents

1	Introduction	1
2	Test of hexagonal and square scintillator tiles with three different readout schemes	1
3	Gain and dark current measurements of new S14160 MPPCs	3
4	Readout of ATLAS tiles with MPPCs	4
5	Conclusions	5

1 Introduction

We present herein results from three different R&D projects we conduct in Bergen that are related via silicon photomultiplier (SiPM) readout ¹. In the first project we compare the performance of different tile shapes with different SiPM couplings for an analog hadron calorimeter. The SiD experiment plans to use hexagonal silicon pads in the electromagnetic calorimeter instead of square pads because the manufacturer obtains more pads from a silicon wafer [1]. Therefore, it would be natural to use hexagonal scintillator tiles in the analog hadron calorimeter instead of square tiles [2]. A hexagon is a better approximation to a circle than a square. Like square cells, hexagonal cells can be arranged into larger arrays without gaps. At module edges half hexagonal tiles become necessary. However, a shower can be defined by summing up fewer cells since the central tile plus all nearest neighbors consist of seven hexagonal cells compared to nine square cells. The second ring adds 12 hexagonal cells instead of 16 square cells. Thus, we expect a better signal-to-noise performance since we sum the energy of fewer tiles. We, therefore, started to study the performance of hexagonal tiles with different readout schemes in comparison to that of square tiles. The second project focuses on the performance of new Silicon photomultipliers (SiPMs). Hamamatsu sent us samples of fourth-generation MPPCs, which should have reduced noise and afterpulsing. We began with performance studies measuring first the dependence of the gain on the reverse bias voltage. The third project is linked to the ATLAS Tile Calorimeter (TileCal). In connection with understanding the cause of light yield reduction of the TileCal tiles, the idea arose to read out the tiles with SiPMs. This is of interest for a possible upgrade of the TileCal in phase 3, and for hadron calorimeters at future hadron colliders.

2 Test of hexagonal and square scintillator tiles with three different readout schemes

We perform all measurements inside a black box determining the light yield from the minimum-ionizing (MIP) peak of electrons from a ⁹⁰Sr source [3]. The tile to be tested is placed on a table

¹SiPMs are called Multi-Pixel photon Counters (MPPCs) by Hamamatsu

with holes into which the ^{90}Sr source is inserted. The tile is loosely coupled to the MPPC, which is connected to a charge-sensitive preamplifier. Above the tile we place a second small trigger counter. Whenever the trigger fires we record a waveform of the test tile with a 12-bit digital oscilloscope. In each run we record 50 000 waveforms.

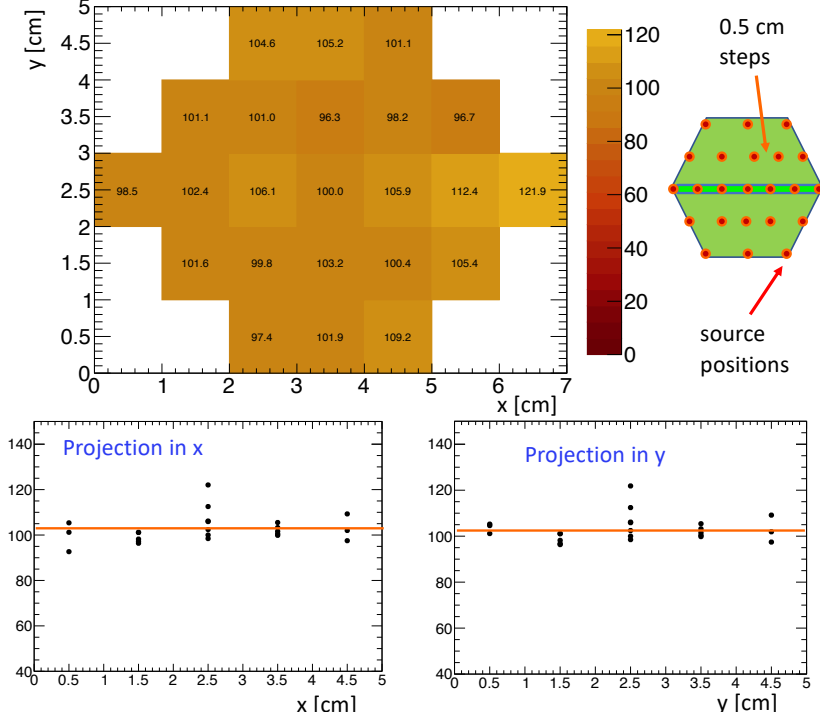


Figure 1. Top left: Uniformity measurement of a hexagonal tile read out with a wavelength-shifting fiber. Top right: positions of the source. The fiber position is shown by the light green line. Bottom left: Relative light yield in the x direction. Bottom right: Relative light yield in the y direction.

Nine square tiles and nine hexagonal tiles were produced in our machine shop. They are all 3 mm thick and have an area of 9 cm^2 . The scintillator material is BC404 from St. Gobain, which has an attenuation length of 140 cm and a wavelength of maximum emission at 408 nm. We use three different schemes for the tile readout: i) via a green Y11 wavelength-shifting fiber from Kuraray that is inserted into a groove in the tile where one fiber end is attached to the MPPC while the other is covered by a mirror; ii) placing the MPPC on a tile side; iii) placing the MPPC above a dimple in the center of the tile top face. Top and bottom faces of the tiles are covered with two layers of Tyvec paper, while all sides are wrapped with two layers of Teflon tape. A 1 mm readout hole is punched into the wrapping. All tiles are read out with a $3 \times 3\text{ mm}^2$ Hamamatsu MPPC (S13360-3025) to ensure good light coverage of the fiber. Table 1 summarizes light yield measurements at the tile center, relative light yields across tiles and range of uniformity for hexagonal and square tiles for the three different readout schemes. The relative light yields are obtained by normalization of the light yield to that measured at the tile center.

Figure 1 (top left) shows the relative light yield of a hexagonal tile in the $x - y$ plane read out with a Y11 wavelength-shifting fiber, Fig. 1 (top right) indicates the source positions and Figs. 1

(bottom left, bottom right) display the x and y projections. Except for the light yield near the fiber end, which is a factor 1.2 higher than that at the center, the measurements at other positions are rather uniform. For readout schemes at the tile side and the tile center we observe a rather uniform response except for positions near the MPPC where we see light yields increased by factors of 1.48 and 1.2, respectively. This indicates that measurements should be redone with a dimple that encompasses the MPPC. We can draw similar conclusions for the readout of square tiles. Uniformity may be improved by redoing the measurements with rewrapped tiles.

Table 1. Light yield of the center tile and average relative light yield of hexagonal tiles and square tiles for three different readout schemes, via wavelength-shifting fiber, with MPPC on the tile side and with MPPC at the center of the top face. The uniformity range indicates that 90% of the measurements fall inside. We always exclude the measurement near the MPPC.

readout	light yield hexagonal	rel. light yield hexagonal	uniformity hexagonal	light yield square	rel. light yield square	uniformity square
fiber	14.9 pe	$(102.2 \pm 1.0)\%$	$\pm 5\%$	19.4 pe	$(85.4 \pm 1.9)\%$	$\pm 10\%$
side	9.5 pe	$(93.9 \pm 1.8)\%$	$\pm 7.5\%$	7.9 pe	$(86.8 \pm 3.2)\%$	$\pm 13\%$
center	11.8 pe	$(85.9 \pm 2.2)\%$	$\pm 12\%$	2.9 pe	$(77.4 \pm 3.9)\%$	$\pm 9\%$

3 Gain and dark current measurements of new S14160 MPPCs

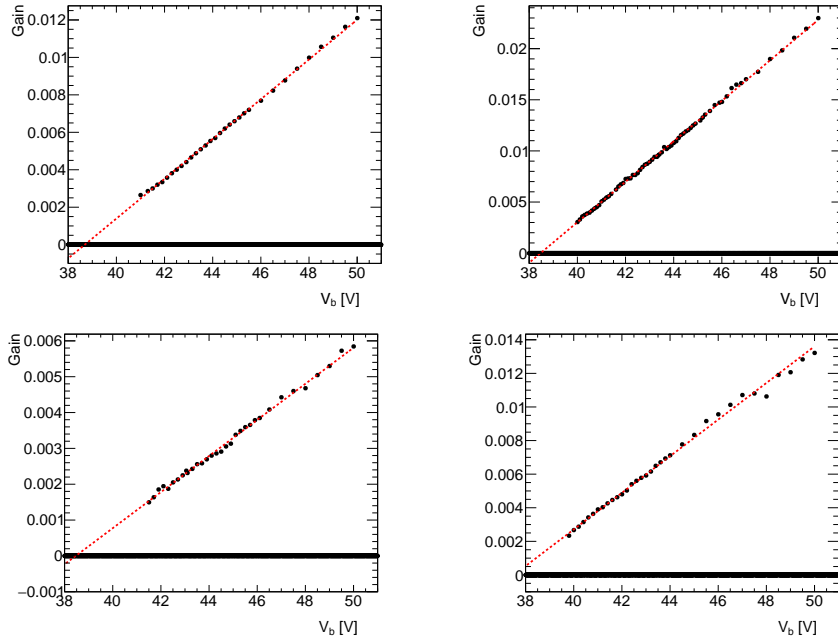


Figure 2. Gain (in arbitrary units) versus reverse bias voltage for the S14160-1310 (top left), S14160-1315 (top right), S14160-3010 (bottom left) and S14160-3015 (bottom right).

We received eight fourth-generation MPPCs from Hamamatsu (model S14160-xyyy), four $1.3 \times 1.3 \text{ mm}^2$ ($xx=13$) and four $3 \times 3 \text{ mm}^2$ ($xx=30$) sensors with pixel sizes of $10 \times 10 \text{ }\mu\text{m}^2$ ($yy=10$)

and $15 \times 15 \mu\text{m}^2$ ($yy=15$). The nominal bias voltage is around 43 V for the $10 \times 10 \mu\text{m}^2$ sensors, which have a gain of 1.8×10^5 . The $15 \times 15 \mu\text{m}^2$ sensors have a slightly lower operation voltage producing a gain of 3.6×10^5 . The capacitance of the $1.3 \times 1.3 \text{ cm}^2$ sensors is 100 pF while that of the $3 \times 3 \text{ cm}^2$ sensors increases to 530 pF. The photon detection efficiency peaks at a wavelength of 450 nm, where it is about 32%. (18%) for $15 \times 15 \mu\text{m}^2$ ($10 \times 10 \mu\text{m}^2$) sensors. For wavelengths around 408 nm and around 550 nm, it decreases to $\sim 27\%$ ($\sim 16\%$), respectively. We measured the gain, which is determined from the distance between two adjacent photoelectron peaks, as a function of reverse bias voltage. Figures 2 show the results for four different-type MPPCs. For all four sensors, we observe a linear dependence of the gain on V_b in the 40-50 V range. The breakdown voltage is $V_{\text{break}} = 38.5 \text{ V}$ for all sensors except for S14160-30-15 that has $V_{\text{break}} = 37.5 \text{ V}$.

4 Readout of ATLAS tiles with MPPCs

The ATLAS TileCal is a sandwich of scintillating tiles read out by wavelength-shifting fibers and PMTs and steel absorber plates [4]. Figure 3 left shows a schematic view of a calorimeter module. ATLAS uses three tile sizes, $12 \times 26 \text{ cm}^2$, $14.5 \times 30 \text{ cm}^2$ and $18.5 \times 35 \text{ cm}^2$. The tiles are slightly tapered and are read out via a Y11 wavelength-shifting fiber that is placed along one side of the tile and is coupled via an air gap. As shown in Fig. 3 (top right) fibers are collected into a bundle that is pushed into a cylinder that is coupled to a photomultiplier tube. Some of the tiles have holes through which a ^{137}Cs source is shot through for calibrating the tiles. To measure the uniformity of the tiles, we built a table with a grid of holes into which a ^{90}Sr source can be placed. We measure the light yield of each tile at 15 positions (5 in x direction that is perpendicular to the fiber and for 3 in y direction that is parallel to the fiber) and normalize it to that at the center position.

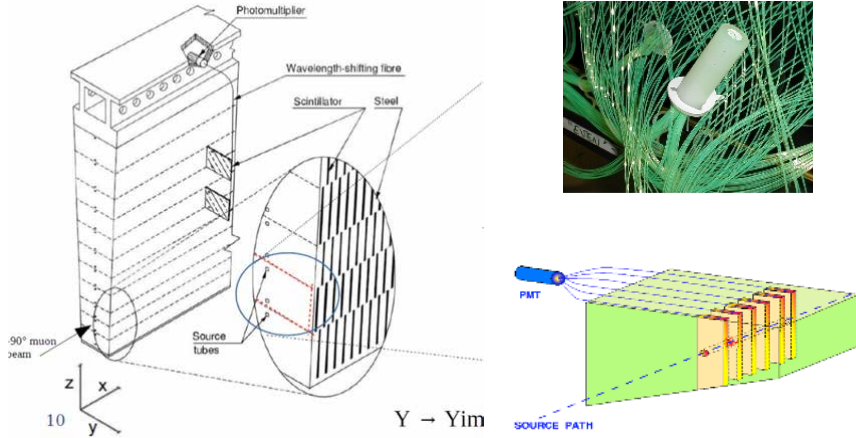


Figure 3. Left: Schematic layout of the ATLAS TileCal module. Top right: Fibers bundled to couple to a photomultiplier. Bottom right: Fiber collection for the photomultiplier and path for the source calibration.

After subtracting the pedestal, we fit the photoelectron spectra with Landau distributions to determine the MIP position. Figures 4 show the relative light yield for a small-size ATLAS tile in the direction perpendicular (x projection) and parallel (y direction) to the fiber. We observe a

slight increase in light yield in the x -direction, which is seen for all other tiles as well. Uniformity is at a level of 15%. Placing a mirror on the side opposite to the fiber may remove the increase in light yield in the x direction. The MIP peak lies around 3-4 photoelectrons, which is sufficiently large to read out all TileCal tiles with MPPC arrays, ensuring a large dynamic range. For tiles with calibration holes, the relative light yield near a hole is reduced to $\sim 40\%$.

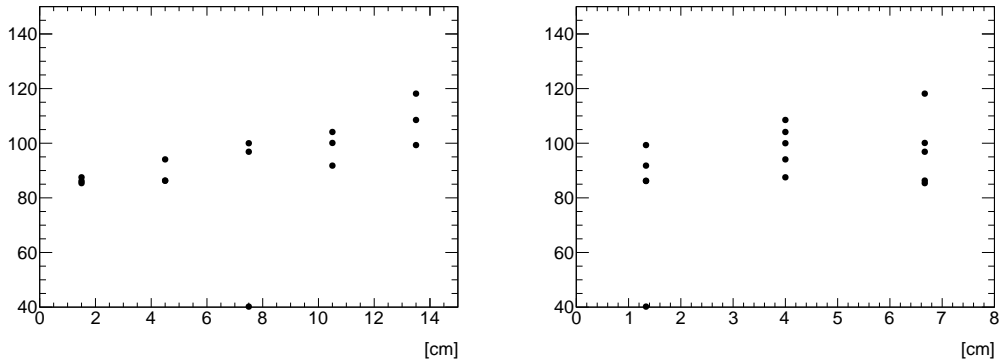


Figure 4. Uniformity measurement of a small ATLAS tile in the x projection (left) and y projection (right).

5 Conclusions

The performance of hexagonal tiles looks very promising. We will continue with the performance studies of hexagonal tiles using enlarged dimples, different wrappings and different MPPC locations. The fourth-generation MPPCs look good. However, we need to measure more properties including afterpulsing and dark current as a function of reverse bias voltage, the temperature dependence of the gain and the response of number of observed photoelectron to impinging photons. We have shown that ATLAS TileCal tiles can be read out with MPPCs. The next step is to read out a fiber bundle with an MPPC array.

Acknowledgments

This work was supported by the Norwegian Research Council. We would like to thank Hamamatsu for supplying fourth-generation MPPCs.

References

- [1] T. Behnke *et al.*, *The International Linear Collider Technical Design Report- Volume 4: Detectors*, arxiv:1306.6329 (2013).
- [2] C. Adloff *et al.*, *Construction and Commissioning of the CALICE Analog Hadron Calorimeter Prototype*, *JINST* **5** (2010), P04003.
- [3] G. Eigen *et al.*, *Gain Stabilization of SiPMs with an Adaptive Power Supply*, *JINST* **14** (2019) no.5, P05006.
- [4] G. Aad *et al.* (ATLAS Collaboration), *The ATLAS Experiment at the CERN Large Hadron Collider*, *JINST* **3** (2008), S08003.