

Collisionless particle dynamic in an axi-symmetric diamagnetic trap

Ivan S. Chernoshtanov

11, akademika Lavrentieva prospect, Novosibirsk, 630090 Russia

E-mail: I.S.Chernoshtanov@inp.nsk.su

November 2019

Abstract.

Particle dynamic in an axi-symmetric mirror machine with an extremely high plasma pressure equal to pressure of vacuum magnetic field (so-called regime of diamagnetic confinement) is investigated. Extrusion of magnetic field from central region due to plasma diamagnetism leads to non-conservation of the magnetic moment and can result in chaotic movement and fast losses of particles. The following mechanisms can provide particle confinement for unlimited time: absolute confinement of particles with high azimuthal velocity and conservation of adiabatic invariant for particle moving in smooth magnetic field. The criteria of particle confinement and estimations of lifetime of unconfined particles are obtained and verified in direct numerical simulation. Particle confinement time in the diamagnetic trap in regime of gas-dynamic outflow is discussed.

Keywords: mirror machine, high-beta plasma, diamagnetic confinement, particle dynamic in magnetic field

1. Introduction

Newly proposed regime of diamagnetic confinement of plasma in a mirror machine [1] allows us to essentially reduce particles and energy losses from the trap and increase power density of thermonuclear reactions. The idea is to confine plasma with extremely high pressure equal to pressure of magnetic field of the trap. It leads to formation of central region with sharp boundary occupied by dense plasma with extruded magnetic field (so called diamagnetic “bubble”). The effective mirror ratio inside the “bubble” is extremely high, so in MHD approximation longitudinal losses of plasma from inner area of the diamagnetic trap are suppressed. In frame of the MHD approximation the plasma and energy losses are driven by diffusion of plasma through magnetic field on the border of the “bubble” [1, 2]. There losses grow linearly with increasing “bubble” length and radius and are reduced when plasma conductivity rises.

The structure of magnetic field in the diamagnetic trap is close to Field Reversal Configuration (FRC) [4] with zero field reversal. So particle dynamic in the diamagnetic trap has a lot in common with dynamic of fast ions in FRCs.

Investigation of single-particle dynamic in the diamagnetic trap is needed for development of kinetic models of diamagnetic confinement. Small magnitude of magnetic field results in non-conservation of magnetic moment $mv_{\perp}^2/(2B)$ and can lead to chaotic behavior and fast longitudinal losses of particles. From the other hand, particle energy and canonical angular momentum are integrals of motion due to stationarity and azimuthal symmetry of magnetic field. The aim of this work is investigation of regimes of particle confinement and lifetime of unconfined particles in the diamagnetic trap.

The magnetic field is assumed to be fully axisymmetric later. So influence of possible instabilities and non-accuracy of magnetic system of the trap are neglected. Non-symmetry of magnetic system is seems to result in slow Arnold diffusion of energy and angular moment. In presence of dense plasma the Coulomb collisions should to masque the slow diffusion. Mechanisms of anomalous losses due to plasma instabilities in diamagnetic trap are addressed for future investigations.

The article is organized as follow. Hamilton function of particle in the trap is discussed in the second section. Two mechanisms can provide particle confinement in unlimited time if collision scattering is absent, namely so-called absolute confinement [3] and conservation of radial adiabatic invariant. There mechanisms are discussed in the third section. The estimations for lifetime of unconfined particles and plasma confinement time in gas-dynamic regime are found in the fourth and fifth sections. Simple numerical example is presented in the sixth section. The results are discussed in the Conclusion.

2. Hamiltonian

We consider particle dynamic in the axisymmetric magnetic field without spirality. This field can be described by only one function, namely magnetic flux $\Psi(r, z) = rA_{\theta}(r, z)$, here A_{θ} , r and z are azimuthal component of vector potential, radial and longitudinal coordinate. The Hamilton function can be written in the following form

$$H(p_r, p_{\theta}, p_z; r, \theta, z) = \frac{p_r^2}{2m} + \frac{(p_{\theta} - e\Psi(r, z)/c)^2}{2mr^2} + \frac{p_z^2}{2m} + e\varphi(r, z), \quad (1)$$

here $\varphi(r, z)$ is electrostatic ambipolar potential. The particle energy and canonical angular momentum p_{θ} are integrals of motion due to stationarity and azimuthal symmetry. If structure of magnetic field is “bubble”-like that magnetic field (and magnetic flux) is small inside region in central part of the trap. Outside this region magnetic field is approximately vacuum (examples of structure of magnetic field are shown in [1, 2], see also figures 2 and 3). We assume that the ambipolar potential is approximately constant in region with very small magnetic field and that longitudinal gradient scale of the potential on “bubble” boundary coincides with longitudinal gradient scale of magnetic field.

It is convenient in numerical simulations to express all dimension quantities via particle mass, vacuum magnetic field in the center of the trap B_0 and cyclotron

frequency calculated by vacuum magnetic field $\Omega \equiv eB_0/(mc)$. Only quantities with dimension of length remain after this expressing. So integrals of motion with dimension of length will be used later together with energy and angular momentum, namely Larmor radius calculated by full energy and vacuum magnetic field $\rho \equiv (2\varepsilon/(m\Omega^2))^{1/2}$ and minimal possible distance between particle and axis in case of zero magnetic field $r_{\min} = p_\theta/\sqrt{2m\varepsilon}$.

An example of trajectories in the transversal cross-section are shown in figure 1. Radial dependence of the magnetic field is chosen in the form $B(r) = B_0\{1 + \tanh((r - a)/\Delta r)\}/2$, here $a/\Delta r = 10$. The trajectories can be divided into three classes in dependence on sign of particle angular momentum. Orbits of the particles with $\Omega p_\theta \leq 0$ and $\Omega p_\theta > 0$ correspond to betatron and drift orbits in FRC [6]. As in the FRC, confinement of particles essentially depends on sign and magnitude of angular momentum (see below).

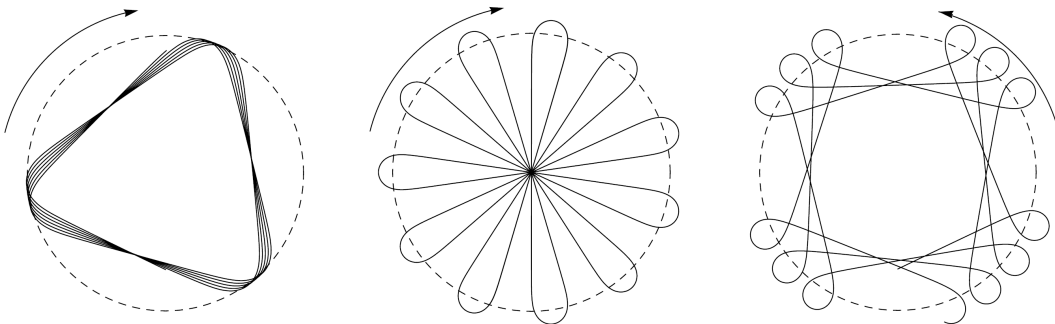


Figure 1. An example of trajectories of particles with $\Omega p_\theta < 0$ (left), $\Omega p_\theta = 0$ (center) and $\Omega p_\theta > 0$ (right). Dashed circle bounds region $r < a$ where magnetic field is less than $B_0/2$. Arrows indicate direction of mean azimuthal velocity.

3. Regimes of particle confinement

Non-conservation of magnetic momentum due to smallness of magnitude of magnetic field inside the diamagnetic “bubble” results in changing of regimes of particle confinement and essentially modification of concept of loss cone. Two mechanisms can provide particle confinement in the diamagnetic trap for unlimited time (in absence of collision scattering and non-axisymmetry): well-known absolute confinement [3] and conservation of radial adiabatic invariant.

3.1. Absolute confinement

The mechanism of the absolute confinement is follow. The Hamiltonian (1) described two-dimensional motion in effective potential $(p_\theta - e\Psi(r, z)/c)^2/(2mr^2) + e\varphi(r, z)$. This potential is potential well for particles with $\Omega p_\theta < 0$. Such particles confines in the trap if their energy is small enough.

To find condition of the absolute confinement one can note that in region of mirrors the magnetic field is quasi-uniform, $\Psi(r) \approx R_v B_0 r^2/2$, here R_v is vacuum mirror ratio of the trap. Let's find minimal possible energy ε_{\min} of particle moving with angular momentum p_θ in the mirror region. Minimal value of effective potential is reached at a point with radial coordinate r_β which satisfies equation $(-p_\theta/r_\beta^2 - R_v\Omega/2)(p_\theta/r_\beta - R_v\Omega r_\beta/2)/m + e\varphi'_m(r_\beta) = 0$, here $\varphi_m(r)$ is radial distribution of ambipolar potential in mirror. Minimal energy is $\varepsilon_{\min} = (p_\theta/r_\beta - m\Omega r_\beta/2)^2/(2m) + e\varphi_m(r_\beta)$. Particle with angular momentum p_θ cannot penetrate in region of the mirror if their energy less than ε_{\min} .

In simplest case of zero electrostatic potential $r_\beta = (-2p_\theta/(m\Omega))^{1/2}$ and criterion of absolute confinement can be written in the form [3]

$$\varepsilon > -R_v\Omega p_\theta. \quad (2)$$

This criterion can be re-written in another form: $r_{\min} > \rho/(2R_v)$ and $\Omega p_\theta < 0$. Particle is confined absolutely if it rotates quickly in the direction which coincides with direction of cyclotron rotation.

Preferential confinement of ions with negative angular momentum can result in spontaneous rotation of plasma in the trap which is similar to particle-loss spin-up in FRCs [4].

3.2. Adiabatic confinement

Radial adiabatic invariant

$$I_r = \frac{1}{2\pi} \oint p_r dr = \frac{1}{2\pi} \oint \sqrt{2m\varepsilon - 2me\varphi - p_z^2 - (p_\theta - e\Psi/c)^2/r^2} \quad (3)$$

conserves if magnetic field changes in longitudinal direction smoothly and particle longitudinal velocity is not too large. In this case frequency of radial oscillations

$$\Omega_r = 2\pi / \left(\oint \frac{m dr}{\sqrt{2m\varepsilon - 2me\varphi - p_z^2 - (p_\theta - e\Psi/c)^2/r^2}} \right)^{-1} \quad (4)$$

can be much greater than inverse time of varying of magnetic field during particle longitudinal motion. It should be noted that regular motion of ions in oblate FRCs due to conservation of adiabatic invariant is observed also in numerical simulations of FRCs (see, for example, [5]).

If vacuum magnetic field has one local minimum (corrugation of field is absent) then character time of varying of magnetic field during particle longitudinal motion is ratio of distance between mirrors to longitudinal velocity L/v_\parallel so criterion of adiabaticity is $\Omega_r > v_\parallel/L$. Let us consider case of large radius of diamagnetic "bubble" $a \gg \rho$. In this case it is convenient to introduce radial coordinate of magnetic field line on the "bubble" boundary $r_b(z)$. To choose this field line the condition $B_z(r_b(0), 0) = B_0/2$ is used. If $r_b \gg \rho$ and electrostatic potential is zero one can

calculate $\Omega_r = \pi v_\perp^2 / (v_\perp^2 - \Omega^2 \rho^2 r_{\min}^2 / r_b^2)^{1/2}$ (here $v_\perp = (2\varepsilon/m - v_\parallel^2)^{1/2}$) and write criterion of adiabaticity in the form

$$\frac{v_\perp}{v_\parallel} > \left(\frac{dr_b}{dz} \right)_{\max} \sqrt{1 - \frac{\Omega^2 \rho^2 r_{\min}^2}{v_\perp^2 r_b^2}}. \quad (5)$$

Expression $(dr_b/dz)_{\max}$ denotes maximal value of derivative of function $r_b(z)$. We assume that radial distribution of ambipolar potential is approximately constant inside the “bubble” and that longitudinal gradient scale of ambipolar potential is of the order of $r_b^{-1}(dr_b/dz)$. In this case taking the electrostatic potential into account does not changes criterion (5) essentially.

If motion of particle is regular than particle is confined in the trap if real solutions P of equation $I_r(\varepsilon, p_\theta, p_z = P, z = 0) = I_r(\varepsilon, p_\theta, p_z = 0, z = z_m)$ are absent (here $\pm z_m$ are coordinates of mirrors). Magnetic flux in the mirror is approximately equal to flux of vacuum magnetic field $\Psi \approx R_v B_0 r^2 / 2$. So adiabatic invariant (3) in the mirror is equal to $(\varepsilon - p_z^2 / (2m) + e\varphi_m(\sqrt{2|p_\theta/(m\Omega)|})) / (R_v|\Omega|) - |p_\theta|H(-\Omega p_\theta)$, here $H(x)$ is Heaviside step function and $\varphi_m(r)$ is radial distribution of ambipolar potential in mirror (we assume that Larmor radius of particle in mirror is small in comparison with radial scale length for potential). Criterion of confinement of regularly moving particle can be written in the form

$$I_r(\varepsilon, p_\theta, p_z, z = 0) + |p_\theta|H(-\Omega p_\theta) > \frac{\varepsilon + e\varphi_m(\sqrt{2|p_\theta/(m\Omega)|})}{R_v|\Omega|}. \quad (6)$$

Criterion (6) can be written in analytical form if radius of the “bubble” is large, $r_b(z) \gg \rho$, and ambipolar potential is approximately constant inside the “bubble”. In this case the invariant (3) is equal approximately to the radial adiabatic invariant for particle moving inside long cylinder surface with radius $r_b(z)$:

$$I_r(\varepsilon, p_\theta, p_z, z) \approx 2|p_\theta|(\eta + \arctan \eta), \quad \eta = \sqrt{r_b^2(z)(2m\varepsilon - p_z^2)/p_\theta^2 - 1}.$$

3.3. Criterion of adiabaticity in corrugated field

Discrete structure of magnetic system leads to corrugation of vacuum magnetic field which results in corrugation of margin of diamagnetic bubble. So time of essential changing of magnetic field during longitudinal motion essentially decreases and can become comparable with period of radial oscillations (such effect for particles moving in vacuum magnetic field is described in [8]). Resonant interaction between radial oscillations and longitudinal motion can destroy adiabatic invariant (3) even if criterion of adiabaticity (5) is satisfied. In this section we will estimate magnitude of corrugation of vacuum magnetic field at which corrugation not influence on movement of particle.

Let's look a longitudinally-uniform diamagnetic trap with weak corrugation of vacuum magnetic field. Flux of vacuum magnetic field is $\Psi_v = B_0 \{r^2/2 + (\delta b/k)rI_1(kr) \cos(kz)\}$, vacuum magnetic field at $r = 0$ is $B_0\{1 + \delta b \sin(kz)\}$.

Flux of field in the trap is the sum $\Psi = \Psi_0(r) + \Psi_1(r) \cos(kz)$, unperturbed part satisfies integral equation [6]

$$\Psi_0(r) = B_0 \frac{r^2}{2} - \frac{4\pi}{c} \int g(r; r_0) j_\varphi(\Psi_0(r_0), r_0) dr_0, \quad (7)$$

here $j_\varphi(\Psi, r)$ is azimuthal component of plasma current (which depends on distribution function of ions and electrons),

$$g(r, r_0) = \frac{r^2}{2} \left(\frac{r_0^2}{r_w^2} - 1 \right) H(r_0 - r) + \frac{r_0^2}{2} \left(\frac{r^2}{r_w^2} - 1 \right) H(r - r_0)$$

is Green function (magnetic flux generated by electric current flowing on a cylindrical surface with radius r_0), r_w is radius of conducting shell surrounding plasma, $H(x)$ is Heaviside step function.

Perturbed part $\Psi_1(r)$ satisfies following linear integral equation:

$$\Psi_1(r) = \delta b B_0 \frac{r}{k} I_1(kr) - \frac{4\pi}{c} \int g_1(r; r_0) \frac{\partial j_\varphi(\Psi_0, r_0)}{\partial \Psi_0} \Psi_1(r_0) dr_0,$$

with the Green function (which is solution of the equation $r \partial_r(r^{-1} \partial_r g_1) - k^2 g_1 = r \delta(r - r_0)$)

$$g_1(r; r_0) = rr_0 \frac{I_1(kr)}{I_1(kr_w)} (I_1(kr_0) K_1(kr_w) - I_1(kr_w) K_1(kr_0)) H(r_0 - r) + \\ + rr_0 I_1(kr_0) K_1(kr_w) \left(\frac{I_1(kr)}{I_1(kr_w)} - \frac{K_1(kr)}{K_1(kr_w)} \right) H(r - r_0).$$

The hamiltonian of particle moving in longitudinally-uniform diamagnetic trap with weak corrugation is

$$H(p_r, p_\theta, p_z; r, \theta, z) = \frac{p_r^2}{2m} + \frac{(p_\theta - e\Psi_0(r)/c)^2}{2mr^2} + \frac{p_z^2}{2m} - \frac{e\Psi_1(r)}{mc} \frac{(p_\theta - e\Psi_0(r)/c)}{r^2} \cos(kz)$$

One can make canonical transformation to the action-angle variables of non-perturbed hamiltonian:

$$H(I_r, p_\theta, p_z; \phi, \theta, z) = H_\perp(I_r, p_\theta) + \frac{p_z^2}{2m} - \frac{e\Psi_1(r(I_r, \phi, p_\theta))}{mc} \frac{(p_\theta - e\Psi_0(r(I_r, \phi, p_\theta))/c)}{r(I_r, \phi, p_\theta)^2} \cos(kz),$$

here $I_r(\varepsilon_\perp, p_\theta) = (2\pi)^{-1} \oint dr / (mV_r(r))$ is radial adiabatic invariant, $\phi = \{ \oint dr / V_r(r) \} \{ \oint dr / V_r(r) \}^{-1}$, $V_r(r) = m^{-1} \sqrt{2m\varepsilon_\perp - (p_\theta - e\Psi_0(r)/c)^2 / r^2}$ is radial velocity, $H_\perp(I_r, p_\theta)$ is solution of equation $I_r(H_\perp, p_\theta) = I_r$. Radial coordinate r depends periodically on new variable ϕ (because r depends periodically on time) so perturbation of hamiltonian can be expanded in a Fourier series:

$$H(I_r, p_\theta, p_z; \phi, \theta, z) = H_\perp(I_r, p_\theta) + \frac{p_z^2}{2m} - \cos(kz) \sum_n \delta H_n(I_r, p_\theta) e^{in\phi}. \quad (8)$$

Condition of resonance between radial oscillations and longitudinal motion is $n\dot{\phi} = n\Omega_r(I_r, p_\theta) = kp_z/m$.

Concrete form of the distribution functions of ions and electrons are needed to calculate magnetic flux and coefficients δH_n in (8) and to follow investigation of adiabaticity. Analytical treatment can be extended in the following cases: if angular momentum of particle is negative and small enough and if radius of the diamagnetic bubble exceeds essentially particle Larmor radius ρ .

3.3.1. Particles with $\varepsilon \ll -\Omega p_\theta$. Now we consider particles with negative and very small angular momentum. Ions with such momentum can arise in the trap due to off-axis NBI. These ions move along betatron orbits with small harmonic oscillations in radial direction. The unperturbed part of the hamiltonian can be written as [9]

$$H_\perp(p_r, p_\theta; r, \theta) = \frac{p_r^2}{2m} + \frac{(p_\theta - e\Psi_0(r_\beta)/c)^2}{2mr_\beta^2} + \frac{m\Omega_\beta^2(r_\beta)(r - r_\beta)^2}{2},$$

here r_β is solution of equation $p_\theta - e\Psi_0(r_\beta)/c + m\Omega_c(r_\beta)r_\beta^2 = 0$ (mean radius of betatron orbit), $\Omega_\beta(r) = \{\Omega_c(r)\partial_r(r\Omega_c(r))\}^{1/2}$ is betatron frequency, $\Omega_c(r) = r^{-1}\partial_r\Psi_0(r)$ is local cyclotron frequency. Amplitude of betatron oscillations is assumed to be small, $|r - r_\beta| \ll r_\beta$.

Transition to the angle-momentum variables describes by canonical transformation

$$p_r = \sqrt{2m\Omega_\beta(r_\beta)I_r} \cos \phi, \quad r = r_\beta + \sqrt{\frac{2I_r}{m\Omega_\beta(r_\beta)}} \sin \phi.$$

After transition to the angle-momentum variables the Hamiltonian transforms to

$$H(I_r, p_\theta, p_z; \phi, \theta, z) = \Omega_\beta(r_\beta)I_r + \frac{p_z^2}{2m} + \frac{(p_\theta - e\Psi_0(r_\beta)/c)^2}{2mr_\beta^2} + \frac{e\Psi_1(r_\beta)}{c}\Omega_c(r_\beta)\cos(kz). \quad (9)$$

Resonances between radial oscillations and longitudinal motion are absent in the hamiltonian (9) so the particles move adiabatically. Condition of applicability of this approximation $|r - r_\beta| \ll r_\beta$ can be written in the form

$$\frac{2\varepsilon}{m} - \frac{p_z^2}{m^2} - \frac{(p_\theta - e\Psi_0(r_\beta)/c)^2}{m^2r_\beta^2} \ll \Omega_\beta^2 r_\beta^2.$$

This condition means that frequency of radial oscillations (which is the betatron frequency) have to be large enough.

3.3.2. Particles with $\rho \ll a$. If radius of the diamagnetic “bubble” a is much greater than width of transition layer and “Larmor radius” ρ that motion of particles can be described approximately as motion of particle inside surface rotation $r = r_b(z)$. Here function $r_b(z)$ is coordinate of magnetic field line at boundary of the bubble.

Let's find the criterion of adiabaticity of particle moving with velocity v_0 inside corrugated cylinder $r = a + \delta a \cos(kz)$ when corrugation is small, $\delta a \ll a$ and $k\delta a \ll 1$. Particle dynamic is described by twist mapping (see Appendix A)

$$\begin{aligned} v_{\parallel n+1} &= v_{\parallel n} - \frac{1}{k} \frac{\partial G(v_{\parallel n+1}, z_n)}{\partial z_{\parallel n}}, \quad kz_{n+1} = kz_n + 2k\Delta r_{n+1}I_{n+1} + \frac{\partial G(v_{\parallel n+1}, z_n)}{\partial v_{\parallel n+1}}, \\ G(v_{\parallel n+1}, z_n) &= -2\frac{\delta a}{a}k\Delta r_{n+1}\frac{v_{\parallel n+1}}{I_{n+1}}\cos(kz_n + k\Delta r_{n+1}I_{n+1}), \end{aligned} \quad (10)$$

here $v_{\parallel n}$ and z_n are longitudinal velocity and coordinate at times when radial component of velocity is zero, $I_n = v_{\parallel n}/(v_0^2 - v_{\parallel n}^2)^{1/2}$ is the ratio of longitudinal and transversal components of velocity, $\Delta r_n = (a^2 - r_{\min}^2 v_0^2/(v_0^2 - v_{\parallel n}^2))^{1/2}$ is amplitude of radial oscillations and $r_{\min} = |p_\theta|/(mv_0)$.

After linearization near resonances $v_{\parallel} = V_j$ (here V_j are solutions of equation $2k\Delta r_{n+1}I_{n+1} = 2\pi j$ with integer j) and transition to new variable $J_n^{(j)} = (v_{\parallel n} - V_j)\{2k(a^2 - (2(v_0^2 - V_j^2)/V_j^2 + 1)r_{\min}^2)\}(v_0/V_j)^3\Delta r_n^{(j)}/v_0$ one can write the twist mapping (10) in the form of the Chirikov standard map

$$J_{n+1}^{(j)} = J_n^{(j)} + K \sin(kz_n + \pi j + \pi), \quad kz_{n+1} = kz_n + J_{n+1}^{(j)},$$

$$K = 4 \frac{\delta a}{a} \frac{v_0^2}{v_0^2 - V_j^2} k^2 a^2 \left(1 - \frac{r_{\min}^2}{a^2} \frac{v_0^2 + V_j^2}{v_0^2 - V_j^2} \right),$$

here K is so-called stochasticity parameter. To estimate magnitude of corrugation needed for destroying adiabatic invariant we use the Chirikov criterion of resonances overlapping

$$K > 1 \tag{11}$$

and estimation of magnitude of corrugation of boundary of diamagnetic “bubble” found in MHD approximation [2]

$$\frac{\delta a}{a} = \frac{\delta b}{ka} I_0(ka) \left(\frac{I_1(ka)}{I_0(ka)} + \frac{K_1(ka)}{K_0(ka)} \right). \tag{12}$$

For small-scale perturbations with $ka > 2$ estimation (12) can be simplified:

$$\frac{\delta a}{a} \approx \frac{2\delta b}{ka} I_0(ka). \tag{13}$$

We combine expressions (11) and (13) to found criterion of adiabaticity of motion in the diamagnetic trap for particles with $\rho \ll a$:

$$8\delta bkaI_0(ka) \frac{v_0^2}{v_{\perp}^2} \left(1 - \frac{r_{\min}^2}{a^2} \frac{2v_0^2 - v_{\perp}^2}{v_{\perp}^2} \right) < 1, \tag{14}$$

here $v_{\perp} = (v_0^2 - v_{\parallel}^2)^{1/2}$.

This condition is first broken for particles with zero angular momentum, $r_{\min} = 0$. Most dangerous are small-scale perturbations with $ka \gg 1$, but magnitude of perturbations with very large k seems to be small due to finite Larmor radius effects which is neglected in expression (12). Particles with great value of $-p_{\theta}$ move adiabatically which consistent with results of previous section. Particles with great value of p_{θ} move in region outside the bubble where magnetic field is strong so this particles moves adiabatically also. This behavior consistent with criterion (14).

4. Lifetime of unconfined particles

Let's us now looks particles which move chaotically and are not confined absolutely. If particle moves regularly than particle arrival to mirror at the same longitudinal velocity after each excursion from mirror to mirror. If radial adiabatic invariant not conserves than longitudinal velocity changes chaotically with each approach to mirror so particle leave the diamagnetic trap after several excursions from mirror to mirror. To estimate lifetime of chaotically moving particles we consider population of particles with same energy ε and angular momentum p_{θ} which move inside quasi-cylindrical

diamagnetic “bubble” with radius a and length L . Distribution function of this particles is $f(\mathbf{v}, \mathbf{r}) = \delta(mv^2/2 + e\varphi - \varepsilon)\delta(m(xv_y - yv_x) + e\Psi/c - p_\theta)H(v_z^2 - V_{z0}(\varepsilon, p_\theta, z)^2)$, here V_{z0} is solution of equation $I_r(\varepsilon, p_\theta, V_{z0}, z) = I_r(\varepsilon, p_\theta, v_{z0}, z = 0)$, v_{z0} is value of longitudinal velocity corresponding margin of adiabaticity. Full number of particles in the trap N and particle flow through mirrors J are approximately

$$N = \pi L \int_0^\infty dr^2 \int d^3v f(\mathbf{v}, r, z), \quad J = 2\pi \int_0^\infty dr^2 \int_0^\infty dv_z \int dv_r dv_\varphi v_z f(\mathbf{v}, r, z_m),$$

here z_m is coordinate of the mirror. Particle lifetime is $\tau = N/J$.

In the simplest case when all particles with energy ε and angular momentum p_θ move chaotically, $V_{z0} = 0$, “bubble” radius is large, $a \gg \rho$, and electrostatic potential is neglectingly small, estimation of particle confinement time is:

$$\tau \sim R_v \tau_b \begin{cases} (a - r_{\min}) / \rho, & \Omega p_\theta \geq 0, \\ (a - r_{\min}) / (\rho - 2R_v r_{\min}), & \Omega p_\theta < 0, \end{cases} \quad (15)$$

here $\tau_b = L/(\Omega\rho)$ is of the order of particle transit time from mirror to mirror (period of bounce-oscillations).

5. Estimation of plasma lifetime in gas-dynamic regime

Calculation of particle confinement time in regime of diamagnetic confinement requires sophisticated calculations including solving of kinetic equation together with equilibrium equation. This calculation can be essentially simplified if plasma is quite dense and angular scattering time is less than lifetime of unconfined particles. In this case particle distribution functions are locally Maxwellian and one can estimate particle confinement time by calculating full number of particles and their flow through mirrors.

Let's assume that distribution function of particles of type s approximately coincides with distribution of Maxwellian particles inside cylinder with radius a

$$f_i(\varepsilon, p_\theta) = n_{i0} \left(\frac{m}{2\pi T_i} \right)^{3/2} e^{-\varepsilon/T_i} H(2m_i a^2 \varepsilon - p_\theta^2). \quad (16)$$

This distribution allows particle density to be uniform inside the diamagnetic “bubble” with radius a , like in MHD models (see next section). One can estimate lifetime of particles with distribution s as

$$\tau_s \sim \frac{R_v L a}{v_s \rho_s}, \quad (17)$$

here $v_s = (2T_s/m_s)^{1/2}$ is thermal velocity of particles of type s , $\rho_s = v_s/\Omega_s$ is mean Larmor radius calculated by vacuum magnetic field. Estimation (17) gives same lifetime for ions and electrons with same temperatures so plasma outflow in such regime should not be accompanied by appearing essential ambipolar potential.

Combination $R_v L/v_i$ is of the order of time of gas-dynamic outflow from trap with vacuum magnetic field τ_{GDT} . So transition to regime of diamagnetic confinement

increases a/ρ_i times particle confinement time in gas-dynamic regime. This estimation should be compared with estimation

$$\tau = \tau_{GDT} \frac{a}{\lambda}$$

of particle confinement time in MHD model [1, 2], here λ is thickness of boundary layer in MHD approximation. This comparison demonstrates that kinetic effects are important when $\rho_i > \lambda$.

It should be noted that effects of adiabatic confinement of part of particles not taken into account in estimation (17). This effects can be important if plasma flow through mirror is collisionless (“short” mirrors). Effects of adiabaticity of motion are seems to decrease particle losses. In this sense the estimation (17) is most pessimistic estimation of particle confinement time in the gas-dynamic regime.

6. Numerical example

To illustrate influence of structure of magnetic system on collision-less particle dynamic some results of numerical simulation of ions movement in diamagnetic trap are presented in this section. Magnetic flux is calculated similarly article [6]. Namely, magnetic flux satisfies Amperes’s law $(\nabla \times \mathbf{B})_\theta = \partial_r r^{-1} \partial_r \Psi = 4\pi j_\theta / c$ (here j_θ is azimuthal component of plasma current) which can be write in the form of integral equation

$$\begin{aligned} \Psi(r, z) &= \Psi_v(r, z) + \frac{4\pi}{c} \int dr_0 dz_0 \psi_G(r, r_0; z, z_0) j_\theta(r_0, z_0), \\ j_\theta(r_0, z_0) &= \sum_{s=i,e} e_s \int \frac{p_\theta - e_s \Psi(r_0, z_0)/c}{r_0} f_s \frac{dp_r dp_\theta dp_z}{r_0}, \end{aligned} \quad (18)$$

here $\Psi_v(r, z)$ is flux of vacuum magnetic field and

$$\psi_G(r, r_0; z, z_0) = \sqrt{(z - z_0)^2 + (r + r_0)^2} \frac{E(\xi) + (\xi/2 - 1)K(\xi)}{2\pi},$$

is Green function (magnetic flux of thin coil), $E(\xi)$ and $K(\xi)$ are complete elliptic integrals of first and second kinds, $\xi = 4rr_0/((z - z_0)^2 + (r + r_0)^2)$.

The integral equation (18) can be solved numerically by iterations. To calculate plasma current j_θ we assume electrons to be cold and choose distribution function of ions (16). Dependence of density and azimuthal current of ions on radial coordinate and magnetic flux are given in Appendix B. Example of radial dependence of plasma density and longitudinal component of magnetic field on radius is shown on figure 2. Plasma density is constant inside the “bubble” like in the MHD model [1, 2].

Magnetic system of trap consists of two mirror coils and of set of equidistant coaxial coils which generate quasi-uniform magnetic field (see figure 3). In one case corrugation of vacuum magnetic field does not exceeds tenths of percent (smooth magnetic field). In second case distance between the coils is doubled and radius of the coils is reduced (currents in coils are changed correspondingly so that value of magnetic field in center is the same in both cases). It results in observable corrugation of the “bubble” boundary.

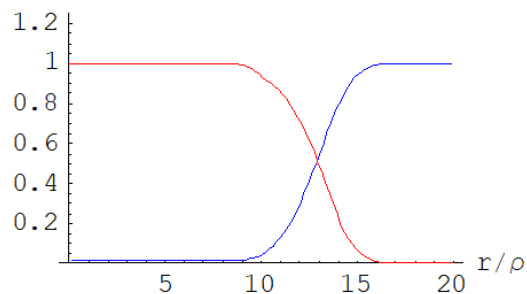


Figure 2. An example of dependence of plasma density n/n_{i0} (red) and magnetic field B_z/B_0 (blue) on radius in trap center. Parameters: $(2T_i/(m_i\Omega^2))^{1/2} = 2$, $a = 20$, vacuum mirror ratio $R_v = 2$.

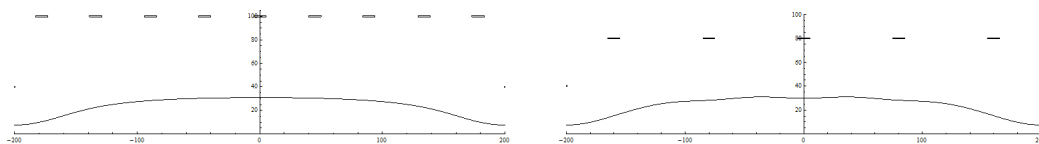


Figure 3. An examples of magnet coils (rectangles) and magnetic field line on “bubble” boundary (solid curve) for smooth (left) and corrugated (right) vacuum magnetic field. Parameters: $(2T_i/(m_i\Omega^2))^{1/2} = 2$, $a = 20$.

Numerical simulation allows us to found maximal value of longitudinal velocity at which ions confine in the trap. Ions move regularly in trap with smooth field and maximal critical velocity is restricted only by criterion of confinement (6). An example of dependence of critical velocity on angular momentum for ions moving in trap with corrugated field is shown on figure 4. Ions with small $|p_\theta|$ scatter due to corrugation so their critical velocity is relatively low. This velocity increases when $|p_\theta|$ rises (in according with criterion of adiabaticity (14)). Ions with negative and small p_θ are confined absolutely so their maximal velocity is restricted by full energy $(2\varepsilon/m_i)^{1/2}$. Critical velocity of ions with large p_θ decreases because this ions move in region with finite magnetic field outside the “bubble”.

An example of number of unconfined ions in trap with corrugated field after n bounce-oscillations is shown on figure 5. This number decreases approximately exponentially with time. Confinement time $18.3\tau_b$ is consistent with analytical estimation (15).

7. Conclusion

Smallness of magnetic field in central region of the diamagnetic trap results in non-conservation of magnetic moment so regimes of particle confinement are modified. Particle can confine inside the diamagnetic “bubble” either due to conservation of radial adiabatic invariant (this mechanism occurs if vacuum magnetic field is smooth) or in regime of adiabatic confinement (if particle rotates quickly around axis of trap

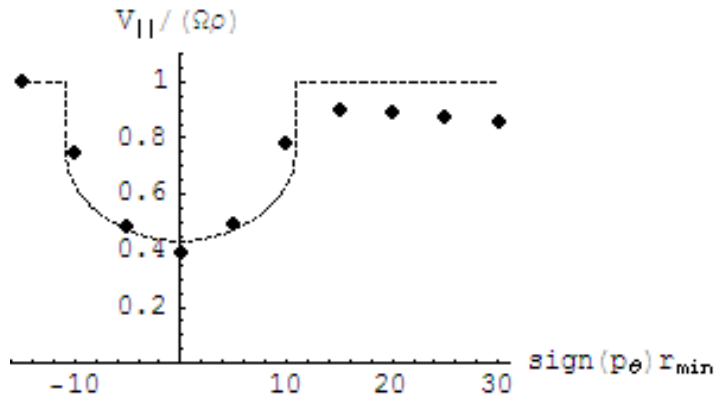


Figure 4. An example of value of critical longitudinal velocity for ions with $\rho = 2$ moving in corrugated magnetic field (points) and margin of adiabaticity (14) at $ka = 2.7$ and $\delta b = 0.01$ (dashed line).

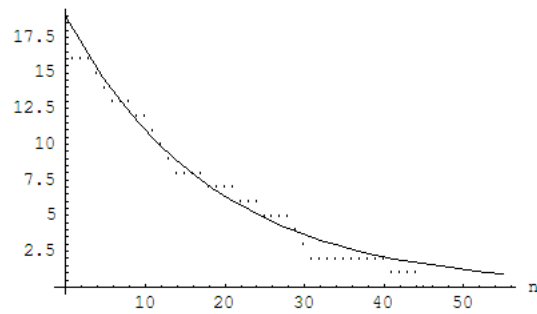


Figure 5. An example of number of unconfined ions after n bounce oscillations (points) and function $19e^{-x/18.3}$ (solid). Parameters: $\rho = 2$, $r_{\min} = 0$.

in direction coinciding with direction of cyclotron rotation). Possibility of conservation of the adiabatic invariant depends strongly on geometry of magnetic field, especially on small-scale perturbation of vacuum magnetic field. Lifetime of unconfined particles increases with increasing the “bubble” radius and vacuum magnetic field in the mirrors of the trap and decreasing particle “Larmor radius” ρ . Even in the worst case when all particles move chaotically particle confinement time exceeds the gas-dynamic time in the vacuum field in ratio of the “bubble” radius to mean ion “Larmor radius”.

The author wish to thank all the members of the laboratories 9-0, 9-1 and 10 of BINP SB RAS who participated in discussion of the results of this work. Author especially grateful to the Dr. Alexei Beklemishev, Dr. Dmitriy Skovorodin and Mikhail Khristo for fruitful discussions.

8. Appendix A. Twist mapping for particle inside corrugated surface

Now we consider particle moving with velocity v_0 inside corrugated cylindrical surface and reflecting elastically from it. Let z_n and $v_{\parallel n}$ to be longitudinal coordinate and longitudinal component of velocity of particle at time t_n . At this point of time radial velocity equal to zero and azimuthal component of velocity is $(v_0^2 - v_{\parallel n}^2)^{1/2}$. Radial coordinate of particle is $r_n = r_{\min} v_0 / (v_0^2 - v_{\parallel n}^2)^{1/2}$, here $r_{\min} = |p_\theta| / (mv_0)$. Particle will collide with surface at point of time t_w which is solution of equation $(r_n^2 + (v_0^2 - v_{\parallel n}^2)t_w^2)^{1/2} = a + \delta a \cos(kz_n + kv_{\parallel n}t_w)$. Longitudinal and radial coordinate of the particle at the moment of collision are $z_w = z_n + v_{\parallel n}t_w$ and $r_w = a + \delta a \cos(kz_w)$. Radial, azimuthal and longitudinal components of velocity at the moment of collision are $v_r = (v_0^2 - v_0^2 r_{\min}^2 / r_w^2 - v_{\parallel n}^2)^{1/2}$, $v_\theta = v_0 r_{\min} / r_w$, $v_{\parallel} = v_{\parallel n}$. After collision radial and longitudinal components of velocity are $v_{\parallel n+1} = (2f'v_r + (1 - f'^2)v_{\parallel n}) / (1 + f'^2)$, $v_r' = (2f'v_{\parallel n} - (1 - f'^2)v_r) / (1 + f'^2)$, here $f' = -k\delta a \sin(kz_w)$. Azimuthal component does not change. Radial coordinate of particle will reach minimal value $r_{n+1} = r_{\min} v_0 / (v_0^2 - v_{\parallel n+1}^2)^{1/2}$ through time $\Delta t = (r_w^2 - r_{\min}^2 v_0^2 / (v_0^2 - v_{\parallel n+1}^2))^{1/2} / (v_0^2 - v_{\parallel n+1}^2)^{1/2}$ after collision. Longitudinal velocity is $z_{n+1} = z_n + v_{\parallel n}t_w + v_{\parallel n+1}\Delta t$ when radial coordinate is minimal.

If corrugation is weak $\delta a \ll a$ that time before collision is approximately $t_w \approx (\Delta r_n I_n / v_{\parallel n}) \{1 + (\delta a a / \Delta r_n^2) \cos(kz_n + k\Delta r_n I_n)\}$, here $\Delta r_n = (a^2 - r_{\min}^2 v_0^2 / (v_0^2 - v_{\parallel n}^2))^{1/2}$ and $I_n = v_{\parallel n} / (v_0^2 - v_{\parallel n}^2)^{1/2}$. When radial coordinate minimal longitudinal component of velocity and longitudinal coordinate of particle are described by expressions (10).

9. Appendix B. Density and current of ions.

Density of ions with distribution function (16) is

$$\begin{aligned} n_i / n_{i0} = & H(r_b - r) e^{-2e\varphi / (mw^2)} + H(r - r_b) \frac{r_b}{r} + \\ & + \frac{H(\Omega^2 \psi^2 - 2(r_b^2 - r^2)e\varphi / m_i)}{2} \left(\frac{r_b}{r} \left\{ \operatorname{erf}\left(\frac{p_+ / m_i}{r_b w}\right) - \operatorname{erf}\left(\frac{p_- / m_i}{r_b w}\right) \right\} - \right. \\ & \left. - e^{-2e\varphi / (mw^2)} \left\{ \operatorname{erf}\left(\frac{p_+ / m_i - \Omega\psi}{rw}\right) - \operatorname{erf}\left(\frac{p_- / m_i - \Omega\psi}{rw}\right) \right\} \right), \end{aligned}$$

here $\psi(r, z) = \Psi(r, z) / B_0$ is normalized magnetic flux, φ is electrostatic potential, $w = (2T_i / m_i)^{1/2}$ is thermal velocity and

$$p_{\pm} = m_i \frac{\Omega r_b^2 \psi \pm r_b r \sqrt{2(r^2 - r_b^2)e\varphi / m_i + \Omega^2 \psi^2}}{r_b^2 - r^2}$$

Current of ions is

$$\begin{aligned} j_i / (en_{i0}) = & -H(r - r_b) \Omega \psi \frac{r_b}{r^2} + \frac{H(\Omega^2 \psi^2 - 2(r_b^2 - r^2)e\varphi / m_i)}{2} \times \\ & \times \left(e^{-2e\varphi / (mw^2)} \frac{w}{\sqrt{\pi}} (e^{-(p_+ / m_i - \Omega\psi)^2 / (r^2 w^2)} - e^{-(p_- / m_i - \Omega\psi)^2 / (r^2 w^2)}) + \right. \end{aligned}$$

$$+\frac{r_b}{r^2}\left\{\left(e^{-(p_+/m_i)^2/(r_b^2w^2)}-e^{-(p_-/m_i)^2/(r_b^2w^2)}\right)\frac{wr_b}{\sqrt{\pi}}+\Omega\psi\left(\operatorname{erf}\left(\frac{p_+/m_i}{r_bw}\right)-\operatorname{erf}\left(\frac{p_-/m_i}{r_bw}\right)\right)\right\}.$$

- [1] *A.D. Beklemishev*. Diamagnetic “bubble” equilibria in linear traps // *Physics of Plasmas* **23**, 082506 (2016), doi: 10.1063/1.4960129
- [2] *A.D. Beklemishev and M.S. Khristo*. High-Pressure Limit of Equilibrium in Axisymmetric Open Traps // *Plasma and Fusion Research* **14** 2403007, (2019), doi: 10.1585/pfr.14.2403007
- [3] *Ming-Yuan Hsiao and George H. Miley*. Velocity-space particle loss in field-reversed configurations // *Physics of Fluids* **28**, 5, (1985), doi: 10.1063/1.864978
- [4] *Loren C. Steinhauer*. Review of field-reversed configurations // *Physics of Plasmas* **18** 070501 (2011), doi: 10.1063/1.3613680
- [5] *Elena V. Belova, Ronald C. Davidson, Hantao Ji, and Masaaki Yamada*. Advances in the numerical modeling of field-reversed configurations // *Physics of Plasmas* **13** 056115 (2006); doi: 10.1063/1.2179426
- [6] *Artan Querushi and Norman Rostoker*. Equilibrium of field reversed configurations with rotation. I. One space dimensions and one type of ion // *Physics of Plasmas* **9** 3057 (2002), doi: 10.1063/1.1475683
- [7] *Artan Querushi and Norman Rostoker*. Equilibrium of field reversed configurations with rotation. IV. Two space dimensions and many ion species // *Physics of Plasmas* **10** 737 (2003), doi: 10.1063/1.1539853
- [8] *B.V. Chirikov*. Resonance processes in magnetic traps // *J. Nucl. Energy, Part C Plasma Phys* **1** 253 (1960).
- [9] *H. Vernon Wong, H. L. Berk, R. V. Lovelace, and N. Rostoker*. Stability of annular equilibrium of energetic large orbit ion beam // *Physics of Fluids B: Plasma Physics* **3** 2973 (1991), doi: 10.1063/1.859931