

# Can 1D topological states explain the extraordinary thermoelectric properties of $\text{Bi}_2\text{Te}_3$ ? An exact analytical solution in the Tomonaga-Luttinger liquids (TLLs) framework

P.Chudzinski<sup>1</sup>

<sup>1</sup>*School of Mathematics and Physics, Queen's University Belfast*

(Dated: 02.02.2020)

Topological insulators are frequently also one of the best known thermoelectric materials. It has been recently discovered that in 3D topological insulators each skew dislocation can host a pair of 1D topological states – a helical TLL. We derive exact analytical formulas for thermoelectric Seebeck coefficient in TLL and investigate up to what extent one can ascribe the outstanding thermoelectric properties of  $\text{Bi}_2\text{Te}_3$  to these 1D topological states. To this end we take a model of a dense dislocation network and find an analytic formula for an overlap between 1D (the TLL) and 3D electronic states. Our study is applicable to a weakly n-doped  $\text{Bi}_2\text{Te}_3$  but also to a broader class of nano-structured materials with artificially created 1D systems. Furthermore, our results can be used at finite frequency settings e.g. to capture transport activated by photo-excitations.

PACS numbers:

Thermoelectricity, on a fundamental level, gives us a valuable insight into interactions in a system. On the applications side it gives us hope to harvest electric energy from waste heat. The sensitivity to interactions manifest itself in the Mott relation,  $S \sim (\partial_\omega \sigma(\omega))/\sigma(\omega)$ , which links thermoelectric Seebeck coefficient  $S$  and electric conductivity  $\sigma$  in the adiabatic regime but also reveals how hard it is to describe (and improve)  $S$  from the application viewpoint. In the single-particle picture when  $\sigma(\omega) \sim LDOS(\omega)$ , thanks to a singularity in the derivative of its density of states, the 1D metal could give rise to a huge Seebeck coefficient. This fact has been extensively used in thermoelectricity enhancement by engineering of low dimensional nano-structures<sup>1</sup> but the results of these attempts simply proved that unavoidably one needs a full description of electron-electron interactions in these systems.  $\text{Bi}_2\text{Te}_3$ , the first discovered strong 3D topological insulator<sup>2</sup> is also one of the best known thermoelectric materials at ambient conditions<sup>3</sup>. When it was discovered<sup>4</sup> that in such 3D topological insulator each dislocation will host a pair of counter-propagating 1D topological states – a helical Tomonaga-Luttinger liquid (TLL), there was momentarily an excitement that the outstanding thermoelectric properties of  $\text{Bi}_2\text{Te}_3$  can be finally explained<sup>5</sup>. However, several fundamental obstacles prohibit this simplistic picture. For the case of non-interacting fermions, or in a hydrodynamic liquid with an infinite cut-off, the thermoelectric transport coefficients are zero, which implies that a meaningful theory that predicts a substantial signal must include interactions and cut-off's in a non-perturbative manner. Furthermore, in order to achieve a non-zero Seebeck coefficient, a mechanism that will induce curvature and backscattering of the 1D states is needed. This is particularly difficult in helical TLL, where backscattering requires a spin flip. Incorporating a uniform spin-orbit coupling in the model, although it modifies the definition of Kramers-invariant variable, is insufficient as it does not allow for backscat-

tering to occur<sup>6</sup>.

A series of recent results paved the way to overcome this stalemate. Most importantly it has been recently shown that a new type of Rashba-like spin-orbit coupling is present on a dislocation<sup>7</sup>. The coupling has been shown to be momentum  $k$ -dependent, so it can be spatially inhomogeneous. If one now considers a periodic modulation of the Burgers vector (possibly accompanied by a local electric field) then the new Rashba term will be also periodically modulated in space. Such modulation can be induced by lattice distortion corresponding to a transverse optical (TO) phonon mode. This, and inelastic character of phonon processes<sup>8,9</sup>, is exactly the kind of term<sup>6</sup> required to cause the desired spin-flip process and overcome the topological protection against backscattering<sup>10</sup>. This shall produce finite resistivities and in effect a finite Seebeck coefficient.

Experimentally, it has been recently shown that each twin boundary in  $\text{Bi}_2\text{Te}_3$  consists of a long chain of lattice dislocation<sup>11,12</sup>. This proves that: i) dislocations are common in  $\text{Bi}_2\text{Te}_3$  and material may host dense networks of dislocations that may turn the topological effect into a volume effect, ii) one can in principle control distances between dislocations by changing angle between crystal grains. Developments in experiment/numerics have quantified relation between dislocation and local strain field<sup>13</sup>, while emerging field of dislons (quanta of dislocation motion) builds a link between the local strain and phonon-phonon interactions on dislocations<sup>14</sup>. Finally, complex band structure of  $\text{Bi}_2\text{Te}_3$  has been explored by advanced DFT methods (GW)<sup>15</sup> and confirmed by ARPES experiments<sup>16,17</sup>. A consensus has emerged that  $\text{Bi}_2\text{Te}_3$  is an indirect narrow gap semiconductor with a bottom of a conduction band slightly off the Brillouin zone center<sup>15</sup>.

These achievements, in seemingly unrelated areas, have set up the following challenge for many body theory: to compute Seebeck effect in a helical TLL in a

strong interaction, strong lattice anharmonicity regime accounting for the fact that the helical TLL states exist only in a finite-energy window (of order  $\Lambda_0 \approx 0.25eV$ ) where they do not decay into energy-momentum matching bulk states. One also needs a good description of a dense network of dislocations to assess the feasibility of our theoretical proposal. In this paper we give an analytical formula for the strength of Seebeck coefficient due to network of helical 1D states at arbitrary frequency and temperature. The calculation proceeds in two stages: in the first stage we compute Seebeck coefficient of a single TLL state on a dislocation, while in the second stage we compute tunnelling probability between 3D states (with a given Fermi momentum  $k_F^{3D}$ ) and the states localized on 1D dislocations' array.

Our system consist of three parts: the 3D dilute electronic liquid from bulk conduction band with free fermion Hamiltonian  $H_{3D} = \sum_k E_{DFT}^{(3D)}(\vec{k})c^\dagger(\vec{k})c(\vec{k})$ , the helical TLL  $H_{TLL}^{1D}$  (from the topological states on dislocation) and the TO phonons described by  $H_{ph}$ . The 1D theory is written in terms of collective modes, the density fields  $\phi_\nu(x)$  and canonically conjugate fields  $\theta_\nu(x)$ , with  $\Pi_\nu(x) = \partial_x \theta_\nu(x)$ . These fields are directly related to respective fermionic densities  $\partial_x \phi_\nu(x) = -\pi \rho_\nu(x)$ . Then the TLL hamiltonian reads:

$$H_{TLL}^{1D} = \sum_\nu \int \frac{dx}{2\pi} \left[ (v_\nu K_\nu)(\pi \Pi_\nu)^2 + \left( \frac{v_\nu}{K_\nu} \right) (\partial_x \phi_\nu)^2 \right] \quad (1)$$

where  $v_\nu, K_\nu$  are velocity and TLL parameter for all collective  $\nu$ -modes that constitutes our hydrodynamic liquid. For the helical TLL, because fermion spin and chirality are locked, there is only one mode so we drop the  $\nu$  index in the following. Electron-electron interactions that have purely forward character (due to the topological protection) are incorporated in  $K = \sqrt{\frac{1-g}{1+g}}$  where  $g = V_{Coul}(q \rightarrow 0)$ .

The TO phonon branch, considered here, in  $\text{Bi}_2\text{Te}_3$  has the following properties: i) local boson density is well defined quantity as it corresponds to an amplitude of a local atomic oscillation within a unit cell; ii) these oscillations modify locally Burgers distortion and so the 'new-Rashba' term; iii) resonant bond character of the crystal lattice vibrations softens  $\omega_0(q=0)$ <sup>18</sup>; iv) when a TO phonon is being emitted/absorbed, causing electron backscattering from  $+k_F$  to  $-k_F$ , then the dispersion  $\omega(q_0 \approx 2k_F)$  falls in the linear dispersion range (because of a typical available  $k_F$  for our specific TLL). Hence the conditions to use the TLL theory for bosons are fulfilled and their Hamiltonian is:

$$H_{ph} = \int \frac{dx}{2\pi} \left[ (v_{ph} K_{ph})(\pi \Pi_{ph})^2 + \left( \frac{v_{ph}}{K_{ph}} \right) (\partial_x \phi_{ph})^2 \right] \quad (2)$$

where  $\nabla \phi_{ph}$  describes the density of the *local Bi-Te* oscillations in a given,  $x_i$ -th, unit cell and the key advantage of using the TLL formalism is that any anharmonic-

ity (which one expects to be large on the dislocation) can be captured by an appropriate choice of the TLL parameter  $K_{ph}$ . In the following we take  $K_{ph} \approx 1$  which corresponds to hard-core bosons. The electron-phonon coupling reads:

$$H_R = \frac{g_R}{2\pi a} \int dx \partial \phi_{ph}(x) \exp(i\phi(x)) \quad (3)$$

where we assumed, in accordance with the discussion in the introduction, that the phenomenon is proportional to the amplitude of distortion  $\equiv$  density (spectral weight) of the TO phonons at a given point  $n_{ph} = \partial \phi_{ph}(x)$ . The amplitude of the process  $g_R = V_R/\Lambda$  where  $V_R$  has to be found from material specific *ab-initio* calculation, in analogy with those in Ref.<sup>7</sup>. We note that  $V_R$  is of the same order as spin-orbit coupling in a given material and in  $\text{Bi}_2\text{Te}_3$  while the spin-orbit coupling is also the underlying reason of band gap opening  $\Delta_b$ . Since  $\Delta_b$  determines the  $\Lambda$  UV-cut-off of the 1D hydrodynamics, the  $g_R$  is expected to be not far from one. The filling of the system is incommensurate so we do not expect Eq.3 to open 1D many-body gap at  $E_F$ , for a finite  $\omega_0$  (non-adiabatic regime) the coupling is marginal<sup>19</sup>. This situation is ideally suited to employ memory function formalism<sup>20,21</sup> where a single well-defined perturbation breaks the perfect conductivity of TLL. The charge/heat conductivities matrix is then expressed as:

$$\hat{\sigma}(q, \omega; T) = \hat{\chi}(T)(-i\omega \hat{\chi}(T) + \hat{M}(q, \omega)) \hat{\chi}(T) \quad (4)$$

where  $\hat{M}(q, \omega)$  and static susceptibilities  $\hat{\chi}(T)$  are 2x2 matrix as there are two forces ( $\nabla E_x$  and  $\nabla T$ ) and two currents (electric and heat). The off-diagonal, thermoelectric conductivities, are equal by Onsager relation. The entries of  $\hat{M}(q, \omega)$  are memory functions i.e. meromorphic functions each equal to a correlator of force-operators  $M_{i,l}(q, \omega) = (\langle F_i F_l \rangle|_{q, \omega} - \langle F_i F_l \rangle|_{0,0})$  where the  $\langle \rangle$  are computed for  $H_{TLL}$ . The force-operator  $F_i(x, t) = [j_i(x, t), H_{tot}(x, t)]$ , where  $H_{tot} = H_{TLL}^{1D} + H_{ph} + H_R$ , selects the term in the Hamiltonian that does not commute with the respective current. The Seebeck coefficient, defined in a stationary situation where both currents are zero (compensating forces), can be expressed as a ratio of the off-diagonal thermoelectric conductivity term  $\sigma_{qe}$  and electric conductivity  $\sigma_e$ . Usually from the TLL description only the asymptotic behaviour at  $T, \omega \rightarrow 0$  is extracted. However, for the purpose of this study, to be able to make a valid comparison with experiments, a full functional description valid at intermediate temperatures and frequencies is necessary. Explicit analytic expressions for  $F(x, t)$  are given in the Supp.Mat. We used conformal field theory transformation to obtain the expressions valid at finite temperatures. In order to substitute these to Eq.4 we need the Fourier transforms. Finding analytic form of the hyperbolic functions' transforms is the key outcome of our study. The  $\int \exp(i(q'x + \omega t)) \langle F_i(x, t) F_l(0, 0) \rangle$  can be expressed as a convolution of electronic and phononic parts and for the uniform response  $q' \rightarrow 0$  are a simple integral:

$$M_{\text{eq}}(\omega', T) = M^{(0)} T^{2K+2+1-3} \int dqdw \left[ \Pi^{(ph)} \left( \frac{-v_{ph}q + w}{T}, K_{ph} \right) \Pi^{(ph)} \left( \frac{v_{ph}q + w}{T}, K_{ph} \right) \right. \\ \left. \left( \Gamma^{(el)} \left( \frac{w - qV_F}{T}, K + 1 \right) \Pi^{(el)} \left( \frac{qV_F + w}{T}, K \right) + \Gamma^{(el)} \left( \frac{qV_F + w}{T}, K + 1 \right) \Pi^{(el)} \left( \frac{w - qV_F}{T}, K \right) \right) \right] \quad (5)$$

$$M_{\text{qk}}(\omega', T) = M^{(0q)} T^{2K+2+2-3} \int dqdw \left[ \Pi^{(ph)} \left( \frac{-v_{ph}q + (w - \omega')}{T}, K_{ph} \right) \Pi^{(ph)} \left( \frac{v_{ph}q + (w - \omega')}{T}, K_{ph} \right) \right. \\ \left( \Gamma^{(el)} \left( \frac{qV_F + w}{T}, K + 1 \right) \Gamma^{(el)} \left( \frac{w - qV_F}{T}, K + 1 \right) + \Gamma_Q^{(el)} \left( \frac{w - qV_F}{T}, K \right) \Pi^{(el)} \left( \frac{qV_F + w}{T}, K \right) + \right. \\ \left. \Gamma_Q^{(el)} \left( \frac{qV_F + w}{T}, K \right) \Pi^{(el)} \left( \frac{w - qV_F}{T}, K \right) + \Pi^{(el)} \left( \frac{qV_F + w}{T}, K \right) \Pi^{(el)} \left( \frac{w - qV_F}{T}, K + 2 \right) + \right. \\ \left. \left. \Pi^{(el)} \left( \frac{qV_F + w}{T}, K \right) \Pi^{(el)} \left( \frac{w - qV_F}{T}, K + 2 \right) \right) \right] \quad (6)$$

where the Fourier transforms of hyperbolic functions are  $\Pi^{(el)}(z, Kr) = 2^K \frac{\beta\sqrt{v}}{2\pi} B_{(0, \exp(-\Lambda_{tr}^{UV} T))} \left( \frac{\pi Kr + iz}{2\pi}, 1 - Kr \right)$ ,  $\Pi^{(ph)}(z, Kr) = 2^{1-\beta\sqrt{v_{ph}}} B_{(\exp(-\Lambda_{tr}^{IR} T), 1.0)} \left( \frac{\pi Kr + iz}{2\pi}, 1 - Kr \right)$  and :

$$\Gamma^{(el)}(z, Kr) = 2^{K+1} \frac{\beta\sqrt{v}}{2\pi} B_{(0, \exp(-\Lambda_{tr}^{UV} T))} \left( \frac{\pi Kr + iz}{2\pi}, -Kr \right) + 2^{K+1} \frac{\beta\sqrt{v}}{2\pi} B_{(0, \exp(-\Lambda_{tr}^{UV} T))} \left( \frac{\pi Kr + iz}{2\pi} + 1, -Kr \right) \\ \Gamma_Q^{(el)}(z, Kr) = 2^K \frac{\beta\sqrt{v}}{2\pi} \frac{\left(\frac{e}{2}\right)^{-K-2}}{(Kr - iz)(1 + e^2)^2} \times \\ F_1 \left( \frac{1}{2}(Kr - iz); -2, Kr + 2; \frac{1}{2}(Kr - iz + 2); -\frac{1}{\exp(-2(\exp(-\Lambda_{tr}^{UV} T)))}, \frac{1}{\exp(-2(\exp(-\Lambda_{tr}^{UV} T)))} \right) \quad (7)$$

where  $B_{x_1, x_2}(a, b)$  indicates a generalized incomplete Beta function and  $F_1(a; b; c; d; x_1, x_2)$  is Appell hypergeometric function. The temperature independent amplitudes  $M^{(0)}$ ,  $M^{(0q)}$  are given in Supp.Mat. This result generalizes well known single-mode TLL susceptibilities in two ways: i) it incorporates IR and UV transport cut-off's  $-\Lambda_{tr}^{UV, IR}$  which in our problem are very close to the considered temperature/frequency range; ii) we have here Fourier transforms of the "vertex" functions<sup>22</sup>  $\sim \partial_x G_{TLL}(x, t)$

By substituting this into Eq.4 we obtain a closed analytical formula for the Seebeck coefficient of TLL. We plot the result in Fig.1. Since in our calculations we took  $\hbar = e = k_B = 1$ , then the Seebeck coefficient is given in its natural units  $1n.u. = 28.6 \frac{\mu V}{K} g_R^2$ . Hence, if indeed  $g_R \sim O(1)$ , then the amplitude of the effect induced by dislocations can be quite substantial  $10^3 \frac{\mu V}{K}$  which is on a par with the best thermoelectric materials. On both panels we observe an increasing trend with temperature and apparently decreasing as a function of frequency. It should be noted that by increasing  $v_{ph}$  (towards values that are unphysical for phonons in  $\text{Bi}_2\text{Te}_3$  but may be realizable for other models) we are able to move the maximum towards finite frequencies. Remarkably, Seebeck effect increases (by an order

of magnitude) when the TLL  $K$  parameters decreases i.e. electron-electron interactions are stronger. Since the main factor that decreases  $K$  are long-range Coulomb-type interactions then, assuming that the typical length of dislocation is large, it will be screening that determines the TLL parameter. This depends on the density of 3D carriers. We then predict that the Seebeck effect of dislocations will dramatically increase as the chemical potential approaches the conduction band minimum (CBM).

We can now move to the realistic setting where a network of dislocation is present in a weakly n-doped  $\text{Bi}_2\text{Te}_3$ , see Fig2. Here we assume the following transport mechanism: an external electrode is connected to the 3D bulk states and these electrons, as they propagate through the sample, tunnel into the 1D dislocation states where the large thermoelectric coefficient can be harvested. We now incorporate the tunneling Hamiltonian into our description  $H_{tun} = \sum_i t_{tun} (c^\dagger(3D)(r_{\perp i}) c(1D)(r_{\perp i}) + h.c.)$ . From the standard procedure of constructing a second quantization Hamiltonian, the  $t_{tun} \equiv$  probability of tunnelling, is equal to an overlap between 3D and 1D wavefunctions on a given dislocation  $\int dr_{\perp} \psi^{*3D}(r_{\perp} - r_{\perp i}) \psi_{1D}(r_{\perp} - r_{\perp i})$ . Taking  $\psi_{1D}(r_{\perp}) = 0$  if  $r_{\perp} > R$  and constant inside this cylinder, implies that  $t_{tun}$  is proportional to an ampli-

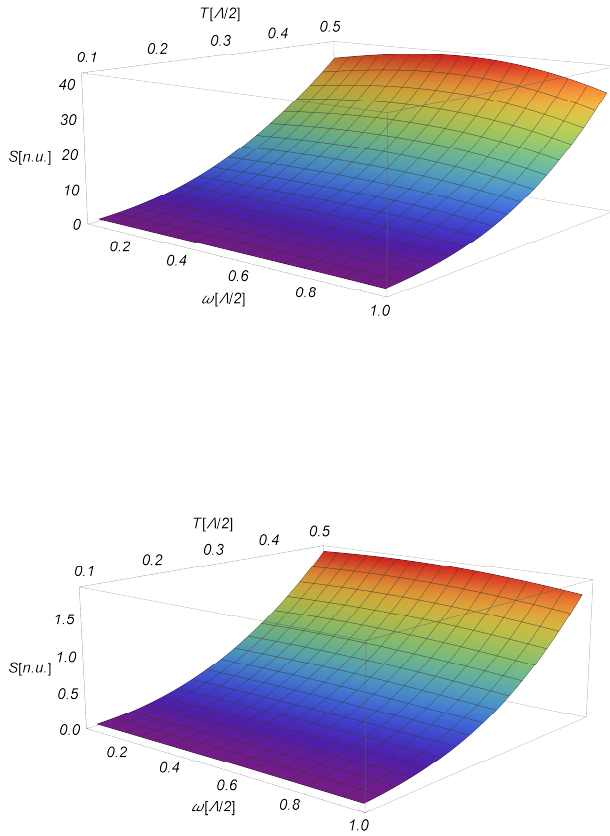


FIG. 1. Seebeck coefficients calculated for 1D helical TLL subjected to Rashba type non-uniform spin-orbit coupling  $V_R$ . It is given in natural units and should be multiplied by  $g_R^2$  where  $g_R = V_R/\Lambda$ . Here we compare the strength of thermoelectric effect for two different values of TLL parameter  $K=0.3$  (top panel) and  $K=0.7$  (bottom panel).

tude of the 3D wave at the dislocation. The 3D electrons are primarily in the conduction band Bloch plane-wave states  $\Psi_{1st}^{3D}(\vec{r}) \sim \sum_{k \in k_{Fi}} \exp(i\vec{k}\vec{r})$ , but while the Dirac 1D state is present around the  $\Gamma$  point<sup>23</sup>, the conduction band minimum (CBM) is located  $\approx \pi/6BZ$  away. The quasi-momentum conservation inhibits direct tunneling from the primary wave when  $k_{\perp}^{(3D)}(CBM) \neq k_{\perp}^{(1D)}(\Gamma)$  because the two envelopes do not match. There are however also secondary  $\psi_{2nd}^{3D}(r_{\perp})$ , localized waves present due to multiple electron's wave scattering from the dislocations network.

We take a plane wave coming from a pure crystal and compute multi-site diffraction pattern on cylindrical obstacles. The size of dislocations, distances between them and the Bloch wave-length are all comparable so

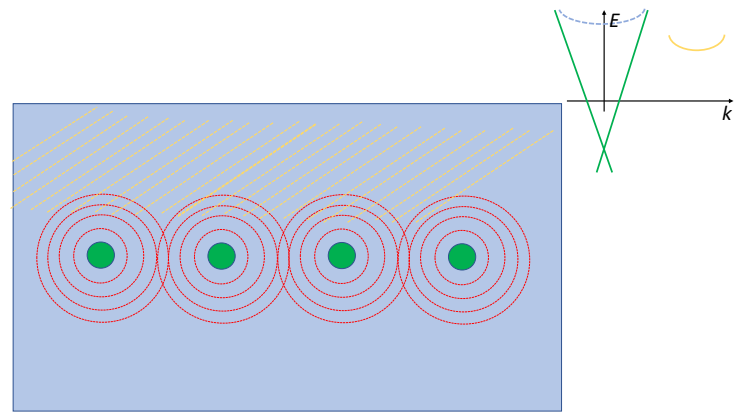


FIG. 2. Schematic model for the problem of tunneling into dislocation shown on the plane perpendicular to the dislocation axis. The incoming primary bulk wave  $\Psi_{1st}^{3D}$  (yellow dashed lines) is scattered on a chain of dislocations (green) that is present on a crystalline twin-boundary. As a result of diffraction a secondary wave  $\Psi_{2nd}^{3D}$  is produced (red dashed lines). Inset shows a sketch of  $\text{Bi}_2\text{Te}_3$  band structure.

one cannot consider a point-type wave-scattering but instead needs to use Fresnel diffraction of electronic waves. Such tunneling problem between 3D wave and 1D localized states has been solved in a closed analytical form in Ref.<sup>24</sup>. The solution for the Fresnel diffraction on a circular aperture can be expressed as<sup>25</sup>:

$$\psi_{2nd}(r) = \sum_{k_i} (\sin(N_{\bar{F}}^2(1 + (r/R)^2)/2) + U_1(2N_{\bar{F}}, 2N_{\bar{F}}r/R)) - i(\cos(N_{\bar{F}}^2(1 + (r/R)^2)/2) - U_2(2N_{\bar{F}}, 2N_{\bar{F}}r/R))(8)$$

here  $R$  is the radius of the dislocation,  $r$  is a distance within the plane perpendicular to dislocation,  $N_{\bar{F}}(k_i) = R^2/(\lambda\Lambda^{-1})$  is the Fresnel number, with  $\lambda = \pi/k_i$  a wavelength of a Bloch-electron. To sum over  $k_i$  we take two  $k_F$ 's at two sides of CBM along the direction of line of dislocations (presumably along the twin grain boundary).  $U_{1,2}$  are Lommel functions of two arguments,  $U_n(w, z) \approx \sum_{m=0}^{\infty} (\frac{w}{z})^{n+2m} J_{n+2m}(z)$ , here  $J_{n+2m}(z)$  is a Bessel function of the first kind, they have a damped (weakly aperiodic) oscillatory behavior. Superposition of waves scattered on all dislocations gives the total amplitude  $\Psi_{2nd}(r) = \sum_j \psi_{2nd}(r + jd)$  since each 1D system (with radius  $R$ ) scatters electronic waves and hence becomes a source of an electronic wave  $\psi_{2nd}(r)$ . Since we are working at the very bottom of the conduction band we need to include Sommerfeld expansion for the temperature dependence of chemical potential<sup>26</sup>. As a result the  $k_F$  does depend on temperature and in this indirect way temperature enters also Eq.8.

We can now combine Eq.4 (with Eq.5-7) and Eq.8 to find the full temperature dependence of the Seebeck coefficient. The result of this calculation is shown in Fig.3. We see that instead of monotonically increasing  $S(T)$  (as

in Fig.1) we have a broad maximum which appears at around  $0.25\Lambda_0/2 \approx 350K$  which is in a reasonable agreement with experiment. Remarkably we also observe an evidence of the electronic waves interference phenomena – the dependence on a distance between the dislocation is not monotonically increasing, as one would naively expect, but instead there is a complicated dependence with a well pronounced minimum at smaller distances. This is valuable information for the experimentalist: if an experiment is performed such that density of dislocation is varied in a controllable manner then one may find the system in a counter-intuitive regime where increasing the density reduces the Seebeck signal. We show here that this should not disprove the fact that there is a substantial contribution to Seebeck coefficient from dislocation. We also note that for the realistic parameters taken from experiment<sup>11</sup> the amplitude of the effect is massively reduced, it becomes of order of  $10 \frac{\mu V}{K}$ . This is in agreement with the amplitudes that were experimentally reported. The bottleneck of the transport mechanism is not an intrinsic property of Seebeck effect on a dislocation (which is by itself large) but instead it is suppressed by the extrinsic tunneling amplitude. This can be in principle modified by engineering methods. To explore this, we propose a hypothesis that the drastic suppression of the tunneling amplitude is related to two electronic waves  $k_{CBM} \pm k_F^{(3D)}$  destructively interfering. To validate it we perform another calculation

where one of the amplitudes is enlarged with respect to another. This is achievable, in our particular case, since  $k_{CBM} - k_F^{(3D)} \approx 1/6BZ$  so adding a superstructure with x6 periodicity can increase one of the amplitudes. An extra level of complexity that needs to be accounted here is due to an appearance of higher harmonics with momenta  $k_n = k_{CBM} - k_F^{(3D)} + n \cdot 1/6BZ$ . The result of this calculation is shown on the bottom panel. We see that large values of Seebeck coefficient are recovered. This suggest the realistic way to harvest massive Seebeck coefficient from the dislocations.

To conclude, firstly we have derived the exact analytic expressions for Fourier transforms of generalized correlation functions, Eq.7, and for conductivity tensor, Eq.5-6, in TLL. The results of these show a dramatic departure from the prediction based on the Mott relation –  $\sigma(\omega) \sim \omega^a \implies S(\omega) \sim 1/\omega$ , which shows that our formalism is able to capture profoundly non-adiabatic effects. Secondly, we have derived analytic formulas for tunneling between 3D electron liquid and a network of 1D TLLs. These are necessary ingredient in any transport device based on the 1D nano-structured states. Altogether the analytic solution allowed us to quantify the importance of topological states in thermoelectricity, provide an interpretation of recent experiments<sup>11,12</sup> in  $Bi_2Te_3$  and a pathway for future nano-structuring improvements that are available to be harvested.

<sup>1</sup> L. D. Hicks and M. S. Dresselhaus. Thermoelectric figure of merit of a one-dimensional conductor. *Phys. Rev. B*, 47:16631–16634, Jun 1993.

<sup>2</sup> Y. L. Chen, J. G. Analytis, J.-H. Chu, Z. K. Liu, S.-K. Mo, X. L. Qi, H. J. Zhang, D. H. Lu, X. Dai, Z. Fang, S. C. Zhang, I. R. Fisher, Z. Hussain, and Z.-X. Shen. Experimental realization of a three-dimensional topological insulator,  $Bi_2Te_3$ . *Science*, 325(5937):178–181, 2009.

<sup>3</sup> Ian T. Witting, Thomas C. Chasapis, Francesco Ricci, Matthew Peters, Nicholas A. Heinz, Geoffroy Hautier, and G. Jeffrey Snyder. The thermoelectric properties of bismuth telluride. *Advanced Electronic Materials*, 5(6):1800904, 2019.

<sup>4</sup> Ying Ran, Yi Zhang, and Ashvin Vishwanath. One-dimensional topologically protected modes in topological insulators with lattice dislocations. *Nat.Phys.*, 5:298–303, Apr 2009.

<sup>5</sup> Shuichi Murakami, Ryuji Takahashi, O A Tretiakov, Ar Abanov, and Jairo Sinova. Thermoelectric transport of perfectly conducting channels in two- and three-dimensional topological insulators. *Journal of Physics: Conference Series*, 334:012013, dec 2011.

<sup>6</sup> Anders Ström, Henrik Johannesson, and G. I. Japaridze. Edge dynamics in a quantum spin hall state: Effects from rashba spin-orbit interaction. *Phys. Rev. Lett.*, 104:256804, Jun 2010.

<sup>7</sup> Lin Hu, Huaqing Huang, Zhengfei Wang, W. Jiang, Xiaojuan Ni, Yinong Zhou, V. Zielasek, M. G. Lagally, Bing Huang, and Feng Liu. Ubiquitous spin-orbit coupling in

a screw dislocation with high spin coherency. *Phys. Rev. Lett.*, 121:066401, Aug 2018.

<sup>8</sup> Thomas L. Schmidt, Stephan Rachel, Felix von Oppen, and Leonid I. Glazman. Inelastic electron backscattering in a generic helical edge channel. *Phys. Rev. Lett.*, 108:156402, Apr 2012.

<sup>9</sup> Jan Carl Budich, Fabrizio Dolcini, Patrik Recher, and Björn Trauzettel. Phonon-induced backscattering in helical edge states. *Phys. Rev. Lett.*, 108:086602, Feb 2012.

<sup>10</sup> Maxim Kharitonov, Florian Geissler, and Björn Trauzettel. Backscattering in a helical liquid induced by rashba spin-orbit coupling and electron interactions: Locality, symmetry, and cutoff aspects. *Phys. Rev. B*, 96:155134, Oct 2017.

<sup>11</sup> Sang Il Kim, Kyu Hyoung Lee, Hyeon A Mun, Hyun Sik Kim, Sung Woo Hwang, Jong Wook Roh, Dae Jin Yang, Weon Ho Shin, Xiang Shu Li, Young Hee Lee, G. Jeffrey Snyder, and Sung Wng Kim. Dense dislocation arrays embedded in grain boundaries for high-performance bulk thermoelectrics. *Science*, 348(6230):109–114, 2015.

<sup>12</sup> Guodong Li, Umut Aydemir, Sergey I. Morozov, Max Wood, Qi An, Pengcheng Zhai, Qingjie Zhang, William A. Goddard, and G. Jeffrey Snyder. Superstrengthening  $Bi_2Te_3$  through nanotwinning. *Phys. Rev. Lett.*, 119:085501, Aug 2017.

<sup>13</sup> Y. Liu, Y. Y. Li, D. Rajput, S. and Gilks, L. Lari, P. L. Galindo, M. Weinert, V. K. Lazarov, and L. Li. Tuning dirac states by strain in the topological insulator  $Bi_2Se_3$ . *Nature Physics*, 10:294–299, Jul 2014.

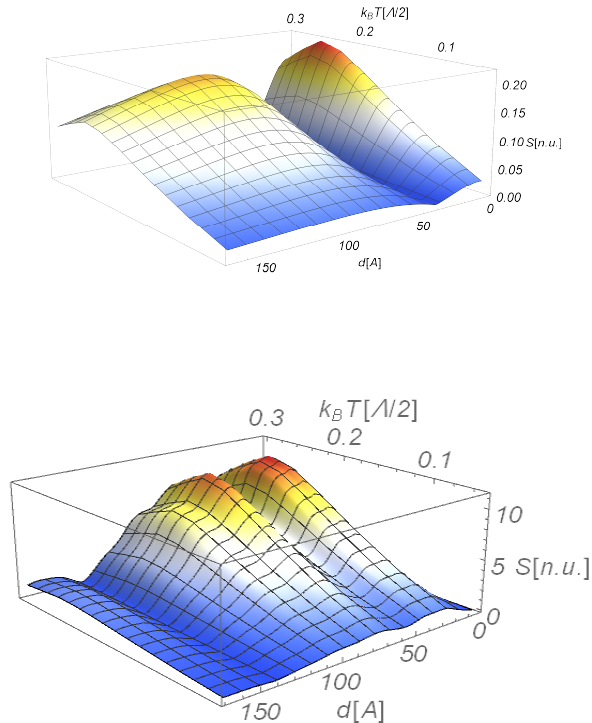


FIG. 3. Seebeck coefficients, shown as a function of temperature and the inter-dislocation distance, calculated for a network of 1D dislocation embedded in a dilute 3D electron gas. In panel a) we take a realistic parameters for  $\text{Bi}_2\text{Te}_3$  while in panel b) we tune the valley position to optimize the tunneling probability (see text).

<sup>14</sup> Mingda Li, Yoichiro Tsurimaki, Qingping Meng, Nina Andrejevic, Yimei Zhu, Gerald D Mahan, and Gang Chen. Theory of electron-phonon-dislon interacting system—toward a quantized theory of dislocations. *New Jour-*

*nal of Physics*, 20(2):023010, feb 2018.

- <sup>15</sup> B. Yu. Yavorsky, N. F. Hinsche, I. Mertig, and P. Zahn. Electronic structure and transport anisotropy of  $\text{bi}_2\text{te}_3$  and  $\text{sb}_2\text{te}_3$ . *Phys. Rev. B*, 84:165208, Oct 2011.
- <sup>16</sup> Matteo Michiardi, Irene Aguilera, Marco Bianchi, Vagner Eustáquio de Carvalho, Luiz Orlando Ladeira, Nayara Gomes Teixeira, Edmar Avellar Soares, Christoph Friedrich, Stefan Blügel, and Philip Hofmann. Bulk band structure of  $\text{bi}_2\text{te}_3$ . *Phys. Rev. B*, 90:075105, Aug 2014.
- <sup>17</sup> J. L. Zhang, S. J. Zhang, H. M. Weng, W. Zhang, L. X. Yang, Q. Q. Liu, S. M. Feng, X. C. Wang, R. C. Yu, L. Z. Cao, L. Wang, W. G. Yang, H. Z. Liu, W. Y. Zhao, S. C. Zhang, X. Dai, Z. Fang, and C. Q. Jin. Pressure-induced superconductivity in topological parent compound  $\text{bi}_2\text{te}_3$ . *Proceedings of the National Academy of Sciences*, 108(1):24–28, 2011.
- <sup>18</sup> This also increases the strength of electron-phonon coupling which as usual scales as  $\omega_0^{-3/2}$ .
- <sup>19</sup> R. Citro, E. Orignac, and T. Giamarchi. Adiabatic-antiadiabatic crossover in a spin-peierls chain. *Phys. Rev. B*, 72:024434, Jul 2005.
- <sup>20</sup> W. Götze and P. Wölfle. Homogeneous dynamical conductivity of simple metals. *Phys. Rev. B*, 6:1226–1238, Aug 1972.
- <sup>21</sup> E. Shimshoni, N. Andrei, and A. Rosch. Thermal conductivity of spin- $\frac{1}{2}$  chains. *Phys. Rev. B*, 68:104401, Sep 2003.
- <sup>22</sup> we introduce here notion of the.
- <sup>23</sup> if we take moderately anharmonic lattice then 1D electronic wave-function in  $r_\perp$  plane is a combination of Hermite polynomials which can be approximated by a  $\text{Box}(r_\perp/R_0)$  function and whose Fourier transform is  $\text{Sinc}(q_\perp)$ , negative for  $q_\perp \approx \pi/R_0$ , so an overlap with any wave-packet at momentum of a fraction of BZ will be suppressed.
- <sup>24</sup> P Chudzinski. Why it is so hard to detect luttinger liquids in angle resolved photo-emission spectroscopy? *Journal of Physics: Condensed Matter*, 31(10):105601, jan 2019.
- <sup>25</sup> Mason E. Huford and Harold T. Davis. The diffraction of light by a circular opening and the lommel wave theory. *Phys. Rev.*, 33:589–597, Apr 1929.
- <sup>26</sup> in addition there are DFT results for temperature dependence of the gap, that lead to similar effect.