

Analysis and Optimization of an Intelligent Reflecting Surface-assisted System with Interference

Yuhang Jia, *Graduate Student Member, IEEE*, Chencheng Ye, and Ying Cui, *Member, IEEE*

Abstract—In this paper, we study an intelligent reflecting surface (IRS)-assisted system where a multi-antenna base station (BS) serves a single-antenna user with the help of a multi-element IRS in the presence of interference generated by a multi-antenna BS serving its own single-antenna user. The signal and interference links via the IRS are modeled with Rician fading. To reduce phase adjustment cost, we adopt quasi-static phase shift design where the phase shifts do not change with the instantaneous channel state information (CSI). We investigate two cases of CSI at the BSs, namely, the instantaneous CSI case and the statistical CSI case, and apply Maximum Ratio Transmission (MRT) based on the complete CSI and the CSI of the Line-of-sight (LoS) components, respectively. Different costs on channel estimation and beamforming adjustment are incurred in the two CSI cases. First, we obtain a tractable expression of the average rate in the instantaneous CSI case and a tractable expression of the ergodic rate in the statistical CSI case. We also provide sufficient conditions for the average rate in the instantaneous CSI case to surpass the ergodic rate in the statistical CSI case, at any phase shifts. Then, we maximize the average rate and ergodic rate, both with respect to the phase shifts, leading to two non-convex optimization problems. For each problem, we obtain a globally optimal solution under certain system parameters, and propose an iterative algorithm based on parallel coordinate descent (PCD) to obtain a stationary point under arbitrary system parameters. Next, in each CSI case, we provide sufficient conditions under which the optimal quasi-static phase shift design is beneficial, compared to the system without IRS. Finally, we numerically verify the analytical results and demonstrate notable gains of the proposal solutions over existing ones. To the best of our knowledge, this is the first work that considers optimal quasi-static phase shift design for an IRS-assisted system in the presence of interference.

Index Terms—Intelligent reflecting surface, multi-antenna, interference, average rate, ergodic rate, phase shift optimization.

I. INTRODUCTION

With the deployment of the fifth-generation (5G) wireless network, the urgent requirement on network capacity is gradually being achieved. But the increasingly demanding requirement on energy efficiency remains unaddressed. Recently, intelligent reflecting surface (IRS), consisting of nearly passive,

low-cost, reflecting elements with reconfigurable parameters, is envisioned to serve as a promising solution for improving spectrum and energy efficiency [2], [3]. Experimental results have also demonstrated significant gains of IRS-assisted systems over systems without IRSs [4], [5].

In [6]–[20], the authors consider IRS-assisted systems where one multi-antenna base station (BS) serves one or multiple users with the help of one multi-element IRS [6]–[17], [19], [20], or multiple multi-element IRSs [18]. In [6]–[9], the authors assume block fading channels and investigate the estimation of instantaneous channel states. For instance, [6]–[8] estimate the channel state of the indirect link via each element of the IRS by switching on the IRS elements one by one; [9] focuses on cascaded channel estimation of the indirect links via all elements of the IRS, based on carefully pre-designed phase shifts for the IRS elements. In [10]–[16], the authors investigate the joint optimization of the beamformer at the BS and the phase shifts at the IRS to maximally improve system performance. In [21]–[25], various other IRS-assisted systems are studied. For example, in [21], the authors propose to boost the performance of over-the-air computation with the help of a multi-element IRS. In [22]–[24], the authors consider a system where a multi-antenna BS serves multiple single-antenna legitimate users in the presence of eavesdroppers, with the help of a multi-element IRS. In [25], the authors consider a system where a multi-element IRS assists the primary communication from a single-antenna user to a multi-antenna BS and sends information to the BS at the same time.

According to whether the phase shifts are adaptive to instantaneous channel state information (CSI) or not, these works [10]–[25] can be classified into two categories. In one category [10]–[16], [21]–[25], phase shifts are adjusted based on instantaneous CSI which is assumed to be known. For instance, in [10]–[16], [21]–[25], the authors consider the maximization of the sum rate [10], [22]–[25], weighted sum rate [11], [12] or energy efficiency [13]–[15], and the minimization of the transmit power [16], [21]. The aforementioned optimization problems are all non-convex. The authors propose iterative algorithms to obtain locally optimal solutions or nearly optimal solutions of the non-convex problems in [10]–[16], [21]–[25].

In the other category [17]–[20], phase shifts are determined by statistics of CSI and do not change with instantaneous CSI. In [17], [18], the authors consider slowly varying Non-line-of-sight (NLoS) components, and minimize the outage probability. The optimization problems are non-convex. In contrast, in [19], [20], the authors consider fast varying NLoS components, and maximize the ergodic rate [19] or the minimum ergodic rate. By analyzing problem structures, closed-form optimal

Manuscript received January 29, 2020; revised May 04, 2020; accepted August 17, 2020. This work was supported in part by the National Key R&D Program of China under Grant 2018YFB1801102, and Natural Science Foundation of Shanghai under Grant 20ZR1425300. The paper has been presented in part at the IEEE ICC 2020 [1]. The associate editor coordinating the review of this paper and approving it for publication was Luiz DaSilva. (Corresponding author: Ying Cui.)

Yuhang Jia, Chencheng Ye and Y. Cui are with the Department of Electronic Engineering, Shanghai Jiao Tong University, Shanghai 200240, China (e-mail: cuiying@sjtu.edu.cn).

phase shifts are obtained for the non-convex problems in [17]–[19] or an approximate problem of the non-convex problem in [20]. Compared with instantaneous CSI-adaptive phase shift designs in the first category, quasi-static phase shift designs in the second one have lower implementation costs, owing to less frequent phase adjustment.

Note that all the aforementioned works [10]–[25] ignore interference from other transmitters, when investigating IRS-assisted communications. However, in practical wireless networks, interference usually has a severe impact, especially in dense networks or for cell-edge users. It is thus critical to take into account the role of interference in designing IRS-assisted systems. In [26], the authors optimize the instantaneous CSI-adaptive phase shift design and beamforming at the signal BS to maximize the weighted sum rate of an IRS-assisted system in the presence of an interference BS. In [27], the authors optimize the instantaneous CSI-adaptive phase shift design and beamformers at all BSs to maximize the weighted sum rate in an IRS-assisted multi-cell network with inter-cell interference. As the instantaneous CSI-adaptive designs in [26], [27] have higher phase adjustment costs, it is highly desirable to obtain cost-efficient quasi-static phase shift design for IRS-assisted systems with interference. Furthermore, it is also important to characterize the gain derived from IRS in systems with interference.

In this article, we shall shed some light on the aforementioned issues. We consider an IRS-assisted system where a multi-antenna BS serves a single-antenna user with the help of a multi-element IRS, in the presence of interference generated by a multi-antenna BS serving its own single-antenna user. The antennas at the two BSs and the reflecting elements at the IRS are arranged in uniform rectangular arrays (URAs). The signal and interference links via the IRS are modeled with Rician fading, while the links between the BSs and the users are modeled with Rayleigh fading. As in [19], [20], we assume that the line-of-sight (LoS) components do not change but the NLoS components vary fast during the considered time duration. To reduce phase adjustment cost, we adopt quasi-static phase shift design, where the phase shifts do not change with instantaneous CSI, but only adapt to CSI statistics. We investigate two cases of CSI at the BSs, namely, the instantaneous CSI case and the statistical CSI case, where different costs on channel estimation and beamforming adjustment are incurred. In the two CSI cases, we apply Maximum Ratio Transmission (MRT) based on the complete CSI (i.e., the CSI of both the LoS and NLoS components) and the CSI of the NLoS components, respectively. In this paper, we focus on the analysis and optimization of the average rate in the instantaneous CSI case and the ergodic rate in the statistical CSI case for the IRS-assisted transmission in the presence of interference. The theoretical results offer important insights for designing practical IRS-assisted systems. The main contributions of the article are summarized as follows.

- First, we obtain a tractable expression of the average rate in the instantaneous CSI case and a tractable expression of the ergodic rate in the statistical CSI case. We show that under certain conditions, the average rate in the instantaneous CSI case is greater than the ergodic rate in

the statistical CSI case, at any phase shifts, demonstrating the value of the CSI of NLoS components in performance improvement via beamforming.

- Then, we optimize the phase shifts to maximize the average rate in the instantaneous CSI case and the ergodic rate in the statistical CSI case, respectively, leading to two non-convex optimization problems. Under certain system parameters, we obtain a globally optimal solution of each non-convex problem. Under arbitrary system parameters, we propose an iterative algorithm based on parallel coordinate descent (PCD), to obtain a stationary point of each non-convex problem. The proposed PCD algorithm is particularly suitable for systems with large-scale IRS and multi-core processors which support parallel computing, compared with the state-of-the-art algorithms, i.e., the block coordinate descent (BCD) algorithm and the minorization maximization (MM) algorithm [14], [26], [27]. Furthermore, we characterize the average rate degradation and ergodic rate degradation caused by the quantization error for the phase shifts.
- Next, in each CSI case, we provide sufficient conditions under which the optimal quasi-static phase shift design (with the minimum phase adjustment cost for the IRS-assisted system) is beneficial in the presence of interference, compared to a counterpart system without IRS.
- Finally, by numerical results, we verify analytical results and demonstrate notable gains of the proposed solutions over existing schemes. We also reveal the specific value of the PCD algorithm for large-scale IRS.

II. SYSTEM MODEL

As shown in Fig. 1, one single-antenna user, say user U , is served by a BS with the help of an IRS. The BS is referred to as the signal BS of user U or BS S . The IRS is installed on the wall of a high-rise building. Another BS serving its own single-antenna user, say user U' , causes interference to user U , and hence is referred to as the interference BS of user U or BS I . The signal BS and the IRS are far from user U' . The signal BS and interference BS are equipped with URAs of $M_S \times N_S$ antennas and $M_I \times N_I$ antennas, respectively. Assume $M_S N_S > 1$ and $M_I N_I > 1$. The IRS is equipped with a URA of $M_R \times N_R$ reflector elements. Without loss of generality, we assume $M_c \leq N_c$, where $c = S, I$. For notation simplicity, define $\mathcal{M}_c \triangleq \{1, 2, \dots, M_c\}$ and $\mathcal{N}_c \triangleq \{1, 2, \dots, N_c\}$, where $c = S, I, R$. Suppose that the two users do not move during a certain time period. In this paper, we would like to investigate how the signal BS serves user U with the help of the IRS in the presence of interference.

As scattering is often rich near the ground, we adopt the Rayleigh model for the channels between the BSs and the users. Let $\mathbf{h}_{SU}^H \in \mathbb{C}^{1 \times M_S N_S}$, $\mathbf{h}_{IU}^H \in \mathbb{C}^{1 \times M_I N_I}$ and $\mathbf{h}_{IU'}^H \in \mathbb{C}^{1 \times M_I N_I}$ denote the channel vectors for the channel between the signal BS and user U , the channel between the interference BS and user U , and the channel between the interference BS and user U' , respectively. Specifically,

$$\mathbf{h}_{cU}^H = \sqrt{\alpha_{cU}} \tilde{\mathbf{h}}_{cU}^H, \quad \mathbf{h}_{IU'}^H = \sqrt{\alpha_{IU'}} \tilde{\mathbf{h}}_{IU'}^H,$$

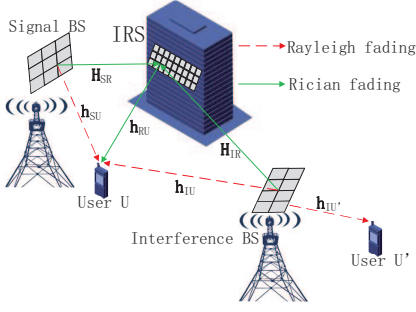


Fig. 1. System Model.

where $c = S, I$, α_{cU} , $\alpha_{IU'} > 0$ represent the distance-dependent path losses, and the elements of $\tilde{\mathbf{h}}_{cU}^H$, $\tilde{\mathbf{h}}_{IU'}^H$ are independent and identically distributed according to $\mathcal{CN}(0, 1)$.

As scattering is much weaker far from the ground, we adopt the Rician fading model for the channels between the BSs and the IRS and the channel between user U and the IRS. Let $\mathbf{H}_{SR} \in \mathbb{C}^{M_R N_R \times M_S N_S}$, $\mathbf{H}_{IR} \in \mathbb{C}^{M_R N_R \times M_I N_I}$ and $\mathbf{h}_{RU}^H \in \mathbb{C}^{1 \times M_R N_R}$ denote the channel matrices for the channel between the signal BS and the IRS, the channel between the interference BS and the IRS and the channel between the IRS and user U , respectively. Specifically,

$$\mathbf{H}_{cR} = \sqrt{\alpha_{cR}} \left(\sqrt{\frac{K_{cR}}{K_{cR} + 1}} \bar{\mathbf{H}}_{cR} + \sqrt{\frac{1}{K_{cR} + 1}} \tilde{\mathbf{H}}_{cR} \right),$$

$$\mathbf{h}_{RU}^H = \sqrt{\alpha_{RU}} \left(\sqrt{\frac{K_{RU}}{K_{RU} + 1}} \bar{\mathbf{h}}_{RU}^H + \sqrt{\frac{1}{K_{RU} + 1}} \tilde{\mathbf{h}}_{RU}^H \right),$$

where $c = S, I$, α_{cR} , $\alpha_{RU} > 0$ represent the distance-dependent path losses, K_{cR} , $K_{RU} \geq 0$ denote the Rician factors,¹ $\bar{\mathbf{H}}_{cR} \in \mathbb{C}^{M_R N_R \times M_c N_c}$ and $\bar{\mathbf{h}}_{RU}^H \in \mathbb{C}^{1 \times M_R N_R}$ represent the normalized NLoS components, with elements independently and identically distributed according to $\mathcal{CN}(0, 1)$, and $\tilde{\mathbf{H}}_{cR} \in \mathbb{C}^{M_R N_R \times M_c N_c}$ and $\tilde{\mathbf{h}}_{RU}^H \in \mathbb{C}^{1 \times M_R N_R}$ represent the deterministic normalized LoS components, with unit-modulus elements. Note that $\bar{\mathbf{H}}_{cR}$ and $\bar{\mathbf{h}}_{RU}^H$ do not change during the considered time period, as the location of user U is assumed to be invariant.

Let λ and d ($\leq \frac{\lambda}{2}$) denote the wavelength of transmission signals and the distance between adjacent elements or antennas in each row and each column of the URAs. Define:

$$f(\theta^{(h)}, \theta^{(v)}, m, n) \triangleq 2\pi \frac{d}{\lambda} \sin \theta^{(v)} ((m-1) \cos \theta^{(h)} + (n-1) \sin \theta^{(h)}), \quad (1)$$

$$\mathbf{A}_{m,n}(\theta^{(h)}, \theta^{(v)}, M, N) \triangleq \left(e^{j f(\theta^{(h)}, \theta^{(v)}, m, n)} \right)_{m=1, \dots, M, n=1, \dots, N}, \quad (2)$$

$$\mathbf{a}(\theta^{(h)}, \theta^{(v)}, M, N) \triangleq \text{rvec} \left(\mathbf{A}_{m,n}(\theta^{(h)}, \theta^{(v)}, M, N) \right), \quad (3)$$

¹If $K_{SR} = 0$, $K_{IR} = 0$, or $K_{RU} = 0$, the corresponding Rician fading reduces down to Rayleigh fading. If $K_{SR} \rightarrow \infty$, $K_{IR} \rightarrow \infty$, or $K_{RU} \rightarrow \infty$, only the LoS component exists.

Here, $\mathbf{A}_{m,n}(\theta^{(h)}, \theta^{(v)}, M, N) \in \mathbb{C}^{M \times N}$, $\mathbf{a}(\theta^{(h)}, \theta^{(v)}, M, N) \in \mathbb{C}^{1 \times MN}$, and $\text{rvec}(\cdot)$ denotes the row vectorization of a matrix. Then, $\bar{\mathbf{H}}_{cR}$ and $\bar{\mathbf{h}}_{RU}^H$ are modeled as [28]:

$$\bar{\mathbf{H}}_{cR} = \mathbf{a}^H(\delta_{cR}^{(h)}, \delta_{cR}^{(v)}, M_R, N_R) \mathbf{a}(\varphi_{cR}^{(h)}, \varphi_{cR}^{(v)}, M_c, N_c),$$

$$\bar{\mathbf{h}}_{RU}^H = \mathbf{a}(\varphi_{RU}^{(h)}, \varphi_{RU}^{(v)}, M_R, N_R),$$

where $c = S, I$. Here, $\delta_{cR}^{(h)}$ ($\delta_{cR}^{(v)}$) represents the azimuth (elevation) angle between the direction of a row (column) of the URA at the IRS and the projection of the signal from BS c to the IRS on the plane of the URA at the IRS; $\varphi_{cR}^{(h)}$ ($\varphi_{cR}^{(v)}$) represents the azimuth (elevation) angle between the direction of a row (column) of the URA at BS c and the projection of the signal from BS c to the IRS on the plane of the URA at the IRS; $\varphi_{RU}^{(h)}$ ($\varphi_{RU}^{(v)}$) represents the azimuth (elevation) angle between the direction of a row (column) of the URA at the IRS and the projection of the signal from the IRS to user U on the plane of the URA at the IRS.

To reduce phase adjustment cost, we consider quasi-static phase shift design where the phase shifts do not change with the NLoS components, which vary fast. Let $\phi \triangleq (\phi_{m,n})_{m \in \mathcal{M}_R, n \in \mathcal{N}_R} \in \mathbb{C}^{M_R \times N_R}$ represent the constant phase shifts of the IRS with $\phi_{m,n}$ being the phase shift of the (m, n) -th element of the IRS, where

$$\phi_{m,n} \in [0, 2\pi), \quad m \in \mathcal{M}_R, n \in \mathcal{N}_R. \quad (4)$$

For convenience, define $\Phi(\phi) \triangleq \text{diag} \left(\text{rvec} \left((e^{j\phi_{m,n}})_{m \in \mathcal{M}_R, n \in \mathcal{N}_R} \right) \right) \in \mathbb{C}^{M_R N_R \times M_R N_R}$, where $\text{diag}(\cdot)$ denotes a square diagonal matrix with the elements of a vector on the main diagonal. We focus on the IRS-assisted transmission from the signal BS to user U in the presence of the interference BS. The channel of the indirect link between BS c and user U via the IRS is given by $\mathbf{h}_{RU}^H \Phi(\phi) \mathbf{H}_{cR}$, and hence, the equivalent channel between BS c and user U is given by $\mathbf{h}_{RU}^H \Phi(\phi) \mathbf{H}_{cR} + \mathbf{h}_{cU}^H$, where $c = S, I$. We consider linear beamforming at the signal BS and interference BS for serving user U and user U' , respectively. Let $\mathbf{w}_S \in \mathbb{C}^{M_S N_S \times 1}$ and $\mathbf{w}_I \in \mathbb{C}^{M_I N_I \times 1}$ denote the corresponding normalized beamforming vectors, where $\|\mathbf{w}_S\|_2^2 = 1$ and $\|\mathbf{w}_I\|_2^2 = 1$. Thus, the signal received at user U is expressed as:

$$Y \triangleq \sqrt{P_S} (\mathbf{h}_{RU}^H \Phi(\phi) \mathbf{H}_{SR} + \mathbf{h}_{SU}^H) \mathbf{w}_S X_S + \sqrt{P_I} (\mathbf{h}_{RU}^H \Phi(\phi) \mathbf{H}_{IR} + \mathbf{h}_{IU}^H) \mathbf{w}_I X_I + Z, \quad (5)$$

where P_S and P_I are the transmit powers of the signal BS and interference BS, respectively, X_S and X_I are the information symbols for user U and user U' , respectively, with $\mathbb{E}[|X_S|^2] = 1$ and $\mathbb{E}[|X_I|^2] = 1$, and $Z \sim \mathcal{CN}(0, \sigma^2)$ is the additive white gaussian noise (AWGN). Assume that user U knows $(\mathbf{h}_{RU}^H \Phi(\phi) \mathbf{H}_{SR} + \mathbf{h}_{SU}^H) \mathbf{w}_S$, but does not know $(\mathbf{h}_{RU}^H \Phi(\phi) \mathbf{H}_{IR} + \mathbf{h}_{IU}^H) \mathbf{w}_I$. In the following, we consider two cases, namely the instantaneous CSI case and the statistical CSI case, where different costs on channel estimation and beamforming adjustment are incurred and different system performances can be achieved.

$$\gamma^{(instant)}(\phi) = \frac{P_S \|\mathbf{h}_{RU}^H \Phi(\phi) \mathbf{H}_{SR} + \mathbf{h}_{SU}^H\|_2^2}{P_I \mathbb{E} \left[\left| (\mathbf{h}_{RU}^H \Phi(\phi) \mathbf{H}_{IR} + \mathbf{h}_{IU}^H) \frac{\mathbf{h}_{IU'}}{\|\mathbf{h}_{IU'}\|_2} \right|^2 \right] + \sigma^2} \quad (9)$$

A. Instantaneous CSI Case

In this part, assume that the CSI of the equivalent channel between the signal BS and user U , i.e., $\mathbf{h}_{RU}^H \Phi(\phi) \mathbf{H}_{SR} + \mathbf{h}_{SU}^H$, is known at the signal BS, and the CSI of the channel between the interference BS and user U' , i.e., $\mathbf{h}_{IU'}$, is known at the interference BS. Note that for any given ϕ ,² $\mathbf{h}_{RU}^H \Phi(\phi) \mathbf{H}_{SR} + \mathbf{h}_{SU}^H$ can be directly estimated by the signal BS via a pilot sent by user U , and $\mathbf{h}_{IU'}$ can be estimated by the interference BS via a pilot sent by user U' [6]–[9]. This case is referred to as the instantaneous CSI case.

In the instantaneous CSI case, to enhance the signals received at user U and user U' , respectively, we consider the instantaneous CSI-adaptive MRT at the signal BS and interference BS, respectively:³

$$\mathbf{w}_S^{(instant)} = \frac{(\mathbf{h}_{RU}^H \Phi(\phi) \mathbf{H}_{SR} + \mathbf{h}_{SU}^H)^H}{\|\mathbf{h}_{RU}^H \Phi(\phi) \mathbf{H}_{SR} + \mathbf{h}_{SU}^H\|_2}, \quad (6)$$

$$\mathbf{w}_I^{(instant)} = \frac{\mathbf{h}_{IU'}}{\|\mathbf{h}_{IU'}\|_2}. \quad (7)$$

Here, $\mathbf{w}_c^{(instant)} \in \mathbb{C}^{M_c N_c \times 1}$, $c = S, I$. In the instantaneous CSI case, the achievable rate⁴ is $\log_2(1 + \gamma^{(instant)}(\phi))$, where the signal to interference plus noise ratio (SINR) at user U , i.e., $\gamma^{(instant)}(\phi)$, is given by (9), as shown at the top of the page. Therefore, in the instantaneous CSI case, the average rate for the IRS-assisted transmission with interference is given by:

$$C^{(instant)}(\phi) \triangleq \mathbb{E} \left[\log_2 \left(1 + \gamma^{(instant)}(\phi) \right) \right], \quad (8)$$

where $\gamma^{(instant)}(\phi)$ is given by (9) and the expectation is with respect to the random NLoS components.

Remark 1 (Instantaneous CSI-Adaptive MRT without Interference): When there is no interference BS, i.e., $P_I = 0$, $C^{(instant)}(\phi)$ in (8) reduces to the average rate for the IRS-assisted transmission without interference, in the instantaneous CSI case. Its analysis and optimization under the uniform linear array (ULA) model for the multi-antenna BS (i.e., $M_S = 1$ or $N_S = 1$) and multi-element IRS (i.e., $M_R = 1$ or $N_R = 1$) have been investigated in [19].

²Later, we shall see that ϕ can be determined based on some known system parameters.

³It is obvious that $\mathbf{w}_S^{(instant)}$ in (6) is optimal for the maximization of $\frac{P_S |(\mathbf{h}_{RU}^H \Phi(\phi) \mathbf{H}_{SR} + \mathbf{h}_{SU}^H) \mathbf{w}_S|^2}{P_I \mathbb{E} [|(\mathbf{h}_{RU}^H \Phi(\phi) \mathbf{H}_{IR} + \mathbf{h}_{IU}^H) \mathbf{w}_I|^2] + \sigma^2}$, with respect to \mathbf{w}_S under $\|\mathbf{w}_S\|_2^2 = 1$, for any ϕ and \mathbf{w}_I . Thus, $\mathbf{w}_S^{(instant)}$ is optimal for the average rate maximization.

⁴Note that $(\mathbf{h}_{RU}^H \Phi(\phi) \mathbf{H}_{IR} + \mathbf{h}_{IU}^H) \mathbf{w}_I$ is not known at user U . By treating $(\mathbf{h}_{RU}^H \Phi(\phi) \mathbf{H}_{IR} + \mathbf{h}_{IU}^H) \mathbf{w}_I X_I \sim \mathcal{CN}(0, \mathbb{E} [|(\mathbf{h}_{RU}^H \Phi(\phi) \mathbf{H}_{IR} + \mathbf{h}_{IU}^H) \mathbf{w}_I|^2])$, which corresponds to the worst-case noise, $\log_2(1 + \gamma^{(instant)}(\phi))$ can be achieved.

B. Statistical CSI Case

In this part, assume that only the CSI of the LoS components $\bar{\mathbf{h}}_{RU}$, $\bar{\mathbf{H}}_{SR}$ are known at the signal BS, and no channel knowledge is known at the interference BS (recall that the channel between the interference BS and user U' is modeled as Rayleigh fading). Note that $\delta_{SR}^{(h)}$, $\delta_{SR}^{(v)}$, $\varphi_{SR}^{(h)}$, $\varphi_{SR}^{(v)}$ depend only on the placement of the URAs at the signal BS and the IRS as well as the locations of them; $\delta_{RU}^{(h)}$, $\delta_{RU}^{(v)}$ depend only on the placement of the URA at the IRS and the locations of the IRS and user U . Thus, $\bar{\mathbf{h}}_{RU}$, $\bar{\mathbf{H}}_{SR}$ can be easily determined. This case is called the statistical CSI case.

In the statistical CSI case, to enhance the signal received at user U , we consider statistical CSI-adaptive MRT at the signal BS:⁵

$$\mathbf{w}_S^{(statistic)} = \frac{(\bar{\mathbf{h}}_{RU}^H \Phi(\phi) \bar{\mathbf{H}}_{SR})^H}{\|\bar{\mathbf{h}}_{RU}^H \Phi(\phi) \bar{\mathbf{H}}_{SR}\|_2}. \quad (10)$$

As no channel knowledge is available at the interference BS, we choose:⁶

$$\mathbf{w}_I^{(statistic)} = \frac{1}{\sqrt{M_I N_I}} \mathbf{1}_{M_I N_I}. \quad (11)$$

Therefore, in the statistical CSI case, coding over a large number of channel coherence time intervals, we can achieve the ergodic rate for the IRS-adaptive transmission with interference:

$$C^{(statistic)}(\phi) \triangleq \mathbb{E} \left[\log_2 \left(1 + \gamma^{(statistic)}(\phi) \right) \right], \quad (12)$$

where the SINR at user U , i.e., $\gamma^{(statistic)}(\phi)$, is given by (13), as shown at the top of the next page. Here, $\mathbf{1}_n$ represents the n -dimensional unity column vector.

Remark 2 (Statistical CSI-Adaptive MRT without Interference): When there is no interference BS, i.e., $P_I = 0$, $C^{(statistic)}(\phi)$ in (12) reduces to the ergodic rate for the IRS-assisted transmission without interference in the statistical CSI case. Note that its analysis or optimization under the ULA model has not yet been considered.

III. RATE ANALYSIS

In this section, we analyze the average rate in the instantaneous CSI case and the ergodic rate in the statistical CSI case for the IRS-assisted system in the presence of interference. Define $\tau_{cRU} \triangleq \frac{K_{cR} K_{RU}}{(K_{cR} + 1)(K_{RU} + 1)}$,

⁵In Appendix A, we show that $\mathbf{w}_S^{(statistic)}$ in (10) is optimal for the maximization of $\frac{\mathbb{E} [|(\mathbf{h}_{RU}^H \Phi(\phi) \mathbf{H}_{SR} + \mathbf{h}_{SU}^H) \mathbf{w}_S|^2]}{\mathbb{E} [|(\mathbf{h}_{RU}^H \Phi(\phi) \mathbf{H}_{IR} + \mathbf{h}_{IU}^H) \mathbf{w}_I^{(statistic)}|^2] + \sigma^2}$ with respect to \mathbf{w}_S under $\|\mathbf{w}_S\|_2^2 = 1$, for any ϕ . Thus, $\mathbf{w}_S^{(statistic)}$ is approximately optimal for the ergodic rate maximization.

⁶In the statistical CSI case, any \mathbf{w}_I with $\|\mathbf{w}_I\|_2^2 = 1$ achieves the same ergodic rate for user U' .

$$\gamma^{(statistic)}(\phi) = \frac{P_S \left| (\mathbf{h}_{RU}^H \Phi(\phi) \mathbf{H}_{SR} + \mathbf{h}_{SU}^H) \frac{(\bar{\mathbf{h}}_{RU}^H \Phi(\phi) \bar{\mathbf{H}}_{SR})^H}{\|\bar{\mathbf{h}}_{RU}^H \Phi(\phi) \bar{\mathbf{H}}_{SR}\|_2} \right|^2}{P_I \mathbb{E} \left[\left| (\mathbf{h}_{RU}^H \Phi(\phi) \mathbf{H}_{IR} + \mathbf{h}_{IU}^H) \frac{1}{\sqrt{M_I N_I}} \mathbf{1}_{M_I N_I} \right|^2 \right] + \sigma^2} \quad (13)$$

$$A_{SRU, NLoS}^{(Q)} \triangleq \begin{cases} P_S M_S N_S \alpha_{SR} \alpha_{RU} M_R N_R (1 - \tau_{SRU}), & Q = \text{instant} \\ P_S M_S N_S \alpha_{SR} \alpha_{RU} M_R N_R \left(1 - \tau_{SRU} - \frac{M_S N_S - 1}{M_S N_S (K_{SR} + 1)}\right), & Q = \text{statistic} \end{cases} \quad (22)$$

$$A_{IRU, NLoS}^{(Q)} \triangleq \begin{cases} P_I \alpha_{IR} \alpha_{RU} M_R N_R (1 - \tau_{IRU}), & Q = \text{instant} \\ P_I \alpha_{IR} \alpha_{RU} M_R N_R \left(1 - \tau_{IRU} + \frac{\tau_{IRU} (y_{IR} - M_I N_I)}{M_I N_I K_{RU}}\right), & Q = \text{statistic} \end{cases} \quad (23)$$

$$\begin{aligned} \theta_{cRU, m, n} &\triangleq f(\varphi_{RU}^{(h)}, \varphi_{RU}^{(v)}, m, n) - f(\delta_{cR}^{(h)}, \delta_{cR}^{(v)}, m, n), & Q = \text{instant, statistic}, \\ \theta_{IR, m, n} &\triangleq f(\varphi_{IR}^{(h)}, \varphi_{IR}^{(v)}, m, n), & m \in \mathcal{M}_R, n \in \mathcal{N}_R, \text{ and} \end{aligned} \quad C^{(Q)}(\phi) \leq \log_2 \left(1 + \gamma_{ub}^{(Q)}(\phi)\right) \triangleq C_{ub}^{(Q)}(\phi), \quad (20)$$

$$y_{cRU}(\phi) \triangleq \left| \sum_{m=1}^{M_R} \sum_{n=1}^{N_R} e^{j\theta_{cRU, m, n} + j\phi_{m, n}} \right|^2, \quad (14)$$

$$y_{IR} \triangleq \left| \sum_{m=1}^{M_I} \sum_{n=1}^{N_I} e^{j\theta_{IR, m, n}} \right|^2, \quad (15)$$

where $y_{cRU}(\phi) \in [0, M_R^2 N_R^2]$, $y_{IR} \in [0, M_I^2 N_I^2]$ and $f(\cdot)$ is given by (1). Note that τ_{cRU} increases with K_{cR} and K_{RU} . In addition, note that $f(\varphi_{RU}^{(h)}, \varphi_{RU}^{(v)}, m, n)$ ($f(\varphi_{IR}^{(h)}, \varphi_{IR}^{(v)}, m, n)$) represents the difference of the phase change over the LoS component between the (m, n) -th element of the IRS (the (m, n) -th antenna of the interference BS) and user U (the IRS) and the phase change over the LoS component between the $(1, 1)$ -th element of the IRS (the $(1, 1)$ -th antenna of the interference BS) and user U (the IRS); $f(\delta_{cR}^{(h)}, \delta_{cR}^{(v)}, m, n)$ represents the difference of the phase change over the LoS component between BS c and the (m, n) -th element of the IRS and the phase change over the LoS component between BS c and the $(1, 1)$ -th element of the IRS. Finally, note that $\|\bar{\mathbf{h}}_{RU}^H \Phi(\phi) \bar{\mathbf{H}}_{cR}\|_2^2 = M_c N_c y_{cRU}(\phi)$, i.e., $M_c N_c y_{cRU}(\phi)$ represents the sum channel power of the LoS components of the indirect link between BS c and user U via the IRS. Define:

$$A_{SRU, LoS} \triangleq P_S M_S N_S \alpha_{SR} \alpha_{RU} \tau_{SRU}, \quad (16)$$

$$A_{SU}^{(Q)} \triangleq \begin{cases} P_S M_S N_S \alpha_{SU}, & Q = \text{instant}, \\ P_S \alpha_{SU}, & Q = \text{statistic}, \end{cases} \quad (17)$$

$$A_{IRU, LoS}^{(Q)} \triangleq \begin{cases} P_I \alpha_{IR} \alpha_{RU} \tau_{IRU}, & Q = \text{instant}, \\ P_I \alpha_{IR} \alpha_{RU} \tau_{IRU} \frac{y_{IR}}{M_I N_I}, & Q = \text{statistic}, \end{cases} \quad (18)$$

$$A_{IU} \triangleq P_I \alpha_{IU} + \sigma^2. \quad (19)$$

The expressions of $C_{ub}^{(instant)}(\phi)$ and $C_{ub}^{(statistic)}(\phi)$ are not tractable. As in [6], [19], [26], [29], using Jensen's inequality, we can obtain their analytical upper bounds.

Theorem 1 (Upper Bound of Average or Ergodic Rate): For

where

$$\gamma_{ub}^{(Q)}(\phi) \triangleq \frac{A_{SRU, LoS} y_{SRU}(\phi) + A_{SRU, NLoS}^{(Q)} + A_{SU}^{(Q)}}{A_{IRU, LoS} y_{IRU}(\phi) + A_{IRU, NLoS}^{(Q)} + A_{IU}}. \quad (21)$$

Here, $A_{SRU, NLoS}^{(Q)}$ and $A_{IRU, NLoS}^{(Q)}$ are given by (22) and (23), as shown at the top of the page.

Proof: Please refer to Appendix B. ■

Note that when $P_I = 0$, implying $A_{IRU, LoS}^{(Q)} = 0$ and $A_{IRU, NLoS}^{(Q)} = 0$, $\gamma_{ub}^{(Q)}(\phi)$ becomes:

$$\gamma_{ub}^{(Q)}(\phi) = \frac{A_{SRU, LoS} y_{SRU}(\phi) + A_{SRU, NLoS}^{(Q)} + A_{SU}^{(Q)}}{\sigma^2}. \quad (24)$$

Without the interference BS (i.e., $P_I = 0$) and with ULAs at the signal BS and IRS (i.e., $M_I = 1$ or $N_I = 1$ and $M_R = 1$ or $N_R = 1$), Theorem 1 for $Q = \text{instant}$ reduces to Theorem 1 in [19]. Later in Section VI, we shall show that $C_{ub}^{(Q)}(\phi)$ is a good approximation of $C^{(Q)}(\phi)$, and can facilitate the evaluation and optimization for it.

From Theorem 1, we can draw the following conclusions. For all ϕ and $Q = \text{instant, statistic}$, $C_{ub}^{(Q)}(\phi)$ increases with P_S , M_S , N_S , α_{SR} and α_{SU} , and decreases with P_I , α_{IR} , α_{IU} and σ^2 ; $C_{ub}^{(Q)}(\phi)$ increases with $\gamma_{ub}^{(Q)}(\phi)$. Thus, we can compare $C_{ub}^{(instant)}(\phi)$ and $C_{ub}^{(statistic)}(\phi)$ by comparing $\gamma_{ub}^{(instant)}(\phi)$ and $\gamma_{ub}^{(statistic)}(\phi)$, and maximize $C_{ub}^{(Q)}(\phi)$ by maximizing $\gamma_{ub}^{(Q)}(\phi)$. Furthermore, by Theorem 1, we have the following results.

Corollary 1: (i) $A_{SRU, NLoS}^{(instant)} > A_{SRU, NLoS}^{(statistic)}$ and $A_{SU}^{(instant)} > A_{SU}^{(statistic)}$. (ii) If $P_I > 0$ and $y_{IR} > M_I N_I$, $A_{IRU, LoS}^{(instant)} < A_{IRU, LoS}^{(statistic)}$ and $A_{IRU, NLoS}^{(instant)} < A_{IRU, NLoS}^{(statistic)}$.

Corollary 1 (i) implies that the received signal power at user U in the instantaneous CSI case always surpasses that in the statistical CSI case, at any phase shifts. Corollary 1 (ii) implies that in the presence of interference, if $y_{IR} > M_I N_I$, the received interference power at user U in the instantaneous CSI case is weaker than that in the statistical CSI case, at any

phase shifts. Note that y_{IR} given in (15) is a function of $\varphi_{IR}^{(h)}$ and $\varphi_{IR}^{(v)}$, which depend only on the placement of the URA at the interference BS and the locations of the interference BS and the IRS. Corollary 1 indicates the value of CSI of the NLoS components in improving the receive SINR at user U .

Corollary 2: (i) If $P_I < \varepsilon$ for some $\varepsilon > 0$, $\gamma_{ub}^{(instant)}(\phi) > \gamma_{ub}^{(statistic)}(\phi)$, for all ϕ . (ii) If $y_{IR} > M_I N_I$, $\gamma_{ub}^{(instant)}(\phi) > \gamma_{ub}^{(statistic)}(\phi)$, for all ϕ .

Corollary 2 (i) means that in the presence of weak interference, the average rate in the instantaneous CSI case is greater than the ergodic rate in the statistical CSI case, at any phase shifts. Corollary 2 (ii) means that if the placement of the URA at the interference BS and the locations of the interference BS and IRS satisfy certain condition, the average rate in the instantaneous CSI case is greater than the ergodic rate in the statistical CSI case, at any phase shifts. Corollary 2 reveals the advantage of CSI of the NLoS components in improving the receive SINR at user U .⁷

IV. RATE OPTIMIZATION

In this section, we maximize the average rate in the instantaneous CSI case and the ergodic rate in the statistical CSI case for the IRS-assisted system in the presence of interference. Specifically, we would like to maximize the upper bound $C_{ub}^{(Q)}(\phi)$ of $C^{(Q)}(\phi)$, or equivalently maximize $\gamma_{ub}^{(Q)}(\phi)$ by optimizing the phase shifts ϕ subject to the constraints in (4).

Problem 1 (Average or Ergodic Rate Maximization): For $Q = instant$ or *statistic*,

$$\gamma_{ub}^{(Q)*} \triangleq \max_{\phi} \gamma_{ub}^{(Q)}(\phi) \quad \text{s.t. (4),}$$

where $\gamma_{ub}^{(Q)}(\phi)$ is given by (21). Let $\phi^{(Q)*}$ denote an optimal solution.

For $Q = instant$ or *statistic*, an optimal solution depends on the LoS components and the distributions of the NLoS components. In general, $\phi^{(instant)*}$ and $\phi^{(statistic)*}$ are different, as different beamformers are applied in the two CSI cases. Note that Problem 1 is a challenging non-convex problem. In the following, we tackle Problem 1 in some special cases (with certain system parameters) and the general case (with arbitrary system parameters), respectively. We also characterize the impact of the number of quantization bits for the optimal phase shifts on rate degradation.

A. Globally Optimal Solutions in Special Cases

Define $\Lambda(x) \triangleq x - 2\pi \lfloor \frac{x}{2\pi} \rfloor$, $x \in \mathbb{R}$, and $\eta^{(Q)} \triangleq A_{SRU,LoS} \left(A_{IRU,NLoS}^{(Q)} + A_{IU} \right) - A_{IRU,LoS} \left(A_{SRU,NLoS}^{(Q)} + A_{SU}^{(Q)} \right)$, $Q = instant$ or *statistic*. Note that $\frac{\Lambda(x)}{2\pi} \in \mathbb{N}$ and $\Lambda(x) \in [0, 2\pi)$, as $\frac{\Lambda(x)}{2\pi} = \frac{x}{2\pi} - \lfloor \frac{x}{2\pi} \rfloor \in [0, 1)$ for all $x \in \mathbb{R}$. That is, $\Lambda(\cdot)$ can be used to provide phase shifts ϕ satisfying (4). By the triangle inequality and by analyzing structural properties

⁷Note that $\gamma_{ub}^{(instant)}(\phi) > \gamma_{ub}^{(statistic)}(\phi)$ does not always hold, as the interference powers in the two cases are different.

of Problem 1, we obtain globally optimal solutions in four special cases:

- Special Case (i): $M_R = N_R = 1$;
- Special Case (ii): $M_R N_R > 1$, $\delta_{SR}^{(h)} = \delta_{IR}^{(h)}$, $\delta_{SR}^{(v)} = \delta_{IR}^{(v)}$ and $\eta^{(Q)} > 0$;
- Special Case (iii): $M_R N_R > 1$, $\delta_{SR}^{(h)} = \delta_{IR}^{(h)}$, $\delta_{SR}^{(v)} = \delta_{IR}^{(v)}$ and $\eta^{(Q)} \leq 0$;
- Special Case (iv): $P_I = 0$.

Theorem 2 (Globally Optimal Solutions in Special Cases):

For $Q = instant$ or *statistic*, the following statements hold. In Special Case (i), any $\phi^{(Q)*}$ satisfying (4) is optimal, and $y_{SRU}(\phi^{(Q)*}) = y_{IRU}(\phi^{(Q)*}) = 1$. In Special Case (ii), any $\phi^{(Q)*}$ with $\phi_{m,n}^{(Q)*} = \Lambda(\alpha - \theta_{IRU,m,n})$, $m \in \mathcal{M}_R, n \in \mathcal{N}_R$, for all $\alpha \in \mathbb{R}$, is optimal, and $y_{SRU}(\phi^{(Q)*}) = y_{IRU}(\phi^{(Q)*}) = M_R^2 N_R^2$. In Special Case (iii), any $\phi^{(Q)*}$ satisfying $\phi_{m,2i}^{(Q)*} - \phi_{m,2i-1}^{(Q)*} = (2k_i + 1)\pi - (\theta_{IRU,m,2i} - \theta_{IRU,m,2i-1})$ for some $k_i \in \mathbb{Z}, m \in \mathcal{M}_R, i = 1, \dots, \frac{N_R}{2}$ and (4) is optimal, and $y_{SRU}(\phi^{(Q)*}) = y_{IRU}(\phi^{(Q)*}) = 0$. In Special Case (iv), any $\phi^{(Q)*}$ with $\phi_{m,n}^{(Q)*} = \Lambda(\alpha - \theta_{SRU,m,n})$, $m \in \mathcal{M}_R, n \in \mathcal{N}_R$, for all $\alpha \in \mathbb{R}$, is optimal, and $y_{SRU}(\phi^{(Q)*}) = M_R^2 N_R^2$.

Proof: Please refer to Appendix C. ■

Note that based on Theorem 2, we can obtain a globally optimal solution in Special Case (iii), by solving a system of linear equations. In addition, substituting $y_{SRU}(\phi^{(Q)*})$ and $y_{IRU}(\phi^{(Q)*})$ into (21), we can obtain the optimal value of Problem 1, i.e., $\gamma_{ub}^{(Q)*}$. Theorem 2 can be further interpreted as follows. Statement (i) of Theorem 2 is for the case of a single-element IRS. In this case, $y_{SRU}(\phi) = y_{IRU}(\phi) = 1$ for all ϕ , and hence the phase shift of the single element has no impact on the average rate or ergodic rate. Statement (ii) and Statement (iii) of Theorem 2 are for the symmetric arrangement with $\delta_{SR}^{(h)} = \delta_{IR}^{(h)}$ and $\delta_{SR}^{(v)} = \delta_{IR}^{(v)}$. Accordingly, $y_{SRU}(\phi) = y_{IRU}(\phi) \triangleq y(\phi)$, and $\eta^{(Q)}$ actually represents the derivative of $\gamma_{ub}^{(Q)}(\phi)$ with respect to $y(\phi)$ (please refer to Appendix C for details). When $\eta^{(Q)} > 0$, the phase shifts that achieve the maximum sum channel power of the LoS components of the indirect signal and interference links, i.e., $M_R^2 N_R^2$, also maximize the average rate or ergodic rate. When $\eta^{(Q)} < 0$, the phase shifts that achieve the minimum sum channel power of the LoS components of the indirect signal and interference links, i.e., 0, maximize the average rate or ergodic rate. Statement (iv) of Theorem 2 is for the case without interference. In this case, the phase shifts that achieve the maximum sum channel power of the LoS components of the indirect links, i.e., $M_R^2 N_R^2$, also maximize the average rate or ergodic rate. The optimization result for $Q = instant$ recovers the one under the ULA model for the multi-antenna BS and multi-element IRS in the instantaneous CSI case in [19].

B. Stationary Point in General Case

In this part, we consider the general case. Note that the iterative algorithms based on BCD and MM in [14], [26], [27] can be extended to obtain a stationary point of Problem 1 in the general case. In particular, in the BCD algorithm,

$$B_{1,m,n}^{(Q,t)} \triangleq B_{S,m,n}^{(Q,t)} B_{IRU,m,n}^{(Q,t)} \cos B_{\angle IRU,m,n}^{(t)} - B_{SRU,m,n}^{(t)} B_{I,m,n}^{(Q,t)} \cos B_{\angle SRU,m,n}^{(t)} \quad (26)$$

$$B_{2,m,n}^{(Q,t)} \triangleq B_{S,m,n}^{(Q,t)} B_{IRU,m,n}^{(Q,t)} \sin B_{\angle IRU,m,n}^{(t)} - B_{SRU,m,n}^{(t)} B_{I,m,n}^{(Q,t)} \sin B_{\angle SRU,m,n}^{(t)} \quad (27)$$

$$\overline{\phi}_{m,n}^{(Q,t)} = \begin{cases} \arctan \frac{B_{1,m,n}^{(Q,t)}}{B_{2,m,n}^{(Q,t)}} - \arccos \frac{B_{SRU,m,n}^{(t)} B_{I,m,n}^{(Q,t)} \sin(B_{\angle SRU,m,n}^{(t)} - B_{\angle IRU,m,n}^{(t)})}{\sqrt{(B_{1,m,n}^{(Q,t)})^2 + (B_{2,m,n}^{(Q,t)})^2}}, & B_{1,m,n}^{(Q,t)} \geq 0 \\ \arctan \frac{B_{1,m,n}^{(Q,t)}}{B_{2,m,n}^{(Q,t)}} - \arccos \frac{B_{SRU,m,n}^{(t)} B_{I,m,n}^{(Q,t)} \sin(B_{\angle SRU,m,n}^{(t)} - B_{\angle IRU,m,n}^{(t)})}{\sqrt{(B_{1,m,n}^{(Q,t)})^2 + (B_{2,m,n}^{(Q,t)})^2}} + \pi, & B_{1,m,n}^{(Q,t)} < 0 \end{cases} \quad (28)$$

$\phi_{m,n}, m \in \mathcal{M}_R, n \in \mathcal{N}_R$ are sequentially updated according to the closed-form optimal solutions of the coordinate optimization problems at each iteration; in the MM algorithm, ϕ are updated according to the closed-form optimal solution of an approximate problem at each iteration. Numerical results show that if $M_R N_R$ is small, the computation time of the BCD algorithm is shorter; otherwise, the computation time of the MM algorithm is shorter. As neither the BCD algorithm nor the MM algorithm allows parallel computation, their computation efficiencies on a multi-core processor may be low, especially when $M_R N_R$ is large. In the following, we propose an iterative algorithm based on PCD, where at each iteration, $\phi_{m,n}, m \in \mathcal{M}_R, n \in \mathcal{N}_R$ are updated in parallel, each according to a closed-form expression, to obtain a stationary point of Problem 1. The goal is to improve computation efficiency when multi-core processors are available, especially for large $M_R N_R$. Let $\phi^{(t)} \triangleq (\phi_{m,n}^{(t)})_{m \in \mathcal{M}_R, n \in \mathcal{N}_R}$ denote the phase shifts at the t -th iteration. At each iteration, we first maximize $\gamma_{ub}^{(Q)}(\phi)$ w.r.t. each phase shift $\phi_{m,n}$ with the other phase shifts being fixed.

Problem 2 (Block-wise Optimization Problem w.r.t. $\phi_{m,n}$ at Iteration t):

$$\overline{\phi}_{m,n}^{(Q,t)} \triangleq \underset{\phi}{\operatorname{argmax}} \frac{B_{SRU,m,n}^{(t)} \cos(\phi_{m,n} + B_{\angle SRU,m,n}^{(t)}) + B_{S,m,n}^{(Q,t)}}{B_{IRU,m,n}^{(Q,t)} \cos(\phi_{m,n} + B_{\angle IRU,m,n}^{(t)}) + B_{I,m,n}^{(Q,t)}}, \quad \text{s.t.} \quad (4),$$

where

$$\begin{aligned} B_{SRU,m,n}^{(t)} &\triangleq 2A_{SRU,LoS} \left| \sum_{k \neq m, l \neq n} e^{j(\phi_{k,l}^{(t)} + \theta_{SRU,k,l})} \right|, \\ B_{S,m,n}^{(Q,t)} &\triangleq A_{SRU,LoS} \left(1 + \left| \sum_{k \neq m, l \neq n} e^{j(\phi_{k,l}^{(t)} + \theta_{SRU,k,l})} \right|^2 \right) \\ &\quad + A_{SRU,NLoS}^{(Q)} + A_{SU}^{(Q)}, \\ B_{IRU,m,n}^{(Q,t)} &\triangleq 2A_{IRU,LoS}^{(Q)} \left| \sum_{k \neq m, l \neq n} e^{j(\phi_{k,l}^{(t)} + \theta_{IRU,k,l})} \right|, \\ B_{I,m,n}^{(Q,t)} &\triangleq A_{IRU,LoS}^{(Q)} \left(1 + \left| \sum_{k \neq m, l \neq n} e^{j(\phi_{k,l}^{(t)} + \theta_{IRU,k,l})} \right|^2 \right) \\ &\quad + A_{IRU,NLoS}^{(Q)} + A_{IU}, \end{aligned}$$

Algorithm 1 PCD Algorithm for Obtaining a Stationary Point in General Case

- 1: **initialization:** choose any $\phi^{(Q,0)}$ as the initial point, and set $t = 0$.
 - 2: **repeat**
 - 3: For all $m \in \mathcal{M}_R$ and $n \in \mathcal{N}_R$, compute $\overline{\phi}_{m,n}^{(Q,t)}$ according to (28).
 - 4: Update $\phi^{(Q,t+1)}$ according to (29).
 - 5: Set $t = t + 1$.
 - 6: **until** some convergence criterion is met.
-

$$B_{\angle cRU,m,n}^{(t)} \triangleq \theta_{cRU,k,l} - \angle \left(\sum_{k \neq m, l \neq n} e^{j(\phi_{k,l}^{(t)} + \theta_{cRU,k,l})} \right).$$

By taking the derivative of the objective function of Problem 2 w.r.t. $\phi_{m,n}$, and setting it to zero, we obtain the following equation:

$$\begin{aligned} &B_{1,m,n}^{(Q,t)} \sin(\phi_{k,l}) + B_{2,m,n}^{(Q,t)} \cos(\phi_{k,l}) \\ &= B_{SRU,m,n}^{(t)} B_{IRU,m,n}^{(Q,t)} \sin(B_{\angle SRU,m,n}^{(t)} - B_{\angle IRU,m,n}^{(t)}), \end{aligned} \quad (25)$$

where $B_{1,m,n}^{(Q,t)}$ and $B_{2,m,n}^{(Q,t)}$ are given by (26) and (27), as shown at the top of the page. The equation in (25) has two possible roots. By further checking the second derivative of the objective function of Problem 2, we obtain the closed-form optimal solution of Problem 2 in (28), as shown at the top of the page. Then, we update $\phi^{(t+1)}$ according to:

$$\phi_{m,n}^{(Q,t+1)} = (1 - \rho^{(t)}) \phi_{m,n}^{(Q,t)} + \rho^{(t)} \overline{\phi}_{m,n}^{(Q,t)}, \quad (29)$$

where $m \in \mathcal{M}_R, n \in \mathcal{N}_R$ and $\rho^{(t)}$ is a positive diminishing stepsize satisfying:

$$\rho^{(t)} > 0, \quad \lim_{t \rightarrow \infty} \rho^{(t)} = 0, \quad \sum_{t=1}^{\infty} \rho^{(t)} = \infty, \quad \sum_{t=1}^{\infty} (\rho^{(t)})^2 < \infty.$$

The details of the PCD algorithm are summarized in Algorithm 1.⁸ By [30], we know that $\phi^{(t)} \rightarrow \phi^+$ as $t \rightarrow \infty$, where ϕ^+ is a stationary point of Problem 1.

C. Quantization

In practice, the phase shift design is subject to quantization error. We consider a uniform scalar quantizer with b quantization bits [16], [19]. Then, for all $m \in \mathcal{M}_R$ and $n \in \mathcal{N}_R$, the quantization error for the phase shift of the (m, n) -th element, denoted by $\delta_{m,n}$, lies in $[-\frac{2\pi}{2^{b+1}}, \frac{2\pi}{2^{b+1}}]$. Denote $\delta \triangleq$

⁸Algorithm 1 is suitable for the cases which are not covered in Theorem 1.

$$\zeta^{(Q)}(\phi^*) \leq \log_2 \left(\frac{1 + \frac{A_{SRU,LoS} + A_{SRU,NLoS} + A_{SU}^{(Q)}}{A_{IRU,LoS} + A_{IRU,NLoS} + A_{IU}^{(Q)}}}{1 + \frac{4 \lceil \frac{M_R N_R - 1}{2} \rceil^2 A_{SRU,LoS} \cos^2 \frac{2\pi}{2b+1} + A_{SRU,NLoS} + A_{SU}^{(Q)}}{4 \lceil \frac{M_R N_R - 1}{2} \rceil^2 A_{IRU,LoS} \cos^2 \frac{2\pi}{2b+1} + A_{IRU,NLoS} + A_{IU}^{(Q)}}} \right) \quad (30)$$

$$\zeta^{(Q)}(\phi^*) \leq \log_2 \left(\frac{1 + \frac{A_{SRU,NLoS} + A_{SU}^{(Q)}}{A_{IRU,NLoS} + A_{IU}^{(Q)}}}{1 + \frac{4 \lceil \frac{M_R N_R - 1}{2} \rceil^2 A_{SRU,LoS} \sin^2 \frac{2\pi}{2b+1} + A_{SRU,NLoS} + A_{SU}^{(Q)}}{4 \lceil \frac{M_R N_R - 1}{2} \rceil^2 A_{IRU,LoS} \sin^2 \frac{2\pi}{2b+1} + A_{IRU,NLoS} + A_{IU}^{(Q)}}} \right) \quad (31)$$

$$\zeta^{(Q)}(\phi^*) \leq \log_2 \left(\frac{\sigma^2 + A_{SRU,LoS} + A_{SRU,NLoS} + A_{SU}^{(Q)}}{\sigma^2 + 4 \lceil \frac{M_R N_R - 1}{2} \rceil^2 A_{SRU,LoS} \cos^2 \frac{2\pi}{2b+1} + A_{SRU,NLoS} + A_{SU}^{(Q)}} \right) \quad (32)$$

$$\zeta^{(Q)}(\phi^\dagger) \leq \frac{2\pi M_R N_R \left| A_{IRU,LoS}^{(Q)} \left(A_{SRU,NLoS}^{(Q)} + A_{SU}^{(Q)} \right) - A_{SRU,LoS} \left(A_{IRU,NLoS}^{(Q)} + A_{IU}^{(Q)} \right) \right| (M_R N_R - 1)}{2^b \ln 2 \left(A_{IRU,NLoS}^{(Q)} + A_{IU}^{(Q)} \right) \left(A_{SRU,NLoS}^{(Q)} + A_{SU}^{(Q)} + A_{IRU,NLoS}^{(Q)} + A_{IU}^{(Q)} \right)} \quad (33)$$

$(\delta_{m,n})_{m \in \mathcal{M}_R, n \in \mathcal{N}_R}$. Let $\zeta^{(Q)}(\phi) \triangleq C_{ub}^{(Q)}(\phi) - C_{ub}^{(Q)}(\phi + \delta)$ denote the average or ergodic rate degradation at the phase shifts ϕ due to quantization. The following theorem shows the average rate degradation and the ergodic rate degradation at the optimal solutions in the four special cases and a stationary point in the general case.

Theorem 3: (i): In Special Case (i), $\zeta^{(Q)}(\phi) = 0$. In Special Case (ii), Special Case (iii) and Special Case (iv), the upper bounds of $\zeta^{(Q)}(\phi^*)$ are given by (30), (31) and (32), respectively, as shown at the top of this page. (ii): In the general case, the upper bound of $\zeta^{(Q)}(\phi^*)$ is given by (33), as shown at the top of the page. (iii): The upper bounds in (30), (31), (32) and (33) decrease with b .

Proof: Please refer to Appendix D. ■

As $b \rightarrow \infty$, the upper bounds in Theorem 3 go to zero. That is, the upper bounds are asymptotically tight at large b .

V. COMPARISON WITH SYSTEM WITHOUT IRS

In this section, to characterize the benefit of IRS in downlink transmission with interference, we first present a counterpart system without IRS, and analyze its average rate in the instantaneous CSI case and ergodic rate in the statistical CSI case. Then, we compare them with those of the IRS-assisted system.

A. System without IRS

In the counterpart system without IRS, the signal received at user U is expressed as:

$$Y_{no} \triangleq \sqrt{P_S} \mathbf{h}_{SU}^H \mathbf{w}_{no,S} X_S + \sqrt{P_I} \mathbf{h}_{IU}^H \mathbf{w}_{no,I} X_I + Z, \quad (34)$$

where $\mathbf{w}_{no,S}$ and $\mathbf{w}_{no,I}$ denote the beamforming vectors for the signal BS and interference BS, respectively, satisfying $\|\mathbf{w}_{no,S}\|_2^2 = 1$ and $\|\mathbf{w}_{no,I}\|_2^2 = 1$. Analogously, assume that user U knows $\mathbf{h}_{SU}^H \mathbf{w}_{no,S}$, but does not know $\mathbf{h}_{IU}^H \mathbf{w}_{no,I}$. In the following, we consider the instantaneous CSI case and the statistical CSI case, respectively.

1) *Instantaneous CSI Case:* In this part, assume that the CSI of the channel between the signal BS and user U , i.e., \mathbf{h}_{SU}^H , is known at the signal BS and the CSI of the channel

between the interference BS and user U' , i.e., $\mathbf{h}_{IU'}^H$, is known at the interference BS. Consider the instantaneous CSI-adaptive MRT at the signal BS and interference BS, respectively, i.e., $\mathbf{w}_{no,S}^{(instant)} = \frac{\mathbf{h}_{SU}}{\|\mathbf{h}_{SU}\|_2}$ and $\mathbf{w}_{no,I}^{(instant)} = \frac{\mathbf{h}_{IU'}}{\|\mathbf{h}_{IU'}\|_2}$. Then, the average rate of the counterpart system without IRS is given by:

$$C_{no}^{(instant)} = \mathbb{E} \left[\log_2 \left(1 + \frac{P_S \alpha_{SU} \|\mathbf{h}_{SU}\|_2^2}{P_I \alpha_{IU} \mathbb{E} \left[\left| \mathbf{h}_{IU}^H \frac{\mathbf{h}_{IU'}}{\|\mathbf{h}_{IU'}\|_2} \right|^2 \right] + \sigma^2} \right) \right]. \quad (35)$$

Similarly, for tractability, we can obtain an analytical upper bound of $C_{no}^{(instant)}$, i.e., $C_{no}^{(instant)} \leq \log_2(1 + \gamma_{no,ub}^{(instant)}) \triangleq C_{no,ub}^{(instant)}$, where $\gamma_{no,ub}^{(instant)} \triangleq \frac{A_{SU}^{(instant)}}{A_{IU}^{(instant)}}$.

2) *Statistical CSI Case:* In this part, assume that the BSs have no channel knowledge. We consider isotropic transmission at the signal BS and interference BS, i.e., $\mathbf{w}_{no,S}^{(statistic)} = \frac{1}{\sqrt{M_S N_S}} \mathbf{1}_{M_S N_S} \in \mathbb{C}^{M_S N_S \times 1}$ and $\mathbf{w}_{no,I}^{(statistic)} = \frac{1}{\sqrt{M_I N_I}} \mathbf{1}_{M_I N_I} \in \mathbb{C}^{M_I N_I \times 1}$. Then, coding over a large number of channel coherence time intervals, the ergodic rate of the counterpart system without IRS is given by:

$$C_{no}^{(statistic)} = \mathbb{E} \left[\log_2 \left(1 + \frac{\frac{P_S \alpha_{SU}}{M_S N_S} |\mathbf{h}_{SU}^H \mathbf{1}_{M_S N_S}|^2}{\frac{P_I \alpha_{IU}}{M_I N_I} \mathbb{E} \left[|\mathbf{h}_{IU}^H \mathbf{1}_{M_I N_I}|^2 \right] + \sigma^2} \right) \right]. \quad (36)$$

Similarly, we can obtain an analytical upper bound of $C_{no}^{(statistic)}$, i.e., $C_{no}^{(statistic)} \leq \log_2(1 + \gamma_{no,ub}^{(statistic)}) \triangleq C_{no,ub}^{(statistic)}$, where $\gamma_{no,ub}^{(statistic)} \triangleq \frac{A_{SU}^{(statistic)}}{A_{IU}^{(statistic)}}$.

B. Comparison

In this part, we compare $\gamma_{ub}^{(Q)}(\phi^*)$ and $\gamma_{no,ub}^{(Q)}$. For $Q = instant$ or *statistic*, define:

$$\xi_{>}^{(Q)} \triangleq \left(A_{SRU,LoS} A_{IU} - A_{IRU,LoS} A_{SU}^{(Q)} \right) M_R^2 N_R^2 + A_{SRU,NLoS} A_{IU} - A_{SU}^{(Q)} A_{IRU,NLoS}, \quad (37)$$

$$\zeta^{(instant)} \triangleq \alpha_{IU} \left(A_{SRU,LoS} M_R^2 N_R^2 + A_{SRU,NLoS}^{(instant)} \right) - A_{SU}^{(instant)} \alpha_{IR} \alpha_{RU} \left(\tau_{IRU} M_R^2 N_R^2 + M_R N_R (1 - \tau_{IRU}) \right) \quad (39)$$

$$\zeta^{(statistic)} \triangleq \alpha_{IU} \left(A_{SRU,LoS} M_R^2 N_R^2 + A_{SRU,NLoS}^{(statistic)} \right) - A_{SU}^{(statistic)} \alpha_{IR} \alpha_{RU} \left(\frac{\tau_{IRU} y_{IR}}{M_I N_I} + \frac{M_R N_R (M_I N_I K_{RU} + \tau_{IYIR})}{M_I N_I K_{RU} (K_{IR} + 1)} \right) \quad (40)$$

$$\xi_{<}^{(Q)} \triangleq A_{SRU,LoS} A_{IU} M_R^2 N_R^2 + A_{SRU,NLoS}^{(Q)} A_{IU} - A_{SU}^{(Q)} A_{IRU,NLoS}^{(Q)} \quad (38)$$

By comparing (37) and (38), it is clear that $\xi_{>}^{(Q)} < \xi_{<}^{(Q)}$, for $Q = instant$ or $statistic$.

Theorem 4 (Comparison): For $Q = instant$ or $statistic$, the following statements hold. If $\xi_{>}^{(Q)} > 0$, then $\gamma_{ub}^{(Q)}(\phi^*) > \gamma_{no,ub}^{(Q)}$; if $\xi_{<}^{(Q)} < 0$, then $\gamma_{ub}^{(Q)}(\phi^*) < \gamma_{no,ub}^{(Q)}$.

Proof: Please refer to Appendix E. ■

From (37) and (38), we know that $\xi_{>}^{(Q)}$ and $\xi_{<}^{(Q)}$ increase with α_{SR} , α_{IU} and τ_{SRU} and decrease with α_{IR} , α_{SU} and τ_{IRU} . Thus, from Theorem 4, we can draw the following conclusions. If the channel between the signal BS and the IRS is strong, the interference BS and the IRS is weak, the channel between the interference BS and user U is strong, the signal BS and user U is weak, the LoS components of the indirect link between the signal BS and user U via the IRS are dominant, or the interference BS and user U via the IRS are not dominant, the IRS-assisted system with the optimal quasi-static phase shift design is effective for improving the average rate in the instantaneous CSI case and the ergodic rate in the statistical CSI case, in the presence of interference. Otherwise, the system without IRS is beneficial in the presence of interference. Define $\zeta^{(instant)}$ and $\zeta^{(statistic)}$ in (39) and (40), as shown at the top of the page. From Theorem 4, we have the following corollary.

Corollary 3: For $Q = instant$ or $statistic$, the following statements hold. If $\zeta^{(Q)} > 0$, then $\gamma_{ub}^{(Q)}(\phi^*) > \gamma_{no,ub}^{(Q)}$; if $\zeta^{(Q)} < 0$ and $P_I \leq \varepsilon$ for some $\varepsilon > 0$, then $\gamma_{ub}^{(Q)}(\phi^*) > \gamma_{no,ub}^{(Q)}$; if $\zeta^{(Q)} < 0$ and $P_I > \varepsilon$ for some $\varepsilon > 0$, then $\gamma_{ub}^{(Q)}(\phi^*) < \gamma_{no,ub}^{(Q)}$.

Proof: Substituting (18), (23) and (19) into (37), we have $\xi_{>}^{(Q)} = P_I \zeta^{(Q)} + \sigma^2 (A_{SRU,LoS} M_R^2 N_R^2 + A_{SRU,NLoS}^{(Q)})$. Note that $\sigma^2 (A_{SRU,LoS} M_R^2 N_R^2 + A_{SRU,NLoS}^{(Q)}) > 0$. Thus, if $\zeta^{(Q)} > 0$, then $\gamma_{ub}^{(Q)}(\phi^*) > \gamma_{no,ub}^{(Q)}$; if $\zeta^{(Q)} < 0$, $\xi_{>}^{(Q)}$ decreases with P_I . Therefore, by Theorem 4, we can complete the proof of Corollary 3. ■

From (39) and (40), we know that $\zeta^{(Q)}$ increases with α_{SR} , α_{IU} and τ_{SRU} and decrease with α_{IR} , α_{SU} and τ_{IRU} . Thus, from Corollary 3, we can make the following conclusions. If the channel between the signal BS and the IRS is strong, or the interference BS and the IRS is weak, the channel between the interference BS and user U is strong, or the signal BS and user U is weak, the LoS components of the indirect link between the signal BS and user U via the IRS are dominant, or the interference BS and user U via the IRS are not dominant, the IRS-assisted system with the optimal quasi-static phase shift design is effective at any P_I . Otherwise, it is effective

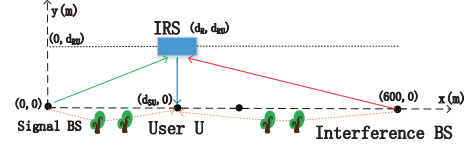


Fig. 2. The IRS-assisted system considered in Section VI [26].

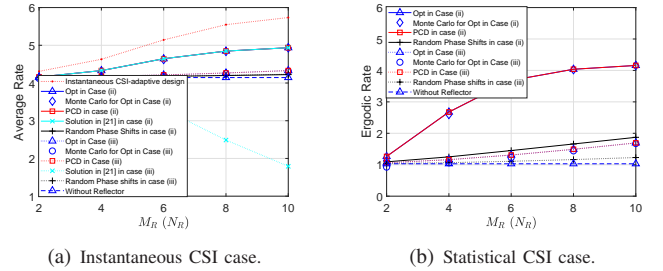


Fig. 3. Average rate and ergodic rate versus $M_R (= N_R)$ in special cases.

only if P_I is small enough. Furthermore, if $P_I = 0$, the IRS-assisted system with the optimal quasi-static phase shift design is always beneficial.

VI. NUMERICAL RESULTS

In this section, we numerically evaluate the performance of the proposed solutions in an IRS-assisted system [26], where the signal BS, the interference BS, user U and the IRS are located at $(0,0)$, $(600,0)$, $(d_{SU},0)$, (d_R, d_{RU}) (in m), respectively, and user U lies on the line between the signal BS and the interference BS, as shown in Fig. 2. In the simulation, we set $d = \frac{\lambda}{2}$, $M_S = N_S = 4$, $M_I = N_I = 4$, $M_R = N_R = 8$, $P_S = P_I = 30\text{dBm}$, $\sigma^2 = -104\text{dBm}$, $\varphi_{SR}^{(h)} = \varphi_{SR}^{(v)} = \pi/3$, $\varphi_{IR}^{(h)} = \varphi_{IR}^{(v)} = \pi/8$, $\varphi_{RU}^{(h)} = \varphi_{RU}^{(v)} = \pi/6$, $d_R = 250\text{m}$, $d_{SU} = 250\text{m}$, $d_{RU} = 20\text{m}$, if not specified otherwise. We consider the path loss model in [11], [16], [26], and choose similar path loss exponents to those in [11], [16], [26]. Specifically, the distance-dependent path losses α_{SU} , α_{IU} , α_{SR} , α_{IR} , α_{RU} follow $\alpha_i = \frac{1}{1000 d_i^{\bar{\alpha}_i}}$ (i.e., $-30 + 10\bar{\alpha}_i \log_{10}(d_i)$ dB), $i = SU, IU, SR, IR, RU$ [11], [16], [26]. Due to extensive obstacles and scatters, we set $\bar{\alpha}_{SU} = 3.7$ and $\bar{\alpha}_{IU} = 3.5$. As the location of the IRS is usually carefully chosen, we assume that the links between the BSs and the IRS experience free-space path loss, and set $\bar{\alpha}_{SR} = \bar{\alpha}_{IR} = 2$, as in [11]. In addition, we set $\bar{\alpha}_{RU} = 3$, due to few obstacles.

We consider four baseline schemes. Baseline 1 and Baseline 2 are applicable for both the instantaneous CSI case and the statistical CSI case. In contrast, Baseline 3 and Baseline 4 are applicable only for the instantaneous CSI case. In particular, Baseline 1 reflects the average rate and ergodic rate

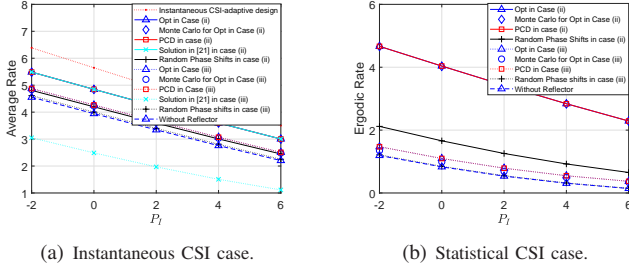


Fig. 4. Average rate and ergodic rate versus P_I in special cases.

of the counterpart system without IRS in Section V [11], [16], [18]; Baseline 2 chooses the phase shifts uniformly at random [11], [16], [19], and shows the average rate and ergodic rate obtained by averaging over 10000 random choices; Baseline 3 implements the phase shifts $\phi_{opt} \triangleq (\phi_{opt,m,n})_{m \in \mathcal{M}_R, n \in \mathcal{N}_R}$ with $\phi_{opt,m,n} = \Lambda(\alpha - \theta_{SRU,m,n})$, which maximize the received signal power (without considering interference); Baseline 4 is the instantaneous CSI-adaptive phase shift design corresponding to a stationary point of the maximization problem of $\gamma^{(instant)}(\phi)$ in (9) subject to the constraints in (4), which is obtained by a PCD algorithm similar to Algorithm 1. Note that Baseline 3 is an extension of the optimal solution for the instantaneous CSI case under the ULA model in [19] to the URA model. In addition, it is worth noting that Baseline 4 achieves the maximum average rate in the instantaneous CSI case, with the highest phase adjustment cost. In the general case, besides the proposed PCD algorithm, we also evaluate the BCD and MM algorithms [14]. We adopt the same convergence criterion, i.e., $\gamma_{ub}^{(Q)}(\phi_{opt}^{(t+1)}) - \gamma_{ub}^{(Q)}(\phi_{opt}^{(t)}) \leq 10^{-6}$, for the PCD, BCD and MM algorithms. For ease of illustration, we refer to the stationary points obtained by the PCD, BCD and MM algorithms as the PCD, BCD and MM solutions, respectively.

We set $\delta_{SR}^{(h)} = \delta_{SR}^{(v)} = \pi/6$, $\delta_{IR}^{(h)} = \delta_{IR}^{(v)} = \pi/6$ in Special Case (ii) and Special Case (iii), set $K_{SR} = K_{IR} = K_{RU} = 20\text{dB}$ in Special Case (ii), and set $K_{SR} = -20\text{dB}$, $K_{IR} = K_{RU} = 20\text{dB}$ in Special Case (iii). Fig. 3 and Fig. 4 illustrate the average rate and ergodic rate versus $M_R (=N_R)$ and P_I , respectively, in Special Case (ii) and Special Case (iii). From these figures, we can make the following observations. The analytical rate of the optimal solution $C_{ub}^{(Q)}(\phi^*)$ and the rate of the optimal solution $C^{(Q)}(\phi^*)$ obtained by Monte Carlo simulation are very close to each other, which verifies that $C_{ub}^{(Q)}(\phi)$ is a good approximation of $C^{(Q)}(\phi)$; the rates of the proposed optimal solution and PCD solution are very close in each considered case; the proposed solution in the instantaneous CSI case coincides with the one in [19] in Special Case (ii), and significantly outperforms the one in [19] in Special Case (iii). From Fig. 3, we can observe that the rates of the proposed solutions and the design with random phase shifts increase with $M_R (=N_R)$, mainly due to the increment of reflecting signal power; in Special Case (iii), the average rate of the phase shift design in [19] decreases with $M_R (=N_R)$, revealing the penalty of ignoring interference in phase shift design in the instantaneous CSI case. From Fig. 4,

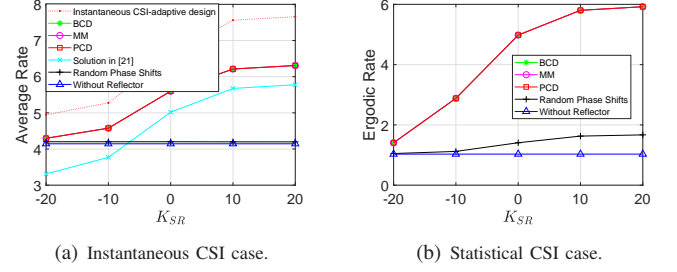


Fig. 5. Average rate and ergodic rate versus K_{SR} in the general case.

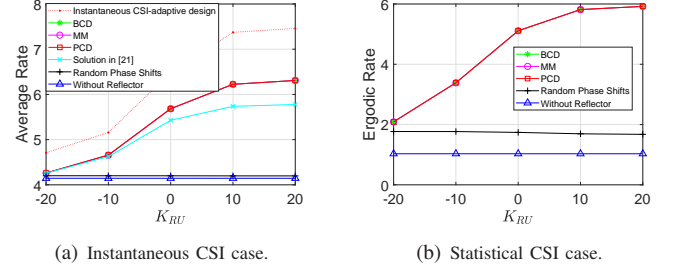
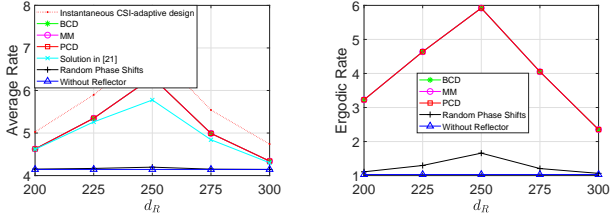


Fig. 6. Average rate and ergodic rate versus K_{RU} in the general case.

we can see that the rate of each scheme decreases with P_I .

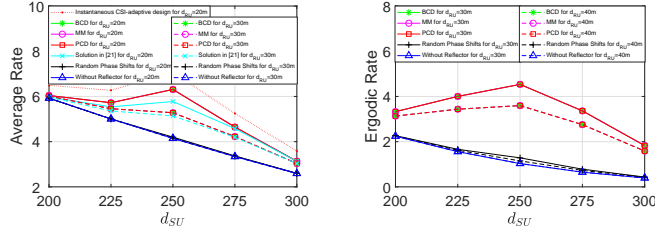
In the general case, we set $\delta_{SR}^{(h)} = \delta_{SR}^{(v)} = \pi/6$, $\delta_{IR}^{(h)} = \delta_{IR}^{(v)} = \pi/8$, $K_{SR} = K_{RU} = 20\text{dB}$, $K_{IR} = 10\text{dB}$, if not specified otherwise. Fig. 5, Fig. 6, Fig. 7 and Fig. 8 illustrate the average rate and ergodic rate versus K_{SR} , K_{RU} , d_R and d_{SU} , respectively, in the general case. From these figures, we can see that the PCD solution has the same rate as the BCD and MM solutions in each CSI case; the PCD solution significantly outperforms Baseline 2, Baseline 3 and Baseline 4. From Fig. 5 and Fig. 6, we can see that the rate of the PCD solution increases with K_{SR} and K_{RU} , due to the increment of the channel power of the each LoS component; the fact that the rate of the proposed PCD solution is greater than the rate of the counterpart system without IRS confirms Theorem 4 to certain extent. From Fig. 7, we can observe that the rate of the PCD solution increases with d_R , due to the decrement of the distance between the IRS and user U when $d_R < d_{SU}$, and decreases with d_R , due to the increment of the distance between the IRS and user U when $d_R > d_{SU}$; the rate of the PCD solution in the case of $d_R < d_{SU}$ is greater than that in the case of $d_R > d_{SU}$, at the same distance between the IRS and user U , due to smaller path loss between the IRS and the signal BS. From Fig. 8, we can see that in the case of $d_{RU} = 20\text{m}$, the rate of the PCD solution increases with d_{SU} when $d_{SU} < d_R$, mainly due to the decrement of d_{RU} , and decreases with d_{SU} when $d_{SU} > d_R$, due to the increment of both d_{SU} and d_{RU} ; in the case of $d_{RU} = 30\text{m}$, the rate of the PCD solution always decreases with d_{SU} , mainly due to the increment of the distance between the signal BS and user U .

Furthermore, from Fig. 3 to Fig. 8, the following observations can be made. For each scheme, the average rate in the instantaneous CSI case is greater than the ergodic rate in the statistical CSI case, which is in accordance with Corollary 2. When K_{SR}, K_{RU}, d_{SU} are large and d_R is small, i.e., $\tau_{SRU}, \alpha_{IU}, \alpha_{SR}$ are large, the proposed solution



(a) Instantaneous CSI case.

(b) Statistical CSI case.



(a) Instantaneous CSI case.

(b) Statistical CSI case.

Fig. 8. Average rate and ergodic rate versus d_{SU} in the general case.

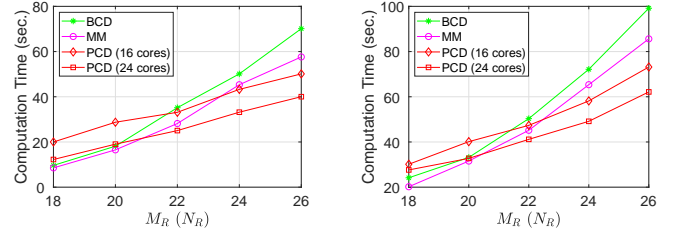
achieves a higher rate than the system without IRS, confirming Theorem 4 to some extent. Under most system parameters, the proposed solution surpasses the one in [19], indicating the importance of explicitly taking interference into account in designing IRS-assisted systems.

Fig. 9 illustrates the computation times of the PCD, BCD and MM algorithms versus $M_R (= N_R)$.⁹ From Fig. 9, we can see that when the number of IRS elements is large, the gain of the proposed PCD algorithm in computation time over the BCD and MM algorithms increases with the number of the cores on a server, due to its parallel computation mechanism. Note that in practical systems with multi-core processors, the value of the PCD algorithm will be prominent, especially for large-scale IRS.

VII. CONCLUSION

In this paper, we considered the analysis and optimization of quasi-static phase shift design in an IRS-assisted system in the presence of interference. We modeled signal and interference links via the IRS with Rician fading. We considered the instantaneous CSI case and the statistical CSI case, and applied MRT based on the complete CSI and the CSI of the LoS components, respectively. First, we obtained a tractable expression of the average rate in the instantaneous CSI case and a tractable expression of the ergodic rate in the statistical CSI case. We also provided sufficient conditions for the average rate in the instantaneous CSI case to surpass the ergodic rate in the statistical CSI case, at any phase shifts. Then, we considered the average rate maximization and the ergodic rate maximization, both with respect to the phase shifts, which are non-convex problems. For each non-convex problem, we obtained a globally optimal solution under certain system parameters, and proposed the PCD algorithm

⁹We use MATLAB R2018a in a Ubuntu 18.04 bionic operating system with an AMD Ryzen 9 3900X 24-core CPU.



(a) Instantaneous CSI case.

(b) Statistical CSI case.

Fig. 9. Running time versus $M_R (= N_R)$.

to obtain a stationary point under arbitrary system parameters. Next, we characterized sufficient conditions under which the IRS-assisted system with the optimal quasi-static phase shift design is beneficial, compared to the system without IRS. Finally, by numerical results, we verified analytical results and demonstrated notable gains of the proposed solutions over existing schemes. The results in this paper provide important insights for designing practical IRS-assisted systems.

APPENDIX A

For notation simplicity, in Appendix A and Appendix B, denote $\mathbf{g}_S \triangleq \mathbf{h}_{RU}^H \Phi(\phi) \mathbf{H}_{SR}$, $\mathbf{g}_I \triangleq \mathbf{h}_{RU}^H \Phi(\phi) \mathbf{H}_{IR}$, $\bar{\mathbf{g}}_S \triangleq \bar{\mathbf{h}}_{RU}^H \Phi(\phi) \bar{\mathbf{H}}_{SR}$ and $\bar{\mathbf{g}}_I \triangleq \bar{\mathbf{h}}_{RU}^H \Phi(\phi) \bar{\mathbf{H}}_{IR}$. To show that $\mathbf{w}_S^{(statistic)}$ maximizes $\frac{\mathbb{E}[|(\mathbf{g}_S + \mathbf{h}_{SU}^H) \mathbf{w}_S|^2]}{\mathbb{E}[|(\mathbf{g}_I + \mathbf{h}_{IU}^H) \mathbf{w}_I^{(statistic)}|^2] + \sigma^2}$ subject to $\|\mathbf{w}_S\|_2^2 = 1$, it is equivalent to show that $\mathbf{w}_S^{(statistic)}$ maximizes $\mathbb{E}[|(\mathbf{g}_S + \mathbf{h}_{SU}^H) \mathbf{w}_S|^2]$ subject to $\|\mathbf{w}_S\|_2^2 = 1$. First, we have:

$$\begin{aligned} & \mathbb{E}[|\mathbf{g}_S \mathbf{w}_S|^2] \\ & \stackrel{(a)}{=} \frac{K_{SR} \alpha_{SR} \alpha_{RU}}{(K_{SR} + 1)(K_{RU} + 1)} (K_{RU} y_{SRU}(\phi) + M_R N_R) \\ & \quad \times \left| \mathbf{a}(\varphi_{SR}^{(h)}, \varphi_{cR}^{(v)}, M_S, N_S) \mathbf{w}_S \right|^2 + \frac{M_R N_R \alpha_{SR} \alpha_{RU}}{K_{SR} + 1} + \alpha_{SU} \\ & \stackrel{(b)}{\leq} \frac{K_{SR} M_S N_S \alpha_{SR} \alpha_{RU} (K_{RU} y_{SRU}(\phi) + M_R N_R)}{(K_{SR} + 1)(K_{RU} + 1)} \\ & \quad + \frac{M_R N_R \alpha_{SR} \alpha_{RU}}{K_{SR} + 1} + \alpha_{SU}, \end{aligned} \quad (41)$$

where (a) is due to $\|\mathbf{w}_S\|_2^2 = 1$ and (b) is due to the Cauchy-Schwartz inequality $\left| \mathbf{a}(\varphi_{SR}^{(h)}, \varphi_{cR}^{(v)}, M_S, N_S) \mathbf{w}_S \right|^2 \leq M_S N_S$. Note that the equality holds when $\mathbf{w}_S = \frac{\bar{\mathbf{g}}_S^H}{\|\bar{\mathbf{g}}_S\|_2} e^{j\alpha}$, for all $\alpha \in [0, 2\pi)$. By setting $\alpha = 0$, we can obtain $\mathbf{w}_S^{(statistic)}$. Thus, we can show that $\mathbf{w}_S^{(statistic)}$ maximizes

$$\frac{\mathbb{E}[|(\mathbf{g}_S + \mathbf{h}_{SU}^H) \mathbf{w}_S|^2]}{\mathbb{E}[|(\mathbf{g}_I + \mathbf{h}_{IU}^H) \mathbf{w}_I^{(statistic)}|^2] + \sigma^2} \text{ subject to } \|\mathbf{w}_S\|_2^2 = 1.$$

APPENDIX B: PROOF OF THEOREM 1

First, consider $Q = \text{instant}$. By Jensen's inequality, we have:

$$\begin{aligned} C^{(\text{instant})}(\phi) &\leq \log_2 \left(1 + \mathbb{E} \left[\gamma^{(\text{instant})}(\phi) \right] \right) \\ &= \log_2 \left(1 + \frac{P_S \mathbb{E} \left[\left\| (\mathbf{g}_S + \mathbf{h}_{SU}^H) \right\|_2^2 \right]}{P_I \mathbb{E} \left[\left\| (\mathbf{g}_I + \mathbf{h}_{IU}^H) \frac{\mathbf{h}_{IU'}}{\|\mathbf{h}_{IU'}\|_2} \right\|_2^2 \right] + \sigma^2} \right). \end{aligned} \quad (42)$$

We calculate $\mathbb{E} \left[\left\| (\mathbf{g}_I + \mathbf{h}_{IU}^H) \frac{\mathbf{h}_{IU'}}{\|\mathbf{h}_{IU'}\|_2} \right\|_2^2 \right]$ as follows:

$$\begin{aligned} &\mathbb{E} \left[\left\| (\mathbf{g}_I + \mathbf{h}_{IU}^H) \frac{\mathbf{h}_{IU'}}{\|\mathbf{h}_{IU'}\|_2} \right\|_2^2 \right] \\ &= \mathbb{E} \left[(\mathbf{g}_I + \mathbf{h}_{IU}^H) \frac{\mathbf{h}_{IU'} \mathbf{h}_{IU'}^H}{\|\mathbf{h}_{IU'}\|_2^2} (\mathbf{g}_I + \mathbf{h}_{IU}^H)^H \right] \\ &= \mathbb{E} \left[(\mathbf{g}_I + \mathbf{h}_{IU}^H) \mathbb{E} \left[\frac{\mathbf{h}_{IU'} \mathbf{h}_{IU'}^H}{\|\mathbf{h}_{IU'}\|_2^2} \right] (\mathbf{g}_I + \mathbf{h}_{IU}^H)^H \right] \\ &\stackrel{(a)}{=} \frac{1}{M_I N_I} \left(\mathbb{E} \left[\|\mathbf{g}_I\|_2^2 \right] + 2\mathbb{E} [\mathbf{g}_I \mathbf{h}_{IU}] + \mathbb{E} \left[\|\mathbf{h}_{IU}^H\|_2^2 \right] \right) \\ &\stackrel{(b)}{=} \alpha_{IR} \alpha_{RU} (\tau_{IRU} y_{IRU}(\phi) + (1 - \tau_{IRU}) M_R N_R) + \alpha_{IU}, \end{aligned} \quad (43)$$

where (a) is due to $\mathbb{E} \left[\frac{\mathbf{h}_{IU'} \mathbf{h}_{IU'}^H}{\|\mathbf{h}_{IU'}\|_2^2} \right] = \frac{1}{MN} \mathbf{I}_{MN}$ with \mathbf{I}_{MN} representing the $MN \times MN$ identity matrix, and (b) is due to $\mathbb{E} \left[\|\mathbf{g}_I\|_2^2 \right] = \alpha_{IR} \alpha_{RU} M_I N_I (\tau_{IRU} y_{IRU}(\phi) + (1 - \tau_{IRU}) M_R N_R)$, $\mathbb{E} [\mathbf{g}_I \mathbf{h}_{IU}] = 0$ and $\mathbb{E} \left[\|\mathbf{h}_{IU}^H\|_2^2 \right] = \alpha_{IU}$. Similarly, we have $\mathbb{E} \left[\left\| (\mathbf{g}_S + \mathbf{h}_{SU}^H) \right\|_2^2 \right] = M_S N_S \alpha_{SR} \alpha_{RU} (\tau_{SRU} y_{SRU}(\phi) + (1 - \tau_{SRU}) M_R N_R) + M_S N_S \alpha_{SU}$. Thus, we have $C^{(\text{instant})}(\phi) \leq C_{ub}^{(\text{instant})}(\phi)$.

Next, consider $Q = \text{statistic}$. Similarly, by Jensen's inequality, we have $C^{(\text{statistic})}(\phi) \leq$

$$\begin{aligned} &\log_2 \left(1 + \frac{\mathbb{E} \left[P_S \left\| \frac{(\mathbf{g}_S + \mathbf{h}_{SU}^H) \bar{\mathbf{g}}_S^H}{\|\bar{\mathbf{g}}_S\|_2} \right\|_2^2 \right]}{P_I \mathbb{E} \left[\left\| (\mathbf{g}_I + \mathbf{h}_{IU}^H) \frac{1_{M_I N_I}}{\sqrt{M_I N_I}} \right\|_2^2 \right] + \sigma^2} \right). \quad \text{We calculate} \\ &\mathbb{E} \left[\left\| \frac{(\mathbf{g}_S + \mathbf{h}_{SU}^H) \bar{\mathbf{g}}_S^H}{\|\bar{\mathbf{g}}_S\|_2} \right\|_2^2 \right] \text{ as follows:} \\ &\mathbb{E} \left[\left\| \frac{(\mathbf{g}_S + \mathbf{h}_{SU}^H) \bar{\mathbf{g}}_S^H}{\|\bar{\mathbf{g}}_S\|_2} \right\|_2^2 \right] = \mathbb{E} \left[\left\| \frac{\mathbf{g}_S \bar{\mathbf{g}}_S^H}{\|\bar{\mathbf{g}}_S\|_2} \right\|_2^2 \right] + \mathbb{E} \left[\left\| \frac{\mathbf{h}_{SU}^H \bar{\mathbf{g}}_S^H}{\|\bar{\mathbf{g}}_S\|_2} \right\|_2^2 \right] \\ &\stackrel{(c)}{=} M_S N_S \left(\alpha_{SR} \alpha_{RU} (\tau_{SRU} y_{SRU}(\phi) + (1 - \tau_{SRU}) M_R N_R) - \frac{M_S N_S - 1}{M_S N_S (K_{SR} + 1)} M_R N_R \right) + \alpha_{SU}, \end{aligned} \quad (44)$$

where (c) is due to $\mathbb{E} \left[\left\| \frac{\mathbf{g}_S \bar{\mathbf{g}}_S^H}{\|\bar{\mathbf{g}}_S\|_2} \right\|_2^2 \right] = M_S N_S \alpha_{SR} \alpha_{RU} (\tau_{SRU} y_{SRU}(\phi) + (1 - \tau_{SRU}) M_R N_R - \frac{M_S N_S - 1}{M_S N_S (K_{SR} + 1)} M_R N_R)$ and $\mathbb{E} \left[\left\| \frac{\mathbf{h}_{SU}^H \bar{\mathbf{g}}_S^H}{\|\bar{\mathbf{g}}_S\|_2} \right\|_2^2 \right] = \alpha_{SU}$. Similarly, we have

$$\begin{aligned} \mathbb{E} \left[\left\| (\mathbf{g}_I + \mathbf{h}_{IU}^H) \frac{1_{M_I N_I}}{\sqrt{M_I N_I}} \right\|_2^2 \right] &= \alpha_{IR} \alpha_{RU} \left(\frac{y_{IRU} \tau_{IRU}}{M_I N_I} y_{IRU}(\phi) \right. \\ &\quad \left. + \left(1 - \tau_{IRU} + \frac{\tau_{IRU} (y_{IRU} - M_I N_I)}{M_I N_I K_{RU}} \right) M_R N_R \right) + \alpha_{IU}. \end{aligned}$$

Thus, we have $C^{(\text{statistic})}(\phi) \leq C_{ub}^{(\text{statistic})}(\phi)$.

APPENDIX C: PROOF OF THEOREM 2

First, we consider Special Case (i). For $Q = \text{instant}$ or statistic , when $M_R = N_R = 1$, $y_{SRU}(\phi) = y_{IRU}(\phi) = 1$ for all ϕ . Thus, we can show the statement for Special Case (i).

Next, we consider Special Case (ii) and Special Case (iii). As $\delta_{SR}^{(h)} = \delta_{IR}^{(h)}$, $\delta_{SR}^{(v)} = \delta_{IR}^{(v)}$, we have $y_{SRU}(\phi) = y_{IRU}(\phi) \triangleq y(\phi)$, where $y_{SRU}(\phi)$ and $y_{IRU}(\phi)$ are given by (14). Thus, by (21), we have $\gamma_{ub}^{(Q)}(\phi) = \frac{A_{SRU,LoS} y(\phi) + A_{SRU,NLoS}^{(Q)} + A_{SU}^{(Q)}}{A_{IRU,LoS}^{(Q)} y(\phi) + A_{IRU,NLoS}^{(Q)} + A_{IU}} \triangleq \tilde{\gamma}_{ub}^{(Q)}(y(\phi))$, i.e., $\gamma_{ub}^{(Q)} = \tilde{\gamma}_{ub}^{(Q)} \circ y$, where \circ denotes the function composition. The derivative of $\tilde{\gamma}_{ub}^{(Q)}$ is given by:

$$\frac{d\tilde{\gamma}_{ub}^{(Q)}}{dy} = \frac{\eta^{(Q)}}{\left(A_{IRU,LoS}^{(Q)} y(\phi) + A_{IRU,NLoS}^{(Q)} + A_{IU} \right)^2}.$$

- Consider Special Case (ii). For $Q = \text{instant}$ or statistic , $\eta^{(Q)} > 0$ implies $\frac{d\tilde{\gamma}_{ub}^{(Q)}}{dy} > 0$. Thus, Problem 1 is equivalent to the following problem:

$$\begin{aligned} &\max_{\phi} y(\phi) \\ &\text{s.t.} \quad (4). \end{aligned}$$

By the triangle inequality, we have:

$$y(\phi) \leq \left(\sum_{m=1}^{M_R} \sum_{n=1}^{N_R} |e^{j\theta_{IRU,m,n} + j\phi_{m,n}}| \right)^2 = M_R^2 N_R^2,$$

where the equality holds when $\theta_{IRU,m,n} + \phi_{m,n} = \alpha$, $m \in \mathcal{M}_R$, $n \in \mathcal{N}_R$, for all $\alpha \in \mathbb{R}$. Thus, we can show the statement for Special Case (ii).

- Consider Special Case (iii). For $Q = \text{instant}$ or $Q = \text{statistic}$, $\eta^{(Q)} < 0$ implies $\frac{d\tilde{\gamma}_{ub}^{(Q)}}{dy} \leq 0$. Thus, Problem 1 is equivalent to the following problem:

$$\begin{aligned} &\min_{\phi} y(\phi) \\ &\text{s.t.} \quad (4). \end{aligned}$$

$y(\phi) = \left| \sum_{m=1}^{M_R} \sum_{n=1}^{N_R} e^{j\theta_{IRU,m,n} + j\phi_{m,n}} \right|^2 \geq 0$, where the equality holds when $e^{j(\theta_{IRU,m,2i-1} + \phi_{m,2i-1})} + e^{j(\theta_{IRU,m,2i} + \phi_{m,2i})} = 0$, $m \in \mathcal{M}_R$, $i = 1, \dots, \frac{N_R}{2}$, i.e., $\phi_{m,2i} - \phi_{m,2i-1} = (2k_i + 1)\pi - (\theta_{IRU,m,2i} - \theta_{IRU,m,2i-1})$ for some $k_i \in \mathbb{Z}$, $m \in \mathcal{M}_R$, $i = 1, \dots, \frac{N_R}{2}$. Thus, we can show the statement for Special Case (iii).

Finally, we consider Special Case (iv). From the proof of the statement for Special Case (ii), we can easily show the statement for Special Case (iv).

$$\begin{aligned}
C_{ub}^{(Q)}(\phi^\dagger) - C_{ub}^{(Q)}(\phi^\dagger + \delta) &= \sum_{k=1}^{M_R} \sum_{l=1}^{N_R} -\delta_{k,l} \frac{\partial C_{ub}^{(Q)}(\bar{\phi}_{k,l})}{\partial \bar{\phi}_{k,l}} \leq \sum_{k=1}^{M_R} \sum_{l=1}^{N_R} |\delta_{k,l}| \left| \frac{\partial C_{ub}^{(Q)}(\bar{\phi}_{k,l})}{\partial \bar{\phi}_{k,l}} \right| \\
&\stackrel{(c)}{\leq} \frac{2\pi M_R N_R \left| A_{IRU,LoS}^{(Q)} \left(A_{SRU,NLoS}^{(Q)} + A_{SU}^{(Q)} \right) - A_{SRU,LoS} \left(A_{IRU,NLoS}^{(Q)} + A_{IU} \right) \right| (M_R N_R - 1)}{2^b \ln 2 \left(A_{IRU,NLoS}^{(Q)} + A_{IU} \right) \left(A_{SRU,NLoS}^{(Q)} + A_{SU}^{(Q)} + A_{IRU,NLoS}^{(Q)} + A_{IU} \right)}
\end{aligned}$$

APPENDIX D: PROOF OF THEOREM 3

First, we consider the special cases. By Theorem 2, we have $y_{SRU}(\phi) = y_{IRU}(\phi) = y(\phi) = 1$ for all ϕ in Special Case (i). Thus, in Special Case (i), $y(\phi^*) = y(\phi^* + \delta)$, implying $\zeta^{(Q)}(\phi^*) = 0$. In addition, by Theorem 2,

$$\begin{aligned}
&(y_{SRU}(\phi^*), y_{IRU}(\phi^*)) \\
&= \begin{cases} (M_R^2 N_R^2, M_R^2 N_R^2), & \text{Special Case (ii),} \\ (0, 0), & \text{Special Case (iii),} \\ (M_R^2 N_R^2, 0), & \text{Special Case (iv),} \end{cases} \quad (45)
\end{aligned}$$

implying

$$C_{ub}^{(Q)}(\phi^*) = \begin{cases} \log_2 \left(1 + \frac{A_{SRU,LoS} M_R^2 N_R^2 + A_{SRU,NLoS}^{(Q)} + A_{SU}^{(Q)}}{A_{IRU,LoS}^{(Q)} M_R^2 N_R^2 + A_{IRU,NLoS}^{(Q)} + A_{IU}} \right), \\ \log_2 \left(1 + \frac{A_{SRU,NLoS}^{(Q)} + A_{SU}^{(Q)}}{A_{IRU,NLoS}^{(Q)} + A_{IU}} \right), \\ \log_2 \left(1 + \frac{A_{SRU,LoS} M_R^2 N_R^2 + A_{SRU,NLoS}^{(Q)} + A_{SU}^{(Q)}}{\sigma^2} \right). \end{cases} \quad (46)$$

From the proof for Theorem 2, $y_{SRU}(\phi) = y_{IRU}(\phi) = y(\phi)$ for all ϕ in Special Cases (ii) and (iii), and $\gamma_{ub}^{(Q)}(\phi)$ increases with $y(\phi)$ in Special Case (ii) and decreases with $y(\phi)$ in Special Case (iii). Then, in Special Case (ii), $C_{ub}^{(Q)}(\phi^* + \delta) \geq \log_2 \left(1 + \frac{4 \left\lceil \frac{M_R N_R - 1}{2} \right\rceil^2 A_{SRU,LoS} \cos^2 \frac{2\pi}{2^{b+1}} + A_{SRU,NLoS}^{(Q)} + A_{SU}^{(Q)}}{4 \left\lceil \frac{M_R N_R - 1}{2} \right\rceil^2 A_{IRU,LoS}^{(Q)} \cos^2 \frac{2\pi}{2^{b+1}} + A_{IRU,NLoS}^{(Q)} + A_{IU}} \right)$, where the inequality is due to that $\gamma_{ub}^{(Q)}(\phi)$

increases with $y(\phi)$ and $\left| \sum_{n=1}^{N_R} \sum_{m=1}^{M_R} e^{j\delta_{m,n}} \right| \geq \left| \left\lceil \frac{M_R N_R - 1}{2} \right\rceil \left(e^{j\frac{2\pi}{2^{b+1}}} + e^{-j\frac{2\pi}{2^{b+1}}} \right) \right| = 4 \left\lceil \frac{M_R N_R - 1}{2} \right\rceil^2 \cos^2 \left(\frac{\pi}{2^b} \right)$. In Special Case (iii), $C_{ub}^{(Q)}(\phi^* + \delta) \geq \log_2 \left(1 + \frac{4 \left\lceil \frac{M_R N_R - 1}{2} \right\rceil^2 A_{SRU,LoS} \sin^2 \frac{2\pi}{2^{b+1}} + A_{SRU,NLoS}^{(Q)} + A_{SU}^{(Q)}}{4 \left\lceil \frac{M_R N_R - 1}{2} \right\rceil^2 A_{IRU,LoS}^{(Q)} \sin^2 \frac{2\pi}{2^{b+1}} + A_{IRU,NLoS}^{(Q)} + A_{IU}} \right)$, where the inequality is due to that $\gamma_{ub}^{(Q)}(\phi)$ decreases with $y(\phi)$ and $\left| \sum_{n=1}^{N_R} \sum_{m=1}^{M_R} (-1)^{m+n} e^{j\delta_{m,n}} \right| \leq \left| \left\lceil \frac{M_R N_R - 1}{2} \right\rceil \left(e^{j\frac{2\pi}{2^{b+1}}} - e^{-j\frac{2\pi}{2^{b+1}}} \right) \right| = 4 \left\lceil \frac{M_R N_R - 1}{2} \right\rceil^2 \sin^2 \left(\frac{\pi}{2^b} \right)$. In Special Case (iv), by (24), $C_{ub}^{(Q)}(\phi^* + \delta) \geq \log_2 \left(1 + \frac{4 \left\lceil \frac{M_R N_R - 1}{2} \right\rceil^2 A_{SRU,LoS} \sin^2 \frac{2\pi}{2^{b+1}} + A_{SRU,NLoS}^{(Q)} + A_{SU}^{(Q)}}{\sigma^2} \right)$.

Thus, by (46), we can show (30), (31) and (32).

Next, we consider the general case. By mean value theorem, $\zeta^{(Q)}(\phi^\dagger)$ can be upper bounded as shown at the top of the page, where $\bar{\phi}_{k,l}$ is between $\phi_{k,l}^\dagger$ and $\phi_{k,l}^\dagger + \delta_{k,l}$ for all $k \in \mathcal{M}_R, l \in \mathcal{N}_R$, and (c) is due to $|\delta_{k,l}| \leq \frac{2\pi}{2^{b+1}}$.

Finally, we show the monotonicity of each upper bound. It is obvious that the upper bounds in (32) and (33) decrease with b . We know that $\frac{4 \left\lceil \frac{M_R N_R - 1}{2} \right\rceil^2 A_{SRU,LoS} y + A_{SRU,NLoS}^{(Q)} + A_{SU}^{(Q)}}{4 \left\lceil \frac{M_R N_R - 1}{2} \right\rceil^2 A_{IRU,LoS}^{(Q)} y + A_{IRU,NLoS}^{(Q)} + A_{IU}}$ increases with y in Special Case (ii) and decreases with y in Special Case (iii). Thus, the upper bounds in (30) and (31) decrease with b .

APPENDIX E: PROOF OF THEOREM 4

First, we consider $\xi_{>}^{(Q)} > 0$. By (21),

$$\begin{aligned}
&\gamma_{ub}^{(Q)}(\phi^*) - \gamma_{no,ub}^{(Q)} \stackrel{(a)}{\geq} \gamma_{ub}^{(Q)}(\tilde{\phi}) - \gamma_{no,ub}^{(Q)} \\
&\stackrel{(b)}{=} \frac{A_{SRU,LoS} M_R^2 N_R^2 + A_{SRU,NLoS}^{(Q)} + A_{SU}^{(Q)}}{A_{IRU,LoS}^{(Q)} y_{IU}(\tilde{\phi}) + A_{IRU,NLoS}^{(Q)} + A_{IU}} - \frac{A_{SU}^{(Q)}}{A_{IU}} \\
&\stackrel{(c)}{\geq} \frac{A_{SRU,LoS} M_R^2 N_R^2 + A_{SRU,NLoS}^{(Q)} + A_{SU}^{(Q)}}{A_{IRU,LoS}^{(Q)} M_R^2 N_R^2 + A_{IRU,NLoS}^{(Q)} + A_{IU}} - \frac{A_{SU}^{(Q)}}{A_{IU}} \\
&= \frac{\zeta_{>}^{(Q)}}{\left(A_{IRU,LoS}^{(Q)} M_R^2 N_R^2 + A_{IRU,NLoS}^{(Q)} + A_{IU} \right) A_{IU}}, \quad (47)
\end{aligned}$$

where $\tilde{\phi} = \Lambda(\alpha - \theta_{SRU,m,n})$, $m \in \mathcal{M}_R, n \in \mathcal{N}_R$ for all $\alpha \in \mathbb{R}$, (a) is due to the optimality of ϕ^* , (b) is due to $y_{SRU}(\tilde{\phi}) = M_R^2 N_R^2$, and (c) is due to $y_{IRU}(\phi) \leq M_R^2 N_R^2$ for all ϕ . By (47), we know $\zeta_{>}^{(Q)} > 0$ implies $\gamma_{ub}^{(Q)}(\phi^*) > \gamma_{no,ub}^{(Q)}$. Next, we consider $\xi_{<}^{(Q)} < 0$. By (21),

$$\begin{aligned}
&\gamma_{ub}^{(Q)}(\phi^*) - \gamma_{no,ub}^{(Q)} \\
&\stackrel{(d)}{\leq} \frac{A_{SRU,LoS} M_R^2 N_R^2 + A_{SRU,NLoS}^{(Q)} + A_{SU}^{(Q)}}{A_{IRU,LoS}^{(Q)} y_{IRU}(\phi^*) + A_{IRU,NLoS}^{(Q)} + A_{IU}} - \frac{A_{SU}^{(Q)}}{A_{IU}} \\
&\stackrel{(e)}{\leq} \frac{A_{SRU,LoS} M_R^2 N_R^2 + A_{SRU,NLoS}^{(Q)} + A_{SU}^{(Q)}}{A_{IRU,NLoS}^{(Q)} + A_{IU}} - \frac{A_{SU}^{(Q)}}{A_{IU}} \\
&= \frac{\zeta_{<}^{(Q)}}{\left(A_{IRU,NLoS}^{(Q)} + A_{IU} \right) A_{IU}}, \quad (48)
\end{aligned}$$

where (d) is due to $y_{SRU}(\phi^*) \leq M_R^2 N_R^2$ (by Theorem 2), and (e) is due to $y_{IRU}(\phi) \geq 0$ for all ϕ . By (48), we know $\zeta_{<}^{(Q)} < 0$ implies $\gamma_{ub}^{(Q)}(\phi^*) < \gamma_{no,ub}^{(Q)}$.

REFERENCES

- [1] Y. Jia, C. Ye, and Y. Cui, "Analysis and optimization of an Intelligent Reflecting Surface-assisted System with Interference," in *Proc. of 2020 IEEE ICC*, Jun. 2020, pp. 1-6, doi: 10.1109/ICC40277.2020.9148666.
- [2] Q. Wu and R. Zhang, "Towards Smart and Reconfigurable Environment: Intelligent Reflecting Surface Aided Wireless Network," *IEEE Commun. Mag.*, vol. 58, no. 1, pp. 106-112, Jan. 2020.

- [3] E. Basar, M. Di Renzo, J. De Rosny, M. Debbah, M. Alouini, and R. Zhang, "Wireless communications through reconfigurable intelligent surfaces," *IEEE Access*, vol. 7, pp. 116 753–116 773, Aug. 2019.
- [4] X. Tan, Z. Sun, J. M. Jornet, and D. Pados, "Increasing indoor spectrum sharing capacity using smart reflect-array," in *Proc. of 2016 IEEE ICC*, May 2016, pp. 1–6.
- [5] X. Tan, Z. Sun, D. Koutsonikolas, and J. M. Jornet, "Enabling indoor mobile millimeter-wave networks based on smart reflect-arrays," in *Proc. of IEEE INFOCOM 2018*, Apr. 2018, pp. 270–278.
- [6] B. Zheng and R. Zhang, "Intelligent Reflecting Surface-Enhanced OFDM: Channel Estimation and Reflection Optimization," *IEEE Commun. Lett.*, vol. 9, no. 4, pp. 518–522, Apr. 2020.
- [7] D. Mishra and H. Johansson, "Channel estimation and low-complexity beamforming design for passive intelligent surface assisted miso wireless energy transfer," in *Proc. of 2019 ICASSP*, May 2019, pp. 4659–4663.
- [8] C. You, B. Zheng, and R. Zhang, "Intelligent reflecting surface with discrete phase shifts: Channel estimation and passive beamforming," *arXiv preprint arXiv:1911.03916*, Dec. 2019.
- [9] Z. He and X. Yuan, "Cascaded Channel Estimation for Large Intelligent Metasurface Assisted Massive MIMO," *IEEE Commun. Lett.*, vol. 9, no. 2, pp. 210–214, Feb. 2020.
- [10] G. Yang, X. Xu, and Y.-C. Liang, "Intelligent reflecting surface assisted non-orthogonal multiple access," *arXiv preprint arXiv:1907.03133*, Dec. 2019.
- [11] H. Guo, Y. Liang, J. Chen and E. G. Larsson, "Weighted Sum-Rate Maximization for Reconfigurable Intelligent Surface Aided Wireless Networks," *IEEE Trans. Wireless Commun.*, vol. 19, no. 5, pp. 3064–3076, May 2020.
- [12] Q. Wu and R. Zhang, "Weighted Sum Power Maximization for Intelligent Reflecting Surface Aided SWIPT," *IEEE Commun. Lett.*, vol. 9, no. 5, pp. 586–590, May 2020.
- [13] X. Yu, D. Xu, and R. Schober, "MISO wireless communication systems via intelligent reflecting surfaces : (invited paper)," in *Proc. of 2019 IEEE/CIC ICC*, Aug. 2019, pp. 735–740.
- [14] X. Yu, D. Xu and R. Schober, "Enabling Secure Wireless Communications via Intelligent Reflecting Surfaces," in *Proc. of 2019 GLOBECOM*, Dec. 2019, pp. 1–6.
- [15] C. Huang, A. Zappone, G. C. Alexandropoulos, M. Debbah, and C. Yuen, "Reconfigurable intelligent surfaces for energy efficiency in wireless communication," *IEEE Trans. Wireless Commun.*, vol. 18, no. 8, pp. 4157–4170, Aug. 2019.
- [16] Q. Wu and R. Zhang, "Intelligent Reflecting Surface Enhanced Wireless Network via Joint Active and Passive Beamforming," *IEEE Trans. Wireless Commun.*, vol. 18, no. 11, pp. 5394–5409, Nov. 2019.
- [17] C. Guo, Y. Cui, F. Yang and L. Ding, "Outage Probability Analysis and Minimization in Intelligent Reflecting Surface-Assisted MISO Systems," *IEEE Commun. Lett.*, Feb. 2020.
- [18] Z. Zhang, Y. Cui, F. Yang, and L. Ding, "Analysis and optimization of outage probability in multi-intelligent reflecting surface-assisted systems," *arXiv preprint arXiv:1909.02193*, 2019.
- [19] Y. Han, W. Tang, S. Jin, C. Wen, and X. Ma, "Large intelligent surface-assisted wireless communication exploiting statistical csi," *IEEE Trans. Veh. Technol.*, vol. 68, no. 8, pp. 8238–8242, Aug. 2019.
- [20] Q. Nadeem, A. Kammoun, A. Chaaban, M. Debbah and M. Alouini, "Asymptotic Max-Min SINR Analysis of Reconfigurable Intelligent Surface Assisted MISO Systems," *IEEE Trans. Wireless Commun.*, Apr. 2020.
- [21] T. Jiang and Y. Shi, "Over-the-Air Computation via Intelligent Reflecting Surfaces," in *Proc. of 2019 GLOBECOM*, Dec. 2019, pp. 1–6.
- [22] H. Shen, W. Xu, S. Gong, Z. He, and C. Zhao, "Secrecy rate maximization for intelligent reflecting surface assisted multi-antenna communications," *IEEE Commun. Lett.*, vol. 23, no. 9, pp. 1488–1492, Sep. 2019.
- [23] J. Chen, Y. Liang, Y. Pei and H. Guo, "Intelligent Reflecting Surface: A Programmable Wireless Environment for Physical Layer Security," *IEEE Access*, vol. 7, pp. 82599–82612, Jun. 2019.
- [24] M. Cui, G. Zhang and R. Zhang, "Secure Wireless Communication via Intelligent Reflecting Surface," *IEEE Commun. Lett.*, vol. 8, no. 5, pp. 1410–1414, Oct. 2019.
- [25] W. Yan, X. Yuan and X. Kuai, "Passive Beamforming and Information Transfer via Large Intelligent Surface," *IEEE Commun. Lett.*, vol. 9, no. 4, pp. 533–537, Apr. 2020.
- [26] C. Pan et al., "Intelligent Reflecting Surface Aided MIMO Broadcasting for Simultaneous Wireless Information and Power Transfer," *IEEE J. Sel. Areas Commun.*, Jun. 2020.
- [27] C. Pan et al., "Multicell MIMO Communications Relying on Intelligent Reflecting Surfaces," *IEEE Trans. Wireless Commun.*, May 2020.
- [28] H. L. Van Trees, *Optimum array processing: Part IV of detection, estimation, and modulation theory*. John Wiley & Sons, 2004.
- [29] T. M. Cover and J. A. Thomas, *Elements of information theory*. John Wiley & Sons, 2012.
- [30] P. Richtárik and M. Takáč, "Parallel coordinate descent methods for big data optimization," *Mathematical Programming*, vol. 156, no. 1, pp. 433–484, Mar 2016. [Online]. Available: <https://doi.org/10.1007/s10107-015-0901-6>



Yuhang Jia received the B.S. degree in Qingdao University, China, in 2019. He is currently pursuing the master's degree with the Department of Electronic Engineering, Shanghai Jiao Tong University, China. His research interests include intelligent reflecting surface and convex optimization.



Chencheng Ye received the B.S. degree in Shanghai Jiao Tong University, China, in 2018. He is currently pursuing the master's degree with the Department of Electronic Engineering, Shanghai Jiao Tong University, China. His research interests include cache-enabled wireless network, VR video transmission and convex optimization.



Ying Cui received the B.E. degree in electronic and information engineering from Xi'an Jiao Tong University, China, in 2007, and the Ph.D. degree in electronic and computer engineering from the Hong Kong University of Science and Technology (HKUST), Hong Kong, in 2011. From 2012 to 2013, she was a Post-Doctoral Research Associate with the Department of Electrical and Computer Engineering, Northeastern University, Boston, MA, USA. From 2013 to 2014, she was a Post-Doctoral Research Associate with the Department of Electrical Engineering and Computer Science, Massachusetts Institute of Technology (MIT), Cambridge, MA. Since 2015, she has been an Associate Professor with the Department of Electronic Engineering, Shanghai Jiao Tong University, China. Her current research interests include optimization, cache-enabled wireless networks, mobile edge computing, and delay-sensitive cross-layer control. She was selected to the Thousand Talents Plan for Young Professionals of China in 2013. She was a recipient of the Best Paper Award at IEEE ICC, London, U.K., June 2015. She serves as an Editor for IEEE TRANSACTIONS ON WIRELESS COMMUNICATIONS.