

Gravitational Lensing in Rotating and Twisting Universes

O. Gurtug,^{1,*} M. Mangut,^{2,†} and M. Halilsoy^{2,‡}

¹*T. C. Maltepe University, Faculty of Engineering and Natural Sciences, 34857, Istanbul -Turkey*

²*Department of Physics, Faculty of Arts and Sciences,
Eastern Mediterranean University, Famagusta, North Cyprus via Mersin 10, Turkey*

Gravitational lensing caused by the gravitational field of massive objects has been being studied and acknowledged for a long period of time. In this paper, however, we propose a different mechanism where the bending of light stems from the non-linear interaction of gravitational, electromagnetic and axion waves that creates the high curvature zone in the space-time fabric. The striking distinction in the present study is that in contrast to the convex lensing in the gravitational field of a massive object, hyperbolic nature of the high curvature zone may give rise to concave lensing.

PACS numbers: 95.30.Sf, 98.62.Sb

Keywords: Gravitational lensing

I. INTRODUCTION

The experimental observation of gravitational waves has opened a new window to understand the universe in a more global scale. From the first observation to date, it is understood that our universe contains propagating gravitational waves. According to the Einstein's general relativity theory, these gravitational waves, alone or coupled with electromagnetic (em) waves, do not pass through each other without a significant interaction. Their interaction is nonlinear and therefore influences the fabric of space-time. The remarkable influence is the high curvature zone. As a consequence, any massive or massless particle that moves in such a region might be affected.

Bending of light while passing near a massive object such as a star or black hole is a well-known, one century old problem named as gravitational lensing. This is due to the fact that light has energy which is equivalent to mass and is attracted by another mass as a requirement of gravity. In particular, when light passes near a highly massive star, the deflection angle becomes significant enough to be detected by telescopes.

The purpose of this study is to introduce another mechanism rather than the gravitational field of a massive object that leads to gravitational lensing. This mechanism incorporates with the high curvature zone of space-time. In such space-times there is no definite center, thus any chosen point can act for the purpose and all deflections are computed with respect to that center. The nonlinear interaction (or collision) of gravitational, em and axion waves produces high curvature regions that are isometrically transformable to the spherical coordinates in which the bending angle calculations become more tractable.

Our first example in this direction is the rotating Bertotti-Robinson (RBR) space-time [1, 2], which is isometric to the collision of two cross polarized em waves [3, 4]. It has been known that the collision of two linearly polarized em waves, the so-called Bell-Szekers (BS) solution [5], can be transformed into the Bertotti-Robinson (BR) space-time [6] which is isotropic and conformally flat (CF), so that light remains undeflected. However, the nonlinear interaction of the cross polarized em waves is locally isometric to the RBR space-time. The cross polarized nature of the waves that participate in the collision breaks the isotropy and induces a cross term in the metric and naturally deflects the light. In other words, the cross term amounts to a non-zero Weyl curvature which behaves like a mass term. The reason that we take collision of em waves into account can be summarized as follows: If we follow the Big Bang at the end of a period of nearly 400.000 years, em interaction was switched on to allow strong collision of such waves to shape the future of the newly born universe. Further expansion naturally cooled down the em radiation to form the present patterns of cosmic microwave background (CMB) radiation. The energy density of em radiation which is described by the Newman-Penrose (NP) [7] quantity Φ_{11} is dependent on the angle that can be plotted to exhibit the non-isotropy as a function of an angular variable. In particular, via an observation by a differential interval of

*Electronic address: ozaygurtug@maltepe.edu.tr

†Electronic address: mert.mangut@emu.edu.tr

‡Electronic address: mustafa.halilsoy@emu.edu.tr

very small angle, such as $0 < \Delta\theta < 1$ in degrees, the energy distribution can be plotted to show the variation. Such a distribution may be compared with the energy density of the CMB radiation. Note, however, that the general distribution depends on more factors, whereas in our present model we take only the rotational effects into account to distort the isometry.

Our second example consists of the space-time formed by the collision of em waves coupled to an axion field [8]. The axion also induces a cross term in the metric to bend the light. Applying a coordinate transformation to the em-axion problem, we obtain once more a non-isotropic space-time and we find in such a space-time the bending angle of light. It is interesting that light bending in this problem is provided entirely by the axion field. Vanishing of the axion field reduces the space-time once more to the isotropic BR in which the light shows no deflection. This particular example of axion is also important in the sense that axion is considered to contribute to the dark matter. Looking to the problem from the other direction, detection of deflection of light in such a space-time may be helpful in detection of the axion.

The last example that we shall consider within this context consists of the Newman-Unti-Tamburino (NUT) space-time [9]. In a previous study, the NUT parameter was interpreted as the twist of the empty space-time [10]. As the off-diagonal metric component gave rise to light deflection, the twist property of space-time also creates bending of light in the empty space. Let us note that apart from the twist interpretation, the NUT parameter can be interpreted as a gravito magnetic mass [11], as an extension of the Schwarzschild mass. Naturally, the latter also leads to the effect of empty space bending due to the curvature of the space-time. Expectedly, as the NUT parameter vanishes, one recovers the result of light bending nearby a Schwarzschild black hole, a well-known result.

One important distinction in the present study is that although masses are always attractive and give rise to convex lensing, in our examples, the lensing can also be concave. That is, the null geodesics are deflected in the outward direction by the rotation/twist that induces hyperbolic property to the space-time. For instance, in the case of the NUT space-time, if the NUT parameter is smaller / larger than the angular momentum parameter, then accordingly we encounter with a convex / concave type bending for the light trajectory. Similarly, the rotation parameter of BR may shift the character of light bending due to the presence of axion.

Our method of finding light bending is based on the method developed by Rindler and Ishak [12], which has been employed previously in different examples [13–16]. In section II, we give a brief review of this formalism. In analogy with the Kepler's problem of Newtonian mechanics, we project the orbits onto the $\theta = \pi/2$ plane and express the $u = \frac{1}{r}$ as a function of azimuthal angle φ . Our case is just for the light orbits, as null geodesics which can be developed perturbatively in terms of φ .

Organization of the paper is as follows. In Section II, we review the general formalism of bending angle calculation in rotating/twisting geometries. Specific examples are given in Sec. III, such as rotating BR, axionic BR and twisting NUT spacetimes. We complete the paper with results and discussions in Section IV.

II. GENERAL FORMALISM OF THE BENDING ANGLE OF LIGHT FOR ROTATING GEOMETRIES

Among the others, the method proposed by Rindler and Ishak (RI) [12] for calculating the bending angle of light has been found more powerful, especially, when one wishes to display the effect of the background fields to the gravitational lensing. In this section, we extend this method to cover the metrics that describe rotating fields. The form of the metric that we will be interested in for the rotating geometries is defined at the equatorial plane as

$$ds^2 = f(r)dt^2 + 2g(r)dtd\varphi - h(r)dr^2 - p(r)d\varphi^2. \quad (1)$$

The method of RI incorporates with the inner product of two vectors that remains invariant under the rotation of coordinate systems. As a result, the angle between two coordinate directions d and δ , as shown in Fig. 1, is given by the invariant formula

$$\cos(\psi) = \frac{d^i \delta_i}{\sqrt{(d^i d_i)(\delta^j \delta_j)}} = \frac{g_{ij} d^i \delta^j}{\sqrt{(g_{ij} d^i d^j)(g_{kl} \delta^k \delta^l)}}. \quad (2)$$

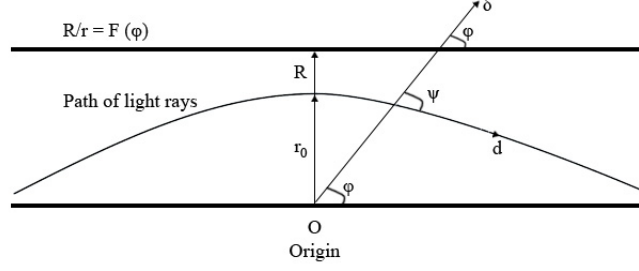


FIG. 1: The orbital map of the light rays corresponding to Eq.(6). The one-sided bending angle is defined from this map as $\epsilon = \psi - \varphi$. The upper thick straight line represents the undeflected light rays described by the solution of the homogeneous part of the Eq.(6). The function $F(\varphi)$ is found to be $e^{\omega\varphi}$ and e^φ for the RBR and em-axion case respectively. In the case of twisting NUT universe, the function $F(\varphi)$ for small NUT parameter is $\sin(\delta\varphi)$ and for large NUT parameter it reads $e^{\zeta\varphi}$.

In this formula, g_{ij} stands for the metric tensor of the constant time slice of the metric (1). In this method, the orbital plane of the light rays is defined by introducing a two-dimensional curved (r, φ) space, which is defined simultaneously at the equatorial plane (when $\theta = \pi/2$) and a constant time slice,

$$dl^2 = h(r)dr^2 + p(r)d\varphi^2. \quad (3)$$

The constants of motion related to the null geodesics in the considered rotating spacetime are

$$\frac{dt}{d\lambda} = \left[\frac{-p(r)}{K(r)} \right] E + \left[\frac{g(r)}{K(r)} \right] l, \quad \frac{d\varphi}{d\lambda} = \frac{-g(r)E - f(r)l}{K(r)}, \quad (4)$$

in which λ stands for the parameter other than proper time and $K(r) = g^2(r) + p(r)f(r)$. From these conserved quantities, we obtain

$$\left(\frac{dr}{d\varphi} \right)^2 = \frac{K(r)}{h(r)[g(r)E + f(r)l]^2} [p(r)E^2 - f(r)l^2 - 2g(r)lE], \quad (5)$$

where E and l represent energy and angular momentum constants, respectively. It has been found more practical to introduce a new variable u , such that, $u = \frac{1}{r}$. Using this transformation, Eq.(5) leads to

$$\frac{d^2u}{d\varphi^2} = 2u^3\kappa(u) + \frac{u^4}{2} \frac{d\kappa(u)}{du}, \quad (6)$$

in which $\kappa(u) = \frac{K(r)}{h(r)[g(r)E + f(r)l]^2} [p(r)E^2 - f(r)l^2 - 2g(r)lE]$. The solution of Eq.(6) will be used to define another equation in the following way

$$A(r, \varphi) \equiv \frac{dr}{d\varphi}. \quad (7)$$

If the direction of the orbit is denoted by d and that of the coordinate line $\varphi = \text{constant}$ δ , we have

$$\begin{aligned} d &= (dr, d\varphi) = (A, 1) d\varphi & d\varphi < 0, \\ \delta &= (\delta r, 0) = (1, 0) \delta r. \end{aligned} \quad (8)$$

Using these definitions in (2), we get

$$\tan(\psi) = \frac{[h^{-1}(r)p(r)]^{1/2}}{|A(r, \varphi)|}. \quad (9)$$

Then, the one-sided bending angle is defined as $\epsilon = \psi - \varphi$.

III. EXAMPLES OF GRAVITATIONAL LENSING IN ROTATING GEOMETRIES

A. The Rotating Bertotti - Robinson Space-Time

The Bertotti - Robinson space-time is the sole conformally flat solution of the Einstein - Maxwell equations, which describes the universe filled with uniform non-null electromagnetic field. It is non-null as $F_{\mu\nu}F^{\mu\nu} \neq 0$ and uniform because the Ricci scalar Φ_{11} is constant. The rotating version of the BR solution was obtained by Carter [1], and the related solution is described by the metric [2]

$$ds^2 = \frac{F(\theta)}{r^2} \left[dt^2 - dr^2 - r^2 d\theta^2 - \frac{r^2 \sin^2 \theta}{F^2(\theta)} \left(d\varphi - \frac{q}{r} dt \right)^2 \right], \quad (10)$$

where a is the constant rotation parameter, $F(\theta) = 1 + a^2(1 + \cos^2(\theta))$ and $q = 2a\sqrt{1 + a^2}$.

The physical description of this solution is achieved via the Newman - Penrose (NP) formalism. The set of proper null tetrads 1 - form is given by

$$\begin{aligned} l &= \frac{\sqrt{F(\theta)}}{2\sqrt{2}r} (dt - dr), \\ n &= \frac{2\sqrt{F(\theta)}}{\sqrt{2}r} (dt + dr), \\ m &= \frac{i\sqrt{F(\theta)}}{\sqrt{2}} + \frac{\sin(\theta)}{\sqrt{2F(\theta)}} \left(\frac{2a}{r} \sqrt{1 + a^2} dt - d\varphi \right). \end{aligned} \quad (11)$$

The non-zero Weyl and Ricci scalars are

$$\begin{aligned} \Psi_2 &= \frac{a^2}{F^3(\theta)} \left[(1 + a^2)\cos(2\theta) + a^2\cos^2(\theta) - \frac{i}{a}\sqrt{1 + a^2}\cos(\theta) (1 + 2a^2 + a^2\sin^2(\theta)) \right], \\ \Phi_{11} &= \frac{1}{4F^2(\theta)}. \end{aligned} \quad (12)$$

The contribution of rotation parameter a to the Weyl and Ricci scalars indicates that the resulting space-time character is of Petrov type - D. Furthermore, the rotation parameter breaks the uniform nature of the em field. This non-uniformity in the em field creates an anisotropy when compared to the non-rotating BR solution. The change in the em energy density of anisotropy between $\theta = 0^\circ$ and $\theta = 1^\circ$ directions can be found by

$$\Delta\Phi_{11} = \Phi_{11}(\theta = 1^\circ) - \Phi_{11}(\theta = 0^\circ) = \frac{0.0025a^2}{(1 + 1.99a^2)(1 + 2a^2)}. \quad (13)$$

The variation in the em energy density is plotted in Fig.2, against the rotation parameter a . From (12), we can easily compute the maximum anisotropy by comparing the distribution of energy density along $\theta = 0$ and $\theta = \pi/2$. By doing so, we obtain

$$\frac{\Phi_{11}(\theta = 0)}{\Phi_{11}(\theta = \pi/2)} = \left(\frac{1 + a^2}{1 + 2a^2} \right)^2, \quad (14)$$

which suggests that for fast rotations ($a \rightarrow \infty$), the maximum anisotropy is of the order 1/4. Stated otherwise, if our universe is governed entirely by rotating em radiation, the maximum possible distortion along the z -axis is 1/4 times the distortion along the equatorial direction. This is not unusual, as the rotational effects create bulges in the $\theta = \pi/2$ plane compared with the $\theta = 0$ direction in analogy with the flattening of the rotating Earth.

This anisotropy in the electromagnetic field influences the light rays that propagates within it. To show this effect, we calculate the bending angle of light, by using the method of RI.

By using Eq.(6), we get

$$\frac{d^2u}{d\varphi^2} - \left[\frac{qE^3}{(1 + a^2)^3\gamma^3(u)} \right] u = - \left[\frac{l}{(1 + a^2)\gamma(u)} + \frac{4aEl}{(1 + a^2)^{3/2}\gamma^3(u)} \right] u^2 - \left[\frac{qE(1 + l^2 - 3a^2l^2)}{(1 + a^2)^2\gamma^3(u)} + \frac{1}{(1 + a^2)\gamma^2(u)} \right] u^3, \quad (15)$$

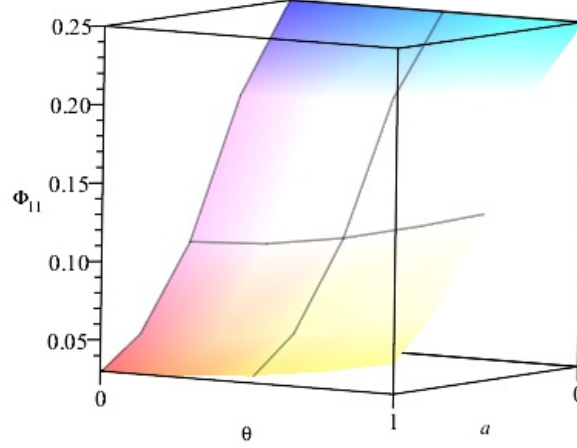


FIG. 2: The plot of energy density $\Phi_{11} = \frac{1}{4F^2(\theta)}$, as a function of θ and a where $F(\theta) = 1 + a^2(1 + \cos^2(\theta))$

where $\gamma(u) = \frac{qE}{1+a^2} + \frac{l}{1+a^2} ((1+a^2)^2 - q^2) u$.
 Since $u \ll 1$, Eq.(15) simplifies to

$$\frac{d^2u}{d\varphi^2} - \omega^2 u = -\mu u^2 - \nu u^3, \quad (16)$$

where $\omega = \frac{1}{q}$, $\mu = \frac{l}{qE} + \frac{4al(1+a^2)^{3/2}}{q^3}$ and $\nu = \frac{(1+a^2)(2+l^2-3a^2l^2)}{E^2q^2}$.

The first approximate solution, $u = \frac{e^{\omega\varphi}}{R}$, is the solution of the homogeneous part of Eq.(16). This solution corresponds to the undeflected line. If this solution is substituted back in Eq.(16), the perturbed solution for u is obtained as

$$u(\varphi) = \frac{e^{\omega\varphi}}{R} + \frac{\nu}{8\omega^2 R^3} e^{3\omega\varphi} + \frac{\mu}{3\omega^2 R^2} e^{2\omega\varphi}, \quad (17)$$

and the Eq.(7) becomes

$$A(r, \varphi) = -r^2 \left[\frac{\omega}{R} e^{\omega\varphi} + \frac{3\nu}{8\omega R^3} e^{3\omega\varphi} + \frac{2\nu}{3\omega R^2} e^{2\omega\varphi} \right]. \quad (18)$$

Here R is a constant parameter related to the physically meaningful area distance r_0 of the closest approach calculated at $\varphi = \pi/2$ which is found to be

$$\frac{1}{r_0} = \frac{e^{\omega\pi/2}}{R} - \frac{\nu}{8\omega^2 R^3} e^{3\omega\pi/2} - \frac{\mu}{3\omega^2 R^2} e^{\omega\pi}. \quad (19)$$

We calculate the bending angle when $\varphi = 0$ that corresponds to a large distance from the source. This small angle approximation leads us to set $\tan \psi \approx \psi_0$. For this particular case, we found

$$r \approx R, \quad A(r, \varphi = 0) \approx -\omega R, \quad (20)$$

so that, the one - sided bending angle becomes

$$\epsilon = \psi_0 = \frac{1}{\omega R^2} = \frac{q}{R^2} = \frac{2a\sqrt{1+a^2}}{R^2}. \quad (21)$$

The effect of rotation on the bending angle of light is depicted in Fig.3.

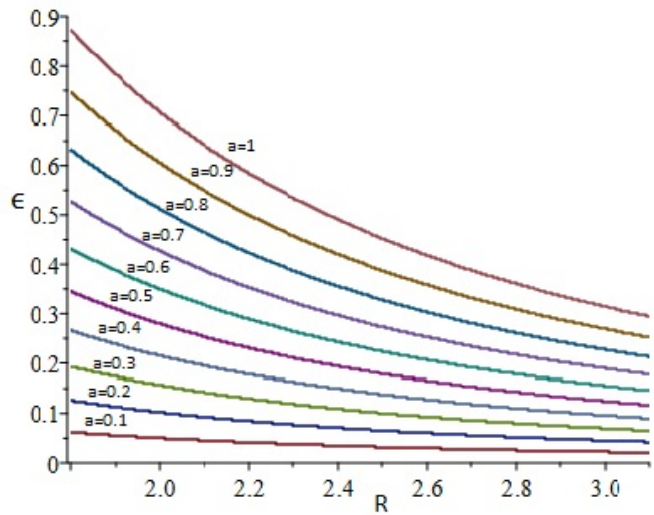


FIG. 3: Variation of the bending angle both as a function of rotation parameter a and the distance R . Evidently, rotation of the universe increases the bending angle, which is expected.

B. Rotating Axion - coupled Electromagnetic Field

The singularity-free colliding gravitational wave solution coupled with axion field was given in [8]. The interaction region represents the solution of Einstein-Maxwell-dilaton-axion equations in the limit of zero dilaton field. The obtained solution reduces to the Bell-Szekeres (BS) solution, which describes the non-linear interaction of shock em waves in the absence of axion field. The remarkable feature of the BS solution is that the interaction region is locally isometric to the part of the BR solution. The resulting metric that describes the collision of em field coupled with axion is given by

$$ds^2 = 2dudv - \Delta dy^2 - \delta(dx + q_0\tau dy)^2, \quad (22)$$

in which the used notations represent

$$\Delta = 1 - \tau^2, \quad \delta = 1 - \sigma^2, \quad \tau = \sin(au\theta(u) + bv\theta(v)), \sigma = \sin(au\theta(u) - bv\theta(v)) \quad \text{and} \quad q_0 = \text{constant}. \quad (23)$$

Here, (u, v) are the double null coordinates, (a, b) are the constant electromagnetic parameters, $(\theta(u), \theta(v))$ are the unit step functions and (τ, σ) are the prolate coordinates. The constant parameter q_0 is related to the axion field and the physically acceptable solution to the field equations are obtained when $q_0 = 1$. If we set $q_0 = 0$, the axion vanishes and the solution reduces to BS solution. The metric in (τ, σ, x, y) coordinates becomes

$$ds^2 = \frac{1}{2ab} \left(\frac{d\tau^2}{\Delta} - \frac{d\sigma^2}{\delta} \right) - \Delta dy^2 - \delta(dx + \tau dy)^2. \quad (24)$$

The metric in the usual (t, r, θ, φ) coordinates is obtained via the following transformations

$$\tau = \frac{1}{2r}(r^2 - t^2 + 1), \quad \sigma = \cos \theta, \quad \tanh y = \frac{1}{2t}(r^2 - t^2 - 1), \quad x = \varphi - \frac{1}{2} \ln \left| \frac{(r+t)^2 - 1}{(r-t)^2 - 1} \right|, \quad (25)$$

from which we have removed the overall constant factor $1/2ab$ by metric scaling. This transformation leads us to express the resulting metric in the BR form as

$$ds^2 = \frac{1}{r^2} \left[dt^2 - dr^2 - r^2 d\theta^2 - r^2 \sin^2 \theta \left(d\varphi - \frac{1}{r} dt \right)^2 \right]. \quad (26)$$

This metric represents a space-time filled with em field coupled to an axion field. Next, we calculate the contribution of a mixture of these fields to the bending angle of light. As before, we start our calculation with Eq.(6), which yields

$$\frac{d^2u}{d\varphi^2} - u = -\alpha u^2 - \beta u^3. \quad (27)$$

where $\alpha = \frac{l}{E}$ and $\beta = \frac{(2+l^2)}{E^2}$.

The homogeneous part of Eq.(27) has a solution of the form $u = \frac{e^\varphi}{R}$, This solution is substituted back into Eq.(27) and the perturbed resulting solution for u is obtained as

$$u(\varphi) = \frac{e^\varphi}{R} + \frac{\beta}{8R^3}e^{3\varphi} + \frac{\alpha}{3R^2}e^{2\varphi}, \quad (28)$$

and the Eq.(7) becomes

$$A(r, \varphi) = -r^2 \left[\frac{1}{R}e^\varphi + \frac{3\nu}{8R^3}e^{3\varphi} + \frac{2\nu}{3R^2}e^{2\varphi} \right]. \quad (29)$$

The closest approach distance r_0 is calculated at $\varphi = \pi/2$, and is given by

$$\frac{1}{r_0} = \frac{e^{\pi/2}}{R} + \frac{\nu}{8R^3}e^{3\pi/2} + \frac{\mu}{3R^2}e^\pi. \quad (30)$$

We calculate the bending angle when $\varphi = 0$, which is the bending angle measured for a long distance from the source. For this particular case we have

$$r \approx R, \quad A(r, \varphi = 0) \approx -R, \quad (31)$$

hence, the one - sided bending angle becomes

$$\epsilon = \psi_0 = \frac{1}{R^2}. \quad (32)$$

It is important to note that the bending arises due to the existence of the axion field that creates rotation in the universe. Since we have chosen $q_0 = 1$, its presence in the calculated bending angle is not apparent. Figure 4 illustrates the variation in the bending angle as the distance increases.

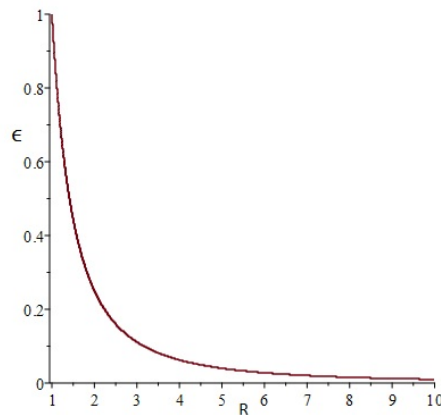


FIG. 4: The bending angle as a function of the distance in the presence of the axion. Note that in the absence of the axion the bending angle reduces to zero as the spacetime becomes conformally flat.

C. Lensing in the Twisting NUT Universe

The NUT metric is written as

$$ds^2 = f(r) [dt + 2l\cos\theta d\varphi^2]^2 - \frac{dr^2}{f(r)} - (r^2 + l^2) [d\theta^2 + \sin^2\theta d\varphi^2], \quad (33)$$

where $f(r) = 1 - \frac{2(mr+l^2)}{r^2+l^2}$.

This is another vacuum metric that generalizes Schwarzschild metric in analogy with the Kerr metric. The NUT parameter is specified by l and the metric reduces to Schwarzschild for $l = 0$. For the physical interpretation of NUT metric, there are different views [10, 11]. We adapt the interpretation that l corresponds to the twist of the vacuum space-time [10]. We arrive at this interpretation by consideration of a general class of Einstein-Maxwell solutions in the limit when the em field vanishes [10]. The space-time left as a result corresponds exactly to an isometric spacetime of the NUT solution.

The source-free em field gives, in an appropriate NP tetrad [10],

$$\Psi_2 = \frac{-mp}{r^6} \left\{ r^3 + 3m(p-1)(r-2m)r + 2m^3 \frac{(p-1)^2}{p} + i(p^2-1)^{1/2} \left[(3m-r)r^2 - 2m^2 \frac{(p-1)}{p} \right] \right\} \quad (34)$$

and the NUT parameter

$$l = \pm m \sqrt{p - \frac{1}{p}}, \quad (35)$$

in which p is the twist parameter left-over from the twisting spacetime. Using Eq.(6), we get

$$\frac{d^2u}{d\varphi^2} = \frac{2ul^2}{h^2} + \frac{2u^3l^4}{h^2} - (u + 2l^2u^3)f(u) - \left[\frac{u^2 + l^2u^4}{2} \right] \frac{df(u)}{du}, \quad (36)$$

where $f(u) = 1 - \frac{2u^2(\frac{m}{u}+l^2)}{1+u^2l^2}$ and h is the constant denotes the angular momentum.

Since $u \ll 1$, Eq.(36) simplifies to

$$\frac{d^2u}{d\varphi^2} + \delta^2u = 3mu^2 + \rho u^3 + 5ml^2u^4 + 6l^4u^5, \quad (37)$$

where $\delta^2 = 1 - \frac{2l^2}{h^2}$ and $\rho = \frac{2l^4}{h^2} + 2l^2$. We have two different cases.

1. The case of $1 > \frac{2l^2}{h^2}$ (small NUT parameter):

The first approximate solution, $u = \frac{\sin(\delta\varphi)}{R}$, is substituted back in Eq.(37) and its resulting solution for u is obtained as

$$u(\varphi) = \frac{\sin(\delta\varphi)}{R} + \frac{1}{24\delta^2R^5} \left\{ (-6l^4\sin(\delta\varphi) - 8l^2mR)\cos^4(\delta\varphi) + \cos^2(\delta\varphi)[(3\rho R^2 + 27l^4)\sin(\delta\varphi) + 48l^2mR + 24mR^3] \right. \\ \left. - 9\delta\varphi(\rho R^2 + 5l^4)\cos(\delta\varphi) + \sin(\delta\varphi)(6\rho R^2 + 24l^4) + 24mR(l^2 + R^2) \right\}, \quad (38)$$

so that Eq.(7) becomes

$$A(r, \varphi) = -r^2 \left\{ \frac{\delta\cos(\delta\varphi)}{R} + \frac{1}{24\delta^2R^5} \left\{ -6l^4\delta\cos^5(\delta\varphi) - 4\delta\cos^3(\delta\varphi)\sin(\delta\varphi)(-6l^4\sin(\delta\varphi) - 8l^2mR) + \delta\cos^3(\delta\varphi)(3\rho R^2 + 27l^4) \right. \right. \\ \left. \left. - \delta\sin(2\delta\varphi)[(3\rho R^2 + 27l^4)\sin(\delta\varphi) + 48l^2mR + 24mR^3] - 9\delta\cos(\delta\varphi)(\rho R^2 + 5l^4) + 9\delta^2\varphi\sin(\delta\varphi)(\rho R^2 + 5l^4) \right. \right. \\ \left. \left. + \delta\cos(\delta\varphi)(6\rho R^2 + 24l^4) \right\} \right\}. \quad (39)$$

The closest approach distance r_0 is calculated at $\varphi = \pi/2$, which is found to be

$$\frac{1}{r_0} = \frac{1}{R} + \frac{m}{\delta^2 R^2} + \frac{m\rho^2}{4\delta^2 R^3} + \frac{ml^2}{\delta^2 R^4} + \frac{l^2}{\delta^2 R^5}. \quad (40)$$

We calculate the bending angle when $\varphi = 0$ which is the bending angle named as the small angle ψ_0 and $R \gg 1$. For this particular case we found that

$$r \approx \frac{\delta^2 R^2}{2m}, \quad A(r, \varphi = 0) \approx -r^2 \frac{\delta}{R}, \quad (41)$$

and the one-sided bending angle is

$$\epsilon = \psi_0 \simeq \frac{2m}{\delta^3 R} \left\{ 1 - \frac{4m^2}{\delta^2 R^2} + \frac{8m^2 l^2}{\delta^4 R^4} \right\}^{1/2} \simeq \frac{2m}{\delta^3 R} \left\{ 1 - \frac{2m^2}{\delta^2 R^2} + \frac{4m^2 l^2}{\delta^4 R^4} \right\} + \mathcal{O}\left(\frac{m^5 l^4}{R^9}\right). \quad (42)$$

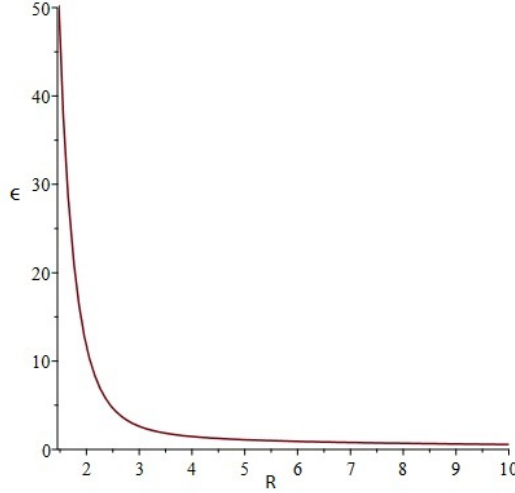


FIG. 5: Variation in the bending angle against a distance. Note that for small values of the NUT parameter, the mass term is more dominant and the change in the bending angle is Schwarzschild-like.

This particular case implies that the effect of NUT parameter is very small. Hence, the mass term dominates all the other and the obtained bending angle becomes similar to the Schwarzschild case, which is convex lensing.

2. The case of $1 < \frac{2l^2}{h^2}$ (large NUT parameter):

In this case Eq.(36) takes the form

$$\frac{d^2 u}{d\varphi^2} - \zeta^2 u = 3mu^2 + \rho u^3 + 5ml^2 u^4 + 6l^4 u^5, \quad (43)$$

where $\zeta^2 = \frac{2l^2}{h^2} - 1$.

The first approximate solution, $u = \frac{e^{\zeta\varphi}}{R}$, is substituted back in Eq.(43) and its resulting solution for u is obtained as

$$u(\varphi) = \frac{e^{\zeta\varphi}}{R} - \frac{l^4}{\zeta^2 R^5} e^{5\zeta\varphi} - \frac{5ml^2}{\zeta^2 R^4} e^{4\zeta\varphi} - \frac{\rho}{\zeta^2 R^3} e^{3\zeta\varphi} - \frac{3m}{\zeta^2 R^2} e^{2\zeta\varphi}, \quad (44)$$

and Eq.(7) becomes

$$A(r, \varphi) = -r^2 \left[\frac{\zeta e^{\zeta\varphi}}{R} - \frac{5l^4}{\zeta R^5} e^{5\zeta\varphi} - \frac{20ml^2}{\zeta R^4} e^{4\zeta\varphi} - \frac{3\rho}{\zeta R^3} e^{3\zeta\varphi} - \frac{6m}{\zeta R^2} e^{2\zeta\varphi} \right]. \quad (45)$$

The closest approach distance r_0 is calculated at $\varphi = \pi/2$, which is found to be

$$\frac{1}{r_0} = \frac{e^{\zeta\pi/2}}{R} - \frac{l^4}{\zeta^2 R^5} e^{5\zeta\pi/2} - \frac{5ml^2}{\zeta^2 R^4} e^{2\zeta\pi} - \frac{\rho}{\zeta^2 R^3} e^{3\zeta\pi/2} - \frac{3m}{\zeta^2 R^2} e^{\zeta\pi}. \quad (46)$$

We calculate the bending angle when $\varphi = 0$, which yields for this particular case,

$$r \approx R, \quad A(r, \varphi = 0) \approx -\zeta R, \quad (47)$$

then, one-sided bending angle is

$$\epsilon = \psi_0 \simeq \frac{1}{\zeta R} \left\{ 1 - \frac{2m}{R^2} + \frac{2l^2}{R^4} \right\}^{1/2} \simeq \frac{1}{\zeta R} \left\{ 1 - \frac{m}{R^2} + \frac{l^2}{R^4} \right\} + \mathcal{O}\left(\frac{l^4}{R^9}\right). \quad (48)$$

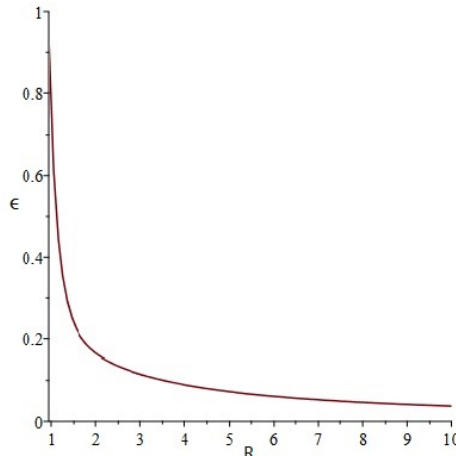


FIG. 6: Variation in the bending angle for the large values of the NUT parameter. The concave nature of the NUT parameter diminishes the convex nature of the mass parameter.

This is the case where the NUT parameter dominates the mass term. The calculated and plotted bending angle indicates that there is a drastic decrease in the bending angle. The reason of this is the concave role played by the NUT parameter on the geometry.

IV. RESULTS AND DISCUSSIONS

The gravitational lensing in rotating and twisting universes are studied. The considered model of universes are assumed to develop whenever the gravitational waves coupled with em and axion waves interact nonlinearly and give rise to high curvature zone in the fabric of space-time. Hence, high curvature zone space-time structures constitute another mechanism that cause the light to bend. Moreover, the rotation and twisting parameters are the key parameters that take part in gravitational lensing.

A striking result is obtained in the NUT space-time. The solution is dependent on two different behaviour of the NUT parameter; thus, we investigated two different bending angles based on the mathematically bounded NUT parameter to angular momentum ratio. We noticed that when the NUT parameter is small, the bending angle comes out to be almost the same as the one for the Schwarzschild case, which is convex lensing. On the other hand, the large NUT parameter generates a diverging (concave) lens effect. We recall that 90% of the universe consists of voids due to dark energy. During the first ten billion years following the Big Bang, dark matter used to dominate and as a result bending of light was convex type. Later on, the mysterious dark energy took over and we have in the present era an accelerating expansion of universe which implies concave lensing from the hyperbolic nature of the space-time. Note that in this description we exclude the local sources that might create regional convex lensing. Our conclusion is that concave nature of the light bending becomes inevitable in an expanding universe of voids.

To sum up, we studied the gravitational lens effect of three different non-singular cosmological models that results as a nonlinear interaction of gravitational waves coupled with em and axion waves. Calculations have revealed that not only the gravitational field of massive objects is effective on the bending angle of light, at the same time, the high curvature zone of the space-time is also effective.

-
- [1] B. Carter, Black Hole Equilibrium States, in Black Holes, entitled by C.M Dewitt (Gordon and Breach, New York,1973).
 - [2] A. Al-Badawi and M. Halilsoy, *Il Nuovo Cimento*, **119**, 931, (2004).
 - [3] M. Halilsoy, *Phys. Rev. D* **37**, 2121, (1988).
 - [4] M. Halilsoy, *Jour. Math. Phys.*, **31**, 2694, (1990).
 - [5] P. Bell and P. Szekeres, *Gen. Relativ. Gravit.*, **5**, 275, 1974.
 - [6] J. B. Griffith, *Colliding Plane Waves in General Relativity* (Oxford University Press, 1991).
 - [7] E. Newman and R. Penrose, *Jour. Math. Phys.*, **3**, 566, (1962).
 - [8] M. Halilsoy and I. Sakalli, *Class. Quantum Grav.*, **20**,1417, (2003).
 - [9] E. T. Newman, L. Tamburino and T. Unti, *Jour. Math. Phys.*, **4**, 915, (1963).
 - [10] A. Al-Badawi and M. Halilsoy, *Gen. Relativ. Gravit.*, **38**, 1729, (2006).
 - [11] D. Lynden-Bell and M. Nouri-Zonoz, *Rev. Mod. Phys.*, **70**, 427, (1998).
 - [12] W. Rindler and M. Ishak, *Phys. Rev. D* **76**, 043006 (2007).
 - [13] O. Gurtug and M. Mangut, *Phys. Rev. D* **99**, 084003, (2019).
 - [14] J. Sultana and D. Kazanas, *Phys. Rev. D* **81**, 125502, (2010).
 - [15] M. Ishak, W. Rindler, J. Dossett, J. Moldenhauer and C. Allison, *Mon. Not. Roy. Astron. Soc.* **335**, 1279, (2008).
 - [16] O. Gurtug and M. Mangut, "Gravitational Lensing in a model of Nonlinear Electrodynamics: The case for Electrically and Magnetically Charged Compact Objects", To appear in *Annalen der Physik*.