

PREPARED FOR SUBMISSION TO JINST

3RD EUROPEAN CONFERENCE ON PLASMA DIAGNOSTICS

6-9 MAY 2019

LISBON, PORTUGAL

Systematic errors in tokamak magnetic equilibrium reconstruction: a study of EFIT++ at tokamak COMPASS

K. Jirakova,^{a,b,1} O. Kovanda,^{a,c} J. Adamek,^a M. Komm^a and J. Seidl^a

^a*Institute of Plasma Physics, Czech Academy of Sciences, Za Slovankou 3, 182 00 Prague, Czech Republic*

^b*Faculty of Nuclear Sciences and Physical Engineering, Czech Technical University, Brehova 7, 115 19 Prague, Czech Republic*

^c*Faculty of Mathematics and Physics, Charles University, Ke Karlovu 3, 121 16 Prague, Czech Republic*

E-mail: jirakova@ipp.cas.cz

ABSTRACT: Uncertainties and errors in magnetic equilibrium reconstructions are a wide-spread problem in interpreting experimental data measured in the tokamak edge. This study demonstrates errors in EFIT++ reconstructions performed on the COMPASS tokamak by comparing the outer midplane separatrix position to the Velocity Shear Layer (VSL) position. The VSL is detected as the plasma potential peak measured by a reciprocating ball-pen probe. A subsequent statistical analysis of nearly 400 discharges shows a strong systematic trend in the reconstructed separatrix position relative to the VSL, where the primary factors are plasma triangularity and the magnetic axis radial position. This dependency is significantly reduced after the measuring coils positions as recorded in EFIT input are optimised to provide a closer match between the "synthetic" coil signal calculated by the Biot-Savart law in a vacuum discharge and the actual coil signal. In conclusion, we suggest that applying this optimisation may lead to more accurate and reliable reconstructions of the COMPASS equilibrium, which would have a positive impact on the accuracy of measurement analysis performed in the edge plasma.

KEYWORDS: Plasma diagnostics - probes, Analysis and statistical methods

1 Introduction

Magnetic equilibrium reconstruction is a vital component in interpreting experimental data collected in the tokamak edge region. However, many tokamak studies have reported problems in interpreting edge data caused by uncertainties in the equilibrium reconstruction (for example [1–5]). The COMPASS tokamak is no exception. One of the known issues of its EFIT++ code reconstructions is the uncertainty of separatrix position at the outer midplane (OMP), whose effect on mapping profiles to the OMP is illustrated in figure 1a. It has been attempted to correct the reconstruction errors by calibrating the edge measurement position against the velocity shear layer (VSL) position instead of the EFIT separatrix [8, 9]. However, efforts to address the issue on the reconstruction level have until recently been lacking.

In a companion work [10], Kovanda et al put forth that reconstruction uncertainties may be affected by inaccurate records of the measuring magnetic coil positions in EFIT input, and they subsequently provide corrected coil positions (detailed in section 2.1). In this article, we systematically benchmark the resulting "corrected" reconstructions by comparing the reconstructed OMP separatrix position to the VSL position detected by electrostatic probes in L-mode. Our goal is to demonstrate systematic differences between the separatrix and the VSL position in the old reconstructions, to show that their disparity depends mainly on plasma geometry, and to corroborate that correcting for the measuring coil geometry substantially reduces the dependency. In conclusion, we recommend that equilibrium reconstructions in all previous COMPASS discharges be retroactively recalculated using the corrected measuring coil positions, as the resulting reconstructions are likely more accurate than the ones in use today.

¹Corresponding author.

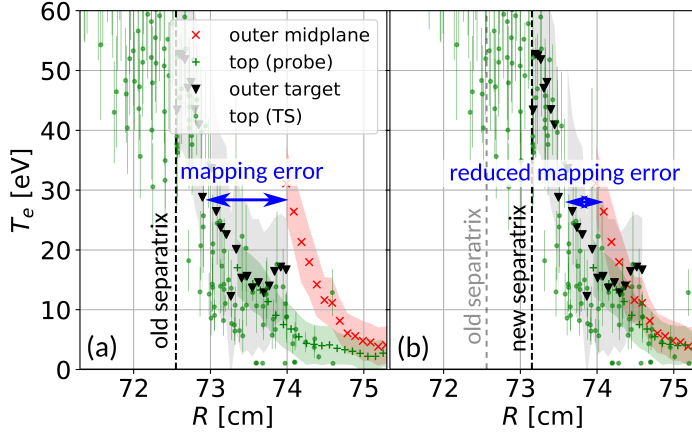


Figure 1. T_e profiles measured at the OMP (reciprocating probe), the plasma top (reciprocating probe and Thomson scattering [6]) and the outer divertor target (probe array [7]), discharge #15182. (a) Mapped to the OMP using the original EFIT reconstruction, (b) mapped to the OMP using the new reconstruction (Sec. 2.1).

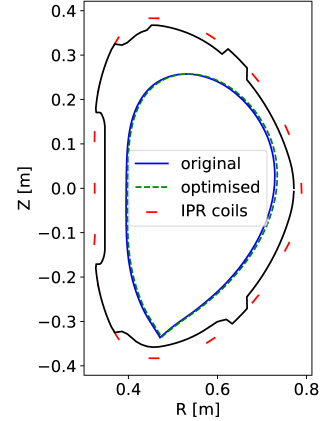


Figure 2. Location of IPR coils providing input data to EFIT, and reconstructions of discharge #15182 separatrix using original and optimised coil positions.

2 Methods

2.1 EFIT++

EFIT++ is a standard solver of the Grad-Shafranov equation [11]. In reconstructing COMPASS equilibria, local magnetic fields measured by 16 inner partial Rogowski coils (IPR coils) are provided to it as minimal constraining input.¹ The IPR coils are small measuring coils distributed poloidally around the chamber (figure 2). It was recently found that their positions recorded within the EFIT input are inaccurate. [10] Synthetic coil signals calculated by the Biot-Savart law from poloidal field coil currents in the static phase of a vacuum discharge were compared to the measured coil signals, which betrayed disagreements up to $\sim 10\%$. To infer the coil positions more accurately, their R and Z coordinates and the poloidal angle θ were varied so as to achieve a fit between the measured and the calculated coil signal in each individual coil. The match was found to be especially sensitive to coil angles, which were on average corrected by several degrees (not visible in figure 2). Providing EFIT with the corrected coil positions can alleviate the mapping problems (figure 1b).

2.2 Velocity shear layer

The VSL is a region in the edge plasma where the poloidal plasma velocity v_p varies rapidly in the radial direction. The VSL has been shown to affect the magnitude of cross-field transport by regulating the level of plasma turbulence [12] and contributing to the L-H transition [13]. The origin of a steady-state VSL may be, in the first approximation, connected to the transition between closed and open magnetic field lines. As argued in [14], the interplay between the radial force balance (closed field lines) and the sheath potential drop (open field lines) causes the plasma potential Φ to peak near the separatrix, which results in a profile in the radial electric field $E_r = -d\Phi/dr$ and in the poloidal velocity $v_p = E_r \times B_t$ – that is, a VSL. This argumentation is rather crude, but despite that a Φ peak, or the corresponding $E_r = 0$, has been observed in experiment [13, 15], gyrofluid turbulence simulations [16], fluid simulations [17] and continuum kinetic simulations [18] alike.² In this paper, we exploit the fact that COMPASS probes routinely record a Φ peak to carry out a statistical comparison of the VSL position to the magnetically reconstructed separatrix position.

2.3 Probes

The OMP reciprocating probe of the COMPASS tokamak [6] carries a ball pen probe, which is a Langmuir probe variation similar to the ion-sensitive probe both in design and measurement [22]. Its floating potential is close to the plasma potential, $V_{BPP} = \Phi - (0.6 \pm 0.3) T_e$, and for the purposes of this article we assume them equal. A single ball-pen probe can detect the VSL centre (Φ peak) with a spatial uncertainty ± 2 mm accounting for the smoothing and the neglected T_e contribution.

¹Refer to [10] for discussion on additional constraining input and reconstruction settings in COMPASS EFIT.

²The exact relation of the separatrix and the VSL position is currently unknown — some studies suggest that the VSL forms 0.5-1 cm outside the separatrix [4, 15, 16, 18, 19] while others place it up to 1 cm inside the separatrix [17, 20]. It is likely that their relative position depends on a number of factors, including the connection length, plasma collisionality, attachment/detachment and more. However, section 3 shows that, in original COMPASS reconstructions, $R_{sep} - R_{VSL}$ is dominated by geometric factors rather than plasma parameters, reaching values from -3 to $+2$ cm as opposed the considerably smaller numbers found in literature. And since this systematic dependency is substantially suppressed by correcting the coil positions, which is a purely geometric adjustment, we can surmise that EFIT input inaccuracies impact the interplay between the reconstructed separatrix and VSL position significantly more than physical mechanisms.

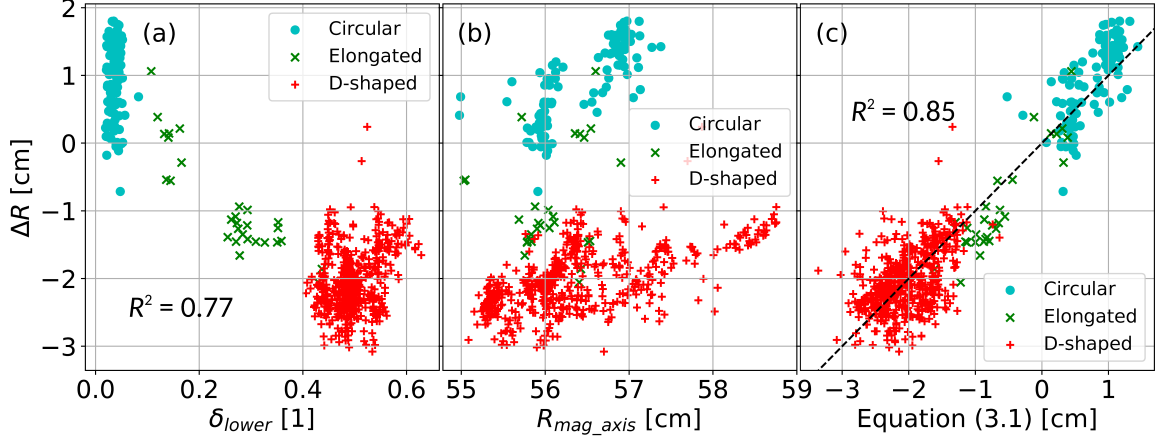


Figure 3. Dependency of $\Delta R = R_{sep} - R_{VSL}$ on (a) lower triangularity and (b) magnetic axis radial position, (c) linear regression using equation (3.1). Original EFIT reconstructions.

3 Results

In this section we present a statistical comparison of the EFIT separatrix radial position R_{sep} to the VSL position R_{VSL} , carried out over a database of 398 COMPASS discharges (53 circular, 19 elongated and 325 D-shaped plasmas). We investigate the difference $\Delta R = R_{sep} - R_{VSL}$.

Figure 3a shows that ΔR varies considerably across the COMPASS database, from -3 cm to +2 cm, and that this variation consists of a random component and a systematic component. To find which variables affect the systematic component, we evaluated the dependence of ΔR on the variables listed in Table 1 using the Principle component analysis (PCA). We found the 5 largest principle components of the phase space, responsible for 91% of its variance, and with them acting as the independent variables we performed a linear regression of ΔR . The regression matched closely with the data, $R^2 = 0.86$. Subsequently, we transformed the principle components back into the variables of Table 1, obtaining the coefficients listed in Table 1. In the original EFIT reconstructions, ΔR is observed to depend most strongly on the plasma lower triangularity δ_{lower} and the magnetic axis radial position R_{mag_axis} , which both relate to the plasma geometry. In figures 3a and 3b, one may observe both the dependencies. Finally, figure 3c shows the aforementioned linear regression with "reduced" variables - only the emboldened coefficients in Table 1 were considered, that is,

$$\Delta R = -1.6 - 1.3\delta_{lower} + 0.5R_{mag_axis} + 0.5\beta_N - 0.3Z_{mag_axis} + 0.3\delta_{upper} \quad (3.1)$$

with an almost unchanged $R^2 = 0.85$. In figure 4, the same plots are presented for the new EFIT reconstructions. We see that purely geometrical adjustments to the EFIT input have a major impact

Table 1. Coefficients of ΔR linear fit using 5 largest principle components of the independent variable phase space: safety factor, magnetic axis radial and vertical position, elongation, upper and lower triangularity, plasma current, toroidal magnetic field, normalised beta, and the line-averaged plasma density.

EFIT	q_{95}	R_{mag_axis}	Z_{mag_axis}	ε	δ_{upper}	δ_{lower}	I_p	B_t	β_N	\bar{n}_e
original	-0.1	0.5	-0.3	0.09	0.3	-1.3	-0.03	0.03	0.4	0.01
new	-0.02	0.2	0.06	0.1	-0.4	-0.03	0.08	-0.07	0.2	-0.007

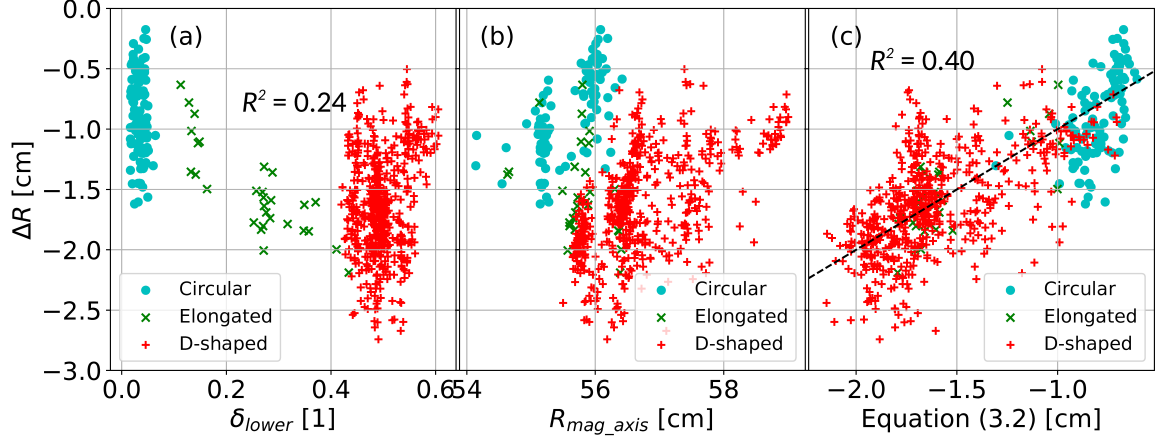


Figure 4. Dependency of $\Delta R = R_{sep} - R_{VSL}$ on (a) lower triangularity and (b) magnetic axis radial position, (c) linear regression using equation (3.2). New EFIT reconstructions.

on the reconstructed separatrix position. As observed in Table 1, some dependency on triangularity and the magnetic axis position remains, but it is much less pronounced compared to the random error. The "reduced" linear regression of ΔR for the optimised EFIT is

$$\Delta R = -1.5 + 0.2\beta_N + 0.2R_{mag_axis} - 0.4\delta_{upper}, \quad (3.2)$$

with $R^2 = 0.4$, which shows a significant suppression of the systematic component of ΔR .

4 Discussion and conclusions

We have compared the outer-midplane position of the magnetically reconstructed separatrix R_{sep} to the velocity shear layer (VSL) position R_{VSL} and drawn two conclusions: (i) current EFIT reconstructions contain a systematic error dependent on plasma geometry, and (ii) this error can be mitigated by correcting magnetic coil positions recorded in the EFIT input. It should be mentioned that although in previous works the VSL has been consistently associated with the separatrix, it is true that they may not coincide. In original COMPASS reconstructions, nevertheless, $R_{sep} - R_{VSL}$ is dominated by geometric factors to the point where other physical dependencies are relatively inconsequential. We thus recommend using the corrected coil positions as a solid step toward more reliable and accurate equilibrium reconstructions in COMPASS. Using this experience, similar problems can be avoided in the future COMPASS-Upgrade tokamak equilibrium reconstructions.

Acknowledgments

This work was carried out within the framework of the EUROfusion Consortium and has received funding from the Euratom research and training programme 2014-2018 and 2019-2020 under grant agreement No 633053. The views and opinions expressed herein do not necessarily reflect those of the European Commission. This work was supported by the Grant Agency of the Czech Technical University in Prague, grant No. SGS19/180/OHK4/3T/14, project No. CZ.02.1.01/0.0/0.0/16_019/0000768, Czech Science Foundation grant No. GA19-15229S, and co-funded by MEYS projects number 8D15001 and LM2015045.

References

- [1] A. Kallenbach et al, *EDGE2D modelling of edge profiles obtained in JET diagnostic optimized configuration*, *Plasma Physics and Controlled Fusion* **46** (2004) 431
- [2] M. Kocan et al, *Impact of a narrow limiter SOL heat flux channel on the ITER first wall panel shaping*, *Nuclear Fusion* **55** (2015) 033019
- [3] B. LaBombard et al, *Divertor heat flux footprints in EDA H-mode discharges on Alcator C-Mod*, *Journal of Nuclear Materials* **415** (2011) S349-S352
- [4] C. K. Tsui et al, *Poloidal asymmetry in the narrow heat flux feature in the TCV scrape-off layer*, *Physics of Plasmas* **24** (2017) 062508
- [5] G. D. Porter et al, *Characterization of the separatrix plasma parameters in DIII-D*, *Physics of Plasmas* **5** (1998) 1410
- [6] V. Weinzettl et al, *Progress in diagnostics of the COMPASS tokamak*, *Journal of Instrumentation* **12** (2017) C12015
- [7] J. Adamek et al, *Electron temperature and heat load measurements in the COMPASS divertor using the new system of probes*, *Nuclear Fusion* **57** (2017)
- [8] J. Seidl et al, *Electromagnetic characteristics of geodesic acoustic mode in the COMPASS tokamak*, *Nuclear Fusion* **57** (2017) 126048
- [9] J. Brotankova et al, *Measurement of Sheared Flows in the Edge Plasma of the CASTOR Tokamak*, *Plasma Physics Reports* **35** (2009) 980-986
- [10] O. Kovanda et al, *Dependence of reconstructed equilibria on input data sets using EFIT on COMPASS and comparison with experimental observations*, *46th EPS conf. on plasma physics* (2019)
- [11] L. C. Appel et al, *Equilibrium reconstruction in the START tokamak*, *Nuclear Fusion* **41** (2001) 169
- [12] S. K. Saha and R. Kumar, *Poloidal velocity shear and decorrelation of the edge fluctuations in tokamak*, *The 30th International Conference on Plasma Science* (2003)
- [13] G. R. Tynan et al, *Recent progress towards a physics-based understanding of the H-mode transition*, *Plasma Phys. Control. Fusion* **58** (2016) 044003
- [14] K. Jirakova, *Study of edge plasma of tokamak COMPASS and its poloidal variations*, Master's thesis at the Faculty of Nuclear Sciences and Physical Engineering, Czech Technical University, Czech Republic (2018), sections 3.1.2 and 3.1.5
- [15] T. D. Rognlien et al, *Two-dimensional electric fields and drifts near the magnetic separatrix in divertor tokamaks*, *Physics of Plasmas* **6** (1999) 1851
- [16] P. Manz et al, *Origin and turbulence spreading of plasma blobs*, *Phys. Plasmas* **22** (2015) 022308
- [17] V. A. Rozhansky et al, *Simulation of tokamak edge plasma including self-consistent electric fields*, *Nuclear Fusion* **41** (2001) 387
- [18] M. Dorf and M. Dorr, *Continuum kinetic modelling of cross-separatrix plasma transport in a tokamak edge including self-consistent electric fields*, *Contributions to Plasma Physics* (2018)
- [19] B. Nold et al, *Generation of blobs and holes in the edge of the ASDEX Upgrade tokamak*, *Plasma Physics and Controlled Fusion* **52** (2010) 065005
- [20] G. S. Xu et al, *Blob/hole formation and zonal flow generation in the edge plasma of the JET tokamak*, *Nuclear Fusion* **49** (2009) 092002
- [21] A. R. Field, *Measurement of the radial electric field in the ASDEX tokamak*, *Nuclear Fusion* **31** 1191
- [22] J. Adamek et al, *A novel approach to direct measurement of the plasma potential*, *Czechoslovak Journal of Physics* **54** (2004)
- [23] J. Adamek et al, *Profile measurements of the electron temperature on the ASDEX Upgrade, COMPASS, and ISTTOK tokamak using Thomson scattering, triple, and ball-pen probes*, *Review of Scientific Instruments* **87** (2016) 043510