

Non-Arrhenius behavior of glass-forming liquids: new perspectives on fragile-to-strong transition

A. C. P. Rosa Jr.,¹ C. Cruz,¹ W. S. Santana,¹ E. Brito,¹ and M. A. Moret^{2,3}

¹*Grupo de Informação Quântica e Física Estatística, Centro de Ciências Exatas e das Tecnologias, Universidade Federal do Oeste da Bahia. Rua Bertioga, 892, Morada Nobre I, 47810-059 Barreiras, Bahia, Brazil.*

²*Programa de Modelagem Computacional - SENAI - CIMATEC, 41650-010 Salvador, Bahia, Brazil*

³*Universidade do Estado da Bahia - UNEB, 41150-000 Salvador, Bahia, Brazil*

(Dated: February 17, 2020)

Characterization of the non-Arrhenius behavior of glass-forming liquids is a broad avenue for research toward the understanding of the formation mechanisms of noncrystalline materials. In this context, this paper explores the main properties of the viscosity of glass-forming systems, considering super-Arrhenius diffusive processes. We establish the viscous activation energy as a function of the temperature, measure the degree of fragility of the system, and characterize the fragile-to-strong transition through the standard Angell's plot in a two-state model. Our results show that the non-Arrhenius behavior observed in fragile liquids can be understood through the non-Markovian dynamics that characterize the diffusive processes of these systems. Moreover, the fragile-to-strong transition corresponds to the attenuation of long-range spatio-temporal correlations during the glass transition process.

I. INTRODUCTION

The study of viscosity in glass-forming liquids has received considerable attention in glass manufacturing and fundamental research in physics [1–9]. Glasses are basically noncrystalline materials, but they have some structural order on a microscopic scale. This order is conditioned by their chemical composition and the thermal history of the system, which led the material to the glass transition process [1–3]. In this regard, the characterization of its viscosity as a function of temperature, during the cooling process, provides relevant information about the structural properties of the forming material, because it is associated with the local interactions between moving molecules and their immediate neighborhood [1–3].

In an earlier work by our group [4], a nonadditive stochastic model was developed for the non-Arrhenius behavior of diffusivity and viscosity in supercooled fluids, close to the glass transition. This model consists of a nonhomogeneous continuity equation that corresponds to a class of nonlinear Fokker–Planck equations [10–12], whose drag and diffusive coefficients are associated with anomalous diffusion processes, and its stationary solutions maximize nonadditive entropies [4, 13, 14]. We also provided a reliable measurement of the fragility index [1, 4, 15] and an estimation of the fragile-to-strong transition [4, 5, 16, 17] through the ratio T_t/T_g , where T_g is the glass transition temperature and T_t is the threshold temperature for the super-Arrhenius process.

Therefore, by utilizing a nonadditive stochastic model, one can understand how the non-Arrhenius behavior of viscosity is associated with the existence of long-range correlations, arising from local interactions between moving molecules and their neighborhood during the glass transition process [4]. This explains why nonequilibrium viscosity is a function not only of temperature, but also

of thermal history and chemical composition of the forming material, since nonlinear forms of the Fokker–Planck equation are related to non-Markovian stochastic dynamics [4, 10].

In this paper, we explore the main properties of the viscosity of glass-forming liquids through its super-Arrhenius behavior [4]. Following the Angell's definitions [1, 15], we analyze the temperature dependence of viscosity and recalculated the fragility index corresponding to the viscous activation energy measured by the glass transition temperature. We establish the relationship between the fragility index and the characteristic exponent from which we classify the different non-Arrhenius diffusive processes, providing a new indicator of the degree of fragility in supercooled liquids. Moreover, we use a two-state model [16, 18] in order to achieve the fragile-to-strong transition, observed in water-like systems [16, 17] and metallic glass-forming liquids [5, 19].

Our results show that the fragile-to-strong transition can be understood as the loss of long-range correlations as the glass-forming system reaches the glass-transition temperature. As a consequence, the standard Arrhenius behavior corresponds to the short-range spatio-temporal correlations in the dynamic properties of the system, associated with linear forms of the Fokker–Planck equation. Likewise, the non-Arrhenius behavior observed in fragile liquids can be understood as a consequence of the non-Markovian dynamics that characterize these diffusive processes. Therefore, this work provides to the literature a path toward the physical interpretation of the fragile-to-strong transition, observed in supercooled liquids.

II. VISCOSITY OF GLASS-FORMING LIQUIDS

The viscosity of glass-forming liquids can be defined as the inverse of the generalized mobility of the fluid, such that for the stationary state of the system [4], its temperature dependence is given by

$$\eta(T) = \eta_\infty \left[1 - (2 - m) \frac{E}{k_B T} \right]^{-\gamma}, \quad (1)$$

where η_∞ is the viscosity in the high-temperature limit [4]; E is a generalized energy related to the molar energy of a chemical reaction in a reaction-diffusion model [4]; k_B is the Boltzmann constant; and $\gamma = (m - 1)/(2 - m)$ is a characteristic exponent, with m being a generalized parameter which classifies different non-Arrhenius behaviors [4, 20]. The condition $m = 2$ implies an Arrhenius standard plot, where the viscosity of the supercooled liquid increases exponentially as cooling approaches the glass transition temperature; if $m > 2$, Eq. (1) describes the sub-Arrhenius process, associated with the nonlocal quantum effects on the dynamics of the system [21–24]; otherwise, if $m < 2$, the viscosity shows a super-Arrhenius behavior, indicating that classical transport phenomena dominate the diffusion process [22, 24], and the viscosity, Eq. (1), diverges when the temperature reaches the threshold value $T_t = (2 - m)E/k_B$.

Owing to the high variation of the viscosity during the glassforming process, it is usual to represent its measurements in a logarithmic scale. Thus, we can rewrite Eq. (1) for the super-Arrhenius case as

$$\log_{10}\eta = \gamma \sum_{n=1}^{\infty} \frac{1}{n} \left(\frac{T_t}{T} \right)^n + \log_{10}\eta_\infty, \quad (2)$$

where the sum corresponds to the power series expansion of the logarithmic function. Therefore, the high-temperature regime ($T \gg T_t$) allows a first-order approximation in Eq. (2), describing an Arrhenius-like behavior even though $m \neq 2$. These higher-order approximations correspond to some empirical expressions proposed in the literature to fit viscosity experimental data as a function of temperature [6, 25].

In a thermally activated viscous process, the activation energy corresponds to a potential barrier associated with resistance to molecular motion due to the neighborhood action [1]. From Eq.(1), the temperature dependence of the viscous activation energy is given by

$$E_{vis}(T) = \frac{(m - 1)E}{1 - (m - 1) \frac{E}{\gamma k_B T}}. \quad (3)$$

As can be seen from the above equation, $E_{vis} = (m - 1)E_A$, where E_A is the measurement of the activation energy measurement, whose thermal behavior has been illustrated at reference 4. The viscous activation energy, Eq. (3), is an increasing function with respect to the reciprocal temperature for the super-Arrhenius processes ($m < 2$), decreasing for sub-Arrhenius processes

($m > 2$), and temperature-independent for the condition $m = 2$, in which the generalized energy E , in Eq. (3), becomes the Arrhenius standard activation energy. Furthermore, $E_{vis} \rightarrow \infty$ for $T \rightarrow T_t$ in the super-Arrhenius processes reflects the viscosity divergence for the threshold temperature.

III. FRAGILITY

Glass-forming liquids are classified into two categories *fragile* and *strong* [1], depending on the viscosity dependence with temperature. A system is considered *strong* if its behavior is close to the standard Arrhenius behavior, where the viscosity presents a linear dependence with the reciprocal temperature due to the temperature-independent behavior of the activation energy [4], and *fragile* if they exhibit super-Arrhenius behavior, where the activation energy increases with the reciprocal temperature [4, 26, 27].

One method of characterizing the fragility index of glass-forming systems is through the standard Angell's plot [1, 15, 28], which consists of the logarithmic dependence of viscosity as a function of the ratio T_g/T . Therefore, from Eq. (1), we can obtain

$$\log_{10}\eta = -\gamma \log_{10} \left[\frac{1 - \frac{T_t}{T}}{1 - \frac{T_t}{T_g}} \right] + 12, \quad (4)$$

where we consider the reference value 10^{12} Pa.s as the viscosity at the glass transition temperature [4]. Therefore, the slope of the Angell's plot for $T = T_g$ defines the fragility index of the liquid [1, 15, 28]. From Eq.(4), we can obtain this index as

$$M_\eta^{(A)} = \gamma \frac{T_t/T_g}{1 - T_t/T_g}. \quad (5)$$

The smaller the difference between the glass transition temperature (T_g) and the threshold temperature (T_t), the more fragile the glass-forming system will be. Moreover, as can be seen from Eq. (3), the fragility index corresponds to the measurement of the viscous activation energy at the glass transition temperature can be expressed as

$$M_\eta^{(A)} = \frac{E_{vis}(T_g)}{k_B T_g}. \quad (6)$$

From this theoretical model, one can uniquely relate the fragility index to the proposed γ exponent as

$$M_\eta^{(A)} = \gamma \left(10^{B/\gamma} - 1 \right), \quad (7)$$

where $B = 12 - \log\eta_\infty$.

Figure 1 shows the fragility index $M_\eta^{(A)}$ as a function of the exponent γ . As can be seen, this exponent represents a reliable resolution for quantifying the fragility degree

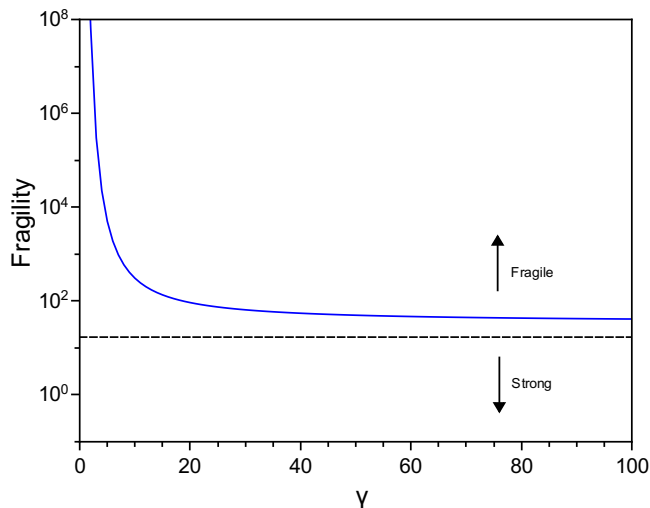


Figure 1. (Color online) The fragility index as a function of the exponent γ . The curve (blue line) corresponds to Eq.(6) for $B = 15$. The horizontal line (dashed line) corresponds to the value of $M_\eta^{(A)} = 15$ and is an asymptotic limit between fragile and strong behaviors.

of a glass-forming system. Experimental evidences indicate a universal behavior for high-temperature viscosity [29], such that $\eta_\infty \approx 10^{-3}$ Pa.s, which implies $B \approx 15$. According to Eq. (7), the fragility index has an asymptotic limit $M_\eta^{(A)} = 15$ (dashed line) for the condition $\gamma \rightarrow \infty$, which is the threshold between fragile and strong regimes. Therefore, the glass-forming system is classified as strong only at $M_\eta^{(A)} \rightarrow 15$. In this limit, its viscosity follows Arrhenius's standard behavior. However, fragile systems obey the condition $M_\eta^{(A)} > 15$ and the Eq. (1) describes the viscosity dependence of the temperature at super-Arrhenius viscous processes.

Moreover, from Eq. (7), we determine the ratio T_t/T_g for different values of γ to obtain the Angell's plot through the Eq. (4). Figure 2 shows the standard Angell's plot obtained from a nonadditive stochastic model for the viscosity in supercooled fluids, it reproduces the pattern displayed by the original Angell' graphic [28]. We establish a relationship between the fragility index, as defined by Angell, and the characteristic exponent γ of our nonadditivestochastic model. Therefore, the γ exponent can also provides a measurement of the fragility index of glass-forming liquids. In this context, the fragility corresponds to a measurement of long-range spatio-temporal correlations on the dynamic properties of these systems throughout the glass transition process, which is equivalent to assessing the dependence of the viscosity with the thermal history and chemical composition of the system.

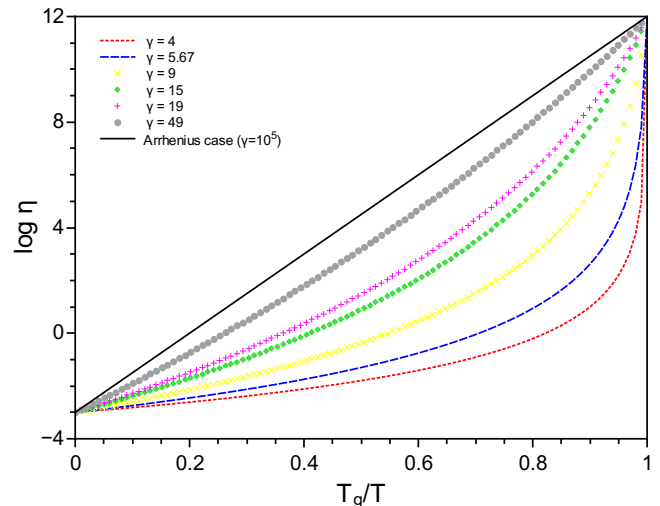


Figure 2. (Color online) Angell's plot of the non-Arrhenius behavior of diffusivity and viscosity in supercooled fluids, obtained from our nonadditive stochastic model. Eq. (4) was plotted as a function of T_g scaled by the reciprocal temperature for different γ values. The plotted dashed lines represent super-Arrhenius liquids with different levels of fragility, whereas the solid black line corresponds to the typical Arrhenius behavior of strong liquids.

IV. FRAGILE-TO-STRONG TRANSITION

Some glass-forming systems do not follow the fragility curves shown in Angell's plot and undergo a transition between the fragile and strong behaviors as the system approaches the glass transition temperature, leading to a crossover between the super-Arrhenius behavior (dashed lines in Figure 2) and the standard Arrhenius behavior (solid line in Figure 1). Both types of behaviors have distinct activation energies as the system approaches the glass transition temperature. This phenomenon is known as fragile-to-strong transition [16, 17].

The theoretical basis of the fragile-to-strong transition in supercooled liquids has been unclear in glass science; hence, it has been the subject of study in several experimental and phenomenological works in the past few years [5, 16, 17, 30–34]. Because this transition corresponds to the shift in viscosity measurements between the super-Arrhenius and standard Arrhenius behaviors for viscosity measurement, as the system cools [16, 17], it is not possible to classify the glass-forming system as either fragile or strong liquid. However, the physical nature of the fragile-to-strong transition can be explained by our nonadditive stochastic model by considering a two-state description of its dynamics. The T_t/T_g ratio in Eq. (4) acts as an indicator of the fragile-to-strong transition attributable to this model because its variation changes the fragility index and the slope rate of the curves in the standard Angell's plot. This implies that the generalized energy E in Eq. (1) is no longer constant, as a result of the changes

in the dynamic properties of the supercooled liquid produced by the transition.

In this regard, we calculate the viscosity in a system undergoing a fragile-to-strong transition by applying the two-state model [18], which has shown promising results in characterizing the dynamic properties of supercooled water [16]. In this model, the supercooled liquid is a dynamic mixture of two distinct liquid states, which we labeled as state I and state II, corresponding to different local structures at the molecular levels. The proportion of the liquids in the system is a function of the pressure and temperature [16, 35]. For temperatures farther from T_g , state I will dominate the system, while state II is dominant near the glass transition temperature. Therefore, we define the generalized energy E as

$$E = E^{(I)} + \left(E^{(II)} - E^{(I)} \right) s_I \quad (8)$$

where $E^{(I)}$ and $E^{(II)}$ are the generalized energies for state I and II respectively, and s_I is the fraction of state I whose dependence on temperature is empirically characterized by the Boltzmann factor [16].

Figure 3 shows the transition curve (solid red line) on the Angell's plot; this curve is bounded by the super-Arrhenius behavior (blue dashed curve) on the lower side and by the Arrhenius standard behavior (black dashed line) on the upper side. We consider $\gamma = 4$ for the super-Arrhenius behavior of state I (fragile liquid), with the condition $T_t^{(I)}/T_g = 0.9998$. In contrast, for state II we consider $T_t^{(II)}/T_g = 0.0005$, which is a sufficient condition to achieve standard Arrhenius behavior (strong liquid).

According to the two-state model, in the high-temperature regime, local structures without well-defined long-range orders dominate over the supercooled liquid; such condition allows the association of state I to a fragile liquid. Thus, the super-Arrhenius behavior corresponds to the long-range spatio-temporal correlations in the dynamic properties of the system, which is a natural condition for our nonadditive stochastic model. Further, the non-Arrhenius behavior observed in fragile liquids can be understood in terms of the non-Markovian dynamics that characterize these diffusive processes. However, state II is characterized by the presence of local structures with well-defined short-range orders, which causes the supercooled liquid to follow standard Arrhenius behavior near T_g . Therefore, the physical nature of the fragile-to-strong transition can be interpreted as an attenuation or loss of long-range correlations as the glass-forming system attains the glass-transition temperature.

V. CONCLUSION

In summary, our main result was to provide to the literature the theoretical basis of the physical interpretation of the fragile-to-strong transition in supercooled liquids. Through a nonadditive stochastic model, we char-

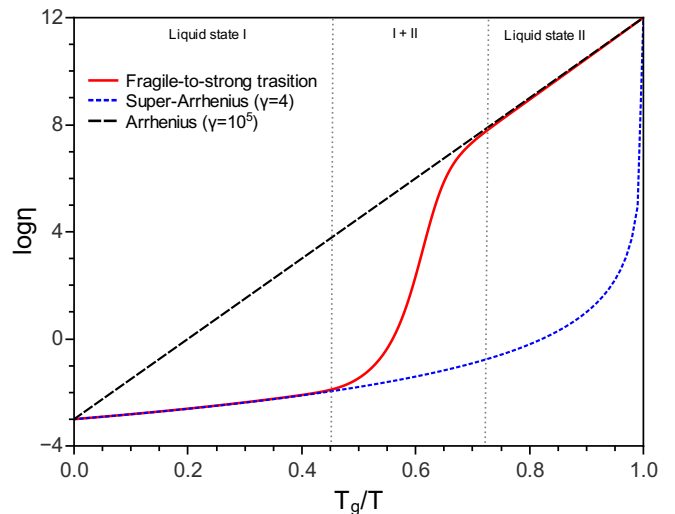


Figure 3. (Color online) Fragile-to-strong transition on an Angell's plot. The dashed blue curve describes a super-Arrhenius liquid where $\gamma = 4$. The black line corresponds to the Arrhenius case $\gamma \gg 1$. The red line shows the transition curve, where state I is a fragile liquid for which $T_t^{(I)}/T_g = 0.9998$, state II is a strong liquid for which $T_t^{(II)}/T_g = 0.0005$.

acterized the most relevant properties associated with the measurement of the viscosity in glass-forming systems. We established the fragility index, $M_\eta^{(A)}$, in terms of the characteristic exponent, γ , of our nonadditive stochastic model, providing an alternative method to characterize the degree of fragility of the glass-forming system. Finally, we determined the fragile-to-strong transition curve in Angell's plot by varying the generalized energies through the two-state model and determining the viscosity of the super-Arrhenius behavior in the high-temperature regime as well as the standard Arrhenius behavior near the glass transition temperature.

Therefore, the non-Arrhenius behavior observed in the viscosity of fragile liquids is shown to be a consequence of the non-Markovian dynamics that characterize the diffusive processes of these systems, and the fragile-to-strong transition, observed in water-like systems and metallic glass-forming liquids, can be understood as the attenuation of long-range spatio-temporal correlations during the glass transition process. Thus, a nonadditive stochastic model provides the theoretical basis for a consistent physical interpretation of the dynamic properties of the glass-forming systems, opening a broad avenue for research in glass science toward the understanding of the formation mechanisms of noncrystalline materials.

ACKNOWLEDGMENTS

We would like to thank Editage (www.editage.com) for English language editing. This study was financed in part

-
- [1] Qiuju Zheng and John C Mauro. Viscosity of glass-forming systems. *Journal of the American Ceramic Society*, 100(1):6–25, 2017.
- [2] John C Mauro. Grand challenges in glass science. *Frontiers in Materials*, 1:20, 2014.
- [3] John C Mauro, Charles S Philip, Daniel J Vaughn, and Michael S Pambianchi. Glass science in the united states: current status and future directions. *International Journal of Applied Glass Science*, 5(1):2–15, 2014.
- [4] ACP Rosa Junior, Clebson Cruz, Wanisson Silva Santana, and Marcelo Albano Moret. Characterization of the non-arrhenius behavior of supercooled liquids by modeling nonadditive stochastic systems. *Physical Review E*, 100(2):022139, 2019.
- [5] Masahiro Ikeda and Masaru Aniya. Description of the unusual non-arrhenius viscosity pattern of metallic glass-forming liquids. *Journal of Alloys and Compounds*, 805:904–908, 2019.
- [6] Aymen Messaâdi, Nesrine Dhoubi, Hatem Hamda, Fethi Bin Muhammad Belgacem, Yousry Hessein Adbelkader, Noureddine Ouerfelli, and Ahmed Hichem Hamzaoui. A new equation relating the viscosity arrhenius temperature and the activation energy for some newtonian classical solvents. *Journal of Chemistry*, 2015, 2015.
- [7] Siva Priya Jaccani, Ozgur Gulbiten, Douglas C Allan, John C Mauro, and Liping Huang. Modified elastic model for viscosity in glass-forming systems. *Physical Review B*, 96(22):224201, 2017.
- [8] HL Peng and Th Voigtmann. Decoupled length scales for diffusivity and viscosity in glass-forming liquids. *Physical Review E*, 94(4):042612, 2016.
- [9] Can Yildirim, J-Y Raty, and Mathieu Micoulaut. Revealing the role of molecular rigidity on the fragility evolution of glass-forming liquids. *Nature communications*, 7:11086, 2016.
- [10] Till Daniel Frank. *Nonlinear Fokker-Planck equations: fundamentals and applications*, pages 19–30. Springer Science & Business Media, 2005.
- [11] Mauricio S Ribeiro, Constantino Tsallis, and Fernando D Nobre. Probability distributions extremizing the nonadditive entropy s_δ and stationary states of the corresponding nonlinear fokker-planck equation. *Physical Review E*, 88(5):052107, 2013.
- [12] Gabriela A Casas and Fernando D Nobre. Nonlinear fokker-planck equations in super-diffusive and sub-diffusive regimes. *Journal of Mathematical Physics*, 60(5):053301, 2019.
- [13] V Schwämmle, EMF Curado, and FD Nobre. Dynamics of normal and anomalous diffusion in nonlinear fokker-planck equations. *The European Physical Journal B*, 70(1):107–116, 2009.
- [14] Renio dos Santos Mendes, Ervin Kaminski Lenzi, Luis Carlos Malacarne, Sergio Picoli, and Max Jauregui. Random walks associated with nonlinear fokker-planck equations. *Entropy*, 19(4):155, 2017.
- [15] CA Angell. Liquid fragility and the glass transition in water and aqueous solutions. *Chemical reviews*, 102(8):2627–2650, 2002.
- [16] Rui Shi, John Russo, and Hajime Tanaka. Origin of the emergent fragile-to-strong transition in supercooled water. *Proceedings of the National Academy of Sciences*, 115(38):9444–9449, 2018.
- [17] Pierre Lucas. Fragile-to-strong transitions in glass forming liquids. *Journal of Non-Crystalline Solids*, page 119367, 2019.
- [18] Hajime Tanaka. Simple physical model of liquid water. *The Journal of Chemical Physics*, 112(2):799–809, 2000.
- [19] Isabella Gallino. On the fragility of bulk metallic glass forming liquids. *Entropy*, 19(9):483, 2017.
- [20] Donald G Truhlar and Amnon Kohen. Convex arrhenius plots and their interpretation. *Proceedings of the National Academy of Sciences*, 98(3):848–851, 2001.
- [21] S Cavalli, V Aquilanti, KC Mundim, and D De Fazio. Theoretical reaction kinetics astride the transition between moderate and deep tunneling regimes: the f+ hd case. *The Journal of Physical Chemistry A*, 118(33):6632–6641, 2014.
- [22] Valter H Carvalho-Silva, Vincenzo Aquilanti, Heibbe CB de Oliveira, and Kleber C Mundim. Deformed transition-state theory: Deviation from a rhenius behavior and application to bimolecular hydrogen transfer reaction rates in the tunneling regime. *Journal of computational chemistry*, 38(3):178–188, 2017.
- [23] Rubén Meana-Pañeda, Donald G Truhlar, and Antonio Fernández-Ramos. High-level direct-dynamics variational transition state theory calculations including multidimensional tunneling of the thermal rate constants, branching ratios, and kinetic isotope effects of the hydrogen abstraction reactions from methanol by atomic hydrogen. *The Journal of chemical physics*, 134(9):094302, 2011.
- [24] Valter HC Silva, Vincenzo Aquilanti, Heibbe CB de Oliveira, and Kleber C Mundim. Uniform description of non-arrhenius temperature dependence of reaction rates, and a heuristic criterion for quantum tunneling vs classical non-extensive distribution. *Chemical Physics Letters*, 590:201–207, 2013.
- [25] S Rubalya Valantina, D Susan, S Bavasri, V Priyadarshini, R Ramya Saraswathi, and M Suriya. Experimental investigation of electro-rheological properties of modeled vegetable oils. *Journal of food science and technology*, 53(2):1328–1337, 2016.
- [26] C Austen Angell. Perspective on the glass transition. *Journal of Physics and Chemistry of Solids*, 49(8):863–871, 1988.
- [27] L-M Martinez and CA Angell. A thermodynamic connection to the fragility of glass-forming liquids. *Nature*, 410(6829):663, 2001.
- [28] Charles Austen Angell. Structural instability and relaxation in liquid and glassy phases near the fragile liquid limit. *Journal of non-crystalline solids*, 102(1-3):205–221, 1988.
- [29] John C Mauro, Yuanzheng Yue, Adam J Ellison, Prabhath K Gupta, and Douglas C Allan. Viscosity of glass-

- forming liquids. *Proceedings of the National Academy of Sciences*, 106(47):19780–19784, 2009.
- [30] Chunzhi Zhang, Lina Hu, Yuanzheng Yue, and John C Mauro. Fragile-to-strong transition in metallic glass-forming liquids. *The Journal of chemical physics*, 133(1):014508, 2010.
- [31] Chao Zhou, Lina Hu, Qijing Sun, Haijiao Zheng, Chunzhi Zhang, and Yuanzheng Yue. Structural evolution during fragile-to-strong transition in cuzr (al) glass-forming liquids. *The Journal of chemical physics*, 142(6):064508, 2015.
- [32] Shuai Wei, Pierre Lucas, and C Austen Angell. Phase change alloy viscosities down to tg using adam-gibbs-equation fittings to excess entropy data: A fragile-to-strong transition. *Journal of Applied Physics*, 118(3):034903, 2015.
- [33] Rui Shi, John Russo, and Hajime Tanaka. Common microscopic structural origin for waters thermodynamic and dynamic anomalies. *The Journal of chemical physics*, 149(22):224502, 2018.
- [34] Sergey V Sukhomlinov and Martin H Müser. Anomalous system-size dependence of properties at the fragile-to-strong transition in a bulk-metallic-glass forming melt. *Computational Materials Science*, 156:129–134, 2019.
- [35] Rui Shi and Hajime Tanaka. Microscopic structural descriptor of liquid water. *The Journal of chemical physics*, 148(12):124503, 2018.