

Absorption of scalar waves in correlated disordered media and its maximization using stealth hyperuniformity

A. Sheremet, R. Pierrat, and R. Carminati

ESPCI Paris, PSL University, CNRS, Institut Langevin, 1 rue Jussieu, F-75005, Paris, France

(Dated: 18/02/2022 04:02:37 File: absorption)

We develop a multiple scattering theory for the absorption of waves in disordered media. Based on a general expression of the average absorbed power, we discuss the possibility to maximize absorption by using structural correlations of disorder as a degree of freedom. In a model system made of absorbing scatterers in a transparent background, we show that a stealth hyperuniform distribution of the scatterers allows the average absorbed power to reach its maximum value. This study provides a theoretical framework for the design of efficient non-resonant absorbers made of dilute disordered materials, for broadband and omnidirectional light, and other kinds of waves.

I. INTRODUCTION

Multiple scattering of light and other kinds of waves in disordered media has been extensively studied in the last decades. The field has been initially driven by fundamental questions in mesoscopic physics [1, 2], and by applications in sensing and imaging [3, 4]. It has been recognized that spatial correlations in the disorder strongly influence the properties of a scattering medium [5–10], and the concept of correlated materials—a class of materials being neither fully random nor perfectly crystalline—has emerged [11–14]. Engineering disorder may become a novel approach in the design of photonic materials with specific functionalities [15–19].

An interesting feature of correlated disorder is the possibility to tune the level of absorption. Enhancing absorption with disordered materials, while keeping other properties (*e.g.* electrical conduction or mechanical response) unaffected, is a key issue for light harvesting in photovoltaic devices [20–24]. The possibility of using spatial correlations to enhance substantially the level of absorption in disordered materials has been highlighted recently [12, 25–29]. Upper bounds for absorbance enhancement have been derived, which provide constraints that can guide optimization processes [30–32]. It is also interesting to recall that enhanced absorption motivated early studies of Anderson localization of light [33]. It is interesting to note that absorption enhancement is also possible through the concept of coherent perfect absorption, which requires an action on a coherent incident wavefront [34–38].

In a recent contribution, some of us have shown that in a model material made of discrete absorbing scatterers in a transparent matrix, the average absorbed power can be maximized by distributing the scatterers on a disordered stealth hyperuniform point pattern [32]. This absorption enhancement in non-crystalline (partially ordered) distributions of scatterers was shown to be broadband with a wide angular acceptance (contrary to coherent resonant absorption that is usually limited to narrow frequency and angular ranges). The main goal of the present paper is to develop a theoretical framework to analyze absorption in correlated disordered media, and to prove the rel-

evance of stealth hyperuniform patterns in maximizing the average absorbed power. The paper is organized as follows. In Sec. II we derive an exact (non-perturbative) expression for the average power absorbed in a disordered medium using multiple scattering theory. In Sec. III, we show that in the weak-extinction regime, the expression of the absorbed power is consistent with radiative transfer theory in the appropriate large-scale limit. In this framework, we prove in Sec. IV that, in a medium made of discrete absorbing scatterers in a transparent background, the average absorbed power can be maximized when the scatterers are distributed on a stealth hyperuniform pattern. Interestingly, we also prove that although spatial correlations substantially influence the scattering mean free path, they actually leave the absorption mean free path unaffected in the weak-extinction regime. Finally we briefly summarize the main results in Sec. V.

II. AVERAGE ABSORBED POWER

We consider a disordered medium described by a position and frequency dependent dielectric function of the form $\epsilon(\mathbf{r}, \omega) = 1 + \delta\epsilon(\mathbf{r}, \omega)$, where $\delta\epsilon$ is a random variable assumed to be complex valued. The imaginary part of $\delta\epsilon$ accounts for absorption in the medium. We further assume that $\delta\epsilon$ has a correlation function

$$\langle \delta\epsilon(\mathbf{r}, \omega) \delta\epsilon^*(\mathbf{r}', \omega) \rangle = \langle \delta\epsilon(\mathbf{r}, \omega) \rangle \langle \delta\epsilon^*(\mathbf{r}', \omega) \rangle + C(\mathbf{r} - \mathbf{r}'), \quad (1)$$

where $\langle \dots \rangle$ denotes statistical averaging over realizations of disorder, and $*$ stands for complex conjugate. Here we assume that the medium is statistically homogeneous and isotropic, with $C(\mathbf{r} - \mathbf{r}')$ depending only on $|\mathbf{r} - \mathbf{r}'|$. The correlation function above implies that the real and imaginary parts of the dielectric function are perfectly correlated. This general permittivity model includes the particular case of absorbing particles distributed in a transparent matrix, which will be considered in Sec. IV B. Also note that we do not require $\delta\epsilon$ to have zero mean, since its imaginary part is non-negative in a passive absorbing medium. Upon illumination by an external optical field, and in the scalar wave model that we use in this study,

the local average absorbed power per unit volume is [39]

$$\langle \mathcal{P}_a(\mathbf{r}, \omega) \rangle = \frac{1}{2} \text{Re} \langle j(\mathbf{r}, \omega) E^*(\mathbf{r}, \omega) \rangle, \quad (2)$$

where $E(\mathbf{r}, \omega)$ is the electric field and $j(\mathbf{r}, \omega)$ the current density. Since $j(\mathbf{r}, \omega) = -i\omega\epsilon_0 \delta\epsilon(\mathbf{r}, \omega) E(\mathbf{r}, \omega)$, we immediately find that

$$\langle \mathcal{P}_a(\mathbf{r}, \omega) \rangle = \frac{\epsilon_0 \omega}{2} \text{Im} \langle \delta\epsilon(\mathbf{r}, \omega) E(\mathbf{r}, \omega) E^*(\mathbf{r}, \omega) \rangle \quad (3)$$

where ϵ_0 is the vacuum permittivity. We shall now derive a general expression for $\langle \mathcal{P}_a(\mathbf{r}, \omega) \rangle$ in the framework of the standard perturbative theory of multiple scattering.

A. Electric field and multiple scattering

We start by introducing a diagrammatic expansion of the electric field. For the sake of simplicity, we omit the dependence on ω , keeping in mind that all fields are monochromatic. The electric field obeys the Helmholtz equation

$$\Delta E(\mathbf{r}) + k_0^2 \epsilon(\mathbf{r}) E(\mathbf{r}) = S(\mathbf{r}) \quad (4)$$

where $k_0 = \omega/c = 2\pi/\lambda$ is the vacuum wavenumber, c being the speed of light and λ the wavelength in free space, and $S(\mathbf{r})$ is an external source. Likewise, the incident field E_0 is the solution to

$$\Delta E_0(\mathbf{r}) + k_0^2 E_0(\mathbf{r}) = S(\mathbf{r}). \quad (5)$$

From Eqs. (4) and (5), it is easy to see that the scattered field $E_s = E - E_0$ obeys

$$\Delta E_s(\mathbf{r}) + k_0^2 E_s(\mathbf{r}) = -k_0^2 \delta\epsilon(\mathbf{r}) E(\mathbf{r}). \quad (6)$$

The free-space Green function G_0 is the solution to

$$\Delta G_0(\mathbf{r}, \mathbf{r}_0) + k_0^2 G_0(\mathbf{r}, \mathbf{r}_0) = -\delta(\mathbf{r} - \mathbf{r}_0) \quad (7)$$

with an outgoing wave condition when $|\mathbf{r} - \mathbf{r}_0| \rightarrow \infty$, and is given by

$$G_0(\mathbf{r}, \mathbf{r}_0) = \frac{\exp(ik_0|\mathbf{r} - \mathbf{r}_0|)}{4\pi|\mathbf{r} - \mathbf{r}_0|}. \quad (8)$$

Using Eqs. (6) and Eq. (7), the scattered field can be written as

$$E_s(\mathbf{r}) = \int G_0(\mathbf{r}, \mathbf{r}') V(\mathbf{r}') E(\mathbf{r}') d^3 r', \quad (9)$$

where $V(\mathbf{r}') = k_0^2 \delta\epsilon(\mathbf{r}')$ is the scattering potential. The total field obeys the integral equation

$$E(\mathbf{r}) = E_0(\mathbf{r}) + \int G_0(\mathbf{r}, \mathbf{r}') V(\mathbf{r}') E(\mathbf{r}') d^3 r', \quad (10)$$

which is known as the Lippmann-Schwinger equation. It can be rewritten formally using operator notation, in the form

$$E = E_0 + G_0 V E. \quad (11)$$

Upon iterating this equation, we obtain the Born series

$$E = E_0 + G_0 V E_0 + G_0 V G_0 V E_0 + G_0 V G_0 V G_0 V E_0 + \dots \quad (12)$$

that can be understood as a multiple scattering expansion. For practical calculations, it is useful to write the above expansion using diagrams [40], with the following rules: A circle denotes a scattering event by the potential V , a solid line represents a free-space Green function G_0 , and a dotted line stands for the incident field E_0 . Following these rules, Eq. (12) becomes

$$E = \text{-----} + \text{---}\bigcirc\text{---} + \text{---}\bigcirc\text{---}\bigcirc\text{---} + \dots \quad (13)$$

The same expansion can be written for the complex conjugate E^* .

B. Diagrammatic calculation of average absorbed power

We now turn to the diagrammatic expansion of $V E E^*$, which is at the root of the computation of the average absorbed power, as can be seen from Eq. (3). Using the upper line for $V E$ and the bottom line for E^* , we can write

$$V E E^* = \begin{array}{ccccccccc} \bigcirc\text{---} & \bigcirc\text{---} & \bigcirc\text{---}\bigcirc\text{---} & \bigcirc\text{---}\bigcirc\text{---} & \bigcirc\text{---} & & & & \\ & + & & + & & + & & + & \\ \text{---} & \text{---}\bigcirc\text{---} & \text{---} & \text{---}\bigcirc\text{---} & \text{---}\bigcirc\text{---}\bigcirc\text{---} & & & & \\ & + & & + & & + & & + & \\ & \text{---} & \text{---}\bigcirc\text{---}\bigcirc\text{---} & \text{---}\bigcirc\text{---} & \text{---}\bigcirc\text{---} & & & & \end{array} + \dots \quad (14)$$

where the expansion has been limited to third-order scattering. Note that the two lines only differ by the presence

of a scattering event V on the left of each diagram in the

upper line. Next, we proceed with the calculation of the ensemble average of Eq. (14) over all possible configurations of disorder. We start by considering two consecutive scattering events, *i.e.* VG_0V . We can write

$$\langle VG_0V \rangle = \langle V \rangle G_0 \langle V \rangle + \langle VG_0V \rangle_c, \quad (15)$$

where the second term accounts for structural correlations in the disorder, and is often referred to as the connected part (*i.e.* the part that cannot be factorized). In terms of diagrams, the above equation is

$$\langle VG_0V \rangle = \text{---} \circ \text{---} \circ \text{---} + \text{---} \circ \text{---} \circ \text{---} \quad (16)$$

Here the dotted link in the second diagram means that the two scattering events are spatially correlated. The presence of correlations affects the higher-order terms in a similar way. For example, for three scattering events, we have

$$\begin{aligned} \langle VG_0VG_0V \rangle = & \text{---} \circ \text{---} \circ \text{---} \circ \text{---} + \text{---} \circ \text{---} \circ \text{---} \circ \text{---} \\ & + \text{---} \circ \text{---} \circ \text{---} \circ \text{---} + \text{---} \circ \text{---} \circ \text{---} \circ \text{---} + \text{---} \circ \text{---} \circ \text{---} \circ \text{---} \end{aligned} \quad (17)$$

We now make use of this averaging method to calculate $\langle VEE^* \rangle$, and consider separately two situations.

In the first situation, we assume that the first scattering event in Eq. (14), *i.e.* the upper left circle in each diagram in the upper line, is not correlated to any other scattering event, or is connected to a scattering event in the upper line only. The expansion below shows typical diagrams contributing to $\langle VEE^* \rangle$ in this situation:

$$\begin{aligned} \langle VEE^* \rangle_1 = & \text{---} \circ \text{---} \circ \text{---} \text{---} \\ & + \text{---} \circ \text{---} \text{---} \\ & + \text{---} \circ \text{---} \circ \text{---} \text{---} + \text{---} \circ \text{---} \circ \text{---} \text{---} \\ & + \text{---} \circ \text{---} \circ \text{---} \text{---} + \text{---} \circ \text{---} \circ \text{---} \text{---} + \dots \end{aligned} \quad (18)$$

Next we introduce the self-energy Σ , defined as

$$\Sigma = \text{---} \circ \text{---} + \text{---} \circ \text{---} \circ \text{---} + \text{---} \circ \text{---} \circ \text{---} \circ \text{---} + \dots \quad (19)$$

The self-energy describes the propagation of the average field $\langle E \rangle$, and is a central quantity in multiple scattering theory [1, 2, 41]. Indeed, by averaging Eq. (13), we obtain

$$\begin{aligned} \langle E \rangle = & \text{---} \text{---} + \text{---} \circ \text{---} \text{---} + \text{---} \circ \text{---} \circ \text{---} \text{---} \\ & + \text{---} \circ \text{---} \circ \text{---} \text{---} + \dots \end{aligned} \quad (20)$$

Using Eq. (19), it can be seen that the average field obeys

$$\langle E \rangle = E_0 + G_0 \Sigma \langle E \rangle, \quad (21)$$

which is known as the Dyson equation. Likewise, the average Green function obeys

$$\langle G \rangle = G_0 + G_0 \Sigma \langle G \rangle. \quad (22)$$

In real space, the Dyson equation for the electric field is

$$\langle E(\mathbf{r}) \rangle = E_0(\mathbf{r}) + \int G_0(\mathbf{r}, \mathbf{r}') \Sigma(\mathbf{r}, \mathbf{r}') \langle E(\mathbf{r}') \rangle d^3r'. \quad (23)$$

It is also useful to introduce the diagrammatic expansion of the field correlation function $\langle EE^* \rangle$, which takes the following form:

$$\begin{aligned} \langle EE^* \rangle = & \text{---} \text{---} + \text{---} \circ \text{---} \text{---} + \text{---} \circ \text{---} \text{---} \\ & + \dots \end{aligned} \quad (24)$$

From Eqs. (18), (19) and (24), it can be seen that

$$\langle VEE^* \rangle_1 = \Sigma \langle EE^* \rangle, \quad (25)$$

since all “horizontal” correlations in the upper line are included in Σ , while all “vertical” correlations, as in the third diagram in Eq. (18), are included in $\langle EE^* \rangle$. Finally, using Eqs. (3) and (25), we obtain a first contribution to the average absorbed power density

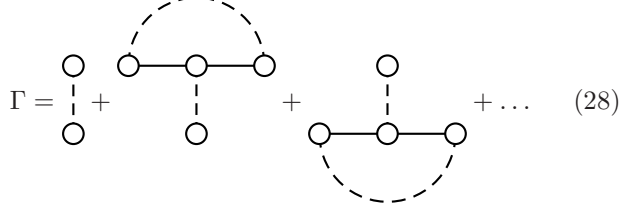
$$\begin{aligned} \langle \mathcal{P}_a(\mathbf{r}) \rangle_1 = & \frac{\epsilon_0 c^2}{2\omega} \text{Im} \left[\int \Sigma(\mathbf{r}, \mathbf{r}') \langle E(\mathbf{r}') E^*(\mathbf{r}) \rangle d^3r' \right]. \end{aligned} \quad (26)$$

In the second situation, we consider that the first scattering event in Eq. (14) is correlated to one or several scattering events in the lower line, and in addition potentially correlated to one or several events in the upper line (*i.e.* we consider all diagrams not taken into account in the previous situation). In this situation, the expansion of $\langle VEE^* \rangle$ takes the form

$$\begin{aligned} \langle VEE^* \rangle_2 = & \text{---} \circ \text{---} \circ \text{---} \text{---} + \text{---} \circ \text{---} \circ \text{---} \text{---} \\ & + \text{---} \circ \text{---} \circ \text{---} \text{---} + \text{---} \circ \text{---} \circ \text{---} \text{---} + \dots \end{aligned} \quad (27)$$

in which a few typical diagrams have been represented. In order to simplify this expansion, we introduce the in-

tensity vertex Γ , defined by



$$\Gamma = \text{diagram 1} + \text{diagram 2} + \text{diagram 3} + \dots \quad (28)$$

The vertex Γ is another important quantity in multiple scattering theory, and describes the behavior of the field correlation function $\langle EE^* \rangle$ [1, 2, 41]. Indeed, using Eqs. (19), (22), (24) and (28), it can be shown that the field correlation function obeys

$$\langle EE^* \rangle = \langle E \rangle \langle E^* \rangle + \langle G \rangle \langle G^* \rangle \Gamma \langle EE^* \rangle, \quad (29)$$

which is known as the Bethe-Salpeter equation. In real space, this equations reads as

$$\begin{aligned} \langle E(\mathbf{r})E^*(\boldsymbol{\rho}) \rangle &= \langle E(\mathbf{r}) \rangle \langle E^*(\boldsymbol{\rho}) \rangle \\ &+ \int \langle G(\mathbf{r}, \mathbf{r}') \rangle \langle G^*(\boldsymbol{\rho}, \boldsymbol{\rho}') \rangle \Gamma(\mathbf{r}', \boldsymbol{\rho}', \mathbf{r}'', \boldsymbol{\rho}'') \\ &\times \langle E(\mathbf{r}'')E^*(\boldsymbol{\rho}'') \rangle d^3r' d^3r'' d^3\rho' d^3\rho''. \end{aligned} \quad (30)$$

Using Eqs. (19), (22), (27) and (28), it can be seen that

$$\langle VEE^* \rangle_2 = \langle G^* \rangle \Gamma \langle EE^* \rangle, \quad (31)$$

which, after insertion into Eq. (3), leads to the second contribution to the average absorbed power density:

$$\begin{aligned} \langle \mathcal{P}_a(\mathbf{r}) \rangle_2 &= \frac{\epsilon_0 c^2}{2\omega} \text{Im} \left[\int \langle G^*(\mathbf{r}, \boldsymbol{\rho}) \rangle \right. \\ &\times \Gamma(\mathbf{r}, \boldsymbol{\rho}, \mathbf{r}', \boldsymbol{\rho}') \langle E(\mathbf{r}')E^*(\boldsymbol{\rho}') \rangle d^3r' d^3\rho d^3\rho' \left. \right]. \end{aligned} \quad (32)$$

In summary, we have shown that the average absorbed power density can be written as

$$\langle \mathcal{P}_a(\mathbf{r}) \rangle = \langle \mathcal{P}_a(\mathbf{r}) \rangle_1 + \langle \mathcal{P}_a(\mathbf{r}) \rangle_2, \quad (33)$$

where the two terms on the right-hand side are given by Eqs. (26) and (32), respectively. This result has been derived for scalar waves without any approximation using the diagrammatic description of multiple scattering. In a medium with finite size occupying a volume \mathcal{V} , the total absorbed power $\langle P_a \rangle$ is obtained by computing the integral $\langle P_a \rangle = \int_{\mathcal{V}} \langle \mathcal{P}_a(\mathbf{r}) \rangle d^3r$.

The fact that the expression of $\langle \mathcal{P}_a \rangle$ only involves the self-energy Σ and intensity vertex Γ makes the result easy to generalize beyond the model of continuous disorder. This can be done by writing Σ and Γ in terms of the T-matrix of the medium, which itself can be written in terms of T-matrices of individual scatterers [42]. It is important to note that Eq. (33) is not self-contained. Indeed, computing the integrals in Eqs. (26) and (32) requires the knowledge of $\langle G \rangle$ and $\langle EE^* \rangle$, that are solutions to the Dyson and Bethe-Salpeter equations, respectively.

In the following, it will prove useful to rewrite Eq. (33) in Fourier space. Assuming statistical translational invariance, the Fourier transforms of the self-energy, average Green function and intensity vertex take the form

$$\Sigma(\mathbf{k}, \mathbf{k}') = 2\pi\delta(\mathbf{k} - \mathbf{k}')\tilde{\Sigma}(\mathbf{k}), \quad (34)$$

$$\langle G(\mathbf{k}, \mathbf{k}') \rangle = 2\pi\delta(\mathbf{k} - \mathbf{k}') \langle \tilde{G}(\mathbf{k}) \rangle, \quad (35)$$

$$\begin{aligned} \Gamma(\mathbf{k}, \mathbf{k}', \boldsymbol{\kappa}, \boldsymbol{\kappa}') &= 8\pi^3\delta(\mathbf{k} - \mathbf{k}' - \boldsymbol{\kappa} + \boldsymbol{\kappa}') \\ &\times \tilde{\Gamma}(\mathbf{k}, \mathbf{k}', \boldsymbol{\kappa}, \boldsymbol{\kappa}'). \end{aligned} \quad (36)$$

Using the above expressions, Eq. (33) can be rewritten as

$$\begin{aligned} \langle \mathcal{P}_a(\mathbf{r}) \rangle &= \frac{\epsilon_0 c^2}{2\omega} \text{Im} \left[\int \tilde{\Sigma} \left(\mathbf{k} + \frac{\mathbf{q}}{2} \right) \left\langle E \left(\mathbf{k} + \frac{\mathbf{q}}{2} \right) E^* \left(\mathbf{k} - \frac{\mathbf{q}}{2} \right) \right\rangle \exp(i\mathbf{q} \cdot \mathbf{r}) \frac{d^3k}{8\pi^3} \frac{d^3q}{8\pi^3} \right. \\ &+ \int \left\langle \tilde{G}^* \left(\mathbf{k} - \frac{\mathbf{q}}{2} \right) \right\rangle \tilde{\Gamma} \left(\mathbf{k} + \frac{\mathbf{q}}{2}, \mathbf{k} - \frac{\mathbf{q}}{2}, \mathbf{k}' + \frac{\mathbf{q}}{2}, \mathbf{k}' - \frac{\mathbf{q}}{2} \right) \left\langle E \left(\mathbf{k}' + \frac{\mathbf{q}}{2} \right) E^* \left(\mathbf{k}' - \frac{\mathbf{q}}{2} \right) \right\rangle \exp(i\mathbf{q} \cdot \mathbf{r}) \frac{d^3k}{8\pi^3} \frac{d^3k'}{8\pi^3} \frac{d^3q}{8\pi^3} \left. \right]. \end{aligned} \quad (37)$$

In absence of absorption, the right-hand side in Eq. (37) has to vanish. It is interesting to note that this condition is in agreement with the Ward identity, as shown in App. A. Consistency with the Ward identity, or equivalently with energy conservation, is an important feature of the multiple scattering theory developed in this section. Expression (37) is the starting point of the derivation of an asymptotic form of the average absorbed power in Sec. III, and of the discussion of the maximization of absorption using structural correlations as a degree of

freedom in Sec. IV.

III. WEAK EXTINCTION AND RADIATIVE TRANSFER LIMIT

In this section, we derive an asymptotic expression of the average absorbed power density in the weak-extinction regime, and show that, in this limit, the usual picture of radiative transfer theory is recovered. The con-

dition of weak extinction can be written as $k_0 \ell_e \gg 1$, where ℓ_e is the extinction mean free path. Qualitatively, ℓ_e is the average distance between successive extinction events (scattering or absorption). It will be defined precisely below [see Eq. (45)]. In this regime, the average field $\langle E \rangle$ and average intensity $\langle I \rangle = \langle |E|^2 \rangle$ vary on the scale of the mean free path, which is much larger than the wavelength. This means that a large-scale approximation can be performed in Eq. (37), that is, we can

$$\begin{aligned} \left\langle E \left(\mathbf{k} + \frac{\mathbf{q}}{2} \right) E^* \left(\mathbf{k} - \frac{\mathbf{q}}{2} \right) \right\rangle &= \left\langle \tilde{G} \left(\mathbf{k} + \frac{\mathbf{q}}{2} \right) \right\rangle \left\langle \tilde{G}^* \left(\mathbf{k} - \frac{\mathbf{q}}{2} \right) \right\rangle \\ &\times \int \tilde{\Gamma} \left(\mathbf{k} + \frac{\mathbf{q}}{2}, \mathbf{k} - \frac{\mathbf{q}}{2}, \mathbf{k}' + \frac{\mathbf{q}}{2}, \mathbf{k}' - \frac{\mathbf{q}}{2} \right) \left\langle E \left(\mathbf{k}' + \frac{\mathbf{q}}{2} \right) E^* \left(\mathbf{k}' - \frac{\mathbf{q}}{2} \right) \right\rangle \frac{d^3 k'}{8\pi^3}. \end{aligned} \quad (38)$$

In this equation we have neglected the exponentially small contribution of the average field on the right-hand side, since we assume that the intensity is calculated far from the external source S . The Dyson equation (22) can also be written as

$$\left\langle \tilde{G}(\mathbf{k}) \right\rangle = G_0(\mathbf{k}) + G_0(\mathbf{k}) \tilde{\Sigma}(\mathbf{k}) \left\langle \tilde{G}(\mathbf{k}) \right\rangle, \quad (39)$$

from which we obtain

$$\left\langle \tilde{G}(\mathbf{k}) \right\rangle = \frac{1}{G_0(\mathbf{k})^{-1} - \tilde{\Sigma}(\mathbf{k})} = \frac{1}{k^2 - k_0^2 - \tilde{\Sigma}(\mathbf{k})}, \quad (40)$$

where $k = |\mathbf{k}|$. The weak-extinction limit is defined by the condition $|\tilde{\Sigma}(\mathbf{k})| \ll k_0^2$. Since $\left\langle \tilde{G}(\mathbf{k}) \right\rangle$ is peaked around $k = k_0$, we can evaluate the self-energy $\Sigma(\mathbf{k})$ on-shell for $k = k_0$. Making use of the identity

$$\lim_{\epsilon \rightarrow 0^+} \frac{1}{x - x_0 + i\epsilon} = \text{PV} \left[\frac{1}{x - x_0} \right] - i\pi \delta(x - x_0), \quad (41)$$

and taking the large-scale limit $\mathbf{q} \rightarrow 0$, it can be shown that

$$\begin{aligned} \left\langle \tilde{G} \left(\mathbf{k} + \frac{\mathbf{q}}{2} \right) \right\rangle \left\langle \tilde{G}^* \left(\mathbf{k} - \frac{\mathbf{q}}{2} \right) \right\rangle \\ \sim - \frac{i\pi \delta[k^2 - k_0^2 - \text{Re} \tilde{\Sigma}(k_0)]}{\mathbf{k} \cdot \mathbf{q} - i \text{Im} \tilde{\Sigma}(k_0)}. \end{aligned} \quad (42)$$

The delta function fixes $k = k_r$, with $k_r^2 = k_0^2 + \text{Re} \tilde{\Sigma}(k_0)$. Next we define the specific intensity $\mathcal{I}(\mathbf{q}, \mathbf{u})$ by

$$\frac{16\pi^3 \omega}{\epsilon_0 c^2 k_r^3} \delta(k - k_r) \mathcal{I}(\mathbf{q}, \mathbf{u}) = \left\langle E \left(\mathbf{k} + \frac{\mathbf{q}}{2} \right) E^* \left(\mathbf{k} - \frac{\mathbf{q}}{2} \right) \right\rangle, \quad (43)$$

where $\mathbf{u} = \mathbf{k}/k$ is a unit vector. Inserting Eqs. (42) and (43) into Eq. (38), performing the large-scale limit $\mathbf{q} \rightarrow 0$ in the intensity vertex, and Fourier transforming

assume $|\mathbf{q}| \ll \{|\mathbf{k}|, |\mathbf{k}'|\}$. Under this approximation, it is known that the average intensity obeys the Radiative Transfer Equation (RTE). The detailed derivation of the RTE is beyond the scope of this paper, and can be found for example in Refs. 41, 43, and 44. Here we briefly summarize the main steps. We start by Fourier transforming the Bethe-Sapeter equation (30) in Fourier space, which leads to

with respect to \mathbf{q} , leads to the RTE

$$\mathbf{u} \cdot \nabla_{\mathbf{r}} \mathcal{I}(\mathbf{r}, \mathbf{u}) + \frac{1}{\ell_e} \mathcal{I}(\mathbf{r}, \mathbf{u}) = \frac{1}{\ell_s} \int p(\mathbf{u}, \mathbf{u}') \mathcal{I}(\mathbf{r}, \mathbf{u}') d\mathbf{u}', \quad (44)$$

where $d\mathbf{u}'$ means integration over the unit sphere. Here the extinction mean-free path ℓ_e , the scattering mean-free path ℓ_s and the phase function $p(\mathbf{u}, \mathbf{u}')$ are defined by

$$\frac{1}{\ell_e} = \frac{\text{Im} \tilde{\Sigma}(k_0)}{k_r}, \quad (45)$$

$$\frac{1}{\ell_s} = \frac{1}{16\pi^2} \int \tilde{\Gamma}(k_r \mathbf{u}', k_r \mathbf{u}, k_r \mathbf{u}', k_r \mathbf{u}) d\mathbf{u}', \quad (46)$$

$$p(\mathbf{u}, \mathbf{u}') = \frac{\ell_s}{16\pi^2} \tilde{\Gamma}(k_r \mathbf{u}', k_r \mathbf{u}, k_r \mathbf{u}', k_r \mathbf{u}). \quad (47)$$

The specific intensity $\mathcal{I}(\mathbf{r}, \mathbf{u})$ in Eq. (44) can be understood as a local and directional energy flux, in agreement with the usual picture in radiative transfer theory [45]. The regime in which the transport of the average intensity is described by the RTE will be denoted hereafter by radiative transfer limit.

In the radiative transfer limit, making use of the weak-extinction and large scale ($\mathbf{q} \rightarrow 0$) approximations, it is easy to show that Eq. (37) becomes

$$\langle \mathcal{P}_a(\mathbf{r}) \rangle = \frac{1}{\ell_e} \int \mathcal{I}(\mathbf{r}, \mathbf{u}) d\mathbf{u} - \frac{1}{\ell_s} \int \mathcal{I}(\mathbf{r}, \mathbf{u}) d\mathbf{u}. \quad (48)$$

Defining the average energy density U by [45]

$$U(\mathbf{r}) = \frac{1}{v_E} \int \mathcal{I}(\mathbf{r}, \mathbf{u}) d\mathbf{u}, \quad (49)$$

where v_E is the energy (or transport) velocity, and introducing the absorption mean free path ℓ_a such that $\ell_a^{-1} = \ell_e^{-1} - \ell_s^{-1}$, we obtain

$$\langle \mathcal{P}_a(\mathbf{r}) \rangle = \frac{v_E}{\ell_a} U(\mathbf{r}), \quad (50)$$

which is the usual expression of the average absorbed power density in radiative transfer theory [45]. We conclude that the (exact) expressions (33) and (37) of the average absorbed power density, derived from multiple scattering theory, are consistent with radiative transfer theory in the appropriate limit.

IV. MAXIMIZING THE AVERAGE ABSORBED POWER

In this section, we examine the possibility to maximize the average absorbed power in a disordered medium using structural correlations. As a model system, we consider a medium made of discrete absorbing scatterers, randomly distributed in a transparent background with a predefined number density, the only degree of freedom being the positions of the individual scatterers.

A. A useful splitting of the average absorbed power

Here we derive a splitting of the average absorbed power previously introduced in Ref. 32, that proved to be useful as a starting point for the maximization of absorption. We start by recalling the energy conservation law in a scattering medium. For scalar waves, we define the extinguished, absorbed and scattered power densities by

$$\mathcal{P}_e(\mathbf{r}) = \frac{1}{2} \text{Re} [j(\mathbf{r}) E_0^*(\mathbf{r})], \quad (51)$$

$$\mathcal{P}_a(\mathbf{r}) = \frac{1}{2} \text{Re} [j(\mathbf{r}) E^*(\mathbf{r})], \quad (52)$$

$$\mathcal{P}_s(\mathbf{r}) = \nabla \cdot \mathbf{J}_s(\mathbf{r}), \quad (53)$$

where $\mathbf{J}_s = 1/(2\omega\mu_0) \text{Im} [E_s(\mathbf{r}) \nabla E_s^*(\mathbf{r})]$ is the energy current of the scattered field, μ_0 being the vacuum permeability. Energy conservation states that the extinguished power (the power transferred from the incident field to the medium) is either absorbed or scattered, which reads as

$$\mathcal{P}_e(\mathbf{r}) = \mathcal{P}_a(\mathbf{r}) + \mathcal{P}_s(\mathbf{r}). \quad (54)$$

This local energy conservation law is derived in App. B.

In a disordered medium described statistically, all fields and induced sources are random variables, that can be written as the sum of an average value and a fluctuation, in the form

$$\begin{cases} j = \langle j \rangle + \delta j, \\ E = \langle E \rangle + \delta E, \\ E_s = \langle E_s \rangle + \delta E_s, \end{cases} \quad (55)$$

with all fluctuating terms averaging to zero. Average quadratic quantities, such as the extinguished, absorbed and scattered power densities, can be cast in the form

$$\langle \mathcal{P}_{e,a,s}(\mathbf{r}) \rangle = \overline{\mathcal{P}}_{e,a,s}(\mathbf{r}) + \tilde{\mathcal{P}}_{e,a,s}(\mathbf{r}), \quad (56)$$

where $\overline{\mathcal{P}}_{e,a,s}$ only depends on average quantities $\langle j \rangle$, $\langle E \rangle$ and $\langle E_s \rangle$, and $\tilde{\mathcal{P}}_{e,a,s}$ only depends on their fluctuating counterparts δj , δE and δE_s . Since the incident field E_0 is deterministic, $\langle E_0 \rangle = E_0$ and $\delta E_0 = 0$, which leads to $\langle \mathcal{P}_e(\mathbf{r}) \rangle = \overline{\mathcal{P}}_e(\mathbf{r})$. Averaging Eq. (54), and making use of the above splitting, leads to

$$\overline{\mathcal{P}}_e(\mathbf{r}) = \overline{\mathcal{P}}_a(\mathbf{r}) + \tilde{\mathcal{P}}_a(\mathbf{r}) + \overline{\mathcal{P}}_s(\mathbf{r}) + \tilde{\mathcal{P}}_s(\mathbf{r}). \quad (57)$$

The average field $\langle E \rangle$ obeys the Dyson equation (23), which shows that it propagates in an effective medium with properties defined by the self energy Σ . More precisely, in a statistically homogeneous and isotropic medium, and in absence of non-locality (meaning that field variations on the scale of the correlation length of the medium are disregarded), the average scattered field obeys an Helmholtz equation similar to Eq. (6), with $\delta\epsilon$ replaced by an effective dielectric function, and E replaced by $\langle E \rangle$ in the source term [1]. Starting from this equation, and following the same steps as those leading to Eq. (54) (given in App. B), we obtain

$$\overline{\mathcal{P}}_e(\mathbf{r}) = \overline{\mathcal{P}}_a(\mathbf{r}) + \overline{\mathcal{P}}_s(\mathbf{r}). \quad (58)$$

From Eqs. (57) and (58), we immediately find that

$$\tilde{\mathcal{P}}_a(\mathbf{r}) + \tilde{\mathcal{P}}_s(\mathbf{r}) = 0, \quad (59)$$

which also implies that

$$\langle \mathcal{P}_a(\mathbf{r}) \rangle = \overline{\mathcal{P}}_a(\mathbf{r}) - \tilde{\mathcal{P}}_s(\mathbf{r}). \quad (60)$$

The first term on the right-hand side is by definition

$$\overline{\mathcal{P}}_a(\mathbf{r}) = \frac{1}{2} \text{Re} [\langle j(\mathbf{r}) \rangle \langle E^*(\mathbf{r}) \rangle]. \quad (61)$$

It actually corresponds to the factorized contribution to $\langle \mathcal{P}_a(\mathbf{r}) \rangle_1$ in Eq. (26), namely

$$\overline{\mathcal{P}}_a(\mathbf{r}) = \frac{\epsilon_0 c^2}{2\omega} \text{Im} \left[\int \Sigma(\mathbf{r}, \mathbf{r}') \langle E(\mathbf{r}') \rangle \langle E^*(\mathbf{r}) \rangle d^3 r' \right]. \quad (62)$$

In the diagrammatic representation, this term results from all possible scattering sequences for E and E^* that are disconnected from one another. In the radiative transfer limit, it also corresponds to

$$\overline{\mathcal{P}}_a(\mathbf{r}) = \frac{v_E}{\ell_e} \overline{U}(\mathbf{r}), \quad (63)$$

where $\overline{U}(\mathbf{r})$ is the ballistic energy density (*i.e.*, the energy density associated to the average field). Note that Eq. (63) is deduced from Eq. (62) by following the steps leading from Eq. (37) to Eq. (48) (the full derivation is not written for the sake of brevity). In the expression above, we clearly see that $\overline{\mathcal{P}}_a$ is not the power absorbed by the ballistic beam, which would be proportional to $\ell_e^{-1} \overline{U}$.

The second term on the right-hand side in Eq. (60) is deduced by identification with the other terms in Eqs. (26) and (32), which gives

$$\begin{aligned} \tilde{\mathcal{P}}_s(\mathbf{r}) = & -\frac{\epsilon_0 c^2}{2\omega} \text{Im} \left[\int \Sigma(\mathbf{r}, \mathbf{r}') \langle E(\mathbf{r}') E^*(\mathbf{r}) \rangle_c d^3 r' \right. \\ & + \int \langle G^*(\mathbf{r} - \boldsymbol{\rho}, \omega) \rangle \Gamma(\mathbf{r}, \boldsymbol{\rho}, \mathbf{r}', \boldsymbol{\rho}', \omega) \\ & \left. \times \langle E(\mathbf{r}', \omega) E^*(\boldsymbol{\rho}', \omega) \rangle d^3 r' d^3 \rho d^3 \rho' \right], \quad (64) \end{aligned}$$

where $\langle XX' \rangle_c = \langle XX' \rangle - \langle X \rangle \langle X' \rangle$ denotes the connected part of a correlation function. In the radiative transfer limit, this corresponds to

$$\tilde{\mathcal{P}}_s(\mathbf{r}) = -\frac{v_E}{\ell_e} \tilde{U}(\mathbf{r}) + \frac{v_E}{\ell_s} U(\mathbf{r}) \quad (65)$$

$$= -\frac{v_E}{\ell_a} \tilde{U}(\mathbf{r}) + \frac{v_E}{\ell_s} \bar{U}(\mathbf{r}), \quad (66)$$

where $\tilde{U} = U - \bar{U}$ is the diffuse energy density. The total absorbed power P_a is obtained by integrating the power density over the volume of the disordered medium. From Eq. (60), we immediately find that

$$\langle P_a \rangle = \bar{P}_a - \tilde{P}_s. \quad (67)$$

The term \tilde{P}_s , which represents the scattered power of the fluctuating part of the field, is the integral of $\tilde{\mathcal{P}}_s(\mathbf{r})$ defined in Eq. (56), and can be easily shown to be the integral of $|\delta E_s|^2$ over a sphere with radius tending to infinity and embedding the disordered medium. This proves that $\tilde{P}_s \geq 0$, thus suggesting a strategy to maximize the average absorbed power by minimizing \tilde{P}_s and maximizing \bar{P}_a . This idea was previously examined in Ref. [32] using numerical simulations, and will be analyzed theoretically below. It is also useful to note that the two terms on the right-hand side in Eq. (67) have the following expressions in the radiative transfer limit:

$$\bar{P}_a = \frac{v_E}{\ell_e} \int \bar{U}(\mathbf{r}) d^3 r, \quad (68)$$

$$\tilde{P}_s = \frac{v_E}{\ell_s} \int \bar{U}(\mathbf{r}) d^3 r - \frac{v_E}{\ell_a} \int \tilde{U}(\mathbf{r}) d^3 r. \quad (69)$$

The structure of Eq. (69) confirms the positivity of \tilde{P}_s . Indeed the first term on the right-hand side corresponds to the power lost by the ballistic intensity due to scattering, which contributes as a source for the diffuse intensity. The second term corresponds to absorption of the diffuse intensity, which needs to be subtracted to count the net contribution of the diffuse intensity to the scattered power.

B. Minimizing \tilde{P}_s

Minimizing \tilde{P}_s amounts to maximizing the scattering mean-free path ℓ_s . Indeed, \tilde{P}_s is expected to vanish in

the limit $\ell_s \rightarrow \infty$, as can be seen from Eq. (69). The first term on the right-hand side vanishes due to the prefactor $1/\ell_s$, and the second term vanishes since $\tilde{U} = 0$ in absence of a source term generating a diffuse intensity.

In order to maximize ℓ_s , we now move to the particular case of absorbing particles in a transparent matrix. We are thus left with the problem of connecting ℓ_s to structural correlations in a medium made of discrete scatterers in a transparent background. In a dilute medium, the expansion of the intensity vertex Γ can be limited to the first diagram in Eq. (28) (diagrams with increasing number of scattering events can be shown to be proportional to increasing powers of the number density of scatterers ρ). The first diagram corresponds to

$$\Gamma(\mathbf{r}, \boldsymbol{\rho}, \mathbf{r}', \boldsymbol{\rho}') = k_0^4 C(\mathbf{r} - \boldsymbol{\rho}) \delta(\mathbf{r} - \mathbf{r}') \delta(\boldsymbol{\rho} - \boldsymbol{\rho}'), \quad (70)$$

where $C(\mathbf{R})$ is the correlation function defined in Eq. (1). Inserting this expression into Eq. (46), we obtain

$$\frac{1}{\ell_s} = \frac{k_0^4}{16\pi^2} \int \tilde{C}[k_r(\mathbf{u}' - \mathbf{u})] d\mathbf{u}', \quad (71)$$

where $\tilde{C}(\mathbf{q})$ is the Fourier transform of $C(\mathbf{R})$. For a set of identical (non-resonant) absorbing scatterers occupying a volume $\mathcal{V} \rightarrow \infty$, the dielectric function can be written

$$\epsilon(\mathbf{r}) = 1 + \Delta\epsilon \sum_j \Theta(\mathbf{r} - \mathbf{r}_j)$$

$$\text{where } \Theta(\mathbf{r} - \mathbf{r}_j) = \begin{cases} 1 & \text{if } \mathbf{r} \text{ is in particle } j, \\ 0 & \text{otherwise,} \end{cases} \quad (72)$$

The correlation function $C(\mathbf{r} - \boldsymbol{\rho})$ reads as

$$\begin{aligned} C(\mathbf{r} - \boldsymbol{\rho}) = & |\Delta\epsilon|^2 \int \Theta(\mathbf{r} - \mathbf{r}_a) \Theta(\boldsymbol{\rho} - \boldsymbol{\rho}_a) \\ & \times \left\langle \sum_{i,j} \delta(\mathbf{r}_a - \mathbf{r}_i) \delta(\boldsymbol{\rho}_a - \mathbf{r}_j) \right\rangle_c d^3 r_a d^3 \rho_a, \quad (73) \end{aligned}$$

which, after Fourier transformation, becomes

$$\begin{aligned} \tilde{C}(\mathbf{q}) = & \frac{|\Delta\epsilon\Theta(\mathbf{q})|^2}{\mathcal{V}} \int \exp[-i\mathbf{q} \cdot (\mathbf{r}_a - \boldsymbol{\rho}_a)] \\ & \times \left\langle \sum_{i,j} \delta(\mathbf{r}_a - \mathbf{r}_i) \delta(\boldsymbol{\rho}_a - \mathbf{r}_j) \right\rangle_c d^3 r_a d^3 \rho_a. \quad (74) \end{aligned}$$

We now introduce the structure factor defined by

$$S(\mathbf{q}) = \frac{1}{N} \left\langle \left| \sum_i \exp[i\mathbf{q} \cdot \mathbf{r}_i] \right|^2 \right\rangle, \quad (75)$$

where $N \rightarrow \infty$ is the number of scatterers, which can also be cast in the form

$$\begin{aligned} S(\mathbf{q}) = & \frac{1}{N} \int \exp[-i\mathbf{q} \cdot (\mathbf{r}_a - \boldsymbol{\rho}_a)] \\ & \times \left\langle \sum_{i,j} \delta(\mathbf{r}_a - \mathbf{r}_i) \delta(\boldsymbol{\rho}_a - \mathbf{r}_j) \right\rangle d^3 r_a d^3 \rho_a. \quad (76) \end{aligned}$$

From Eqs. (71), (74) and (76), the scattering mean free path can be written

$$\frac{1}{\ell_s} = \frac{\rho k_0^4 |\Delta\epsilon|^2}{16\pi^2} \int |\Theta[k_r(\mathbf{u}' - \mathbf{u})]|^2 \tilde{S}[k_r(\mathbf{u}' - \mathbf{u})] d\mathbf{u}', \quad (77)$$

where $\rho = N/V$ is the number density of scatterers. Here we have introduced a corrected structure factor $\tilde{S}(\mathbf{q})$, defined by Eq. (76) with the average value replaced by its connected part $\langle \dots \rangle_c$. $\tilde{S}(\mathbf{q})$ actually corresponds to the structure factor corrected from its forward contribution, see for example Ref. 46, section 2.1 or the Supplemental Information of Ref. 16. Also note that Θ in Eq. (77) accounts for the size of an individual scatterer. Actually the form factor is defined as $F(\mathbf{q}) = k_0^4 k_r^2 |\Delta\epsilon|^2 |\Theta(\mathbf{q})|^2 / (16\pi^2)$.

From Eq. (77), we see that the limit $\ell_s \rightarrow \infty$ is reached if the structure factor $\tilde{S}(\mathbf{q})$ vanishes in a neighborhood of $\mathbf{q} = 0$ containing the integration domain. This condition on $\tilde{S}(\mathbf{q})$ defines a stealth hyperuniform distribution of the scatterers in space [46, 47]. It is interesting to note that Eq. (77) holds in the multiple scattering regime (only the condition of weak-extinction $k_0\ell_e \gg 1$ has been assumed). This means that if K is the size of the domain in which $\tilde{S}(\mathbf{q}) = 0$ around $\mathbf{q} = 0$, ℓ_s can be considered infinite provided that $2k_r < K$. In a non absorbing medium, this coincides with the transparency regime originally discussed in Ref. [16]. In an absorbing medium, this transparency condition has to be understood as the condition minimizing the scattered power \tilde{P}_s . Finally, let us note that since Eq. (77) results from a first-order perturbative analysis (only the first diagram in the intensity vertex Γ has been taken into account), corrections to the value $1/\ell_s = 0$ discussed above are expected, due to the contribution of higher-order diagrams in Γ . This means that $1/\ell_s$ can be made very small in the multiple scattering regime, but not exactly zero. In practice, the “transparency” regime is reached when the effective ℓ_s becomes much larger than the size of the disordered medium. Beyond hyperuniformity, which is a particular case of correlated disorder, the dependence of the scattering mean-free path on correlations has been studied in different contexts such as in scattering in biological tissues [5], condensed matter physics [48, 49], or scattering from colloidal suspensions [6]. However stealth hyperuniformity has the particularity to lead to a strong increase of the scattering mean-free path [26, 46].

C. Maximizing \bar{P}_a

Maximizing the average absorbed power $\langle P_a \rangle$ in Eq. (67) also requires to maximize \bar{P}_a . Assuming that the condition $\tilde{P}_s \simeq 0$ is satisfied, \bar{P}_a can be obtained in the radiative transfer limit by solving the RTE Eq. (44) in absence of the source term on the right-hand side, and making use of Eq. (68). For practical calculations, we consider a medium confined within a slab with thickness

L , illuminated by a plane wave at normal incidence, as represented schematically in Fig. 1.

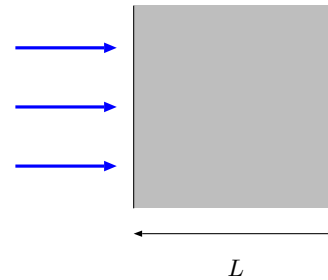


Figure 1. A slab of a scattering medium with thickness L , illuminated by a plane-wave at normal incidence.

In this geometry, and for index matched media, we obtain

$$\bar{P}_a = \frac{v_E S}{\ell_a} \int_0^L \frac{\mathcal{I}_0}{v_E} \exp\left[-\frac{s}{\ell_a}\right] ds \quad (78)$$

$$= P_0 \left[1 - \exp\left(-\frac{L}{\ell_a}\right) \right], \quad (79)$$

where we have assumed $\ell_e \simeq \ell_a$, and introduced \mathcal{I}_0 the specific intensity of the incident wave, S the transverse section of the slab (supposed to be tending to infinity), and $P_0 = \mathcal{I}_0 S$ the incident power. As expected, \bar{P}_a reaches its maximum value $\bar{P}_a = P_0$ for $L \gg \ell_a$. The condition of index matching has been chosen for the sake of illustration. Index mismatch would result in multiplying the incident power by a factor $1 - R$, with R being the reflectivity of the input interface, and by slightly increasing absorption due to total internal reflection. Keeping in mind the goal of designing efficient absorbers based on dilute materials, these effects should remain weak compared to the absorption enhancement mechanism induced by structural correlations.

The fact that absorption reaches a maximum value when $\ell_a \ll L$ may seem obvious, since once scattering has been suppressed, the medium is seen as homogenized by the propagating wave. Two subtle points need to be put forward. First, the homogenization regime that is found is induced by changing the structure factor at a constant number density ρ . In other words, it only results from spatial correlations in the positions of the scatterers (and not from a change in the average distance between them). Second, although ℓ_s depends substantially on the structure factor [Eq. (77)], the absorption mean free path ℓ_a is almost independent of structural correlations. This interesting feature has been observed recently in numerical simulations based on an exact formulation or a perturbative treatment of the scattering problem, in hard-sphere correlated systems [26, 27] or hyperuniform distributions [32]. It is also supported by a more refined analysis based on perturbation theory, which is presented in App. C. This means that even in the presence of structural correlations, in the weak-extinction regime, the absorption mean-free path ℓ_a can be taken to be close to the

independent scattering (or Boltzmann) mean-free path $\ell_a^B = 1/(\rho\sigma_a)$, where σ_a is the absorption cross section of an individual scatterer.

In summary, the scattered power \tilde{P}_s can be made arbitrarily small using a stealth hyperuniform distribution of scatterers, by reaching the regime $\ell_s \gg L$. In this regime, the average absorption $\langle P_a \rangle \simeq \bar{P}_a$, and reaches a maximum provided that $\ell_a^B \ll L$, a condition that only depends on the density ρ , and on the absorption cross section of individual scatterers. The fact that ℓ_s can be tuned independently on ℓ_a^B makes structural correlations a practical degree of freedom in the maximization of the average absorption. This result can also be understood qualitatively using a random walk picture, valid in the radiative transfer limit, in which the average absorbed power can be written as

$$\frac{\langle P_a \rangle}{P_0} = 1 - \int_0^\infty P(s) \exp\left[-\frac{s}{\ell_a^B}\right] ds, \quad (80)$$

where $P(s)$ is the probability density of a path with length s . From this expression, we clearly see that $\langle P_a \rangle / P_0$ is maximized when the condition $\ell_a^B \ll L \ll \ell_s$ is fulfilled. In this case the integral vanishes since $P(s) = 0$ over the integral range limited by the exponential cutoff.

A medium made of absorbing and scattering particles in a transparent matrix has been chosen to provide a simple model in which the substantial influence of structural correlations on absorption can be demonstrated. On the practical side, disorder assemblies of scatterers in which absorption needs to be controlled are found, for example, in soft-matter (a colloidal suspension of metallic nanoparticles, or a structural paint), in photonics (an ensemble of quantum dots in a semiconductor structure), or in atomic physics (a cold atomic cloud). Given the nature of the individual scatterers, maximizing (or more generally controlling) the collective absorption can be achieved using structural correlations as the only available degree of freedom. For example, in structural paints, one uses small absorbers to saturate the colors produce by scattering at specific wavelengths; in atomic physics and photonics, one can use reduced scattering and enhanced absorption to favor collective effects.

D. Critical optical thickness for absorption

Before concluding, it is worth analyzing the condition $\ell_a^B \ll L$ that maximizes \bar{P}_a in more details. Introducing the scattering and absorption optical thicknesses $b_s = L/\ell_s$ and $b_a = L/\ell_a^B$, respectively, we can expect that in the condition $b_s \simeq 0$ provided by stealth hyperuniformity, \bar{P}_a reaches its maximum value for $b_a > b_{a,c}$, with $b_{a,c}$ a critical absorption optical thickness. Beyond $b_{a,c}$, the homogenized medium can be considered as semi-infinite [which corresponds to $\bar{P}_a \simeq P_0$ in Eq. (79)], and the average absorbed power is maximized. The value of

$b_{a,c}$ can be determined numerically. As an illustration, we find $b_{a,c} \sim 2.61$ in the radiative transfer limit, by solving the RTE using a Monte Carlo method for isotropic scattering [50], as shown in Fig. 2. This value of $b_{a,c}$ can also be determined using a semi-analytical approach, as described in App. D.

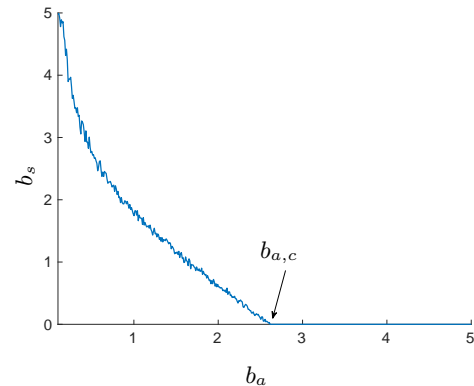


Figure 2. Scattering optical thickness b_s giving the maximum average absorbed power versus the absorption thickness b_a . The calculation is performed in the radiative transfer limit, by solving the RTE using a Monte Carlo method for isotropic scattering *i.e.*, a phase function $p(\mathbf{u}, \mathbf{u}') = 1/(4\pi)$ in Eq. (44). Beyond the critical absorption optical thickness $b_{a,c}$, the average absorbed power is maximum for $b_s = 0$. The value $b_{a,c} \simeq 2.61$ is found in this numerical simulation.

V. CONCLUSION

In conclusion, we have derived an expression for the average absorbed power in a disordered medium using multiple scattering theory. This exact expression is consistent with radiative transfer theory in the weak-extinction regime. In this framework, we have discussed the possibility to maximize the average absorbed power $\langle P_a \rangle$, using structural correlations in the disorder as a degree of freedom. In a medium made of absorbing scatterers in a transparent background, we have shown that a stealth hyperuniform distribution of the scatterers allows $\langle P_a \rangle$ to reach its maximum value, provided that the absorption optical thickness is larger than a critical value. We have also shown that although the scattering mean-free path ℓ_s can be tuned using spatial correlations, the absorption mean free path is almost independent of correlations, which is key point for a practical implementation of the proposed strategy to maximize the absorbed power. The analysis in this paper provides a clear theoretical support to the observation made in Ref. 32 based on numerical simulations. It provides a theoretical framework for the design of blackbody-like non-resonant absorbers made of dilute materials, for broadband and omnidirectional light, and for other kinds of waves. The techniques developed in this work could also serve as a basis to study the relevant problem of minimization absorption in a scattering material. Another perspective is

the study of absorption in an scattering medium made of an absorbing background, which requires a substantially different model.

ACKNOWLEDGMENTS

This research is supported by LABEX WIFI (Laboratory of Excellence within the French Program “Investments for the Future”) under references ANR-10-LABX-24 and ANR-10-IDEX-0001-02 PSL*.

Appendix A: Ward identity

In the particular case of a non-absorbing medium (*i.e.* $\text{Im } \delta\epsilon(\mathbf{r}) = 0$), it is well-known that the self-energy Σ and the intensity vertex Γ are related by the Ward identity, as a consequence of energy conservation. This fundamental relation is usually derived from the Bethe-Salpeter equation [1, 2, 51, 52]. A Ward identity for the propagation of electromagnetic waves in the presence of absorption has been derived in Ref. [53]. Here we check that the result derived in Sec. II is consistent with the usual Ward identity. To proceed, we integrate Eq. (37) over the unbounded volume of a bulk and non-absorbing medium, which leads to

$$\text{Im} \left[\int \tilde{\Sigma}(\mathbf{k}) \langle |E(\mathbf{k})|^2 \rangle \frac{d^3k}{8\pi^3} + \int \langle \tilde{G}^*(\mathbf{k}) \rangle \times \tilde{\Gamma}(\mathbf{k}, \mathbf{k}, \mathbf{k}', \mathbf{k}') \langle |E(\mathbf{k}')|^2 \rangle \frac{d^3k}{8\pi^3} \frac{d^3k'}{8\pi^3} \right] = 0. \quad (\text{A1})$$

Making use of the reciprocity relations [43, Chap. 3, Problem 3.27]

$$\Gamma(\mathbf{r}, \boldsymbol{\rho}, \mathbf{r}', \boldsymbol{\rho}') = \Gamma^*(\boldsymbol{\rho}, \mathbf{r}, \boldsymbol{\rho}', \mathbf{r}') = \Gamma(\mathbf{r}', \boldsymbol{\rho}', \mathbf{r}, \boldsymbol{\rho}), \quad (\text{A2})$$

which leads to

$$\tilde{\Gamma}(\mathbf{k}, \mathbf{k}, \mathbf{k}', \mathbf{k}') = \tilde{\Gamma}^*(\mathbf{k}, \mathbf{k}, \mathbf{k}', \mathbf{k}') = \tilde{\Gamma}(\mathbf{k}', \mathbf{k}', \mathbf{k}, \mathbf{k}) \quad (\text{A3})$$

in Fourier space, Eq. (A1) becomes

$$\int \text{Im } \tilde{\Sigma}(\mathbf{k}) \langle |E(\mathbf{k})|^2 \rangle \frac{d^3k}{8\pi^3} = \int \text{Im} \langle \tilde{G}(\mathbf{k}) \rangle \times \tilde{\Gamma}(\mathbf{k}, \mathbf{k}, \mathbf{k}', \mathbf{k}') \langle |E(\mathbf{k}')|^2 \rangle \frac{d^3k}{8\pi^3} \frac{d^3k'}{8\pi^3}. \quad (\text{A4})$$

This equation is consistent with the usual form of the Ward identity [1, 2, 51, 52]

$$\text{Im } \tilde{\Sigma}(\mathbf{k}) = \int \text{Im} \langle \tilde{G}(\mathbf{k}') \rangle \tilde{\Gamma}(\mathbf{k}, \mathbf{k}, \mathbf{k}', \mathbf{k}') \frac{d^3k'}{8\pi^3}. \quad (\text{A5})$$

Appendix B: Energy balance in a scattering medium

In this appendix we derive the local energy balance Eq. (54). We start by rewriting Eq. (6) in the form

$$\Delta E_s + k_0^2 E_s = -i\mu_0 \omega j, \quad (\text{B1})$$

with $j(\mathbf{r}) = -i\omega\epsilon_0\delta\epsilon(\mathbf{r})E(\mathbf{r})$ the induced current density in the medium. From Eq. (B1), it is easy to show that

$$E_s^* \Delta E_s - E_s \Delta E_s^* = -i\mu_0 \omega j E_s^* - i\mu_0 \omega j^* E_s, \quad (\text{B2})$$

which can be rewritten as

$$\nabla \cdot (E_s^* \nabla E_s - E_s \nabla E_s^*) = -2i\mu_0 \omega \text{Re}[j(E^* - E_0^*)]. \quad (\text{B3})$$

Defining the energy current of the scattered field \mathbf{J}_s by

$$\mathbf{J}_s = \frac{1}{2\mu_0 \omega} \text{Im}(E_s^* \nabla E_s), \quad (\text{B4})$$

Eq. (B3) can be written in the form of a conservation law

$$\nabla \cdot \mathbf{J}_s + \frac{1}{2} \text{Re}(j E^*) = \frac{1}{2} \text{Re}(j E_0^*). \quad (\text{B5})$$

In this equation, $\mathcal{P}_a = (1/2) \text{Re}(j E^*)$ is the absorbed power per unit volume, and $\mathcal{P}_s = \nabla \cdot \mathbf{J}_s$ can be understood as the scattered power per unit volume. The right-hand side $\mathcal{P}_e = (1/2) \text{Re}(j E_0^*)$ is known as the extinguished power, and corresponds to the work done by the incident field on the scattered medium. Equation (B5) simply means that the power transferred from the incident field E_0 to the medium (\mathcal{P}_e) is either absorbed (\mathcal{P}_a) or scattered (\mathcal{P}_s). This concludes the derivation of Eq. (54).

Appendix C: Weak dependence of the absorption mean-free path on structural correlations

The weak dependence of the absorption mean-free path ℓ_a on structural correlations of disorder has been reported in previous studies [26, 27, 32]. Here we show that this interesting feature can be supported by a theoretical analysis based on a perturbative approach. We start with diagrammatic expansions of the self-energy Σ and the intensity vertex Γ slightly different from that given in Eqs. (19) and (28), in which the free space Green functions G_0 are replaced by the average Green function $\langle G \rangle$ in all diagrams. Technically, this means that each diagram in the new expansions results from a partial summation of an infinite number of the former diagrams. The new expansions for Σ and Γ take the form

$$\Sigma = \underbrace{\text{circle}}_{\Sigma^{(1)}} + \underbrace{\text{circle with dashed arc}}_{\Sigma^{(2)}} + \underbrace{\text{circle with two dashed arcs}}_{\Sigma^{(3)}} + \dots \quad (\text{C1})$$

and

$$\Gamma = \underbrace{\text{Diagram 1}}_{\Gamma^{(2)}} + \underbrace{\text{Diagram 2}}_{\Gamma^{(3)'}} + \underbrace{\text{Diagram 3}}_{\Gamma^{(3)''}} + \underbrace{\text{Diagram 4}}_{\Gamma^{(3)'''}} + \dots \quad (\text{C2})$$

Here a thick solid line corresponds to the average Green function $\langle G \rangle$. The equivalence between these expansions and those used in Sec. II can be verified by replacing each thick line with the iterative solution of the Dyson equation for $\langle G \rangle$. For the sake of simplicity, we have represented only pair correlations up to third-order scattering. These expansions are interesting since each diagram in Σ can be associated to its corresponding diagrams in Γ . Typically, $\Sigma^{(1)}$ will be considered alone, $\Sigma^{(2)}$ will be considered together with $\Gamma^{(2)}$, $\Sigma^{(3)}$ together with all $\Gamma^{(3)}$ diagrams, etc. Let us start with first-order diagrams. In this case, only

$$\tilde{\Sigma}^{(1)}(\mathbf{r} - \mathbf{r}') = k_0^2 \langle \delta\epsilon(\mathbf{r}) \rangle \delta(\mathbf{r} - \mathbf{r}') \quad (\text{C3})$$

contributes in an infinite statistically homogeneous medium. The expression of the average absorbed power is simply

$$\begin{aligned} \langle P_a^{(1)} \rangle &= \langle P_a^{(1)} \rangle_1 = \\ &= \frac{\epsilon_0 c^2}{2\omega} \text{Im} \left[\int \Sigma^{(1)}(\mathbf{r}, \mathbf{r}') \langle E(\mathbf{r}') E(\mathbf{r}) \rangle d^3 r' d^3 r \right] \\ &= \frac{\epsilon_0 \omega}{2} \langle \delta\epsilon'' \rangle \int \langle I(\mathbf{r}) \rangle d^3 r, \quad (\text{C4}) \end{aligned}$$

where $\delta\epsilon'' = \text{Im} \delta\epsilon$. As expected, $\langle P_a^{(1)} \rangle = 0$ in absence of absorption, that is, when $\delta\epsilon'' = 0$. We also recall that the subscripts 1 and 2 are used here according to the definition in Eq. (33). For the second-order contributions, we have to consider both $\Sigma^{(2)}$ and $\Gamma^{(2)}$. Straightforward calculations lead to

$$\begin{aligned} \langle P_a^{(2)} \rangle &= \langle P_a^{(2)} \rangle_1 + \langle P_a^{(2)} \rangle_2 = \\ &= \frac{\epsilon_0 c^2}{4\omega} \text{Im} \left[\int k_0^4 \langle \delta\epsilon''(\mathbf{r}) \delta\epsilon(\mathbf{r}') \rangle_c \langle G(\mathbf{r} - \mathbf{r}') \rangle \right. \\ &\quad \left. \times \langle E(\mathbf{r}') E^*(\mathbf{r}) \rangle d^3 r d^3 r' \right]. \quad (\text{C5}) \end{aligned}$$

Here as well we find that $\langle P_a^{(2)} \rangle$ vanishes in absence of absorption, confirming that all relevant diagrams in Σ and Γ have been taken into account. Finally, for the third-order contributions, we need to consider $\Sigma^{(3)}$ together with $\Gamma^{(3)'}$, $\Gamma^{(3)''}$ and $\Gamma^{(3)'''}$, which leads to

$$\begin{aligned} \langle P_a^{(3)} \rangle &= \langle P_a^{(3)} \rangle_1 + \langle P_a^{(3)} \rangle_2 = \frac{\epsilon_0 c^2}{4\omega} \text{Im} \left[k_0^8 \langle \delta\epsilon''(\mathbf{r}) \delta\epsilon(\mathbf{r}') \delta\epsilon(\mathbf{r}'') \rangle_c \langle \delta\epsilon(\mathbf{r}') \delta\epsilon(\mathbf{r}'') \rangle_c \langle G(\mathbf{r} - \mathbf{r}') \rangle \langle G(\mathbf{r}' - \mathbf{r}'') \rangle \langle G(\mathbf{r}'' - \mathbf{r}') \rangle \right. \\ &\quad \times \langle E(\mathbf{r}') E^*(\mathbf{r}) \rangle d^3 r d^3 r' d^3 r'' d^3 r''' + \int k_0^8 \langle \delta\epsilon''(\mathbf{r}') \delta\epsilon(\mathbf{r}) \rangle_c \langle \delta\epsilon^*(\mathbf{r}') \delta\epsilon(\mathbf{r}'') \rangle_c \langle G^*(\mathbf{r}''' - \mathbf{r}') \rangle \\ &\quad \left. \times \langle G(\mathbf{r}''' - \mathbf{r}'') \rangle \langle G(\mathbf{r}'' - \mathbf{r}) \rangle \langle E(\mathbf{r}') E^*(\mathbf{r}) \rangle d^3 r d^3 r' d^3 r'' d^3 r''' \right]. \quad (\text{C6}) \end{aligned}$$

Again, we find that $\langle P_a^{(3)} \rangle$ vanishes in absence of absorption, as it should be. For $i \in \{2, 3\}$, we clearly observe that the average absorbed power $\langle P_a^{(i)} \rangle$ involves at least one correlation function of the form $\langle \delta\epsilon''(\mathbf{r}) \delta\epsilon(\mathbf{r}') \rangle$. Conversely, considering the terms $\langle P_a^{(i)} \rangle_1$ and $\langle P_a^{(i)} \rangle_2$ separately, we find that they only contain correlation functions involving $\delta\epsilon$ and $\delta\epsilon^*$. Since, for most materials, the imaginary part of the dielectric function is small compared to the real part, we conclude that $\langle \delta\epsilon''(\mathbf{r}) \delta\epsilon(\mathbf{r}') \rangle$ is small compared to $\langle \delta\epsilon(\mathbf{r}) \delta\epsilon(\mathbf{r}') \rangle$ and $\langle \delta\epsilon^*(\mathbf{r}) \delta\epsilon(\mathbf{r}') \rangle$. As a

result, we must have

$$\forall i > 1, \langle P_a^{(i)} \rangle \ll \left\{ \langle P_a^{(i)} \rangle_1, \langle P_a^{(i)} \rangle_2 \right\}. \quad (\text{C7})$$

The only exception is for $i = 1$ where

$$\langle P_a^{(1)} \rangle = \langle P_a^{(1)} \rangle_1, \quad (\text{C8})$$

a quantity that is not affected by structural correlations. Using this result in the expression of the average ab-

sorbed power in the radiative transfer limit, we find that

$$\begin{aligned} \langle P_a \rangle &= \frac{v_E}{\ell_a} \int U(\mathbf{r}) d^3r = \sum_{i=1}^{\infty} \langle P_a^{(i)} \rangle \sim \langle P_a^{(1)} \rangle \\ &\sim \frac{v_E}{\ell_a^B} \int U(\mathbf{r}) d^3r, \end{aligned} \quad (\text{C9})$$

where ℓ_a^B is the independent scattering (or Boltzmann) absorption mean-free path, that would be obtained by only considering the first-order approximation with $\Sigma^{(1)}$. In a set of uncorrelated discrete scatterers with number density ρ , the independent scattering mean free path would be $\ell_a^B = 1/(\rho\sigma_a)$, with σ_a the absorption cross-section of a single scatterer. From the result above, we can conclude that the absorption mean-free path $\ell_a \simeq \ell_a^B$, and that the absorption mean free path weakly depends on structural correlations of disorder. Writing the two contributions $\langle P_a \rangle_1$ and $\langle P_a \rangle_2$ in the same radiative transfer limit, we obtain

$$\begin{aligned} \langle P_a \rangle_1 &= \frac{v_E}{\ell_e} \int U(\mathbf{r}) d^3r = \sum_{i=1}^{\infty} \langle P_a^{(i)} \rangle_1, \\ \langle P_a \rangle_2 &= -\frac{v_E}{\ell_s} \int U(\mathbf{r}) d^3r = \sum_{i=1}^{\infty} \langle P_a^{(i)} \rangle_2. \end{aligned} \quad (\text{C10})$$

The series on the right-hand side cannot be simplified, showing that both ℓ_e and ℓ_s may substantially depend on structural correlations, even in a regime in which $1/\ell_a = 1/\ell_e - 1/\ell_s$ is not affected. Finally, we point out that the analysis in this appendix is based on orders of magnitude, consistently with perturbative expansions, and may fail in the presence of resonant scattering.

Appendix D: Critical absorption optical thickness – Analytical study

In this appendix we propose a semi-analytical approach to determine the critical absorption optical thickness introduced in Sec. IV D. With reference to Fig. 3, we write the average absorbed power as $\langle P_a \rangle = P_0[1 - (R + T)]$, where P_0 is the incident power, and R and T are the fractions of reflected and transmitted power, respectively. R and T can be determined by solving the RTE Eq. (44).

Since the critical absorption thickness corresponds to the transition between $b_s = 0$ and $b_s \neq 0$ (see Fig. 2), we can use a single-scattering approximation of the RTE. In this approximation, we can write

$$\begin{aligned} R &= \int_{s=0}^{\infty} \mu_s \exp(-\mu_s s) \int_{\mu=-1}^0 p(\mu, 1) \\ &\times \int_{s'=0}^{\infty} \mu_s \exp(-\mu_s s') \exp \left[-\mu_a \left(s - \frac{s}{\mu} \right) \right] \\ &\times \Theta[L - s] \Theta \left[s' + \frac{s}{\mu} \right] ds d\mu ds' \end{aligned} \quad (\text{D1})$$

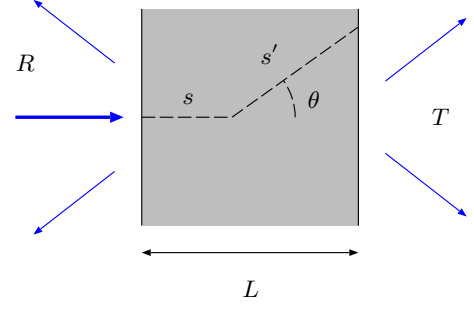


Figure 3. Geometry considered in the determination of the critical absorption thickness $b_{a,c}$. A slab of scattering and absorbing material is illuminated by a plane wave at normal incidence. R (T) denotes the fraction of incident power that is reflected (transmitted).

where we use the notations $\mu_s = \ell_s^{-1}$, $\mu_a = \ell_a^{-1}$, $\mu_e = \mu_a + \mu_s$, $\mu = \cos \theta$, with the angle θ defined in Fig. 3, and s denotes a path length. Θ is the Heaviside step function, and $p(\mu, \mu')$ is the phase function integrated over the azimuthal angle φ . This way of writing the solution to the RTE is common in slab geometries with azimuthal symmetry [45]. The first integral over s corresponds to ballistic propagation inside the medium, the second integral over μ corresponds to the angular distribution of the single-scattering event, and the last integral over s' describes backward propagation. Similarly, for transmission we have

$$\begin{aligned} T &= \exp(-\mu_e L) + \int_{s=0}^{\infty} \mu_s \exp(-\mu_s s) \int_{\mu=-1}^0 p(\mu, 1) \\ &\times \int_{s'=0}^{\infty} \mu_s \exp(-\mu_s s') \exp \left[-\mu_a \left(s + \frac{L-s}{\mu} \right) \right] \\ &\times \Theta[L - s] \Theta \left[s' - \frac{L-s}{\mu} \right] ds d\mu ds'. \end{aligned} \quad (\text{D2})$$

From the equations above we readily find that

$$\begin{aligned} R + T &= \exp(-\mu_e L) + \int_{\mu=0}^1 \frac{\mu_s}{\mu_e} \frac{\mu}{\mu + 1} p(-\mu, 1) \\ &\times \left\{ 1 - \exp \left[-\mu_e L \frac{\mu + 1}{\mu} \right] \right\} d\mu + \int_{\mu=0}^1 \frac{\mu_s}{\mu_e} \frac{\mu}{\mu - 1} p(\mu, 1) \\ &\times \left\{ 1 - \exp \left[-\mu_e L \frac{\mu - 1}{\mu} \right] \right\} \exp \left[-\frac{\mu_e L}{\mu} \right] d\mu. \end{aligned} \quad (\text{D3})$$

The critical absorption thickness $b_{a,c}$ is the solution to the implicit equation

$$\left. \frac{\partial \langle P_a \rangle}{\partial \mu_s} \right|_{\mu_s=0} = 0, \quad (\text{D4})$$

which, using Eq. (D3), becomes

$$\int_0^1 \frac{\mu p(-\mu, 1)}{1 + \mu} \left\{ 1 - \exp \left[-\frac{b_{a,c}(1 + \mu)}{\mu} \right] \right\} + \frac{\mu p(\mu, 1)}{1 - \mu} \left\{ \exp[-b_{a,c}] - \exp \left[-\frac{b_{a,c}}{\mu} \right] \right\} d\mu - b_{a,c} \exp[-b_{a,c}] = 0. \quad (\text{D5})$$

This is the equation satisfied by the critical absorption thickness. As an illustration, we find $b_{a,c} \simeq 2.61$ for an isotropic phase function [*i.e.* $p(\mathbf{u}, \mathbf{u}') = (4\pi)^{-1}$]. This result coincides with the full numerical solution of the RTE presented in Fig. 2.

-
- [1] P. Sheng, *Introduction to Wave Scattering, Localization and Mesoscopic Phenomena* (Springer, Berlin, 2006).
 - [2] E. Akkermans and G. Montambaux, *Mesoscopic Physics of Electrons and Photons* (Cambridge University Press, Cambridge, 2007).
 - [3] P. Sebbah, ed., *Waves and Imaging through Complex Media* (Springer, Dordrecht, 2001).
 - [4] J. Ripoll Lorenzo, *Principles of Diffuse Light Propagation* (World Scientific, Singapore, 2012).
 - [5] D. M. Maurice, *J. Physiol.* **136**, 263 (1957).
 - [6] S. Fraden and G. Maret, *Phys. Rev. Lett.* **65**, 512 (1990).
 - [7] A. Yamilov and H. Cao, *Phys. Rev. B* **68**, 085111 (2003).
 - [8] L. F. Rojas Ochoa, J. M. Mendez Alcaraz, J. J. Sáenz, P. Schurtenberger, and F. Scheffold, *Phys. Rev. Lett.* **93**, 073903 (2004).
 - [9] M. Rechtsman, A. Szameit, F. Dreisow, M. Heinrich, R. Keil, S. Nolte, and M. Segev, *Phys. Rev. Lett.* **106**, 193904 (2011).
 - [10] G. M. Conley, M. Burresi, F. Pratesi, K. Vynck, and D. S. Wiersma, *Phys. Rev. Lett.* **112**, 143901 (2014).
 - [11] P. D. García, R. Sapienza, and C. López, *Adv. Mater.* **22**, 12 (2010).
 - [12] K. Vynck, M. Burresi, F. Riboli, and D. S. Wiersma, *Nat. Mater.* **11**, 1017 (2012).
 - [13] M. Burresi, L. Cortese, L. Pattelli, M. Kolle, P. Vukusic, D. S. Wiersma, U. Steiner, and S. Vignolini, *Sci. Rep.* **4**, 6075 (2014).
 - [14] L. S. Froufe Pérez, M. Engel, J. J. Sáenz, and F. Scheffold, *Proc. Natl. Acad. Sci. U.S.A.* **114**, 9570 (2017).
 - [15] N. Muller, J. Haberk, C. Marichy, and F. Scheffold, *Adv. Opt. Mater.* **2**, 115 (2013).
 - [16] O. Leseur, R. Pierrat, and R. Carminati, *Optica* **3**, 763 (2016).
 - [17] S. R. Sellers, W. Man, S. Sahba, and M. Florescu, *Nat. Commun.* **8**, 14439 (2017).
 - [18] S. Molesky, Z. Lin, A. Y. Piggott, W. Jin, J. Vuckovi, and A. W. Rodriguez, *Nat. Photonics* **12**, 659 (2018).
 - [19] M. M. Milošević, W. Man, G. Nahal, P. J. Steinhardt, S. Torquato, P. M. Chaikin, T. Amoah, B. Yu, R. A. Mullen, and M. Florescu, *Sci. Rep.* **9**, 20338 (2019).
 - [20] E. H. Sargent, *Nat. Photonics* **6**, 133 (2012).
 - [21] F. E. Gálvez, P. R. F. Barnes, J. Halme, and H. Míguez, *Energy & Environmental Science* **7**, 689 (2014).
 - [22] R. Mupparapu, K. Vynck, T. Svensson, M. Burresi, and D. S. Wiersma, *Opt. Express* **23**, A1472 (2015).
 - [23] V. B. Koman, C. Santschi, and O. J. F. Martin, *Opt. Express* **24**, A1306 (2016).
 - [24] W.-K. Lee, S. Yu, C. J. Engel, T. Reese, D. Rhee, W. Chen, and T. W. Odom, *Proc. Natl. Acad. Sci. U.S.A.* **114**, 8734 (2017).
 - [25] L. Dal Negro and S. Boriskina, *Laser & Photonics Reviews* **6**, 178 (2012).
 - [26] O. Leseur, *Diffusion, localisation et absorption de lumière en milieux désordonnés. Impact des corrélations spatiales du désordre.*, Ph.D. thesis, Université Pierre et Marie Curie (2016).
 - [27] B. Wang and C. Zhao, *Int. J. Heat Mass Transfer* **125**, 1069 (2018).
 - [28] M. Q. Liu, C. Y. Zhao, B. X. Wang, and X. Fang, *J. Opt. Soc. Am. B* **35**, 504 (2018).
 - [29] M. Florescu and G. Gkantzounis, in *Physics, Simulation, and Photonic Engineering of Photovoltaic Devices VII*, Vol. 10527 (Proc. SPIE, 2018) p. 105270J.
 - [30] J.-P. Hugonin, M. Besbes, and P. Ben Abdallah, *Phys. Rev. B* **91**, 180202 (2015).
 - [31] O. D. Miller, A. G. Polimeridis, M. T. Homer Reid, C. W. Hsu, B. G. DeLacy, J. D. Joannopoulos, M. Soljai, and S. G. Johnson, *Opt. Express* **24**, 3329 (2016).
 - [32] F. Bigourdan, R. Pierrat, and R. Carminati, *Opt. Express* **27**, 8666 (2019).
 - [33] S. John, *Phys. Rev. Lett.* **53**, 2169 (1984).
 - [34] Y. Chong, L. Ge, H. Cao, and A. Stone, *Phys. Rev. Lett.* **105**, 053901 (2010).
 - [35] W. Wan, Y. Chong, L. Ge, H. Noh, A. D. Stone, and H. Cao, *Science* **331**, 889 (2011).
 - [36] Y. D. Chong and A. D. Stone, *Phys. Rev. Lett.* **107**, 163901 (2011).
 - [37] C. W. Hsu, A. Goetschy, Y. Bromberg, A. D. Stone, and H. Cao, *Phys. Rev. Lett.* **115**, 223901 (2015).
 - [38] S. F. Liew, S. M. Popoff, S. W. Sheehan, A. Goetschy, C. A. Schmuttenmaer, A. D. Stone, and H. Cao, *ACS Photonics* **3**, 449 (2016).
 - [39] J. D. Jackson, *Classical Electrodynamics* (John Wiley and Sons, New York, 1962).
 - [40] U. Frisch, *Annales d'Astrophysique* **29**, 645 (1967).
 - [41] S. M. Rytov, Y. A. Kravtsov, and V. I. Tatarskii, *Principles of Statistical Radiophysics*, Vol. 4 (Springer-Verlag, Berlin, 1989).
 - [42] M. C. W. van Rossum, I. V. Lerner, B. L. Altshuler, and T. M. Nieuwenhuizen, *Phys. Rev. B* **55**, 4710 (1997).
 - [43] L. A. Apresyan and Y. A. Kravtsov, *Radiation Transfer: Statistical and Wave Aspects* (Gordon and Breach Publishers, Amsterdam, 1996).
 - [44] A. Cazé and J. C. Schotland, *J. Opt. Soc. Am. A* **32**, 1475 (2015).
 - [45] S. Chandrasekhar, *Radiative Transfer* (Dover, New York, 1950).
 - [46] S. Torquato, *Phys. Rep.* **745**, 1 (2018).
 - [47] S. Torquato and F. H. Stillinger, *Phys. Rev. E* **68**, 041113 (2003).

- [48] J. M. Ziman, *Models of Disorder: The Theoretical Physics of Homogeneously Disordered Systems* (Cambridge University Press, Cambridge, 1979).
- [49] E. M. Barber, *Aperiodic Structures in Condensed Matter: Fundamentals and Applications* (CRC Press, Boca Raton, 2019).
- [50] U. M. Noebauer and S. A. Sim, [Living Rev. Comput. Astrophys.](#) **5**, 1 (2019).
- [51] A. Lagendijk and B. A. van Tiggelen, *Phys. Rep.* **270**, 143 (1996).
- [52] L. Tsang and J. A. Kong, *Scattering of Electromagnetic Waves - Advanced Topics* (John Wiley and Sons, New York, 2001).
- [53] A. Lubatsch, J. Kroha, and K. Busch, [Phys. Rev. B](#) **71**, 184201 (2005).