

# Generalized Fitch Graphs III: Symmetrized Fitch maps and Sets of Symmetric Binary Relations that are explained by Unrooted Edge-labeled Trees

Marc Hellmuth<sup>1,2</sup>, Carsten R. Seemann<sup>3,4</sup>, and Peter F. Stadler<sup>3,4,5,6,7,8</sup>

<sup>1</sup>Institute of Mathematics and Computer Science, University of Greifswald, Walther- Rathenau-Strasse 47, D-17487 Greifswald, Germany , Email: mhellmuth@mailbox.org

<sup>2</sup>Saarland University, Center for Bioinformatics, Building E 2.1, P.O. Box 151150, D-66041 Saarbrücken, Germany

<sup>3</sup>Max Planck Institute for Mathematics in the Sciences, Inselstraße 22, D-04103 Leipzig, Germany

<sup>4</sup>Bioinformatics Group, Department of Computer Science and Interdisciplinary Center for Bioinformatics, University of Leipzig, Härtelstraße 16-18, D-04107 Leipzig, Germany

<sup>5</sup>Bioinformatics Group, Department of Computer Science; Interdisciplinary Center for Bioinformatics; German Centre for Integrative Biodiversity Research (iDiv) Halle-Jena-Leipzig; Competence Center for Scalable Data Services and Solutions Dresden-Leipzig; Leipzig Research Center for Civilization Diseases; and Centre for Biotechnology and Biomedicine, University of Leipzig, Härtelstraße 16-18, D-04107 Leipzig, Germany

<sup>6</sup>Institute for Theoretical Chemistry, University of Vienna, Währingerstraße 17, A-1090 Wien, Austria

<sup>7</sup>Facultad de Ciencias, Universidad Nacional de Colombia, Sede Bogotá, Colombia

<sup>8</sup>The Santa Fe Institute, 1399 Hyde Park Rd., Santa Fe, NM 87501, United States

## Abstract

Binary relations derived from labeled rooted trees play an import role in mathematical biology as formal models of evolutionary relationships. The (symmetrized) Fitch relation formalizes xenology as the pairs of genes separated by at least one horizontal transfer event. As a natural generalization, we consider symmetrized Fitch maps, that is, symmetric maps  $\varepsilon$  that assign a subset of colors to each pair of vertices in  $X$  and that can be explained by a tree  $T$  with edges that are labeled with subsets of colors in the sense that the color  $m$  appears in  $\varepsilon(x, y)$  if and only if  $m$  appears in a label along the unique path between  $x$  and  $y$  in  $T$ . We first give an alternative characterization of the monochromatic case and then give a characterization of symmetrized Fitch maps in terms of compatibility of a certain set of quartets. We show that recognition of symmetrized Fitch maps is NP-complete but FPT in general. In the restricted case where  $|\varepsilon(x, y)| \leq 1$  the problem becomes polynomial, since such maps coincide with class of monochromatic Fitch maps whose graph-representations form precisely the class of complete multi-partite graphs.

**Keywords:** Labeled Trees; Fitch Relations; Symmetrized Maps; Splits and Quartets; Recognition Algorithm; NP-completeness; Fixed Parameter-Tractable; Phylogenetics

## 1 Introduction

Labeled phylogenetic trees are a natural structure to model evolutionary histories in biology. The leave set  $L$  of the tree  $T$  correspond to currently living entities, while inner nodes model the branching of lineages that then evolve independently. Labels on vertices and edges annotate further details on evolutionary events. Considering the evolution of gene families, for instance, vertex labels may be used to distinguish gene duplication events from speciation and horizontal gene transfer [9]. Edge

labels, on the other hand, may be used to designate (rare) events that change properties of genes, genomes, and organisms [14] or to distinguish different fates of offspring genes such as the horizontal transfer into another genomes [10]. Distance-based phylogenetics can be seen as special case of the latter setting, where edges are weighted by evolutionary distances [19]. Relations on  $L$  are naturally defined as functions of the edge and/or vertex labels along the unique path connecting a pair of leaves. For instance, evolutionary distances are simply the sum of the edge length; the edge set of Pairwise Compatibility Graphs requires the path length (i.e., sum of edge-weights) to fall between given bounds [4]; a pair of genes are orthologs, a key relation in functional genomics, if their last common ancestor  $\text{lca}_T(x, y)$  is labeled as speciation; a directed xenology relation is defined by asking whether there is a “transfer edge” on the path between  $\text{lca}_T(x, y)$  and  $y$ .

In all these examples the mathematical interest is in the inverse problem. Given a relation or a set of relations and a rule relating labeled trees to the relation(s), one asks (i) when does a tree  $T$  exist that explains the given relation, (ii) is there a unique explaining tree  $T$  that is minimal in some sense (usually edge contraction), and (iii) can a (minimal) explaining tree be constructed efficiently from the given data. For the vertex-labeled case, symbolic ultrametrics [1] and 2-structures [8, 13] provide a comprehensive answer. Edge labels also have been studied extensively. For distances, the *4-point condition* [3] characterize the “additive” metrics deriving from trees. For rare events, where  $x \sim y$  if they are separated by exactly one event, a complete characterization was provided in [14]. For PCGs (which exclude the possibility of no event along an edge), on the other hand, only partial results are known [4]. The directed Fitch relations, i.e.,  $x \rightarrow y$  if there is at least one event between  $\text{lca}_T(x, y)$  and  $y$  corresponds to a certain subclass of directed cographs, which are explained by unique least-resolved trees [10, 11]. The latter construction was further generalized to Fitch maps, or, equivalently, sets of Fitch relations, for every value of the label set. This imposes additional constraints beyond the obvious fact that one must have a Fitch relation for each label; again there is a unique least-resolved tree for every Fitch map [16]. The symmetrized Fitch relation,  $x \sim y$  whenever there is at least one event on the path between  $x$  and  $y$ , coincide with the complete multi-partite graphs [15].

This begs the question whether symmetrized Fitch maps can be understood as simple superpositions of complete multi-partite graphs. The main result of this contribution states that a collection of binary relations is a symmetrized Fitch map if and only if each of them is a complete multi-partite graph and a certain set of subsplits defined by so-called complementary neighborhoods is compatible. This characterization has important consequence on the computational complexity. While symmetrized Fitch graphs as well as directed Fitch maps can be recognized in polynomial time, this is no longer the case for symmetrized Fitch map; we show that their recognition problem is NP-complete but fixed parameter-tractable. The restriction to maps where each pair of leaves  $(x, y)$  has at most one label, however, remains polynomial. In particular, this work complements the results established in [12, 16].

## 2 Preliminaries

**Basic Notation** For a finite set  $X$  we write  $[X \times X]_{\text{irr}} := X \times X \setminus \{(x, x) : x \in X\}$ , and  $\binom{X}{k} := \{X' \subseteq X : |X'| = k\}$ . The set  $\mathcal{P}(X)$  denotes the *power set* of  $X$ . A *partition* of  $X$  is a collection of pairwise disjoint non-empty sets  $X_1, \dots, X_k$  with  $k \geq 1$  such that  $X = X_1 \cup \dots \cup X_k$ .

We consider undirected graphs  $G = (V, E)$  with finite vertex set  $V(G) = V$  and edge set  $E(G) = E \subseteq \binom{V}{2}$ , i.e., without loops and multiple edges. The *complete graph*  $K_{|V|}$  has vertex set  $V$  and edge set  $E = \binom{V}{2}$ . Hence,  $K_1$  denotes the single vertex graph and  $K_2$  consist of two vertices and the connecting edge. The vertex degree  $\deg_G(v)$  of  $v \in V$  is the number of its adjacent vertices. A graph  $H = (W, F)$  is a *subgraph* of  $G = (V, E)$ , denoted by  $H \subseteq G$ , if  $W \subseteq V$  and  $F \subseteq E$ .

$G = (V, E)$  is a *complete multi-partite* graph if there is a partition  $V_1, \dots, V_k$ ,  $k \geq 1$  of  $V$  such that  $\{x, y\} \in E$  if and only if  $x \in V_i$  and  $y \in V_j$  with  $i \neq j$ . Thus, each part  $V_i$  is an independent set. A graph  $G$  is a complete multi-partite graph if and only if it does not contain  $K_1 + K_2$ , the *disjoint union*

of  $K_1$  and  $K_2$ , i.e., the graph with three vertices and a single edge as an induced subgraph, see e.g. [22].

**Trees** An (*unrooted*) tree  $T = (V, E)$  is a connected, cycle-free graph. In a tree, there is a unique path  $P_T(v, w)$  connecting any two vertices  $v, w \in V(T)$ . A vertex  $v \in T$  with  $\deg_T(v) = 1$  is a *leaf*. The tree  $T$  is *binary* if  $\deg_T(v) = 3$  for every  $v \in V(T) \setminus \mathcal{L}(T)$ . An (*unrooted*) tree  $T$  is *phylogenetic* if  $\deg_T(v) \geq 3$  for every vertex  $v \in V(T) \setminus \mathcal{L}(T)$ .

**Remark.** From here on we consider only phylogenetic trees, and refer to them simply as *trees*.

**Subsplits and Quartets** A *subsplit*  $A|B$  on a set  $X$  is an unordered pair of two disjoint and non-empty subsets  $A, B \subseteq X$ , i.e.  $A|B = B|A$ . A subsplit  $A|B$  is *trivial* if  $\min\{|A|, |B|\} = 1$ , and it is a *quartet* if  $|A| = |B| = 2$ . In the latter case we write  $ab|cd$  instead of  $\{a, b\}|\{c, d\}$ . A subsplit  $A|B$  on  $X$  is a *split* on  $X$  if  $A \cup B = X$ . A subsplit  $A|B$  on  $X$  is *displayed* by a tree  $T$  with  $\mathcal{L}(T) = X$  if there is an edge  $e \in E(T)$  such that  $A \subseteq \mathcal{L}(T_1)$  and  $B \subseteq \mathcal{L}(T_2)$ , where  $T_1$  and  $T_2$  are the connected components of  $T \setminus e := (V(T), E(T) \setminus \{e\})$ . In this case we call  $e$  a *splitting* edge w.r.t.  $A|B$ . Clearly, removal of an edge in  $T$  yields always a split  $\mathcal{L}(T_1)|\mathcal{L}(T_2)$  that is displayed by  $T$ . Hence, a subsplit  $A|B$  is displayed by  $T$  if there is a split  $A'|B'$  in  $T$  with  $A \subseteq A'$  and  $B \subseteq B'$ . A set  $\mathcal{S}$  of subsplits is called *compatible* if there is a tree  $T$  that displays every subsplit in  $\mathcal{S}$ . The set  $\mathcal{S}(T)$  comprises all splits on  $X$  displayed by  $T$  and the set  $\mathcal{Q}(T)$  comprises all quartets that are displayed by  $T$ .

The relation between trees and split systems is captured by the following well-known result [3], see [19, Section 3.1] for a detailed discussion.

**Proposition 2.1** (Splits-Equivalence Theorem). *Let  $\mathcal{S}$  be a collection of splits on  $X$ . Then, there is a tree  $T$  with leaf set  $X$  such that  $\mathcal{S} = \mathcal{S}(T)$  if and only if for all pairs of distinct splits  $A_1|B_1, A_2|B_2 \in \mathcal{S}$  at least one of the four intersections  $A_1 \cap A_2, A_1 \cap B_2, B_1 \cap A_2$  and  $B_1 \cap B_2$  is empty. Moreover, if such a tree exists, then  $T$  is unique up to isomorphism.*

For later reference we state a simple consequence of Proposition 2.1.

**Corollary 2.2.** *Let  $\mathcal{S}$  be a collection of subsplits on  $X$ . If there are two subsplits  $A_1|A_2$  and  $B_1|B_2$  in  $\mathcal{S}$  such that all four intersections  $A_1 \cap B_1, A_1 \cap B_2, A_2 \cap B_1$  and  $A_2 \cap B_2$  are non-empty, then  $\mathcal{S}$  is not compatible.*

*Proof.* Let  $\mathcal{S}$  be a collection of subsplits on  $X$ , and suppose that there are two subsplits  $A_1|B_1$  and  $A_2|B_2$  in  $\mathcal{S}$  such that none of the sets  $A_1 \cap A_2, A_1 \cap B_2, B_1 \cap A_2$  and  $B_1 \cap B_2$  is empty. Assume for contradiction that  $\mathcal{S}$  is compatible, i.e., there is a tree  $T$  that displays  $\mathcal{S}$ . Thus, there is a split  $A'_1|A'_2$  and a split  $B'_1|B'_2$  in  $T$  such that  $A_1 \subseteq A'_1, A_2 \subseteq A'_2, B_1 \subseteq B'_1$  and  $B_2 \subseteq B'_2$ . However, by assumption all four intersections  $A'_i \cap B'_j \supseteq A_i \cap B_j \neq \emptyset$  with  $i, j \in \{1, 2\}$ , and hence, by Proposition 2.1, such a tree  $T$  cannot exist. Therefore,  $\mathcal{S}$  is not compatible. ■

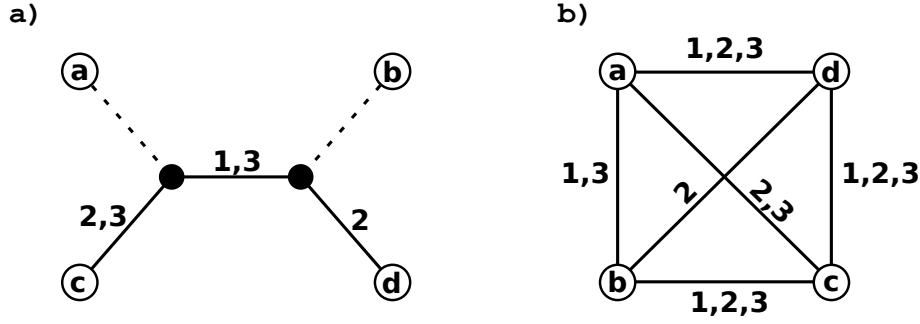
### 3 Symmetrized Fitch maps

**Definition 3.1.** Let  $M$  be an arbitrary finite set of colors. An *edge-labeled tree*  $(T, \lambda)$  on  $X$  (with  $M$ ) is a tree  $T = (V, E)$  with  $\mathcal{L}(T) = X$  together with a map  $\lambda : E \rightarrow \mathcal{P}(M)$ .

We will often refer to the map  $\lambda$  as the *edge-labeling* and call  $e$  an *m-edge* if  $m \in \lambda(e)$ . Note that the choice of  $m \in \lambda(e)$  may not be unique and an edge can be both, an  $m$ - and an  $m'$ -edge at the same time.

**Definition 3.2.** A map  $\varepsilon : [X \times X]_{\text{irr}} \rightarrow \mathcal{P}(M)$ , where  $X$  is a non-empty set of “leaves” and  $M$  is a non-empty set of “colors”, is a *symmetrized Fitch map* if there is an edge-labeled tree  $(T, \lambda)$  with leaf set  $X$  and edge labeling  $\lambda : E(T) \rightarrow \mathcal{P}(M)$  such that for every pair  $(x, y) \in [X \times X]_{\text{irr}}$  it holds that

$$m \in \varepsilon(x, y) \iff \text{there is an } m\text{-edge on the path from } x \text{ to } y.$$



**Figure 1:** The edge-labeled tree  $(T, \lambda)$  with leaf set  $\mathcal{L}(T) = \{a, b, c, d\} =: X$  on the left-hand side explains the symmetrized Fitch map  $\varepsilon: [X \times X]_{\text{irr}} \rightarrow \mathcal{P}(M)$  with the color set  $M = \{1, 2, 3\}$  on the right-hand side. Dashed-lined edges  $e$  in  $T$  have label  $\lambda(e) = \emptyset$ . Moreover, an edge  $\{x, y\}$  in the the right-hand side graph has label  $i$  if and only if  $i \in \varepsilon(x, y)$ . By definition, symmetrized Fitch maps are symmetric, i.e.,  $m \in \varepsilon(x, y)$  if and only if  $m \in \varepsilon(y, x)$  for all  $m \in M$ . However, symmetrized Fitch maps are not transitive in general. To see this, observe that  $1 \in \varepsilon(a, b)$  and  $1 \in \varepsilon(b, c)$  but  $1 \notin \varepsilon(a, c)$ .

In this case we say that  $\varepsilon: [X \times X]_{\text{irr}} \rightarrow \mathcal{P}(M)$  *explains*  $(T, \lambda)$ .

Every symmetrized Fitch map is symmetric, i.e.,  $\varepsilon(x, y) = \varepsilon(y, x)$  for every distinct  $x, y \in X$ . Furthermore, every symmetric map  $\varepsilon: [X \times X]_{\text{irr}} \rightarrow \mathcal{P}(M)$  with  $|X| = 2$  is a symmetrized Fitch map.

**Remark.** From here on we assume w.l.o.g. that  $\varepsilon$  is symmetric and  $|X| \geq 3$ .

Figure 1 provides an illustrative example of a symmetrized Fitch map  $\varepsilon: [X \times X]_{\text{irr}} \rightarrow \mathcal{P}(M)$  and its corresponding edge-labeled tree  $(T, \lambda)$ . Every map  $\varepsilon: [X \times X]_{\text{irr}} \rightarrow \mathcal{P}(M)$  can also be interpreted as a set of  $|M|$  not necessarily disjoint binary relations (or equivalently graphs) on  $X$  defined by the sets  $\{(x, y) \in [X \times X]_{\text{irr}} : m \in \varepsilon(x, y)\}$  of pairs (or equivalently undirected edges) for every fixed color  $m \in M$ .

**Definition 3.3.** The *graph-representation* of a map  $\varepsilon: [X \times X]_{\text{irr}} \rightarrow \mathcal{P}(M)$  w.r.t. a color  $m \in M$  is the (undirected) graph  $\mathcal{G}_m(\varepsilon)$  with the vertex set  $V(\mathcal{G}_m(\varepsilon)) := X$  and the edge set  $E(\mathcal{G}_m(\varepsilon)) := \{\{x, y\} \in \binom{X}{2} : m \in \varepsilon(x, y)\}$ .

Following the approach by Hellmuth et al. [16], we start by considering neighborhoods in this graph representation.

**Definition 3.4** ([16, Def. 3.3]). The (*complementary*) *neighborhood* of vertex  $y \in X$  and a given color  $m \in M$  w.r.t.  $\varepsilon: [X \times X]_{\text{irr}} \rightarrow \mathcal{P}(M)$  is the set

$$N_{-m}[y] := \{x \in X \setminus \{y\} : m \notin \varepsilon(x, y)\} \cup \{y\}$$

We write  $\mathcal{N}_{-m}[\varepsilon] := \{N_{-m}[y] : y \in X\}$  for the set of complementary neighborhoods of  $\varepsilon$  and a particular color  $m \in M$ .

### 3.1 Characterization of monochromatic symmetrized Fitch maps

A map  $\varepsilon: [X \times X]_{\text{irr}} \rightarrow \mathcal{P}(M)$  is *monochromatic* if  $\varepsilon(x, y) = \{m\}$  or  $\varepsilon = \emptyset$  for all distinct  $x, y \in X$  and some fixed color  $m \in M$ . Hence, for monochromatic maps we can assume w.l.o.g. that  $|M| = 1$ . Monochromatic symmetrized Fitch maps are equivalent to the “undirected Fitch graphs” studied by Hellmuth et al. [15]. For later reference we briefly recall some key results for this special case.

**Lemma 3.5** ([15, Lemma 0.3 & Thm. 0.5]). *Let  $\varepsilon: [X \times X]_{\text{irr}} \rightarrow \mathcal{P}(M)$  be a monochromatic map with  $M = \{m\}$ . Then, the following statements are equivalent:*

1.  $\varepsilon$  is a (monochromatic) symmetrized Fitch map.

2.  $\mathcal{G}_m(\varepsilon)$  does not contain a  $K_1 + K_2$  as an induced subgraph.
3.  $\mathcal{G}_m(\varepsilon)$  is a complete multi-partite graph.

Using Lemma 3.5, we can derive the following alternative characterization:

**Proposition 3.6.** *Let  $\varepsilon: [X \times X]_{\text{irr}} \rightarrow \mathcal{P}(M)$  be a monochromatic map with  $M = \{m\}$ . Then, the following statements are equivalent:*

1.  $\varepsilon$  is a (monochromatic) symmetrized Fitch map.
2. For every three pairwise distinct  $a, b, c \in X$  with  $m \notin \varepsilon(a, b)$  and  $m \notin \varepsilon(b, c)$ , we have  $m \notin \varepsilon(a, c)$ .
3.  $\mathcal{N}_{-m}[\varepsilon]$  is a partition of  $X$ .

*Proof.* Let  $\varepsilon: [X \times X]_{\text{irr}} \rightarrow \mathcal{P}(M)$  be a monochromatic map with  $M = \{m\}$ . In the following will make frequent use of the fact that  $\varepsilon(a, b) = \varepsilon(b, a)$  and, therefore,  $m \in \varepsilon(a, b)$  if and only if  $\{a, b\} \in E(\mathcal{G}_m(\varepsilon))$ .

First, assume that Statement (1) is satisfied. Lemma 3.5 implies that  $\mathcal{G}_m(\varepsilon)$  does not contain a  $K_1 + K_2$  as an induced subgraph. Hence, for arbitrary pairwise distinct  $a, b, c \in X$  with  $m \notin \varepsilon(a, b)$  and  $m \notin \varepsilon(b, c)$ , it must hold that  $m \notin \varepsilon(a, c)$ . Thus, Statement (2) holds.

Now, assume that Statement (2) is satisfied. Recall that the set  $\mathcal{N}_{-m}[\varepsilon]$  is a partition of  $X$  if  $\mathcal{N}_{-m}[\varepsilon]$  is a collection of pairwise disjoint non-empty sets  $N_1, \dots, N_k$  such that  $X = N_1 \cup \dots \cup N_k$ . Since  $y \in N_{-m}[y]$ , we conclude that every neighborhood in  $\mathcal{N}_{-m}[\varepsilon]$  is non-empty and that  $\bigcup_{y \in X} N_{-m}[y] = X$ . To this end, let  $y, y' \in X$  be two distinct vertices that satisfy  $N_{-m}[y] \cap N_{-m}[y'] \neq \emptyset$ . Thus, we must verify that  $N_{-m}[y] = N_{-m}[y']$ . Moreover, we can assume w.l.o.g. that  $|N_{-m}[y]| \leq |N_{-m}[y']|$ . Now, we continue to show that  $m \notin \varepsilon(y, y') = \varepsilon(y', y)$ . To this end, we assume for contradiction that  $m \in \varepsilon(y, y') = \varepsilon(y', y)$ . Therefore,  $y \notin N_{-m}[y']$  and  $y' \notin N_{-m}[y]$ . Thus,  $y, y' \notin N_{-m}[y] \cap N_{-m}[y']$ . This, together with  $N_{-m}[y] \cap N_{-m}[y'] \neq \emptyset$ , implies that there is a vertex  $x \in N_{-m}[y] \cap N_{-m}[y']$  such that  $x, y$  and  $y'$  are pairwise distinct. However,  $m \notin \varepsilon(x, y) = \varepsilon(y, x)$  and  $m \notin \varepsilon(x, y')$ . In summary, we have  $m \notin \varepsilon(y, x)$ ,  $m \notin \varepsilon(x, y')$  and  $m \in \varepsilon(y, y')$ ; a contradiction to Statement (2). Thus,  $m \notin \varepsilon(y, y') = \varepsilon(y', y)$ . The latter implies that  $\{y, y'\} \subseteq N_{-m}[y]$ . Now, let  $x \in N_{-m}[y']$ . If  $x \in \{y, y'\}$ , then we have  $x \in \{y, y'\} \subseteq N_{-m}[y]$ . Moreover, if  $x \notin \{y, y'\}$ , then  $x, y$  and  $y'$  are pairwise distinct. In this case,  $m \notin \varepsilon(x, y')$  and  $m \notin \varepsilon(y', y)$  together with Statement (2) implies that  $m \notin \varepsilon(x, y)$ . Therefore,  $x \in N_{-m}[y]$ . In either case, we have  $x \in N_{-m}[y]$ . Thus,  $N_{-m}[y'] \subseteq N_{-m}[y]$ . This, together with  $|N_{-m}[y]| \leq |N_{-m}[y']|$ , implies that  $N_{-m}[y] = N_{-m}[y']$ . Therefore, Statement (3) is true.

Finally, we show that Statement (3) implies Statement (1). Using contraposition, we assume that  $\varepsilon$  is not a symmetrized Fitch map. Then, we conclude by Lemma 3.5 that  $\mathcal{G}_m(\varepsilon)$  contains an  $K_1 + K_2$  as an induced subgraph. Let  $\mathcal{G}_m(\varepsilon)[\{a, b, c\}]$  be an induced subgraph that is isomorphic to  $K_1 + K_2$ . We can assume w.l.o.g. that  $m \notin \varepsilon(a, b)$ ,  $m \notin \varepsilon(a, c)$  and  $m \in \varepsilon(b, c)$ . The latter implies that  $b \notin N_{-m}[c]$ . This, together with  $b \in N_{-m}[b]$ , implies that  $N_{-m}[b] \neq N_{-m}[c]$ . Moreover, we have  $a \in N_{-m}[b] \cap N_{-m}[c]$ . Taken the latter arguments together, we observe that  $\mathcal{N}_{-m}[\varepsilon]$  cannot be a partition of  $X$ . Thus, if Statement (3) is satisfied, then Statement (1) must be satisfied as well. ■

A natural special case is to consider maps  $\varepsilon: [X \times X]_{\text{irr}} \rightarrow \mathcal{P}(M)$  that assign to each pair  $(x, y)$  at most one label. In this case,  $\varepsilon$  reduces to a map  $\varepsilon: [X \times X]_{\text{irr}} \rightarrow M \cup \{\emptyset\}$ .

**Proposition 3.7.** *The map  $\varepsilon: [X \times X]_{\text{irr}} \rightarrow \mathcal{P}(M)$  is a symmetrized Fitch map that satisfies  $|\varepsilon(x, y)| \leq 1$  for all distinct  $x, y \in X$  if and only if  $\varepsilon$  is a monochromatic symmetrized Fitch map.*

*Proof.* Clearly, every monochromatic symmetrized Fitch map  $\varepsilon$  is a symmetrized Fitch map with  $|\varepsilon(x, y)| \leq 1$  for all distinct  $x, y \in X$ . Now, suppose that  $\varepsilon: [X \times X]_{\text{irr}} \rightarrow \mathcal{P}(M)$  is a symmetrized Fitch map that satisfies  $|\varepsilon(x, y)| \leq 1$ . Then, assume for contradiction that  $\varepsilon$  is not monochromatic. Thus, there are leaves  $a, b, c, d \in X$  with  $\varepsilon(a, b) = \{m\}$  and  $\varepsilon(c, d) = \{m'\}$  for distinct  $m, m' \in M$ . Since  $\varepsilon$  is a symmetrized Fitch map, there is an edge-labeled tree  $(T, \lambda)$  that explains  $\varepsilon$ . The latter two arguments imply that  $T$  contains an  $m$ -edge  $e$  and  $m'$ -edge  $f$ . Now, consider a vertex-maximal path  $P$  in  $T$  that contains  $e$  and  $f$ . Clearly,  $P$  must contain two leaves  $x, y \in X$  as its end-vertices. But then  $m, m' \in \varepsilon(x, y)$  implies  $|\varepsilon(x, y)| > 1$ ; a contradiction. ■

### 3.2 Characterization of symmetrized Fitch maps

Unfortunately, the properties in Prop. 3.6 are not sufficient to characterize non-monochromatic Fitch maps. To see this, consider the map  $\varepsilon$  shown in Fig. 2. Then, we have  $N_{-1}[a] = N_{-1}[c] = \{a, c\}$ ,  $N_{-1}[b] = N_{-1}[d] = \{b, d\}$ ,  $N_{-2}[a] = N_{-2}[b] = \{a, b\}$  and  $N_{-2}[c] = N_{-2}[d] = \{c, d\}$ . Hence, both  $\mathcal{N}_{-1}[\varepsilon] = \{\{a, c\}, \{b, d\}\}$  and  $\mathcal{N}_{-2}[\varepsilon] = \{\{a, b\}, \{c, d\}\}$  are partitions of  $X = \{a, b, c, d\}$ . As we shall prove in Lemma 3.12 below, every tree that explains  $\varepsilon$  must display the quartets  $ab|cd$  and  $ac|bd$ . However, by Corollary 2.2, the set  $\{ab|cd, ac|bd\}$  of quartets is not compatible. Therefore,  $\varepsilon$  cannot be a Fitch map.

Before we provide a characterization of symmetrized Fitch maps, we derive some necessary conditions.

**Lemma 3.8.** *Let  $\varepsilon: [X \times X]_{\text{irr}} \rightarrow \mathcal{P}(M)$  be a symmetrized Fitch map, and let  $X' \subseteq X$  and  $M' \subseteq M$ . Then, the map  $\varepsilon': [X' \times X']_{\text{irr}} \rightarrow \mathcal{P}(M')$  with  $\varepsilon'(x, y) := \varepsilon(x, y) \cap M'$  for every  $(x, y) \in [X' \times X']_{\text{irr}}$  is again a symmetrized Fitch map.*

*Proof.* Let  $\varepsilon: [X \times X]_{\text{irr}} \rightarrow \mathcal{P}(M)$  be a symmetrized Fitch map, and let  $X' \subseteq X$  and  $M' \subseteq M$ . Let  $\varepsilon': [X' \times X']_{\text{irr}} \rightarrow \mathcal{P}(M')$  with  $\varepsilon'(x, y) := \varepsilon(x, y) \cap M'$  for every  $(x, y) \in [X' \times X']_{\text{irr}}$  be a map.

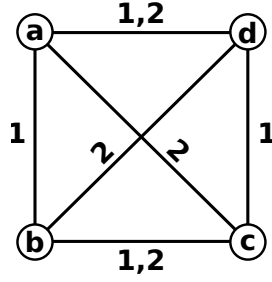
Since  $\varepsilon: [X \times X]_{\text{irr}} \rightarrow \mathcal{P}(M)$  is a symmetrized Fitch map, there is an edge-labeled tree  $(T, \lambda)$  that explains  $\varepsilon$ . Now, create a tree  $T'$  from  $T$ , where every leaf  $x \in X \setminus X'$  in  $T$  is deleted, and create an edge-labeling  $\lambda': E(T') \rightarrow \mathcal{P}(M')$  with  $\lambda'(e) := \lambda(e) \cap M'$  for every  $e \in E(T')$ . By construction,  $m \in \varepsilon'(x, y)$  if and only if the unique path between  $x$  and  $y$  in  $T'$  contains an  $m$ -edge for all  $m \in M'$  and  $x, y \in X'$ . However, the tree  $T'$  might have vertices of degree 2, and hence may not be a phylogenetic tree. However, we can further modify  $T'$  as follows: Suppose that there is a vertex  $v$  of degree 2. Thus, there are two edges  $e_1 = \{v, w\}$  and  $e_2 = \{v, u\}$  in  $T'$ . Now, we remove vertex  $v$  and the two edges  $e_1$  and  $e_2$  from  $T'$  and add the edge  $f = \{u, w\}$ , and call the resulting tree  $T''$ . By construction, every path in  $T'$  between two leaves  $x, y \in X'$  that contains the edge  $e_1$  or  $e_2$  must now contain the edge  $f$  in  $T''$ . We construct the edge-labeling  $\lambda'': E(T'') \rightarrow \mathcal{P}(M')$  with  $\lambda''(e) := \lambda'(e)$  for all  $e \in E(T'') \setminus f$  and  $\lambda''(f) := \lambda'(e_1) \cup \lambda'(e_2)$ . Then, for every  $m \in M'$  and every distinct  $x, y \in X'$ , we have  $m \in \varepsilon'(x, y)$  if and only if  $m \in \lambda''(e)$  for some edge  $e \in P_{T''}(x, y)$ . Clearly,  $T''$  and  $\lambda''$  can be iteratively modified as described above until no vertices with degree 2 remain, and hence we end up with an edge-labeled tree  $(\tilde{T}, \tilde{\lambda})$ . Thus, by construction of  $\tilde{T}$  and  $\tilde{\lambda}$ , we have  $m \in \varepsilon'(x, y)$  if and only if the unique path between  $x$  and  $y$  in  $\tilde{T}$  contains an  $m$ -edge for all  $m \in M'$  and  $x, y \in X'$ . Hence,  $(\tilde{T}, \tilde{\lambda})$  explains  $\varepsilon'$ ; and therefore,  $\varepsilon'$  is a symmetrized Fitch map. ■

**Proposition 3.9.** *Let  $\varepsilon: [X \times X]_{\text{irr}} \rightarrow \mathcal{P}(M)$  be a symmetrized Fitch map. Then, for every color  $m \in M$  the following equivalent statements are satisfied:*

1.  $\mathcal{G}_m(\varepsilon)$  does not contain a  $K_1 + K_2$  as an induced subgraph.
2. For every three pairwise distinct  $a, b, c \in X$  with  $m \notin \varepsilon(a, b)$  and  $m \notin \varepsilon(b, c)$ , we have  $m \notin \varepsilon(a, c)$ .
3.  $\mathcal{N}_{-m}[\varepsilon]$  is a partition of  $X$ .
4.  $\mathcal{G}_m(\varepsilon)$  is a complete multi-partite graph, where the neighborhoods in  $\mathcal{N}_{-m}[\varepsilon]$  form precisely the independent sets in  $\mathcal{G}_m(\varepsilon)$ .
5. For every  $N \in \mathcal{N}_{-m}[\varepsilon]$ , we have  $N = N_{-m}[y]$  if and only if  $y \in N$ .

*Proof.* Let  $\varepsilon: [X \times X]_{\text{irr}} \rightarrow \mathcal{P}(M)$  be a symmetrized Fitch map, and let  $m \in M$  be an arbitrary color. Then, Lemma 3.8 implies that the map  $\varepsilon': [X \times X]_{\text{irr}} \rightarrow \mathcal{P}(\{m\})$  with  $\varepsilon'(x, y) := \varepsilon(x, y) \cap \{m\}$  for every  $(x, y) \in [X \times X]_{\text{irr}}$  is a (monochromatic) symmetrized Fitch map. In particular,  $\mathcal{N}_{-m}[\varepsilon] = \mathcal{N}_{-m}[\varepsilon']$ . Hence, we can apply Lemma 3.5 and Prop. 3.6 to conclude that the Statements (1), (2) and (3) are satisfied and equivalent. In addition, Lemma 3.5 (1,3) and Proposition 3.6 (1,3) directly imply that Statement (3) and (4) are equivalent.

We continue by showing that Statement (3) and (5) are equivalent. First, suppose that Statement (3) is satisfied, and let  $N \in \mathcal{N}_{-m}[\varepsilon]$ . If  $N = N_{-m}[y]$ , then we have by definition  $y \in N_{-m}[y] = N$ .



**Figure 2:** Let  $\varepsilon: [X \times X]_{\text{irr}} \rightarrow \mathcal{P}(M)$  be a map with  $X := \{a, b, c, d\}$  and  $M := \{1, 2\}$ , where for every distinct  $x, y \in X$  and every  $m \in M$  we have  $m \in \varepsilon(x, y)$  if and only if the edge  $\{x, y\}$  in the shown graph contains the label  $m$ . Then,  $\varepsilon$  satisfies Prop. 3.6 (1) and (2). However,  $\varepsilon$  is not a Fitch map, see text for further details.

Conversely, if  $y \in N$ , then we have  $y \in N \cap N_{-m}[y] \neq \emptyset$ . Hence, since  $\mathcal{N}_{-m}[\varepsilon]$  with  $N, N_{-m}[y] \in \mathcal{N}_{-m}[\varepsilon]$  is a partition of  $X$ , we conclude that  $N = N_{-m}[y]$ .

Next, we assume that Statement (5) is satisfied, and let  $N, N' \in \mathcal{N}_{-m}[\varepsilon]$  be two arbitrary neighborhoods. Since we have  $y \in N_{-m}[y]$  for every  $y \in X$ , we conclude that every neighborhood is non-empty in  $\mathcal{N}_{-m}[\varepsilon]$  and  $\bigcup_{y \in X} N_{-m}[y] = X$ . Moreover, let  $N \cap N' \neq \emptyset$ . Hence, there is a vertex  $y \in N \cap N'$ , and thus by Statement (5) we obtain  $N = N_{-m}[y] = N'$ . The latter arguments together imply that  $\mathcal{N}_{-m}[\varepsilon]$  is a partition of  $X$ , and thus Statement (3) is satisfied.  $\blacksquare$

We will need to define certain sets of subsplits associated with the complementary neighborhoods of  $\varepsilon$ .

**Definition 3.10.** For a map  $\varepsilon: [X \times X]_{\text{irr}} \rightarrow \mathcal{P}(M)$  we define the following sets:

- The  $m$ -subsplit system of  $\varepsilon$  is  $\mathcal{S}_m(\varepsilon) := \{N|N' : N, N' \in \mathcal{N}_{-m}[\varepsilon] \text{ and } N \cap N' = \emptyset\}$ ;
- The subsplit system of  $\varepsilon$  is  $\mathcal{S}(\varepsilon) := \bigcup_{m \in M} \mathcal{S}_m(\varepsilon)$ ; and
- the non-trivial subsplit system of  $\varepsilon$  is  $\mathcal{S}^*(\varepsilon) := \{N|N' : N|N' \in \mathcal{S}(\varepsilon) \text{ and } |N|, |N'| \geq 2\}$ .

Clearly, if a set  $\mathcal{S}$  of subsplits is compatible, then every subset  $\mathcal{S}' \subseteq \mathcal{S}$  is also compatible.  $\mathcal{S}(\varepsilon)$  is compatible if and only if  $\mathcal{S}^*(\varepsilon)$  is compatible because every subsplit  $N|N' \in \mathcal{S}(\varepsilon) \setminus \mathcal{S}^*(\varepsilon)$  is trivial and  $\mathcal{S}^*(\varepsilon) \subseteq \mathcal{S}(\varepsilon)$ . For later reference we summarize the latter observation in the following

**Lemma 3.11.** Let  $\varepsilon: [X \times X]_{\text{irr}} \rightarrow \mathcal{P}(M)$  be a map. Then,  $\mathcal{S}(\varepsilon)$  is compatible if and only if  $\mathcal{S}^*(\varepsilon)$  is compatible.

Before we provide our final characterization we observe that compatibility of  $\mathcal{S}(\varepsilon)$  is a necessary condition for Fitch maps.

**Lemma 3.12.** Let  $\varepsilon: [X \times X]_{\text{irr}} \rightarrow \mathcal{P}(M)$  be a symmetrized Fitch map, and let  $\mathcal{S}(\varepsilon)$  be the subsplit system of  $\varepsilon$ . Then, every edge-labeled tree  $(T, \lambda)$  that explains  $\varepsilon$  displays all subsplits in  $\mathcal{S}(\varepsilon)$ .

*Proof.* Let  $\varepsilon: [X \times X]_{\text{irr}} \rightarrow \mathcal{P}(M)$  be a symmetrized Fitch map, and let  $(T, \lambda)$  be an arbitrary edge-labeled tree that explains  $\varepsilon$ . We denote by  $T|_L$  the vertex-minimal (not necessarily phylogenetic) subtree of  $T$  with leaf set  $L \subseteq \mathcal{L}(T)$ .

Assume, for contradiction, that there is a subsplit  $N|N' \in \mathcal{S}(\varepsilon)$  that is not displayed by  $T$ . Clearly, if  $|N| = 1$  or  $|N'| = 1$ , then  $T$  displays  $N|N'$ . Thus, we can assume that  $|N| > 1$  and  $|N'| > 1$ . Moreover, if none of the paths  $P_T(a, b)$  and  $P_T(c, d)$  with  $a, b \in N$  and  $c, d \in N'$  intersect, then the two trees  $T|_N$  and  $T|_{N'}$  are vertex disjoint, and thus, there would be an edge  $e \in E(T)$  such that  $N \subseteq \mathcal{L}(T_1)$  and  $N' \subseteq \mathcal{L}(T_2)$ . Therefore, there are four leaves  $a, b \in N$  and  $c, d \in N'$  such that the paths  $P_T(a, b)$  and  $P_T(c, d)$  intersect. Hence, there is a vertex  $v \in V(P_T(a, b)) \cap V(P_T(c, d))$ . Proposition 3.9 (5), together with  $a, b \in N$  and  $c, d \in N'$ , implies that  $a \in N = N_{-m}[b]$  and  $c \in N' = N_{-m}[d]$ . This, together with the fact that  $(T, \lambda)$  explains  $\varepsilon$ , implies that there is no  $m$ -edge on either of the paths  $P_T(a, b)$

and  $P_T(c, d)$ . Since  $v$  lies on both paths  $P_T(a, b)$  and  $P_T(c, d)$ , there is no  $m$ -edge on the (sub)paths  $P_T(a, v)$  and  $P_T(v, d)$ . Therefore, the path  $P_T(a, d) \subseteq P_T(a, v) \cup P_T(v, d)$  cannot contain an  $m$ -edge. Now, Proposition 3.9 (5) and  $a \in N$  imply that  $N = N_{-m}[a]$ . However, since  $N|N'$  is a subsplit, we have  $N \cap N' = \emptyset$ , and therefore  $d \notin N = N_{-m}[a]$ . This, together with the fact that  $(T, \lambda)$  explains  $\varepsilon$ , implies that there is an  $m$ -edge on the path  $P_T(a, d)$ ; a contradiction. In summary, every subsplit  $N|N' \in \mathcal{S}(\varepsilon)$  is displayed by  $T$ .  $\blacksquare$

Lemma 3.12, together with Lemma 3.11, immediately implies

**Corollary 3.13.** *If  $\varepsilon: [X \times X]_{\text{irr}} \rightarrow \mathcal{P}(M)$  is a symmetrized Fitch map, then the subsplit sets  $\mathcal{S}(\varepsilon)$  and  $\mathcal{S}^*(\varepsilon)$  are compatible.*

**Definition 3.14.** Let  $\varepsilon: [X \times X]_{\text{irr}} \rightarrow \mathcal{P}(M)$  be a map such that  $\mathcal{S}(\varepsilon)$  is compatible. Then, we denote with  $(T_\varepsilon, \lambda_\varepsilon)$  an edge-labeled tree that satisfies the following two conditions:

1.  $T_\varepsilon$  displays every subsplit in  $\mathcal{S}(\varepsilon)$ ; and
2. for every edge  $e \in E(T_\varepsilon)$  we have

$$\lambda_\varepsilon(e) := \left\{ m \in M : \begin{array}{l} \text{(a) } e \text{ is a splitting edge w.r.t. some } N|N' \in \mathcal{S}_m(\varepsilon) \text{ and} \\ \text{(b) for every } N \in \mathcal{N}_{-m}[\varepsilon] \text{ and for every } x, y \in N \text{ we have } e \notin E(P_{T_\varepsilon}(x, y)) \end{array} \right\}.$$

**Lemma 3.15.**  $\varepsilon: [X \times X]_{\text{irr}} \rightarrow \mathcal{P}(M)$  is a symmetrized Fitch map if it satisfies the following two conditions:

1. for every  $m \in M$  the set  $\mathcal{N}_{-m}[\varepsilon]$  forms a partition of  $X$ ; and
2.  $\mathcal{S}^*(\varepsilon)$  is compatible.

In particular,  $(T_\varepsilon, \lambda_\varepsilon)$  explains  $\varepsilon$ .

*Proof.* Let  $\varepsilon: [X \times X]_{\text{irr}} \rightarrow \mathcal{P}(M)$  be a map that satisfies Conditions (1) and (2). Since  $\mathcal{S}^*(\varepsilon)$  is compatible, Lemma 3.11 implies that  $\mathcal{S}(\varepsilon)$  is compatible. Hence, there is a tree  $T_\varepsilon$  that displays every subsplit in  $\mathcal{S}(\varepsilon)$ . For  $T_\varepsilon$  let  $\lambda_\varepsilon: E(T_\varepsilon) \rightarrow \mathcal{P}(M)$  be the edge-labeling as specified in Def. 3.14 (2). Hence, we obtain an edge labeled-tree  $(T_\varepsilon, \lambda_\varepsilon)$  that satisfies Def. 3.14. To show that  $\varepsilon$  is a symmetrized Fitch map, it suffices to show that  $(T_\varepsilon, \lambda_\varepsilon)$  explains  $\varepsilon$ . Thus, we must verify that for every two distinct leaves  $x, y \in X$  we have  $m \in \varepsilon(x, y)$  if and only if there is an  $m$ -edge on the path  $P_{T_\varepsilon}(x, y)$ . To this end, let  $m \in M$  be an arbitrary color, and let  $x, y \in X$  be two distinct arbitrary leaves.

First, suppose that  $m \in \varepsilon(x, y)$ . Then, we have  $y \notin N_{-m}[x]$ . This and  $y \in N_{-m}[y]$  implies that  $N_{-m}[x] \neq N_{-m}[y]$ . Thus, since  $\mathcal{N}_{-m}[\varepsilon]$  is a partition of  $X$ , it must hold that  $N_{-m}[x] \cap N_{-m}[y] = \emptyset$ . Therefore, by definition of  $\mathcal{S}(\varepsilon)$ , we have  $N_{-m}[x]|N_{-m}[y] \in \mathcal{S}_m(\varepsilon) \subseteq \mathcal{S}(\varepsilon)$ . Since  $T_\varepsilon$  displays every subsplit in  $\mathcal{S}(\varepsilon)$ , there is a splitting edge  $e \in E(T_\varepsilon)$  w.r.t.  $N_{-m}[x]|N_{-m}[y]$ .

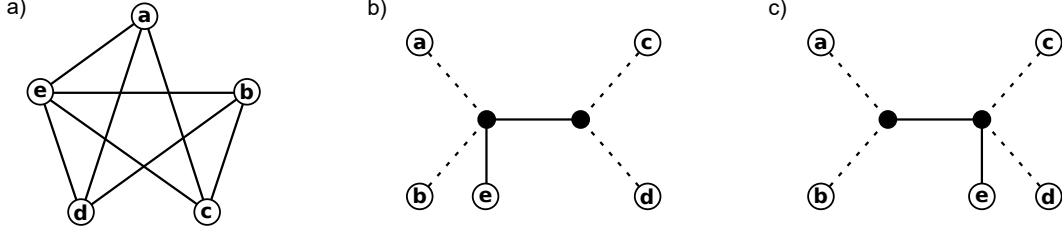
Hence, we have  $N_{-m}[x] \subseteq \mathcal{L}(T_{e,x})$  and  $N_{-m}[y] \subseteq \mathcal{L}(T_{e,y})$ , where  $T_{e,x}$  and  $T_{e,y}$  are the two connected components of  $T_\varepsilon \setminus e$ . We may assume w.l.o.g. that this splitting edge  $e = \{v, w\}$  w.r.t.  $N_{-m}[x]|N_{-m}[y]$  is chosen such that  $v$  lies on the (unique) path  $P_{T_\varepsilon}(w, x)$  and that  $|V(T_{e,x})|$  is minimal among all such splitting edges w.r.t.  $N_{-m}[x]|N_{-m}[y]$ .

There are two cases, either  $|V(T_{e,x})| = 1$  or  $|V(T_{e,x})| > 1$ . First, suppose that  $|V(T_{e,x})| = 1$ . This is if and only if  $\mathcal{L}(T_{e,x}) = V(T_{e,x}) = \{v\}$ . In this case, the edge  $e$  must additionally satisfy Condition (2b) in Def. 3.14, since  $\mathcal{N}_{-m}[\varepsilon]$  forms a partition of  $X$ . Thus, by construction of  $\lambda_\varepsilon$ , we have  $m \in \lambda_\varepsilon(e)$ . Since  $e$  is an edge of the path  $P_{T_\varepsilon}(x, y)$  there is an  $m$ -edge in  $P_{T_\varepsilon}(x, y)$ .

Otherwise, if  $|V(T_{e,x})| > 1$  and thus  $|\mathcal{L}(T_{e,x})| > 1$ , then the minimality of  $|V(T_{e,x})|$  implies that there are two leaves  $x', x'' \in N_{-m}[x]$  such that  $v \in V(P_{T_\varepsilon}(x', x''))$ .

Now, assume for contradiction that  $e$  is not an  $m$ -edge. Since  $e$  satisfies Condition (2a) in Def. 3.14, it can therefore, not satisfy Condition (2b) in Def. 3.14. Hence, there is a neighborhood  $N' \in \mathcal{N}_{-m}[\varepsilon]$  with  $x', x'' \in N'$  such that  $e \in E(P_{T_\varepsilon}(x', x''))$ . This, together with  $e = \{v, w\}$ , implies  $v \in V(P_{T_\varepsilon}(x', x'')) \cap V(P_{T_\varepsilon}(x', x''))$ . Since one of the leaves in  $\{x', x''\} \subseteq N'$  is not contained in  $T_{e,x}$  and since  $N_{-m}[x] \subseteq \mathcal{L}(T_{e,x})$ , we have  $N' \neq N_{-m}[x]$ . Since  $\mathcal{N}_{-m}[\varepsilon]$  is a partition of  $X$ , it must hold that





**Figure 3:** Let  $\varepsilon: [X \times X]_{\text{irr}} \rightarrow \mathcal{P}(M)$  be a (monochromatic) map with  $X := \{a, b, c, d, e\}$  and  $M := \{m\}$ , where for every distinct  $x, y \in X$  we have  $m \in \varepsilon(x, y)$  if and only if the shown graph in Panel a) contains the edge  $\{x, y\}$ . Moreover, there are two edge-labeled trees shown in Panel b) and c), where solid lines and dashed lines represent the edge-label  $\{m\}$  and  $\emptyset$ , respectively. We observe that both edge-labeled trees explain  $\varepsilon$ . Thus,  $\varepsilon$  is a (monochromatic) symmetrized Fitch relation. Since  $ab|cd \in \mathcal{S}(\varepsilon)$  and by Lemma 3.12, every tree that explains  $\varepsilon$  must display  $ab|cd$ . Thus, these two trees have the fewest numbers of vertices among all trees that may explain  $\varepsilon$  and are known as so-called “minimally-resolved” trees. The latter arguments imply that minimally-resolved trees need not to be unique; a fact that has also been observed in [15].

$N' \cap N_{-m}[x] = \emptyset$ . Therefore,  $N'|N_{-m}[x] \in \mathcal{S}_m(\varepsilon) \subseteq \mathcal{S}(\varepsilon)$ . However,  $v \in V(P_{T_\varepsilon}(x', x'')) \cap V(P_{T_\varepsilon}(z', z''))$ , together with  $x', x'' \in N_{-m}[x]$  and  $z', z'' \in N'$ , implies that the subsplit  $N'|N_{-m}[x] \in \mathcal{S}(\varepsilon)$  is not displayed by  $T_\varepsilon$ ; a contradiction. Therefore,  $e$  is an  $m$ -edge that lies on the path  $P_{T_\varepsilon}(x, y)$ .

It remains to show that the existence of an  $m$ -edge on the path  $P_{T_\varepsilon}(x, y)$  implies  $m \in \varepsilon(x, y)$ . Using contraposition, assume that  $m \notin \varepsilon(x, y)$ , and thus  $x, y \in N_{-m}[x] \in \mathcal{N}_{-m}[\varepsilon]$ . For every edge  $e \in E(P_{T_\varepsilon}(x, y))$ , Condition (2b) in Def. 3.14 is violated. Hence, for all  $e \in E(P_{T_\varepsilon}(x, y))$ , we have by construction of  $\lambda_\varepsilon$  that  $m \notin \lambda_\varepsilon(e)$ . Thus,  $P_{T_\varepsilon}(x, y)$  does not contain an  $m$ -edge, which completes the proof.

In summary, we have shown that  $(T_\varepsilon, \lambda_\varepsilon)$  explains  $\varepsilon$ . Therefore,  $\varepsilon$  is a symmetrized Fitch map. ■

The characterization of Fitch maps, which is summarized in Theorem 3.16, follows now directly from Proposition 3.9 (3), Corollary 3.13 and Lemma 3.15.

**Theorem 3.16.** *A map  $\varepsilon: [X \times X]_{\text{irr}} \rightarrow \mathcal{P}(M)$  is a symmetrized Fitch map if and only if*

1. *for every  $m \in M$  the set  $\mathcal{N}_{-m}[\varepsilon]$  forms a partition of  $X$ ; and*
2.  *$\mathcal{S}^*(\varepsilon)$  is compatible.*

For later refer we state here a simple consequence of Theorem 3.16.

**Corollary 3.17.** *A map  $\varepsilon: [X \times X]_{\text{irr}} \rightarrow \mathcal{P}(M)$ , where  $\mathcal{N}_{-m}[\varepsilon]$  forms a partition of  $X$  for every  $m \in M$ , is a symmetrized Fitch map if and only if  $\mathcal{S}^*(\varepsilon)$  is compatible.*

## 4 Complexity Results

Since monochromatic symmetrized Fitch maps are characterized in terms of complete multi-partite graphs they can be recognized in polynomial time, cf. [15]. “Non-symmetrized” (not necessarily monochromatic) Fitch maps can also be recognized in polynomial time, cf. [12, 16]. However, as we shall show below, the recognition of symmetrized Fitch maps is NP-complete, in general. More precisely, we consider the following decision problem.

**Problem (SYMM-FITCH RECOGNITION).**

*Input:* A (symmetric) map  $\varepsilon: [X \times X]_{\text{irr}} \rightarrow \mathcal{P}(M)$ .

*Question:* Is  $\varepsilon$  a symmetrized Fitch map, i.e., is there an edge-labeled tree  $(T, \lambda)$  that explains  $\varepsilon$ ?

In order to prove NP-completeness, we use a reduction from the following NP-complete problem [20].

**Problem** (QUARTET COMPATIBILITY).

*Input:* A set  $Q$  of quartets on  $X$ .

*Question:* Is  $Q$  compatible?

**Proposition 4.1** ([20, Thm. 1]). QUARTET COMPATIBILITY is NP-complete.

**Theorem 4.2.** SYMM-FITCH RECOGNITION is NP-complete.

*Proof.* Clearly, SYMM-FITCH RECOGNITION  $\in$  NP, since we can test in polynomial time whether a given edge-labeled tree  $(T, \lambda)$  indeed explains  $\varepsilon$ .

Let  $\mathcal{Q} = \{q_1, q_2, \dots, q_{|\mathcal{Q}|}\}$  be an arbitrary set of quartets on  $X$ . Now, we construct a map  $\varepsilon: [X \times X]_{\text{irr}} \rightarrow \mathcal{P}(M)$  with  $M = \{1, 2, \dots, |\mathcal{Q}|\}$  such that for every  $(x, y) \in [X \times X]_{\text{irr}}$  we have

$$\varepsilon(x, y) := \left\{ i \in M : q_i = ab|cd \text{ and } \{x, y\} \notin \left\{ \{a, b\}, \{c, d\} \right\} \right\}.$$

By construction of  $\varepsilon$  we have for every  $q_i = ab|cd \in \mathcal{Q}$ :

$$\begin{aligned} N_{-i}[a] &= N_{-i}[b] = \{a, b\}, \\ N_{-i}[c] &= N_{-i}[d] = \{c, d\}, \text{ and} \\ N_{-i}[y] &= \{y\} \text{ for every } y \in X \setminus \{a, b, c, d\}. \end{aligned}$$

Hence,  $\mathcal{N}_{-i}[\varepsilon]$  is a partition of  $X$  for every color  $i \in M$ . Now, we continue to show that  $\mathcal{Q} = \mathcal{S}^*(\varepsilon)$ . If  $q_i = ab|cd \in \mathcal{Q}$  then, by construction of  $\varepsilon$ , we have  $ab|cd = N_{-i}[a]|N_{-i}[c] \in \mathcal{S}^*(\varepsilon)$ . Conversely, if  $ab|cd \in \mathcal{S}^*(\varepsilon)$ , then there is a color  $i \in M$  such that  $N_{-i}[a] = \{a, b\}$  and  $N_{-i}[c] = \{c, d\}$ . This and the construction of  $\varepsilon$  imply that  $ab|cd = q_i \in \mathcal{Q}$ . Thus, we have  $\mathcal{Q} = \mathcal{S}^*(\varepsilon)$ . Since  $\mathcal{N}_{-i}[\varepsilon]$  is a partition of  $X$  for every color  $i \in M$ , we can apply Cor. 3.17 to conclude that  $\varepsilon$  is a symmetrized Fitch map if and only if  $\mathcal{S}^*(\varepsilon) = \mathcal{Q}$  is compatible.

Since deciding whether  $\mathcal{Q}$  is compatible is NP-complete, see Prop. 4.1, we can conclude that deciding whether  $\varepsilon$  is a symmetrized Fitch map is NP-hard. This, together with SYMM-FITCH RECOGNITION  $\in$  NP, implies that SYMM-FITCH RECOGNITION is NP-complete. ■

Interestingly, using the results established by Bryant and Lagergren [2], one can easily show

**Corollary 4.3.** SYMM-FITCH RECOGNITION is fixed-parameter tractable (FPT).

*Proof.* A collection of trees  $T_1, \dots, T_k$  is said to be compatible if there exists a tree  $T$  such that each  $T_i$  can be obtained from  $T$  by contracting edges in an induced subtree of  $T$ . Testing Compatibility of a collection of trees  $T_1, \dots, T_k$  on  $X$  can be test in  $\mathcal{O}(|X|g(k))$  time, for some function  $g(k)$  [2]. In other words, testing compatibility for a collection of trees is FPT. As a consequence of Theorem 3.16, verifying whether a map  $\varepsilon$  is a symmetrized Fitch map or not consists of two steps: (1) checking if for every  $m \in M$  the set  $\mathcal{N}_{-m}[\varepsilon]$  forms a partition of  $X$  and (2) checking if  $\mathcal{S}^*(\varepsilon)$  is compatible. While Step (1) can clearly be done in polynomial time, Step (2) is NP-hard by Prop. 4.1. Clearly, each subsplit  $N|N' \in \mathcal{S}^*(\varepsilon)$  corresponds to a unique vertex minimal tree  $T_{N|N'}$  with two non-leaf vertices and leaf set  $N \cup N'$ . Hence, checking if  $\mathcal{S}^*(\varepsilon)$  is compatible is equivalent to testing compatibility of the collection of trees  $T_{N|N'}$  with  $N|N' \in \mathcal{S}^*(\varepsilon)$ . Thus, Step (2) is FPT, which implies that SYMM-FITCH RECOGNITION is also FPT. ■

We note in passing that Theorem 4.2 implies that there is no characterization of Fitch maps in terms of a finite set of forbidden subgraphs (unless  $P = NP$ ).

## 5 Summary and Outlook

In this contribution, we have characterized a class of symmetric maps  $\varepsilon: [X \times X]_{\text{irr}} \rightarrow \mathcal{P}(M)$ , or equivalently, sets of (not necessarily disjoint) symmetric binary relations  $R_1, \dots, R_{|M|}$  that arise in a natural way from edge-labeled trees with a set of “colors”. The symmetrized Fitch maps are those for which  $\varepsilon(x, y)$  is the set of colors encountered along the unique path connecting  $x$  and  $y$  in  $T$ . In the monochromatic cases  $|M| = 1$  there is only a single relation  $R_1$  (or graph). As already shown by [15],  $R_1$  is symmetrized Fitch relation if and only if it is a complete multi-partite graph. Here we provide an alternative characterization in terms of complementary neighborhoods. Restricted symmetrized Fitch maps assign at most one color to each pair  $(x, y)$ , i.e.,  $|\varepsilon(x, y)| \leq 1$ . We found that these two classes coincide. Therefore, such maps can be recognized in polynomial time. In the general case, we obtained a series of necessary conditions as well as a characterization in terms of monochromatic “induced” submaps and certain subsplits defined by the complementary neighborhoods of  $\varepsilon$  that must be displayed by every tree explaining  $\varepsilon$ , i.e., the subsplit system must be compatible. These result were utilized to show that the recognition of symmetrized Fitch maps is NP-complete but FPT.

Although we have obtained a comprehensive characterization interesting open questions remain. The complete multi-partite graphs are a subclass of the cographs, i.e., graphs that do not contain a path of length four as in induced subgraph [5, 6]. Cographs can be explained by vertex-labeled trees. In particular, the di-cograph structure [7] of non-symmetrized Fitch maps has been very helpful in the construction of efficient recognition algorithms [10] for the directed case. Since for every color  $m \in M$  the graph-representation  $\mathcal{G}_m(\varepsilon)$  of a symmetrized Fitch map  $\varepsilon$  must be a complete multi-partite graph,  $\mathcal{G}_m(\varepsilon)$  is a cograph. Clearly, this does not help directly for efficient recognition algorithms since the recognition problem is NP-complete. However, if we restrict our attention to maps  $\varepsilon: [X \times X]_{\text{irr}} \rightarrow \mathcal{P}(M)$  that additionally satisfy the “triangle condition”  $|\{\varepsilon(x, y), \varepsilon(x, z), \varepsilon(y, z)\}| \leq 2$  for every pairwise distinct  $x, y, z \in X$ , then we obtain the subclass of so-called *unp 2-structures* [13], which can be recognized in polynomial time. In future work we will investigate whether symmetrized Fitch map that satisfy this triangle condition can be recognized in polynomial time. Complementary, one may ask whether there are interesting constellations of complementary neighborhoods for which compatibility of  $\mathcal{S}^*(\varepsilon)$  can be checked efficiently, e.g. by the All Quartets Algorithm [21, Sect. 5.2].

In [16], we characterized non-symmetrized “ $k$ -restricted” Fitch maps that can be explained by edge-labeled trees  $(T, \lambda)$  with  $|\lambda(e)| \leq k$  for every  $e \in E(T)$  and some fixed integer  $k$ . This characterization was entirely based on the cardinality of complementary neighborhoods and the proof relied on the fact that the least-resolved tree for a non-symmetrized Fitch map is unique. However, finding a characterization for “ $k$ -restricted” symmetrized Fitch maps, seems to be quite difficult, since we cannot build upon the fact that least-resolved trees are unique for symmetrized Fitch maps (see Fig. 3 for a counterexample). Thus, it remains an open question if such restrictions may lead to deeper understanding of symmetrized Fitch maps and whether such maps can be recognized in polynomial time or not.

Real-life estimates of graphs are usually subject to measurement errors. Attempts to correct these estimates naturally leads to editing problem. In our setting, given a symmetric map  $\varepsilon$ , we are interested in a symmetrized Fitch map  $\varepsilon'$  that is “as close as possible” to  $\varepsilon$ . A natural distance measure is e.g. the sum of the symmetric differences of the edges of  $\mathcal{G}_m(\varepsilon)$ . In the light of Corollary 3.17 one may ask whether there is a connection between this “Fitch Map Editing” problem and the problem of finding a maximal subset of consistent quartets in  $\mathcal{S}^*(\varepsilon)$ . Conversely, can one of the many heuristics for the MAXIMUM QUARTET CONSISTENCY PROBLEM (see [17, 18] and the references therein) be adapted such that  $\mathcal{N}_{-m}[\varepsilon]$  remains a partition for every  $m \in M$ ?

## Acknowledgments

This work was supported in part by the *Deutsche Forschungsgemeinschaft* grant *STA 850/49-1* to PFS.

## References

- [1] Sebastian Böcker and Andreas W. M. Dress. Recovering symbolically dated, rooted trees from symbolic ultrametrics. *Adv. Math.*, 138:105–125, 1998. doi: 10.1006/aima.1998.1743.
- [2] David Bryant and Jens Lagergren. Compatibility of unrooted phylogenetic trees is FPT. *Theor. Comp. Sci.*, 351:296–302, 2006. doi: 10.1016/j.tcs.2005.10.033.
- [3] Peter Buneman. The recovery of trees from measures of dissimilarity. In *Mathematics the the Archeological and Historical Sciences*, pages 387–395, United Kingdom, 1971. Edinburgh University Press.
- [4] Tiziana Calamoneri and Blerina Sinimeri. Pairwise compatibility graphs: A survey. *SIAM Review*, 58:445–460, 2016. doi: 10.1137/140978053.
- [5] D. G. Corneil, H. Lerchs, and L. Steward Burlingham. Complement reducible graphs. *Discr. Appl. Math.*, 3:163–174, 1981. doi: 10.1016/0166-218X(81)90013-5.
- [6] D. G. Corneil, Y. Perl, and L. K. Stewart. A linear recognition algorithm for cographs. *SIAM J. Computing*, 14:926–934, 1985. doi: 10.1137/0214065.
- [7] C. Crespelle and C. Paul. Fully dynamic recognition algorithm and certificate for directed cographs. *Discr. Appl. Math.*, 154:1722–1741, 2006. doi: 10.1016/j.dam.2006.03.005.
- [8] A Ehrenfeucht and G Rozenberg. Theory of 2-structures, part II: Representation through labeled tree families. *Theor. Comp. Sci.*, 70:305–342, 1990. doi: 10.1016/0304-3975(90)90130-A.
- [9] Walter M. Fitch. Homology: a personal view on some of the problems. *Trends Genet.*, 16: 227–231, 2000. doi: 10.1016/S0168-9525(00)02005-9.
- [10] Manuela Geiß, John Anders, Peter F. Stadler, Nicolas Wieseke, and Marc Hellmuth. Reconstructing gene trees from Fitch’s xenology relation. *J. Math. Biol.*, 77:1459–1491, 2018. doi: 10.1007/s00285-018-1260-8.
- [11] M. Hellmuth and C. R. Seemann. Alternative characterizations of Fitch’s xenology relation. *J. Math. Biol.*, 79:969–986, 2019. doi: 10.1007/s00285-019-01384-x.
- [12] Marc Hellmuth. Generalized Fitch graphs: Edge-labeled graphs that are explained by edge-labeled trees. *Discr. Appl. Math.*, 267:1–11, 2019. doi: 10.1016/j.dam.2019.06.015.
- [13] Marc Hellmuth, Peter F. Stadler, and Nicolas Wieseke. The mathematics of xenology: Diccographs, symbolic ultrametrics, 2-structures and tree-representable systems of binary relations. *J. Math. Biol.*, 75:299–237, 2017. doi: 10.1007/s00285-016-1084-3.
- [14] Marc Hellmuth, Maribel Hernandez-Rosales, Yangjing Long, and Peter F. Stadler. Inferring phylogenetic trees from the knowledge of rare evolutionary events. *J. Math. Biol.*, 76:1623–1653, 2018. doi: 10.1007/s00285-017-1194-6.
- [15] Marc Hellmuth, Yangjing Long, Manuela Geiß, and Peter F. Stadler. A short note on undirected Fitch graphs. *The Art of Discrete and Applied Mathematics*, 1:#1.08, 2018. doi: 10.26493/2590-9770.1245.98c.
- [16] Marc Hellmuth, Carsten R. Seemann, and Peter F. Stadler. Generalized Fitch graphs II: Sets of binary relations that are explained by edge-labeled trees. Technical Report 1911.07469, arXiv, 2019.

- [17] A. Morgado and J. Marques-Silva. Combinatorial optimization solutions for the Maximum Quartet Consistency Problem. *Fundamenta Informaticae*, 102:363–389, 2010. doi: 10.3233/FI-2010-311.
- [18] R Reaz, M S Bayzid, and M S Rahman. Accurate phylogenetic tree reconstruction from quartets: a heuristic approach. *PLoS One*, 9:e104008, 2014. doi: 10.1371/journal.pone.0104008.
- [19] Charles Semple and Mike Steel. *Phylogenetics*. Oxford University Press, New York, 2003. ISBN 978-0-198-50942-4.
- [20] Michael Steel. The complexity of reconstructing trees from qualitative characters and subtrees. *J. Classification*, 9:91–116, 1992. doi: 10.1007/BF02618470.
- [21] Tandy Warnow. *Computational Phylogenetics: An Introduction to Designing Methods for Phylogeny Estimation*. Cambridge University Press, Cambridge, UK, 2017.
- [22] Igor E Zverovich. Near-complete multipartite graphs and forbidden induced subgraphs. *Discrete Math*, 207:257–262, 1999. doi: 10.1016/S0012-365X(99)00050-3.