

February 18, 2022

Single- and double-differential cross-sections in $t\bar{t}$ final states in the ℓ +jets channel

JIRÍ KVITA¹

Regional Centre of Advanced Technologies and Materials, Joint Laboratory of Optics of Palacký University and Institute of Physics AS CR, Faculty of Science, Palacký University, 17. listopadu 12, 771 46 Olomouc, Czech Republic

We present measurements of single- and double-differential cross-sections in $t\bar{t}$ final states in the lepton+jets channel, unfolded to particle and parton levels with both resolved and boosted topologies considered. Fully corrected spectra are presented as functions of the top-quark as well as $t\bar{t}$ system kinematic variables and jet multiplicities in data from pp collisions at $\sqrt{s} = 13$ TeV collected in 2015 and 2016 by the ATLAS detector at the LHC, corresponding to integrated luminosity of 36 fb^{-1} . Measurements provided detailed information on the top-quark production and decay, enabling precision tests of modern Monte Carlo generators as well as latest fixed-order Standard Model predictions. Good agreement between the theoretical predictions and the data is observed within reduced systematic uncertainties w.r.t. previous ATLAS measurements.

PRESENTED AT

12th International Workshop on Top Quark Physics
Beijing, China, 22–27 September 2019.

¹On behalf of the ATLAS collaboration, copyright 2020 CERN for the benefit of the ATLAS Collaboration. CC-BY-4.0 license.

1 Introduction

We present measurements [1] of single- and double-differential cross-sections in $t\bar{t}$ final states in the ℓ +jets channel, corrected for detector resolution and acceptance effects, with both resolved and boosted topologies considered. Fully corrected spectra are presented as functions of the top-quark as well as $t\bar{t}$ system kinematic variables and jet multiplicities in data from pp collisions at $\sqrt{s} = 13$ TeV collected in 2015 and 2016 by the ATLAS detector [2] at the LHC, corresponding to an integrated luminosity of 36 fb^{-1} .

2 Data and simulation

The POWHEG+PYTHIA8 generator is used for the simulation of the $t\bar{t}$ events to model corrections which are applied to data. Data-driven techniques are used to model the multijet background while simulation is used for modelling of the W/Z +jets and single top processes. A total of 1.3M (48k) events in the resolved (boosted) regime is observed in the data, with expected purities of 89% (86%), leading to a 1% (8%) data/prediction agreement. Worse agreement in the boosted regime is due to the long standing observation of the softer top quark transverse momentum spectrum in the data compared to the NLO predictions.

3 Event reconstruction

In the resolved topology, the pseudotop algorithm [3] is applied to form proxy pseudo-top objects from jets, leptons and missing transverse energy, with a high correlation to the kinematics of the original top quarks, but allowing the study of the top quark at the particle level. In the boosted regime, the reconstructed high- p_T large- R jet (clustered using small- R jets as constituents) serves as the hadronic top quark candidate, while the leptonic top quark four-momentum is reconstructed in the same way as in the resolved case by adding the momenta of the b -jet angularly closer to the lepton and leptonically-decaying W boson, where the neutrino longitudinal momentum is computed from the $m_{\ell\nu} = m_W$ condition.

4 Unfolding

In order to correct the detector-level observed spectra for finite detector acceptance, efficiency and resolution, an unfolding procedure is applied. Both resolved and boosted topologies are measured, with both particle and parton level results obtained. Also, both absolute as well as relative (normalized) cross-sections are measured. The

unfolding procedure can be summarized as follows

$$\frac{d^2\sigma_i}{dX dY} = \frac{1}{\mathcal{L}\Delta X\Delta Y} \frac{1}{\epsilon_i} \mathcal{M}_{ij}^{-1} f_j^{\text{acc}} (D - B)_j,$$

where \mathcal{M}^{-1} stands not for a direct matrix inversion but rather for a regularized matrix inversion (unfolding) using the iterative Bayesian method. The efficiency ϵ_i and acceptance f_j^{acc} correct for events escaping the fiducial phase space in particle-level bin i and detector-level bin j , respectively. In the resolved topology, an additional matching correction ensures that objects forming the pseudo-top quarks are angularly well matched between the particle and detector levels. In unfolding to the parton level, the acceptance stands for dilepton events removal. In the resolved topology, parton level equals the full phase space, reconstructed using the KLFFitter [4]; in the boosted regime, the phase space is limited to partonic top quark $p_T > 350$ GeV.

5 Results

Example of the detector-level data-to-prediction agreement, and unfolding ingredients for a 1D spectrum in the boosted topology is shown in Figure 1. A choice of unfolded results to the fiducial particle-level phase space in the boosted and resolved topologies are shown in Figures 2 and 3. For the boosted topology the 2-dimensional spectrum of the hadronic top-quark p_T , in bins of additional jets, is shown in Figure 2. For the resolved topology the 2-dimensional spectrum of the angle between the two top quarks in the transverse plane, $\Delta\phi(t, \bar{t})$, in bins of the number of jets, is presented in Figure 3. The measurements can be used to tune the MC generators exploiting the data/prediction agreement.

A comparison of the resolved and boosted channels (although corresponding to different phase-spaces) is possible at the parton level in the form of a ratio to the NNLO QCD predictions [5, 6, 7], as shown in Figure 4. The same figure also includes an example of the statistical correlation matrix between bins of all the spectra in the resolved topology, enabling correlated MC generators tuning of several observables at the same time.

Agreement between the data and different initial and final state radiation MC settings are shown in Table 1 in terms of p -values for several 2D relative spectra in the resolved topology, showing the potential to tune the modelling parameters in order to diminish $t\bar{t}$ modelling uncertainties in other analyses where this process is a background.

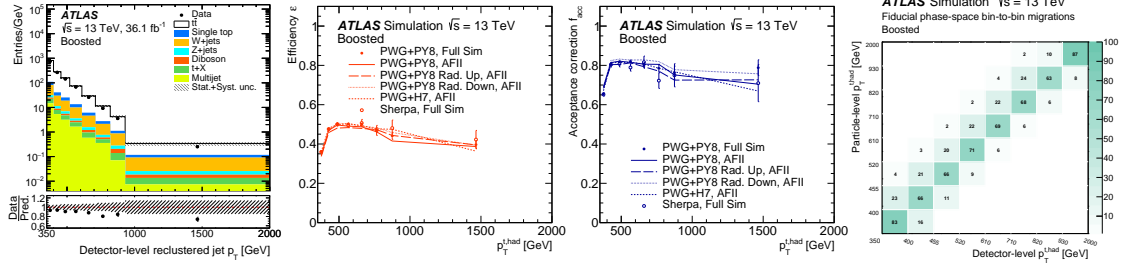


Figure 1: Detector-level p_T (left) of the leading reclustered jet (hadronic top quark candidate); efficiency and dilepton corrections (middle); and the migration matrix (right) between the particle and detector levels [1].

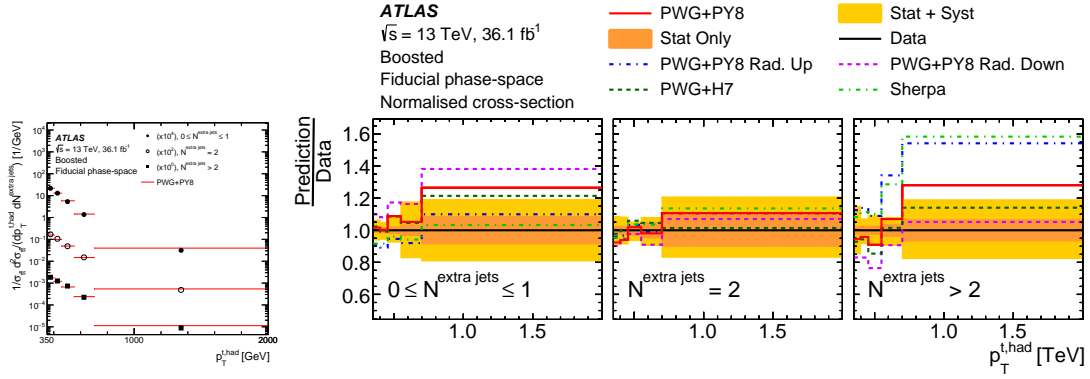


Figure 2: Particle-level normalised differential cross-section as a function of the p_T of the hadronically decaying top quark in bins of the number of additional jets in the boosted topology compared with the prediction obtained with the POWHEG+PYTHIA8 MC generator (left). Ratio of the measured cross-section to different Monte Carlo predictions (right). The bands represent the statistical and total uncertainty in the data [1].

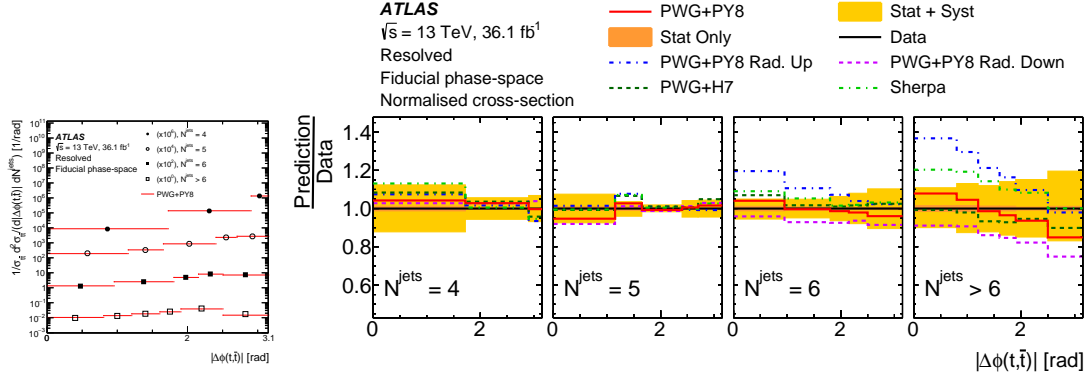


Figure 3: Particle-level normalised differential cross-section as a function of $|\Delta\phi(t, \bar{t})|$ in bins of the jet multiplicity in the resolved topology compared with the prediction obtained with the POWHEG+PYTHIA8 MC generator (left). Ratio of the measured cross-section to different Monte Carlo predictions (right). The bands represent the statistical and total uncertainty in the data [1].

Table 1: The p -values from the comparison of the unfolded data to different settings of the POWHEG+PYTHIA8 NLO MC generator (PP8) [1].

Observable	PP8		PP8 rad. up		PP8 rad. down	
	χ^2/ndf	$p\text{-val}$	χ^2/ndf	$p\text{-val}$	χ^2/ndf	$p\text{-val}$
$H_T^{t\bar{t}}$ vs $N^{\text{extra jets}}$	9.7/19	0.96	57.9/19	<0.01	19.4/19	0.43
$ p_{\text{out}}^{t, \text{had}} $ vs $N^{\text{extra jets}}$	10.8/9	0.29	89.2/9	<0.01	31.9/9	<0.01
$ \Delta\phi(t, \bar{t}) $ vs $N^{\text{extra jets}}$	21.8/18	0.24	125.0/18	<0.01	31.0/18	0.03
$p_T^{t, \text{had}}$ vs $ p_{\text{out}}^{t, \text{had}} $	10.5/12	0.57	74.5/12	<0.01	25.3/12	0.01
$p_T^{t, \text{had}}$ vs $N^{\text{extra jets}}$	14.2/16	0.58	45.7/16	<0.01	37.3/16	<0.01
$ y^{t\bar{t}} $ vs $p_T^{t\bar{t}}$	28.5/12	<0.01	149.0/12	<0.01	23.2/12	0.03

6 Conclusions

New differential cross-section measurements for several observables in $t\bar{t}$ final states are presented, including the 2D spectra measured for the first time by ATLAS, in the $t\bar{t} \rightarrow \ell + \text{jets}$ channel, with improved systematics uncertainties in the boosted regime owing to the usage of reclustered jets ($R = 1$ jets built from $R = 0.4$ anti- k_t jets). The new measurements provide detailed information on the top-quark production and decay, allow precision tests of modern MC generators as well as latest fixed-order calculations. Good agreement is observed between predictions and the data within the reduced systematic uncertainties (which are typically dominant) w.r.t. previous ATLAS measurements. Comparisons to several MC setups and to different PDFs at the parton level have been performed [1].

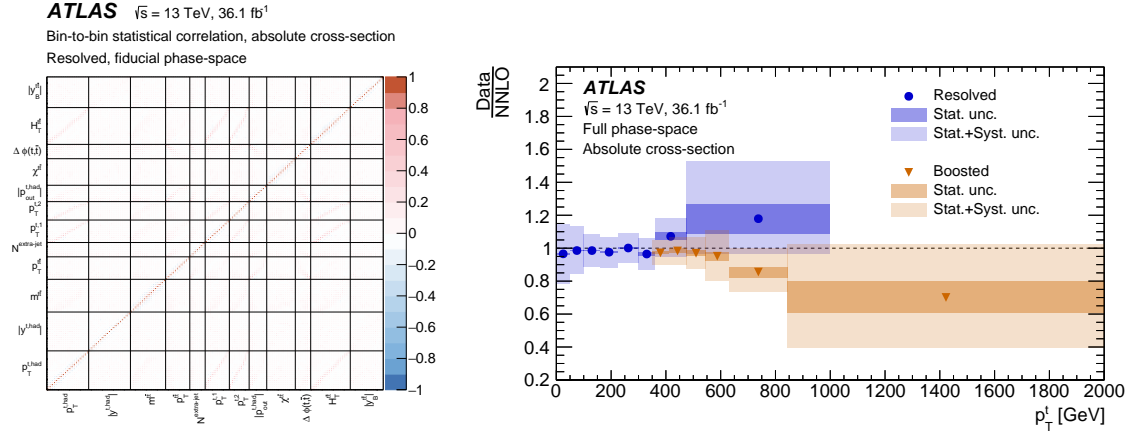


Figure 4: Correlation matrix between bins of distributions for simultaneous MC generators tuning (left). Comparison of the data ratio to NNLO QCD in both resolved and boosted regime at the parton level (right) [1].

ACKNOWLEDGEMENTS

The author would like to thank grant of MSMT, Czech Rep. “CERN TRANSFER_UP LTT17018” for support.

References

- [1] ATLAS Collaboration. Measurements of top-quark pair differential and double-differential cross-sections in the ℓ +jets channel with pp collisions at $\sqrt{s} = 13$ TeV using the ATLAS detector. *Eur. Phys. J.*, C79(12):1028, 2019.
- [2] ATLAS Collaboration. The ATLAS Experiment at the CERN Large Hadron Collider. *JINST*, 3:S08003, 2008.
- [3] ATLAS Collaboration. Differential top-antitop cross-section measurements as a function of observables constructed from final-state particles using pp collisions at $\sqrt{s} = 7$ TeV in the ATLAS detector. *JHEP*, 06:100, 2015.
- [4] J. Erdmann, S. Guindon, K. Kroeninger, B. Lemmer, O. Nackenhorst, A. Quadt, and P. Stolte. A likelihood-based reconstruction algorithm for top-quark pairs and the KLFilter framework. *Nucl. Instrum. Meth. A*, 748:18–25, 2014.
- [5] M. Czakon, D. Heymes, and A. Mitov. High-Precision Differential Predictions for Top-Quark Pairs at the LHC. *Phys. Rev. Lett.*, 116(8):082003, 2016.
- [6] M. Czakon, D. Heymes, and A. Mitov. Dynamical scales for multi-TeV top-pair production at the LHC. *JHEP*, 04:071, 2017.
- [7] Stefano Catani, Simone Devoto, Massimiliano Grazzini, Stefan Kallweit, and Javier Mazzitelli. Top-quark pair production at the LHC: Fully differential QCD predictions at NNLO. *JHEP*, 07:100, 2019.