

The shape of a seed bank tree

Adrián González Casanova, Lizbeth Peñaloza, Arno Siri-Jégousse

Universidad Nacional Autónoma de México

January 15, 2020

Abstract

We derive the asymptotic behavior of the total, active and inactive branch lengths of the seed bank coalescent, when the size of the initial sample grows to infinity. Those random variables have some important applications for populations under some seed bank effects, such as plants and bacteria, and for some cases of structured populations; metapopulations.

The proof relies on the study of the tree at a stopping time corresponding to the first time that a deactivated lineage reactivates.

We are also able to give conditional sampling formulas on the random partition and we manage to study the system at the time of the first deactivation of a lineage. All these results provide a good picture of the different regimes and behaviors of the block-counting process of the seed bank coalescent.

Keywords: Seed bank, Structured coalescent, Branch lengths, Sampling formula.

MSC2010: 60J75 (primary), 60C05, 60J28, 60F15, 92D10.

1 Introduction

Seeds, cysts and other forms of dormancy generate seed banks, which store genetic information that can be temporally lost from a population at a certain time and *resuscitate* later. Having a seed bank is a prevalent evolutionary strategy which has important consequences. For example, in the case of bacteria, it buffers against the selective pressure caused by environmental variability and at the same time increases genetic variation [7, 12, 14].

A first attempt to construct a probabilistic model to study this phenomenon is due to Kaj, Krone and Lascoux [9]. They considered a modified Wright-Fisher model in which each individual *chooses* its parent from the individuals at several generations in the past,

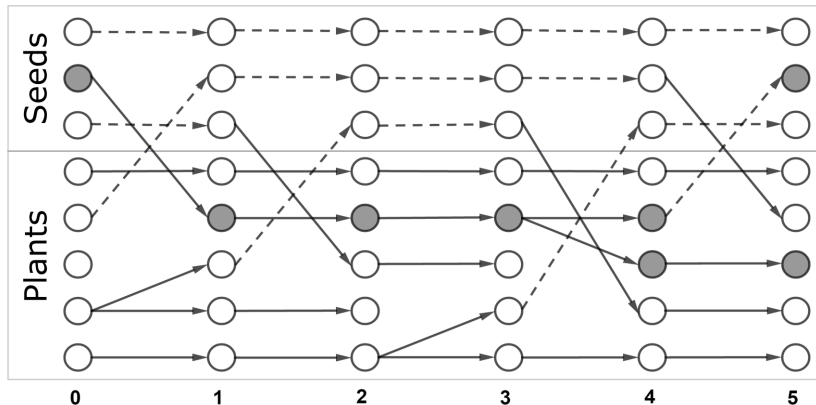


Figure 1: The discrete seed bank model. In this picture $N = 5$, $M = 3$ and $\lfloor \varepsilon N \rfloor = 1$, i.e., in each generation four plants are produced by active individuals, one seed germinates and one new seed is produced.

and not only from the previous one. This construction has an important technical complication: the loss of the Markov property. A new model was defined and studied in [1] to avoid this issue. It consists in a two-level discrete Markov chain, which again generalizes the Wright-Fisher model.

Consider a haploid population of fixed size N which supports a seed bank of constant size M . The N *active* individuals are called *plants* and the M *dormant* individuals are called *seeds*. Let $0 \leq \varepsilon \leq 1$ be such that $\lfloor \varepsilon N \rfloor \leq M$. The N plants from generation 0 produce N individuals in generation 1 by multinomial sampling (as in the Wright-Fisher model). However, $N - \lfloor \varepsilon N \rfloor$ randomly chosen of this individuals are plants and $\lfloor \varepsilon N \rfloor$ are seeds. Then $\lfloor \varepsilon N \rfloor$ uniformly (without replacement) sampled seeds from the seed bank in generation 0 become plants in generation 1. The $\lfloor \varepsilon N \rfloor$ seeds produced by the plants in generation 1, take the place of the seeds that germinate. Thus, we have again N plants and M seeds in generation 1 (see Figure 1). This random mechanism is repeated independently to produce the next generations. Observe that this model has, unlike [9], non-overlapping reproduction events.

The stochastic process that describes the limiting gene genealogy of a sample taken from the seed bank model is called the *seed bank coalescent* [1]. Apart for populations of plants or bacteria, it is remarkable that the seed bank coalescent is a convenient genealogical model for some metapopulations [11], in fact, it was independently described in that context and named the *peripatric coalescent*. It corresponds to a special modification of structured coalescence in which small colonies can emerge from a main population and merge again with it. The seed bank coalescent is a structured coalescent with an active part, having the dynamics of a Kingman coalescent, and a dormant part where the lineages are like frozen. Lineages can activate or deactivate at certain rates.

In this paper we study the asymptotic behavior of some functionals of the seed bank tree. These can be useful for genetic applications, but also they provide a light shed on the connections between theory and applications. As an illustration, there is a close

relation between the shape of the genealogical tree of a sample of size n and the number of mutations observed in it. More precisely, suppose that mutations appear in the genealogy by simply superposing a Poisson process on the ancestral lineages (as it is in the infinite sites model, see Chapter 1.4 in [6]). Then, the shape of the tree determines the distribution of the data obtained by DNA sequencing and thus, it can be inferred from it. For example, conditionally on the total length of the coalescent, denoted by L_n , the number of mutations observed in the sample has Poisson distribution with parameter μL_n , where μ is the mutation rate. Thus, if we know the asymptotic behavior of the total length of the tree we can deduce the asymptotic behavior of the number of mutations. This is the key tool for obtaining a Watterson-type estimator for the mutation rate, see [6]. Not surprisingly, asymptotics of the total length of many classical coalescents had been widely studied, e.g. in [5, 3, 10].

In [1], it was established that the time to the most recent common ancestor of a sample of size n in the seed bank coalescent is of order $\log \log n$. This is an important difference with the classical *Kingman coalescent*, whose height is finite. In our study, we establish that the total length of the tree built from a sample of n plants and zero seeds is of the same order than that of the Kingman coalescent, behaving like $\log n$, but with a different multiplicative constant depending on the activation and deactivation parameters of the model. Moreover, we show that the total active length behaves precisely like the total length of the Kingman coalescent. This means that it is technically very hard to distinguish between the null Kingman model and the alternative seed bank model, unless the dormant individuals have the possibility of mutate while being in the seed bank, that is actually the case in the metapopulation model described in [11]. To discriminate both null and seed bank models, some finer results such as sampling formulae can also be derived. We are able to describe the seed bank tree in detail as it undergoes different phases. Indeed, it can be said that we describe the shape of the seed bank tree.

Our results also have practical implications. In [13], Maughan observed experimentally that a population of bacteria undergoing dormancy typically does not have significantly different number of mutations. Our findings agree with this observation and offer new insights on the reason for this: most of the mutations occur in the *Kingman phase* i.e. shortly before the leaves of the tree, and in this part of the ancestral tree dormancy is irrelevant. On the other hand, populations suffering a significant amount of mutations while being in the dormant state would be expected to have a higher evolutionary rate. This remark together with [13] suggests that the mutations that occur to individuals in latent state play a minor role (at least number-wise). This is opposed to previous works suggesting that the normal rate of molecular evolution of bacteria with a seed bank is evidence that mutations affecting dormant individuals are frequent [13].

1.1 Main results

We study some relevant stopping times of the seed bank coalescent, leading to a complete description of the shape of the tree and explaining how long the genealogies spend in successive dynamical phases, as will be detailed precisely in Table 1.1 and Figure 3.

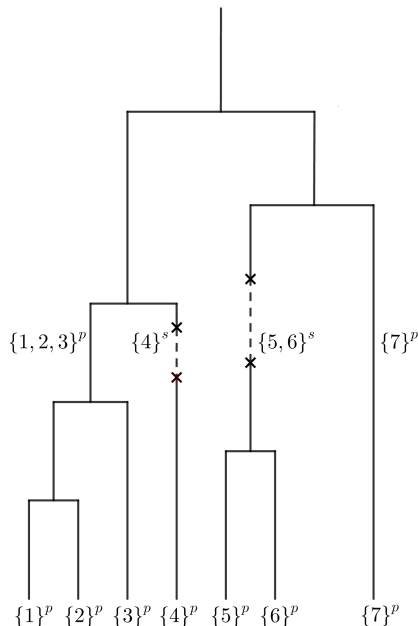


Figure 2: A possible realization of the seed-bank 7-coalescent. Dotted lines indicate inactive individuals and the crosses mean that there is a deactivation or a reactivation.

Let us now define properly the seed bank coalescent. Fix $n \in \mathbb{N}$ and let \mathcal{P}_n be the set of partitions of $[n] := \{1, 2, \dots, n\}$. Then, the set of marked partitions $\mathcal{P}_n^{\{p,s\}}$, (where s stands for seed and p for plant), is built out from \mathcal{P}_n by adding a flag (either p or s) to each block of the partition. For example, for $n = 7$, $\pi = \{\{1, 2, 3\}^p, \{4\}^s, \{5, 6\}^s, \{7\}^p\}$ is an element of $\mathcal{P}_7^{\{p,s\}}$. The seed bank n -coalescent $(\Pi_n(t))_{t \geq 0}$, with seed bank intensity $c > 0$ and relative seed bank size $1/K > 0$, is the continuous-time Markov chain with values in $\mathcal{P}_n^{\{p,s\}}$ having the following dynamics. As for the Kingman coalescent, each pair of plant blocks merges at rate 1, independent of each other. Moreover, any block can change its flag, from p to s at rate c , and vice versa at rate cK , see Figure 2 for an illustration. In the sequel, we will refer to c as the deactivation rate and to cK as the activation rate.

The block-counting process of the seed bank n -coalescent is the two-dimensional Markov chain $(N_n(t), M_n(t))_{t \geq 0}$ with values in $([n] \cup \{0\}) \times ([n] \cup \{0\})$ and the following transition rates, for $t \geq 0$.

$$(N_n(t), M_n(t)) \text{ jumps from } (i, j) \text{ to } \begin{cases} (i-1, j), & \text{at rate } \binom{i}{2} \quad (\text{coalescence}), \\ (i-1, j+1), & \text{at rate } ic \quad (\text{deactivation}), \\ (i+1, j-1), & \text{at rate } jcK \quad (\text{activation}). \end{cases}$$

Note that $N_n(t)$ can have either an upward jump if a seed becomes a plant, or a downward jump if there is a coalescence event or a plant becomes a seed. Also observe that each jump has size one. In the sequel, we suppose that $N_n(0) = n$ and $M_n(0) = 0$.

Stopping time (T)	Asymptotics of T	Asymptotics of $N_n(T)$	Asymptotics of $M_n(T)$
γ_n	$2X/n(1-X)$	$n(1-X)$	1
θ_n	$1/\log n$	$\log n$	$2c \log n$
σ_n	$\log \log n$	1	0

Table 1: Summary of the asymptotic behavior of the functionals of the seed bank coalescent studied in this work. Here X is a $Beta(1, 2c)$ distributed random variable.

For $i \in \{0, \dots, n-1\}$, we denote by τ_n^i the reaching time of the level $n-i$ by the process N_n , i.e.

$$\tau_n^i = \inf\{t \geq 0 : N_n(t) = n-i\}. \quad (1)$$

Furthermore, let γ_n and θ_n be, respectively, the first time that some plant becomes a seed and the first time that some seed becomes a plant, i.e.

$$\gamma_n = \inf\{t > 0 : M_n(t-) < M_n(t)\} = \inf\{t > 0 : M_n(t) = 1\} \quad (2)$$

and

$$\theta_n = \inf\{t > 0 : M_n(t-) > M_n(t)\}. \quad (3)$$

Finally, denote by σ_n the time to the most recent common ancestor, already studied in [1],

$$\sigma_n = \inf\{t > 0 : N_n(t) + M_n(t) = 1\} = \inf\{t > 0 : N_n(t) = 1, M_n(t) = 0\}.$$

We first obtain asymptotic results on the random variables γ_n and θ_n and the size of the system at those times. The results obtained in Section 2 and 3 can be summarized in Table 1.1 and Figure 3.

In Section 4 we analyze the total length

$$L_n = A_n + I_n \quad (4)$$

where the *active length* is defined by

$$A_n = \int_0^{\sigma_n} N_n(t) dt \quad (5)$$

and the *inactive length* by

$$I_n = \int_0^{\sigma_n} M_n(t) dt \quad (6)$$

Our main result is stated as follows.

Theorem 1.1. *Consider the seed bank coalescent starting with n plants and no seeds. Then,*

$$\lim_{n \rightarrow \infty} \frac{L_n}{\log n} = 2 \left(1 + \frac{c}{cK}\right) \quad (7)$$

in probability.

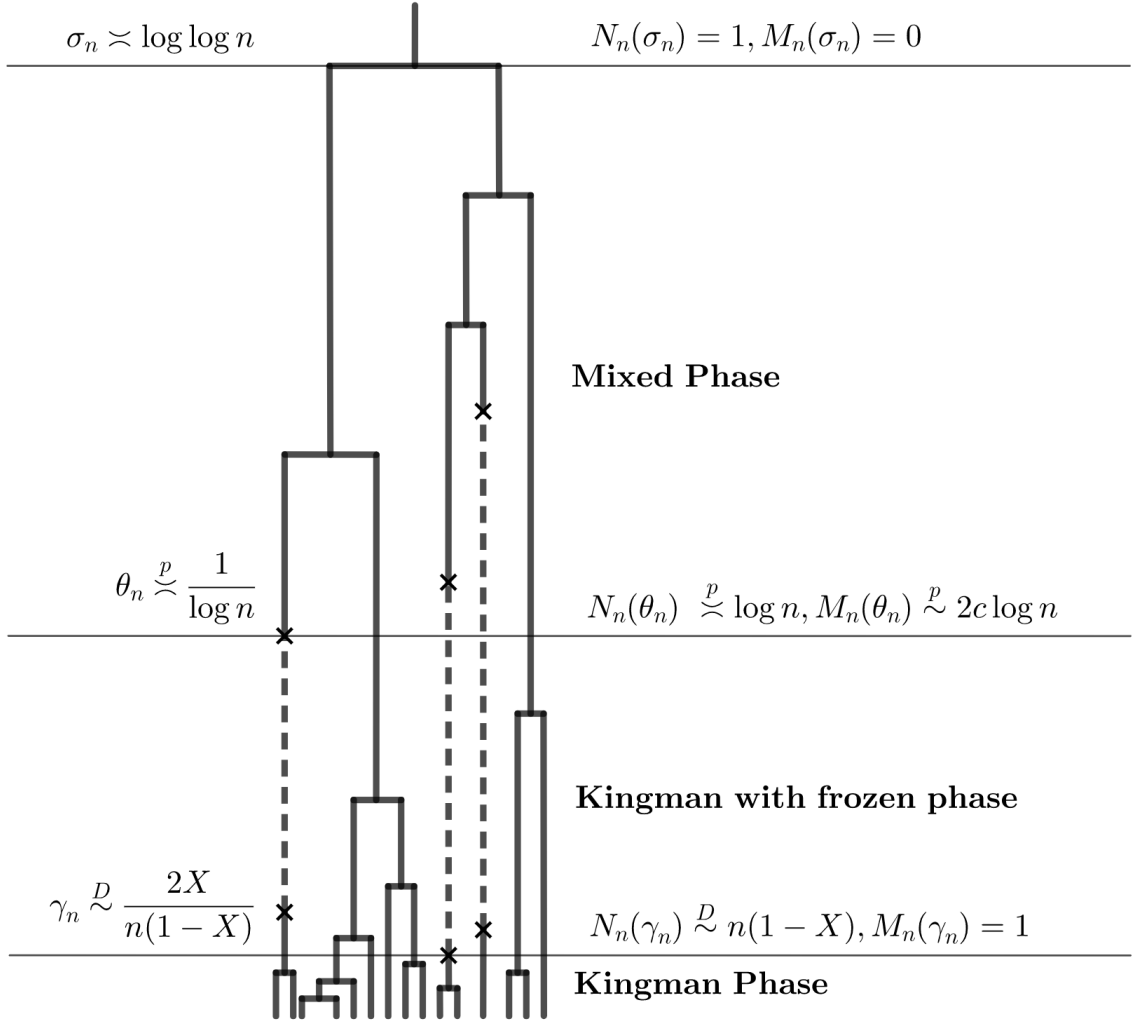


Figure 3: Summary of the asymptotic behavior of the functionals of the seed bank coalescent studied in this work. Here X is a $Beta(1, 2c)$ distributed random variable. The symbol $A_n \stackrel{p}{\approx} B_n$ means that $\frac{A_n}{B_n} \rightarrow 1$ in probability. The symbol $A_n \stackrel{D}{\approx} XB_n$ means that $\frac{A_n}{B_n} \rightarrow X$ in distribution. The symbol $A_n \stackrel{p}{\asymp} B_n$ means that $\mathbb{P}(B_n^{1+\varepsilon} \leq A_n \leq B_n^{1-\varepsilon}) \rightarrow 1$ for every ε . The symbol $A_n \asymp B_n$ means that $C_1 B_n \leq \mathbb{E}[A_n] \leq C_2 B_n$ for some constants C_1, C_2 .

The constant in the limit is not simplified because, written this way, it underlines the dependence on the parameters of the seed bank coalescent. Indeed, the constant c in the numerator stands for the activation rate, while the constant cK in the denominator stands for the deactivation rate. It is interesting to observe that, for any $n \geq 2$, we have

$$\mathbb{E}[I_n] = \frac{c}{cK} \mathbb{E}[A_n],$$

this can be checked numerically using, for example, techniques of [8]. The behavior of both A_n and I_n is obtained by considering those variables before and after the time of the first activation θ_n . Hence, results of Section 3 are key tools for the forthcoming proofs. This result also gives an immediate corollary on the number of active and inactive mutations on the seed bank tree.

Corollary 1.2. *Consider the seed bank coalescent starting with n plants and no seeds. Let S_n be the number of mutations in the seed bank tree and let μ be the mutation rate. Then*

$$\lim_{n \rightarrow \infty} \frac{S_n}{\log n} = 2 \left(1 + \frac{c}{cK} \right) \mu \quad (8)$$

in probability.

Finally, in Section 5, we establish a sampling formula which is inspired by Watterson's ideas in [15] which help us to understand the fine configuration of the blocks of a seed bank coalescent at given times.

2 The time of the first deactivation

To start the study of γ_n , the time of the first deactivation defined in (2), we consider the number of coalescence events until γ_n . More precisely, recall $(\tau_n^i)_{i=1}^n$ in (1) and define

$$T_n = \inf\{i \geq 1 : \tau_n^i = \gamma_n\}.$$

Thus, since $N_n(0) = n$ and $M_n(0) = 0$, we can write γ_n as

$$\gamma_n = \sum_{i=1}^{T_n} V_i$$

where the V_i 's are independent exponential random variables with respective parameters $\binom{n-i+1}{2} + c(n-i+1)$.

Lemma 2.1. *Suppose that $N_n(0) = n$ and $M_n(0) = 0$. Then,*

$$\lim_{n \rightarrow \infty} \frac{T_n}{n} = X$$

in distribution, where $X \sim \text{Beta}(1, 2c)$.

Proof. Let $t \in (0, 1)$. We have that

$$\begin{aligned} \mathbb{P}(T_n > nt) &= \prod_{i=1}^{\lfloor nt \rfloor} \frac{\binom{n-i+1}{2}}{\binom{n-i+1}{2} + c(n-i+1)} \\ &= \prod_{i=1}^{\lfloor nt \rfloor} \frac{n-i}{n-i+2c} = \prod_{i=n-\lfloor nt \rfloor}^{n-1} \frac{i}{i+2c} \\ &= \exp \left\{ - \sum_{i=n-\lfloor nt \rfloor}^{n-1} \log \left(1 + \frac{2c}{i} \right) \right\}. \end{aligned}$$

Using that $\log(1+x) \sim x$ near 0, we obtain

$$\begin{aligned}\mathbb{P}(T_n > nt) &\sim \exp\left\{-\sum_{i=n-[nt]}^{n-1} \frac{2c}{i}\right\} \\ &\sim \exp\left\{-2c \log\left(\frac{n}{n(1-t)}\right)\right\} \\ &= (1-t)^{2c}\end{aligned}$$

which is the distribution function of a $Beta(1, 2c)$ random variable. \square

Now, let $G_n(0) = 0$ and, for $t \in (0, 1)$, define

$$G_n(t) = \sum_{i=1}^{[nt]} V_i = \sum_{i=1}^{[nt]} \frac{2e_i}{(n-i+1)(n-i+2c)},$$

where the e_i 's are i.i.d standard exponential random variables. With this notation, we obtain

$$\gamma_n = G_n\left(\frac{T_n}{n}\right).$$

Lemma 2.2. *For any $t \in (0, 1)$, we have*

$$\lim_{n \rightarrow \infty} (nG_n(s))_{s \leq t} = \left(\frac{2s}{1-s}\right)_{s \leq t}, \quad (9)$$

in the sense of weak convergence in the path space $D[0, t]$.

Proof. Let us first prove that for a fixed $t > 0$

$$\lim_{n \rightarrow \infty} nG_n(t) = \frac{2t}{1-t} \quad (10)$$

in L^2 . By definition, we have that

$$\begin{aligned}\mathbb{E}[nG_n(t)] &= \sum_{i=n-[nt]}^{n-1} \frac{2n}{(i+1)(i+2c)} \\ &\sim \sum_{i=n-[nt]}^{n-1} \frac{2n}{i^2} \\ &= \frac{1}{n} \sum_{i=n-[nt]}^{n-1} \frac{2}{(i/n)^2}.\end{aligned}$$

By a Riemann sum argument, we obtain that

$$\mathbb{E}[nG_n(t)] \sim \int_{1-t}^1 \frac{2}{x^2} dx = \frac{2t}{1-t}.$$

Now, by the independence of the random variables e_i ,

$$\begin{aligned}\text{Var}(nG_n(t)) &= \sum_{i=1}^{\lfloor nt \rfloor} \frac{4n^2}{(n-i+1)^2(n-i+2c)^2} \\ &= \sum_{i=n-\lfloor nt \rfloor}^{n-1} \frac{4n^2}{(i+1)^2(i+2c)^2} \\ &\leq \sum_{i=n-\lfloor nt \rfloor}^{n-1} \frac{4n^2}{i^4}.\end{aligned}$$

Again, by a Riemann sum argument, we obtain that $\text{Var}(nG_n(t))$ converges to 0 as $n \rightarrow \infty$. This gives (10).

The proof of (9) follows the same steps as this of Proposition 6.1 in [4], with $\alpha = 2$. \square

We are now able to enunciate the convergence result on the random variable γ_n .

Proposition 2.3. *Suppose that $N_n(0) = n$ and $M_n(0) = 0$. Then,*

$$\lim_{n \rightarrow \infty} n\gamma_n = Y := \frac{2X}{1-X} \quad (11)$$

in distribution, where X is Beta(1, 2c) distributed. The density function of Y is

$$f_Y(y) = c \left(\frac{2}{2+y} \right)^{2c+1}$$

for $y \geq 0$. In particular, if $c > \frac{1}{2}$, then the expectation of Y is finite

$$\mathbb{E}[Y] = \frac{2}{2c-1}$$

and if $c > 1$, the variance of Y is finite

$$\text{Var}(Y) = \frac{4c}{(c-1)(2c-1)^2}.$$

Proof. The proof of (11) is obtained by adapting the alternative proof of Theorem 5,2 in [4], p. 1713, taking $\alpha = 2$ and the limit variable σ being Beta(1, 2c) distributed.

The distribution function of Y is given by

$$\begin{aligned}\mathbb{P}(Y \leq y) &= \mathbb{P}\left(X \leq \frac{y}{2+y}\right) \\ &= 1 - \left(\frac{2}{2+y}\right)^{2c}\end{aligned}$$

for $y \geq 0$. We obtain the density by differentiating. The moments of Y are obtained by computing

$$\mathbb{E}[Y^k] = \int_0^\infty ky^{k-1}\mathbb{P}(Y > y)dy = \int_0^\infty ky^{k-1} \left(\frac{2}{2+y}\right)^{2c} dy.$$

In particular, the k th moment is finite for $c > k/2$. \square

3 The time of the first activation

Recall that the system initiates with n plants and zero seeds. In this section we study θ_n , the first time that a seed becomes a plant, which we introduced in (3). We also provide some bounds for $N_n(\theta_n)$ and $M_n(\theta_n)$. Observe that from time zero up to time θ_n only two types of events occur, either coalescence or deactivation. Recall the successive reaching times of the chain N_n , denoted by τ_n^i and defined in (1).

Next we define two models, they will be useful to obtain bounds for θ_n and for the size of the system at this time by coupling the seed bank coalescent with them.

The *colored* seed bank coalescent (Definition 4.2 in [1]) is a marked coalescent but additionally each element of $[n]$ has a flag indicating its color: w for white and b for blue. Recall $\mathcal{P}_n^{\{s,p\}}$ to be the set of marked partitions of $[n]$ where the seed bank coalescent takes its values, then the colored coalescent will take values in $\mathcal{P}_n^{\{s,p\} \times \{w,b\}}$. As an example, if an element π of $\mathcal{P}_8^{\{s,p\}}$ is the marked partition

$$\pi = \{\{1, 2\}^p, \{3\}^s, \{4, 5, 6\}^p, \{7, 8\}^s\},$$

then a colored partition of $\mathcal{P}_8^{\{s,p\} \times \{w,b\}}$ can be

$$\pi' = \{\{1^w, 2^b\}^p, \{3^w\}^s, \{4^w, 5^b, 6^b\}^p, \{7^w, 8^b\}^s\}.$$

Movements and mergers of the blocks of the colored coalescent follow the same dynamics as those of the classical seed bank coalescent. Additionally, if a block activates, each individual inside this block gets the color blue. In other cases colors remain unchanged. Following the example, if $\{7^w, 8^b\}^s$ is reactivated, the resulting block is $\{7^b, 8^b\}^p$.

As in [1], we start with all individuals colored with white, so color blue only appears after a reactivation event, and we also use the notation $\underline{N}_n(t)$ (resp. $\underline{M}_n(t)$) for the number of white plants (resp. white seeds) at time t , starting with n (white) plants and zero seeds.

The notation for the reaching times of \underline{N}_n are $\underline{\tau}_n^0 = 0$ and, for $i = 1, \dots, n - 1$,

$$\underline{\tau}_n^i = \inf\{t > 0 : \underline{N}_n(t) = n - i\}.$$

Note that, on the event $\{\tau_n^i < \theta_n\}$, we have $\underline{\tau}_n^i = \tau_n^i$ a.s., and in general

$$\tau_n^i - \tau_n^{i-1} \geq \underline{\tau}_n^i - \underline{\tau}_n^{i-1} \text{ a.s.} \quad (12)$$

This model is of particular use to prove that the maximum number of seeds that “survive” this phase is of order $\log n$. More precisely, set

$B_n^i = \mathbf{1}_{\{\text{deactivation at } \underline{\tau}_n^i\}}$. It is clear that, almost surely for any $t \geq 0$, $M_n(t) \leq \sum_{i=1}^n B_n^i$. We see that

$$\begin{aligned} \mathbb{P}(B_n^i = 1) &= \frac{c(n-i+1)}{\binom{n-i+1}{2} + c(n-i+1)} \\ &= \frac{2c}{n-i+2c}, \end{aligned} \quad (13)$$

independently of the number of seeds in the system. This leads to the following straightforward result.

Proposition 3.1. For any $k_n > 0$,

$$\mathbb{P}\left(\sup_t M_n(t) > 2c(1 + k_n) \log n\right) \leq \frac{1}{2ck_n^2 \log n}. \quad (14)$$

In particular, for any $\varepsilon > 0$,

$$\lim_{n \rightarrow \infty} \mathbb{P}(M_n(\theta_n) < (2c + \varepsilon) \log n) = 1. \quad (15)$$

In what follows, we introduce another model that can be coupled to the seed bank coalescent to obtain some interesting bounds.

The *bounded* seed bank coalescent is a modification of the original seed bank coalescent, where only m seeds can be accumulated in the bank. Thus, when the bank is full, a deactivating lineage disappears instead of moving to the bank. In our case, we start with n plants and m seeds.

Denote by $\bar{N}_{n,m}(t)$ (resp. $\bar{M}_{n,m}(t)$) for the number of plants (resp. seeds) at time t . The block-counting process of the bounded coalescent with parameters $c, K > 0$ starts in (n, m) and has the following transition rates. For $i \leq n$ and $j \leq m$,

$$(\bar{N}_{n,m}(t), \bar{M}_{n,m}(t)) \text{ goes from } (i, j) \text{ to } \begin{cases} (i-1, j), & \text{at rate } \binom{i}{2} + ic\mathbf{1}_{j \geq m}, \\ (i-1, j+1), & \text{at rate } ic\mathbf{1}_{j < m}, \\ (i+1, j-1), & \text{at rate } jKc. \end{cases}$$

By coupling the seed bank coalescent with its bounded version, we obtain a lower bound for θ_n .

Proposition 3.2. For any $\varepsilon > 0$,

$$\lim_{n \rightarrow \infty} \mathbb{P}\left(\theta_n > \frac{1}{(\log n)^{1+\varepsilon}}\right) = 1. \quad (16)$$

Also, let Z be a Fréchet random variable with shape parameter 1 and scale parameter $2cK$. For any $\varepsilon > 0$, we have

$$\lim_{n \rightarrow \infty} \mathbb{P}(N_n(\theta_n) > z(2c + \varepsilon) \log n) \leq \mathbb{P}(Z > z). \quad (17)$$

Proof. Denote $\lfloor (2c + \varepsilon) \log n \rfloor$ by m_n . On the event $\{M_n(\theta_n) \leq m_n\}$, which occurs asymptotically with probability 1 by Proposition 3.1, the variable θ_n is bounded from below, with probability 1, by the random variable $\bar{\theta}_{n,m_n}$ defined by

$$\bar{\theta}_{n,m_n} = \inf\{t \geq 0 : \bar{M}_{n,m_n}(t-) > \bar{M}_{n,m_n}(t)\}$$

and having exponential distribution with parameter cKm_n . This easily gives (16).

To prove (17), observe that, on the event $\{M_n(\theta_n) \leq m_n\}$, the variable $N_n(\theta_n)$ is bounded from above, with probability one, by the random variable $\bar{N}_{n,m_n}(\bar{\theta}_{n,m_n})$. It just remains

to prove that the sequence $(\bar{N}_{n,m_n}(\bar{\theta}_{n,m_n})/m_n)_n$ converges in distribution to Z . To this, we have that

$$\begin{aligned}
\mathbb{P}(\bar{N}_{n,m_n}(\bar{\theta}_{n,m_n}) < zm_n) &= \prod_{i=1}^{\lfloor n-zm_n \rfloor} \frac{\binom{n-i+1}{2} + c(n-i+1)}{\binom{n-i+1}{2} + c(n-i+1) + cKm_n} \\
&= \exp \left\{ - \sum_{i=1}^{\lfloor n-zm_n \rfloor} \log \left(1 + \frac{2cKm_n}{(n-i+1)(n-i+2c)} \right) \right\} \\
&\sim \exp \left\{ -2cKm_n \sum_{i=1}^{\lfloor n-zm_n \rfloor} \frac{1}{(n-i+1)(n-i+2c)} \right\} \\
&\sim \exp \left\{ -\frac{2cK}{z} \right\}.
\end{aligned}$$

□

The bounded seed bank coalescent is also useful to bound $N_n(t)$ from above. Let $(K_n(t))_{t \geq 0}$ stand for the block-counting process of the Kingman coalescent starting with n lineages. Let $(\chi_i(t))_{i \geq 1}$ be a sequence of i.i.d. Bernoulli variables of parameter $1 - \exp(-cKt)$. Those variables are more easily understood as $\chi_i(t) = \mathbf{1}_{\{e_i < t\}}$ where the e_i 's are i.i.d. exponential variables with parameter cK . It is easy to convince oneself, considering the bounded seed bank model where the seeds reactivating are being frozen, that on the event $\{\sup_t M_n(t) \leq m\}$, with probability 1,

$$N_n(t) \leq K_n(t) + \sum_{i=1}^m \chi_i(t). \quad (18)$$

This follows because $K_n(t)$ bounds the number of blocks that have not deactivate before time t and $\sum_{i=1}^m \chi_i(t)$ bounds the blocks that have already reactivated.

We now prove a useful lemma thanks to the two couplings introduced previously. To simplify the notations here and in the sequel, define, for any $a > 0$,

$$\tau_n^a := \tau_n^{\lfloor n - (\log n)^a \rfloor}. \quad (19)$$

Since this notation will mainly be used for non-integer values of a , there cannot be any confusion with the times $(\tau_n^i)_{i=1}^n$ in general. When there is, the objects are sufficiently different so that the reader can discriminate them.

Lemma 3.3. *For $a \geq 1/2$ and n sufficiently large, there exists a constant C such that*

$$E[\tau_n^a] \leq \frac{C}{(\log n)^a}. \quad (20)$$

Proof. i) First assume that $a \in (1/2, 1)$. In the sequel we need the time to the most recent common ancestor of the sample

$$\sigma_n = \inf\{t \geq 0 : N_n(t) + M_n(t) = 1\}.$$

This variable is defined when the system starts with n plants and no seeds. We also consider this variable when the system starts with n plants and m seeds, denoted by $\sigma_{n,m}$. As pointed out in Remark 4.13 of [1], we can follow the path of the proof of Proposition 4.12 therein to obtain that there exists a positive constant C such that

$$\mathbb{E}[\sigma_{n,m}] \leq C \log(m + \log n). \quad (21)$$

For any $k_n > 0$, let $E_n(k_n) = \{\sup_t M_n(t) < 2c(1 + k_n) \log n\}$. In (14), we saw that

$$\mathbb{P}(E_n^c(k_n)) \leq \frac{1}{2ck_n^2 \log n}. \quad (22)$$

Now, for a given $\varepsilon > 0$, we divide $\mathbb{E}[\tau_n^a]$ into two parts.

$$\mathbb{E}[\tau_n^a] = \mathbb{E}[\tau_n^a \mathbf{1}_{E_n(\varepsilon)}] + \mathbb{E}[\tau_n^a \mathbf{1}_{E_n^c(\varepsilon)}]. \quad (23)$$

The second term is bounded as follows (note that the number of seeds cannot exceed n),

$$\begin{aligned} \mathbb{E}[\tau_n^a \mathbf{1}_{E_n^c(\varepsilon)}] &\leq \mathbb{E}[\tau_n^a \mathbf{1}_{E_n^c(\varepsilon), E_n(\log n)}] + \mathbb{E}[\tau_n^a \mathbf{1}_{E_n^c(\log n)}] \\ &\leq \mathbb{E}[\sigma_{n, 2c(1+\log n) \log n} \mathbf{1}_{E_n^c(\varepsilon), E_n(\log n)}] \\ &\quad + \mathbb{E}[\sigma_{n,n} \mathbf{1}_{E_n^c(\log n)}] \\ &\leq C_1 \frac{\log(\log n)^2}{2c\varepsilon^2 \log n} + C_2 \frac{\log n}{2c(\log n)^2 \log n} \end{aligned}$$

where C_1 and C_2 are constants coming from (21). So there exists a constant C_3 such that

$$\mathbb{E}[\tau_n^a \mathbf{1}_{E_n^c(\varepsilon)}] \leq C_3 \frac{\log \log n}{\log n}. \quad (24)$$

For the first term of (23), denote $E_{n,i} = \{M_n(\tau_n^{i-1}) < 2c(1 + \varepsilon) \log n\}$ and decompose

$$\tau_n^a \mathbf{1}_{E_n(\varepsilon)} \leq \sum_{i=1}^{\lfloor n - (\log n)^a \rfloor} (\tau_n^i - \tau_n^{i-1}) \mathbb{1}_{E_{n,i}}.$$

We now study $\mathbb{E}[(\tau_n^i - \tau_n^{i-1}) \mathbf{1}_{E_{n,i}}]$ by dividing it into the sum of two terms, according to if the first event after τ_n^{i-1} is an activation or not. In order to do this, let $F_{n,i} = \{\text{The first event after } \tau_n^{i-1} \text{ is an activation}\}$. This gives

$$\begin{aligned} \mathbb{E}[(\tau_n^i - \tau_n^{i-1}) \mathbb{1}_{E_{n,i}}] &\leq \mathbb{E}[(\tau_n^i - \tau_n^{i-1}) \mathbb{1}_{F_{n,i}, E_{n,i}}] + \frac{2}{(n-i+1)(n-i)} \\ &\leq \mathbb{E}[\mathbb{E}[(\tau_n^i - \tau_n^{i-1}) \mathbb{1}_{F_{n,i}} \mid M_n(\tau_n^{i-1})] \mathbb{1}_{E_{n,i}}] + \frac{2}{(n-i+1)(n-i)} \\ &\leq \mathbb{E} \left[\frac{cKM_n(\tau_n^{i-1})}{\binom{n-i+1}{2} + c(n-i+1) + cKM_n(\tau_n^{i-1})} (\tau_n^i - \tau_n^{i-1}) \mathbb{1}_{E_{n,i}} \right] \\ &\quad + \frac{2}{(n-i+1)(n-i)} \\ &\leq 4c^2K(1+\varepsilon) \frac{\log n}{(n-i+1)(n-i)} \mathbb{E}[\tau_n^i - \tau_n^{i-1}] + \frac{2}{(n-i+1)(n-i)} \end{aligned}$$

By summing, we obtain

$$\mathbb{E}[\tau_n^a \mathbf{1}_{E_n(\varepsilon)}] \leq \frac{4c^2 K(1+\varepsilon) \log n}{(\log n)^{2a}} \mathbb{E}[\tau_n^a] + \frac{2}{(\log n)^a}. \quad (25)$$

Plugging (24) and (25) into (23), we have, for sufficiently large n ,

$$\mathbb{E}[\tau_n^a] \leq \frac{1}{1 - 4c^2 K(1+\varepsilon)(\log n)^{1-2a}} \left(\frac{2}{(\log n)^a} + C_3 \frac{\log \log n}{\log n} \right).$$

We can therefore obtain (20).

ii) The latter method can be adapted to obtain (20) for $a \geq 1$. Choose $b \in (a/2, 2a - 1)$, and apply (23) replacing ε by $(\log n)^b$. Thanks to (22), we obtain a constant C_4 such that

$$\mathbb{E}[\tau_n^a \mathbf{1}_{E_n^c((\log n)^b)}] \leq \frac{C_4}{(\log n)^{2b}}, \quad (26)$$

and (25) turns to

$$\mathbb{E}[\tau_n^a \mathbf{1}_{E_n((\log n)^b)}] \leq \frac{4c^2 K(1 + (\log n)^b) \log n}{(\log n)^{2a}} \mathbb{E}[\tau_n^a] + \frac{2}{(\log n)^a}. \quad (27)$$

The result then follows in the same way.

iii) We finally turn to the case $a = 1/2$. We will show that for every $\delta > 0$, $\mathbb{E}[\tau_n^{1/2+\delta}] \leq C(\log n)^{-1/2}$, for some constant $C > 0$ independent of n . As we know that $\mathbb{E}[\tau_n^{1/2}] < \infty$ (it is at much of order $\log \log n$) the result follows from taking the limit when $\delta \rightarrow 0$.

We again use the notation $E_n(k_n) = \{\sup_t M_n(t) < 2c(1 + k_n) \log n\}$ for $k_n > 0$. Set $\zeta > 1/4$ and $\varepsilon > 0$. By (14) and (21), we have that

$$\begin{aligned} \mathbb{E}[\tau_n^{1/2+\delta} \mathbb{1}_{E_n^c((\log n)^\zeta)}] &\leq \mathbb{E}[\sigma_{n,n} \mathbb{1}_{E_n^c((\log n)^\zeta)}] \\ &\leq C_5 (\log n)^{-2\zeta} \end{aligned}$$

and

$$\begin{aligned} \mathbb{E}[\tau_n^{1/2+\delta} \mathbb{1}_{E_n^c(\varepsilon), E_n((\log n)^\zeta)}] &\leq \mathbb{E}[\sigma_{n, 2c(1+(\log n)^\zeta) \log n} \mathbb{1}_{E_n^c(\varepsilon), E_n((\log n)^\zeta)}] \\ &\leq C_6 \frac{\log \log n}{\log n} \end{aligned}$$

which means that

$$\mathbb{E}[\tau_n^{1/2+\delta} \mathbb{1}_{E_n^c(\varepsilon)}] = o((\log n)^{-1/2}). \quad (28)$$

Now recall $(K_n(t))_{t \geq 0}$ and $(\chi_i(t))_{i \geq 1}$ from (18). Let $\omega_{n,\delta} = \inf\{t > 0 : K_n(t) = \frac{1}{2}(\log n)^{1/2+\delta}\}$. An elementary calculation shows that $\mathbb{E}[\omega_{n,\delta}] \sim 4(\log n)^{-1/2-\delta}$ and $\text{Var}(\omega_{n,\delta}) \sim \frac{32}{3}(\log n)^{-3/2-3\delta}$.

Now denote $\lfloor 2c(1 + \varepsilon) \log n \rfloor$ by m_n . Observe that

$$\begin{aligned}
\{\tau_n^{1/2+\delta} > t, E_n(k_n)\} &= \{N_n(t) > (\log n)^{1/2+\delta}, E_n(\varepsilon)\} \\
&\subset \{K_n(t) + \sum_{i=1}^{m_n} \chi_i(t) > (\log n)^{1/2+\delta}\} \\
&\subset \{K_n(t) > \frac{1}{2}(\log n)^{1/2+\delta}\} \cup \left\{ \sum_{i=1}^{m_n} \chi_i(t) > \frac{1}{2}(\log n)^{1/2+\delta} \right\} \\
&= \{\omega_{n,\delta} > t\} \cup \left\{ \sum_{i=1}^{m_n} \chi_i(t) > \frac{1}{2}(\log n)^{1/2+\delta} \right\}.
\end{aligned}$$

We conclude that, by using (28) in the first equality and therefore (21),

$$\begin{aligned}
\mathbb{E}[\tau_n^{1/2+\delta}] &= \mathbb{E}[\tau_n^{1/2+\delta} \mathbf{1}_{E_n(\varepsilon)}] + o((\log n)^{-1/2}) \\
&\leq (\log n)^{-1/2} + C_7 \log \log n \mathbb{P}(\tau_n^{1/2+\delta} > \frac{1}{2}(\log n)^{-1/2}, E_n(\varepsilon)) + o((\log n)^{-1/2}) \\
&\leq (\log n)^{-1/2} + C_7 (\log \log n) \left(\mathbb{P}(\omega_{n,\delta} > \frac{1}{2}(\log n)^{-1/2}) \right. \\
&\quad \left. + \mathbb{P}\left(\sum_{i=1}^{m_n} \chi_i((\log n)^{-1/2}) > \frac{1}{2}(\log n)^{1/2+\delta} \right) \right) + o((\log n)^{-1/2}) \\
&\leq (\log n)^{-1/2} + C_8 \frac{\log \log n}{(\log n)^{1/2+3\delta}} + C_9 \frac{\log \log n}{(\log n)^{1/2+2\delta}} + o((\log n)^{-1/2}).
\end{aligned}$$

In the last inequality we used Bienaymé-Chebyshev's inequality for $\omega_{n,\delta}$ and classical results of large deviation for a binomial random variable with parameters $\lfloor 2c(1 + \varepsilon) \log n \rfloor$ and $1 - \exp(-cK(\log n)^{-1/2})$. \square

Remark 3.4. Observe that the rate of coalescence is quadratic with respect to the number of plants while the rate of deactivation (resp. the rate of activation) is linear with respect to the number of plants (resp. wrt the number of seeds). The latter lemma suggests that, until time τ_n^a , for $a \geq 1/2$, the block-counting process $(N_n(t))_{t \geq 0}$ behaves similar to that of the Kingman coalescent. However, at time $\tau_n^{1/2}$, the system reaches a level of $\sqrt{\log n}$ plants and the times of decay are no longer close to those of the Kingman coalescent. Indeed, at this time, we claim that the number of seeds is of order $\log n$ and the coalescence events do not dominate anymore the dynamics. The seed bank coalescent then enters into a mixed regime with coalescence and activation occurring at the same velocity.

The latter lemma permits to improve Proposition 16 to obtain the following result.

Proposition 3.5. *For any $\varepsilon > 0$,*

$$\lim_{n \rightarrow \infty} \mathbb{P}(\theta_n > \tau_n^{1+\varepsilon}) = 1, \quad (29)$$

which is equivalent to

$$\lim_{n \rightarrow \infty} \mathbb{P}(N_n(\theta_n) < (\log n)^{1+\varepsilon}) = 1. \quad (30)$$

Proof. Let $1 < \delta < 1 + \varepsilon$. We have

$$\begin{aligned} \mathbb{P}(\theta_n < \tau_n^{1+\varepsilon}) &= \mathbb{P}\left(\theta_n < \tau_n^{1+\varepsilon} < \frac{1}{(\log n)^\delta}\right) + \mathbb{P}\left(\theta_n < \tau_n^{1+\varepsilon}, \tau_n^{1+\varepsilon} \geq \frac{1}{(\log n)^\delta}\right) \\ &\leq \mathbb{P}\left(\theta_n < \frac{1}{(\log n)^\delta}\right) + \mathbb{P}\left(\tau_n^{1+\varepsilon} \geq \frac{1}{(\log n)^\delta}\right) \end{aligned}$$

The first term converges to 0 thanks to (16). The second term also converges to 0 thanks to Markov's inequality and Lemma 3.3. \square

We now provide the lower bound for $M_n(\theta_n)$. This result, combined with Proposition 3.1 gives that $M_n(\theta_n)/\log n$ converges to $2c$ in probability when $n \rightarrow \infty$.

Proposition 3.6. *For any $\varepsilon > 0$,*

$$\lim_{n \rightarrow \infty} \mathbb{P}(M_n(\theta_n) > (2c - \varepsilon) \log n) = 1. \quad (31)$$

Proof. First observe that, since we consider the process until time θ_n , we have

$$M_n(\theta_n) = \sum_{i=1}^{n-N_n(\theta_n)} B_n^i$$

where the B_n^i 's are the Bernoulli random variables introduced in (13). Fix $a > 1$, it follows from Proposition 3.5 that

$$\begin{aligned} \mathbb{P}(M_n(\theta_n) < (2c - \varepsilon) \log n) &= \mathbb{P}(M_n(\theta_n) < (2c - \varepsilon) \log n, N_n(\theta_n) < (\log n)^a) + o(1) \\ &< \mathbb{P}\left(\sum_{i=1}^{\lfloor n - (\log n)^a \rfloor} B_n^i < (2c - \varepsilon) \log n\right) + o(1) \\ &= \mathbb{P}\left(\sum_{i=1}^n B_n^i < (2c - \varepsilon) \log n + \sum_{i=\lfloor n - (\log n)^a \rfloor + 1}^n B_n^i\right) + o(1). \end{aligned}$$

It is easy to convince oneself that $\sum_{i=\lfloor n - (\log n)^a \rfloor + 1}^n B_n^i$ is of order $\log(\log n)^a$. Hence, the latter converges to 0. \square

We are now able to end the overview of the system at time θ_n .

Proposition 3.7. *For any $\varepsilon > 0$,*

$$\lim_{n \rightarrow \infty} \mathbb{P}(N_n(\theta_n) > (\log n)^{1-\varepsilon}) = 1 \quad (32)$$

which is equivalent to

$$\lim_{n \rightarrow \infty} \mathbb{P}\left(\theta_n < \frac{1}{(\log n)^{1-\varepsilon}}\right) = 1. \quad (33)$$

Proof. Let $\varepsilon > 0$, such that $1 - \varepsilon < b$ with $\frac{1}{2} < b < 1$, then

$$\begin{aligned} \mathbb{P}\left(\theta_n \geq \frac{1}{(\log n)^{1-\varepsilon}}\right) &= \mathbb{P}\left(\theta_n \geq \frac{1}{\log n^{1-\varepsilon}}, \theta_n > \tau_n^b\right) \\ &+ \mathbb{P}\left(\theta_n \geq \frac{1}{(\log n)^{1-\varepsilon}}, \theta_n \leq \tau_n^b\right) \\ &\leq \mathbb{P}\left(\theta_n \geq \tau_n^b\right) + \mathbb{P}\left(\tau_n^b \geq \frac{1}{(\log n)^{1-\varepsilon}}\right). \end{aligned}$$

By Markov's inequality and Lemma 3.3, we get that the second term above converges to 0 as n goes to infinity. So it is enough proving that for every $b \in \left(\frac{1}{2}, 1\right)$,

$$\lim_{n \rightarrow \infty} \mathbb{P}(\theta_n < \tau_n^b) = 1 \quad (34)$$

to end the proof, as (34) is equivalent to (32).

For any $t \geq 0$, define $X(t)$ to be the number of reactivation until time t . Let Z_i be the minimum of i independent exponential random variables with parameter cK . Then, for any $a \geq 1$,

$$\begin{aligned} \mathbb{P}(\theta_n \geq \tau_n^b) &= \mathbb{P}(X(\tau_n^b) = 0) = \mathbb{P}(X(\tau_n^b) - X(\tau_n^a) = 0, X(\tau_n^a) = 0) \\ &= \mathbb{P}(X(\tau_n^b) - X(\tau_n^a) = 0 \mid X(\tau_n^a) = 0) \mathbb{P}(X(\tau_n^a) = 0) \\ &< \mathbb{P}(Z_{M_n(\tau_n^a)} > (\tau_n^b - \tau_n^a)) \mathbb{P}(X(\tau_n^a) = 0) \end{aligned}$$

The latter inequality follows by observing that if there are no activations in the time interval $[\tau_n^a, \tau_n^b]$, then none of the $M_n(\tau_n^a)$ seeds present at time τ_n^a have activated. Hence,

$$\begin{aligned} \mathbb{P}(\theta_n \geq \tau_n^b) &\leq \mathbb{E}\left[e^{-cK(\tau_n^b - \tau_n^a)M_n(\tau_n^a)}\right] \\ &= \mathbb{E}\left[e^{-cK(\tau_n^b - \tau_n^a)M_n(\tau_n^a)} \mathbb{I}_{M_n(\tau_n^a) > (2c-\varepsilon)\log n}\right] \\ &+ \mathbb{E}\left[e^{-cK(\tau_n^b - \tau_n^a)M_n(\tau_n^a)} \mathbb{I}_{M_n(\tau_n^a) \leq (2c-\varepsilon)\log n}\right] \\ &\leq \mathbb{E}\left[e^{-cK(\tau_n^b - \tau_n^a)(2c-\varepsilon)\log n}\right] + \mathbb{P}(M_n(\tau_n^a) \leq (2c - \varepsilon)\log n). \end{aligned}$$

So, by denoting for simplicity $\Gamma = cK(2c - \varepsilon)$, $n_a = \lfloor n - (\log n)^a \rfloor$ and $n_b = \lfloor n - (\log n)^b \rfloor$, and by (12), we obtain

$$\mathbb{P}(\theta_n \geq \tau_n^b) \leq \mathbb{E}\left[e^{-\Gamma \log n \sum_{i=n_a+1}^{n_b} (\underline{\tau}_n^i - \underline{\tau}_n^{i-1})}\right] + \mathbb{P}(M_n(\tau_n^a) \leq (2c - \varepsilon)\log n). \quad (35)$$

Since the $\underline{\tau}_n^i - \underline{\tau}_n^{i-1}$ are independent and exponentially distributed random variables, we have

$$\begin{aligned}
\mathbb{E} \left[e^{-\Gamma \log n \sum_{i=n_a+1}^{n_b} (\tau_n^i - \tau_n^{i-1})} \right] &= \prod_{i=n_a+1}^{n_b} \frac{\binom{n-i+1}{2} + c(n-i+1)}{\binom{n-i+1}{2} + c(n-i+1) + \Gamma \log n} \\
&= \exp \left\{ - \sum_{i=n_a+1}^{n_b} \log \left(1 + \frac{2\Gamma \log n}{(n-i+1)(n-i+2c)} \right) \right\}.
\end{aligned}$$

Since $b > \frac{1}{2}$, we can use the equivalent

$$\begin{aligned}
\mathbb{E} \left[e^{-\Gamma \log n \sum_{i=n_a+1}^{n_b} (\tau_i - \tau_{i-1})} \right] &\sim \exp \left\{ - \sum_{i=n_a+1}^{n_b} \frac{2\Gamma \log n}{(n-i+1)(n-i+2c)} \right\} \\
&\leq \exp \left\{ - \sum_{i=n_a+1}^{n_b} \frac{2\Gamma \log n}{(n-i+1)(n-i)(1+2c)} \right\} \\
&= \exp \left\{ - \frac{2\Gamma}{1+2c} \log n \left(\frac{1}{(\log n)^b} - \frac{1}{(\log n)^a} \right) \right\}.
\end{aligned}$$

This means that

$$\lim_{n \rightarrow \infty} \mathbb{E} \left[e^{-\Gamma \log n \sum_{i=n_a+1}^{n_b} (\tau_n^i - \tau_n^{i-1})} \right] = 0. \quad (36)$$

On the other hand, by (29) and (31), we obtain

$$\lim_{n \rightarrow \infty} \mathbb{P}(M_n(\tau_n^a) \leq (2c - \varepsilon) \log n) = 0. \quad (37)$$

Plugging (36) and (37) into (35), we get (34) and finish the proof. \square

4 Branch Lengths

In this section, we study the total branch length L_n of the seed bank coalescent starting with n plants and no seeds as defined in (4) and prove Theorem 1.1 by combining upcoming Theorems 4.1 and 4.2.

4.1 The active length

Consider the active length defined in (5) as $A_n = \int_0^{\sigma_n} N_n(t) dt$. We prove that this variable has the same asymptotics as those of the total length of the Kingman coalescent. We are unfortunately unable to obtain a result on the fluctuations as it relies on a finer result on the variable $N_n(\theta_n)$ than the ones obtained in Proposition 3.5 and 3.7.

Theorem 4.1. *Consider the seed bank coalescent starting with n plants and no seeds. Then,*

$$\lim_{n \rightarrow \infty} \frac{A_n}{\log n} = 2$$

in probability.

Proof. Recall the notation $\tau_n^{1/2} = \tau_n^{\lfloor n - \sqrt{\log n} \rfloor}$. Divide A_n in three parts

$$A_n^1 = \int_0^{\theta_n} N_n(t) dt \quad , \quad A_n^2 = \int_{\theta_n}^{\tau_n^{1/2}} N_n(t) dt \quad \text{and} \quad A_n^3 = \int_{\tau_n^{1/2}}^{\sigma_n} M_n(t) dt.$$

Here we will work on the event $\{\theta_n \leq \tau_n^{1/2}\}$. On the complementary event, the proof follows more easily following the same steps. The result follows from (38), (42) and (43) in the sequel.

i) Let us first prove that, when $n \rightarrow \infty$,

$$\lim_{n \rightarrow \infty} \frac{A_n^1}{\log n} = 2 \tag{38}$$

in probability. Observe that, between times 0 and θ_n , only coalescence or deactivation events occur. This implies that

$$A_n^1 = \sum_{i=1}^{n-N_n(\theta_n)} (n-i+1)E_i,$$

where the E_i 's are independent exponential random variables with respective parameters $\binom{n-i+1}{2} + c(n-i+1)$. Thus, we can rewrite A_n^1 as

$$A_n^1 = \sum_{i=N_n(\theta_n)}^{n-1} \frac{2e_i}{i+2c}, \tag{39}$$

where the e_i 's are i.i.d standard exponential random variables. In particular,

$$\begin{aligned} \mathbb{E} [A_n^1] &= \mathbb{E} [\mathbb{E} [A_n^1 \mid N_n(\theta_n)]] = \mathbb{E} \left[\sum_{i=N_n(\theta_n)}^{n-1} \frac{2}{i+2c} \right] \\ &= \sum_{i=1}^{n-1} \frac{2}{i+2c} - \mathbb{E} \left[\sum_{i=1}^{N_n(\theta_n)-1} \frac{2}{i+2c} \right] \\ &= 2 \log n - \mathbb{E} \left[\sum_{i=1}^{N_n(\theta_n)-1} \frac{2}{i+2c} \right] + o(\log n). \end{aligned}$$

Now, let $\varepsilon' > 0$ and define the event $F_n = \{N_n(\theta_n) < (\log n)^{1+\varepsilon'}\}$. Recall from Proposition 3.5 that $\mathbb{P}(F_n) \rightarrow 1$. Since $N_n(\theta_n) \leq n$ a.s., we have

$$\begin{aligned} \mathbb{E} \left[\sum_{i=1}^{N_n(\theta_n)-1} \frac{2}{i+2c} \right] &\leq \sum_{i=1}^{(\log n)^{1+\varepsilon'}-1} \frac{2}{i+2c} \mathbb{P}(F_n) + \sum_{i=1}^{n-1} \frac{2}{i+2c} \mathbb{P}(F_n^c) \\ &= 2(1 + \varepsilon') \log \log n + o(\log n), \end{aligned}$$

which means that

$$|\mathbb{E}[A_n^1] - 2 \log n| = o(\log n). \quad (40)$$

On the other hand, by (39)

$$\begin{aligned} \text{Var}(A_n^1) &= \mathbb{E} [\mathbb{E} [(A_n^1 - \mathbb{E}[A_n^1])^2 | N_n(\theta_n)]] \\ &= 4\mathbb{E} \left[\sum_{i=N_n(\theta_n)}^{n-1} \frac{1}{(i+2c)^2} \right] \end{aligned}$$

which implies that

$$\text{Var}(A_n^1) < \infty. \quad (41)$$

Then, for any $\varepsilon > 0$,

$$\begin{aligned} \mathbb{P} (|A_n^1 - 2 \log n| \geq \varepsilon \log n) &\leq \mathbb{P} (|A_n^1 - \mathbb{E}[A_n^1]| + |\mathbb{E}[A_n^1] - 2 \log n| \geq \varepsilon \log n) \\ &= \mathbb{P} (|A_n^1 - \mathbb{E}[A_n^1]| \geq \varepsilon \log n - |\mathbb{E}[A_n^1] - 2 \log n|) \\ &\leq \frac{\text{Var}(A_n^1)}{(\varepsilon \log n - |\mathbb{E}[A_n^1] - 2 \log n|)^2}. \end{aligned}$$

The latter converges to 0 thanks to (40) and (41), leading to (38).

ii) Let us now prove that

$$\lim_{n \rightarrow \infty} \frac{A_n^2}{\log n} = 0 \quad (42)$$

in probability. It is clear that, almost surely,

$$A_n^2 \leq \tau_n^{1/2} (N_n(\theta_n) + M_n(\theta_n)).$$

Combining Proposition 3.1, Lemma 3.3 and Proposition 3.5 (choosing $\varepsilon < 1/2$), we obtain the result.

iii) Finally, let us prove that

$$\lim_{n \rightarrow \infty} \frac{A_n^3}{\log n} = 0 \quad (43)$$

in probability. To this end, define $X_0 = N_n(\tau_n^{1/2}) = \sqrt{\log n}$ (by definition), $Y_0 = M_n(\tau_n^{1/2})$ (which, by Proposition 3.1, is stochastically bounded by $(2c(1+\varepsilon)\log n)$, and, for any $k \geq 1$, X_k (resp. Y_k) as the number of plants (resp. seeds) at the k th event after time $\tau_n^{1/2}$. Each event can be a coalescence, an activation or a deactivation. Note that the increments of X_k and Y_k are in $\{-1, 1\}$. Let S_n be the number of jump times during the interval $(\tau_n^{1/2}, \sigma_n]$, i.e.

$$S_n = \inf\{k \geq 1 : X_k + Y_k = 1\}.$$

With these notations, the active branch length on this time interval can be written as

$$A_n^3 = \sum_{k=0}^{S_n-1} X_k E_k$$

where, conditional on X_k and Y_k , the E_k 's are independent exponential random variables with respective parameters $\binom{X_k}{2} + cX_k + cKY_k$. So, we have

$$\mathbb{E}[A_n^3] = \mathbb{E} \left[\sum_{k=0}^{S_n-1} \frac{X_k}{\binom{X_k}{2} + cX_k + cKY_k} \right]. \quad (44)$$

It will be useful to observe that

$$\mathbb{E}[A_n^3] = \frac{1}{c} \mathbb{E}[D_n]$$

where

$$D_n := |\{k \geq 0 : X_{k+1} - X_k = -1, Y_{k+1} - Y_k = 1\}|$$

stands for the number of deactivations during this time interval. We decompose

$$D_n = \sum_{i=2}^{N_n(\tau_n^{1/2}) + M_n(\tau_n^{1/2})} D_n^i$$

where D_n^i is the number of deactivations occurring while the total number of lineages equals i , that is, $D_n^i := |\{k \geq 0 : X_{k+1} - X_k = -1, Y_{k+1} - Y_k = 1, X_k + Y_k = i\}|$.

We will bound $\mathbb{E}[D_n]$ thanks to the next model from Definition 4.9 of [1]. Let $(\widehat{N}_n(t), \widehat{M}_n(t))_{t \geq 0}$ having the same transitions as $(N_n(t), M_n(t))_{t \geq 0}$ whenever $\widehat{N}_n(t) \geq \sqrt{\widehat{N}_n(t) + \widehat{M}_n(t)}$. If not, coalescence events are not permitted. For any $i \geq 2$, it is clear that $D_n^i \leq \widehat{D}_n^i$ almost surely, where \widehat{D}_n^i stands for the number of deactivations while $\widehat{N}_n(t) + \widehat{M}_n(t) = i$. In what follows we will give an idea of why $\mathbb{E}[\widehat{D}_n^i] = O(i^{-1/2})$, implying that $\mathbb{E}[D_n] = O((\log n)^{1/2})$, and hence proving (43). Details of the proof, which are unfortunately quite tedious, can be found inside the proof of Lemma 4.10 of [1]. In the sequel, suppose that $c = K = 1$, for sake of simplicity.

Fix $i \geq 2$. The higher values that \widehat{D}_n^i can take is when the coalescences are not permitted. Thus suppose that at time t , $\widehat{N}_n(t) + \widehat{M}_n(t)$ reaches i , with $\widehat{N}_n(t-) = \lfloor \sqrt{i} \rfloor + 1 \geq \sqrt{i+1}$. This means that $\widehat{N}_n(t) = \lfloor \sqrt{i} \rfloor \leq \sqrt{i}$. Reactivations are then needed to allow a new coalescence. Conditional on this configuration, the probability that \widehat{D}_n^i equals 0 is equivalent to

$$\frac{i - \lfloor \sqrt{i} \rfloor}{i} \times \frac{\binom{\lfloor \sqrt{i} \rfloor}{2}}{\binom{\lfloor \sqrt{i} \rfloor}{2} + \lfloor \sqrt{i} \rfloor} \sim 1 - \frac{3}{\sqrt{i}} =: p_i.$$

This corresponds approximately to the probability of one reactivation, followed by one coalescence before one deactivation. So we have the following almost sure bound

$$\widehat{D}_n^i \leq \sum_{j=0}^{G^i-1} \Delta_j$$

where G^i is a geometric random variable of parameter p_i and the Δ_j 's give the number of deactivations between each visit of the state $\lfloor \sqrt{i} \rfloor$. Classical arguments on random walks provide that $\sup_j \mathbb{E}[\Delta_j] < \infty$. Since $\mathbb{E}[G^i - 1] \sim \frac{3}{\sqrt{i}}$, we get the result. \square

4.2 The inactive length

Consider the inactive length defined in (6).

Theorem 4.2. *Consider the seed bank coalescent starting with n plants and no seeds. Then,*

$$\lim_{n \rightarrow \infty} \frac{I_n}{\log n} = \frac{2c}{cK}$$

in probability.

Proof. Divide I_n in two parts

$$I_n^1 = \int_0^{\theta_n} M_n(t) dt \quad \text{and} \quad I_n^2 = \int_{\theta_n}^{\sigma_n} M_n(t) dt.$$

It is easy to prove that I_n^1 converges to 0 in probability by observing that, almost surely,

$$I_n^1 \leq M_n(\theta_n) \cdot \theta_n,$$

and using Proposition 3.1 and Proposition 3.2.

To study I_n^2 , we approximate it by the accumulate time for the $M_n(\theta_n)$ seeds to activate, namely

$$\tilde{I}_n^2 = \sum_{k=1}^{M_n(\theta_n)} \frac{e_k}{cK}$$

where the e_k 's are i.i.d. standard exponential random variables. The asymptotics of this random variable are easily obtained reproducing the arguments of Section 2. First, by Propositions 3.1 and 3.6, we have that $M_n(\theta_n)/\log n \rightarrow 2c$ in probability. Second, we use the functional law of large numbers on the sum of exponential variables. This leads to the desired result,

$$\lim_{n \rightarrow \infty} \frac{\tilde{I}_n^2}{\log n} = \frac{2c}{cK}$$

in probability.

Finally, the difference between I_n^2 and \tilde{I}_n^2 can be bounded by $I_{N_n(\theta_n)+M_n(\theta_n)}$, which expectation is clearly of order $\log \log n$. This can be seen repeating the earlier arguments of this proof. \square

5 Sampling formula

Consider the seed bank coalescent at time θ_n and go back, through the active part of the genealogical tree, until time zero when there are n active lineages and zero inactive lineages. During this period of time we observe $n - N_n(\theta_n)$ events divided into two types: branching inside one lineage (corresponding to a coalescence) and appearance of a new

lineage (corresponding to a deactivation). When there are k lineages, the probability that a branching event occurs is

$$\frac{\binom{k+1}{2}}{\binom{k+1}{2} + c(k+1)} = \frac{k}{k+2c}$$

whereas the probability that a new lineage appears is $\frac{2c}{k+2c}$. This observation leads to make a connection with classical Hoppe's urn and the Chinese restaurant process (with parameter $2c$), which are the key tools to prove Ewens' sampling formula for the law of the allele frequency spectrum in the neutral model, see Chapter 1.3 in [6]. However, in our case, the initial configuration is made of a random number $N_n(\theta_n)$ of tables (old lineages) with one client in each. By applying results of [15], we can obtain a conditional sampling formula corresponding to observe a certain configuration of lineages that passed through the seed bank and lineages that did not deactivate (until time θ_n).

Now, let $k \leq n$ be a positive integer, we define the sets

$$A(k, n) = \left\{ a_i, b_i \in \mathbb{N} \cup \{0\}, i \in [n] : \sum_{i=1}^n a_i = k \text{ and } \sum_{i=1}^n i(a_i + b_i) = n \right\}$$

and

$$\bar{A}(k, n) = \left\{ a_i \in \mathbb{N} \cup \{0\}, i \in [n] : \sum_{i=1}^n a_i = k \text{ and } \sum_{i=1}^n i a_i \leq n \right\}.$$

From equation (3.3.2) in [15], we obtain the next theorem.

Theorem 5.1. *Let O_i be the number of "old" blocks of size i (i.e. active blocks of size i at time θ_n) and let R_i be the number of "recent" blocks of size i (i.e. inactive blocks of size i at time θ_n). Then*

$$\begin{aligned} & \mathbb{P}(O_1 = a_1, \dots, O_n = a_n, R_1 = b_1, \dots, R_n = b_n \mid N_n(\theta_n)) \\ & \stackrel{\text{a.s.}}{=} \frac{(n - N_n(\theta_n))! N_n(\theta_n)!}{(N_n(\theta_n) + 2c)_{(n - N_n(\theta_n))}} \prod_{i=1}^n \frac{1}{a_i!} \prod_{j=1}^n \frac{1}{b_j!} \left(\frac{2c}{j} \right)^{b_j}, \end{aligned} \quad (45)$$

with $(a_i, b_i)_{i \in [n]} \in A(N_n(\theta_n), n)$.

The notation $x_{(n)}$ stands for the ascending factorial, that is, $x_{(n)} = x(x+1) \dots (x+n-1)$.

From (45), we obtain the probability generating function of the old and recent blocks.

Corollary 5.2. *Let $O_1, \dots, O_n, R_1, \dots, R_n$ be random variables with joint density given by (45). Then, their (conditional) probability generating function is*

$$\mathbb{E} \left[\prod_{i=1}^n t_i^{O_i} \prod_{j=1}^n s_j^{R_j} | N_n(\theta_n) \right] = \frac{(n - N_n(\theta_n))! N_n(\theta_n)!}{(N_n(\theta_n) + 2c)_{(n - N_n(\theta_n))}} \sum_{a_1, \dots, a_n, b_1, \dots, b_n \in A(N_n(\theta_n), n)} \prod_{i=1}^n \frac{(t_i)^{a_i}}{a_i!} \prod_{j=1}^n \frac{1}{b_j!} \left(\frac{2cs_j}{j} \right)^{b_j}. \quad (46)$$

Following the idea of Watterson [15], we use two artificial variables, $u \in (-1, 1)$ and $v \in (-1, 1)$. They will help us to rewrite (46) in a simpler way. First, observe that for $(a_i, b_i) \in A(k, n)$,

$$\prod_{i=1}^n (uv^i)^{a_i} \prod_{j=1}^n (v^j)^{b_j} = u^{\sum_{i=1}^n a_i} v^{\sum_{i=1}^n i(a_i + b_i)} = u^k v^n. \quad (47)$$

Now, let $c_{k,n}$ be the multiplying coefficient of $u^k v^n$ in $\exp \left\{ \sum_{i=1}^n uv^i t_i + \sum_{j=1}^{\infty} \frac{2c}{j} s_j v^j \right\}$. We can rewrite (46) as

$$\mathbb{E} \left[\prod_{i=1}^n t_i^{O_i} \prod_{j=1}^n s_j^{R_j} | N_n(\theta_n) \right] = \frac{(n - N_n(\theta_n))! N_n(\theta_n)!}{(N_n(\theta_n) + 2c)_{(n - N_n(\theta_n))}} c_{N_n(\theta_n), n}. \quad (48)$$

From (48), we obtain the probability generating function of the lineages that have not gone through the seed bank at time θ_n .

Corollary 5.3. *Let O_i be the number of "old" blocks of size i (i.e. active blocks of size i at time θ_n). Then, the joint probability generating function of O_1, O_2, \dots, O_n is*

$$\mathbb{E} \left[\prod_{i=1}^n t_i^{O_i} | N_n(\theta_n) \right] = \sum_{a_1, \dots, a_n \in \bar{A}(N_n(\theta_n), n)} \frac{N_n(\theta_n)!}{a_1! a_2! \dots a_n!} t_1^{a_1} t_2^{a_2} \dots t_n^{a_n} \frac{(2c + n - z - 1)}{\binom{2c + n - 1}{n - N_n(\theta_n)}} \quad (49)$$

where $z = \sum_{i=1}^n i a_i$.

Proof. First, we will write explicitly the term $c_{k,n}$ when $s_j = 1$ for all j . Observe that,

$$\begin{aligned} \exp \left\{ \sum_{i=1}^n uv^i t_i + \sum_{j=1}^{\infty} \frac{2c}{j} v^j \right\} &= (1 - v)^{-2c} \exp \left\{ u \sum_{i=1}^n v^i t_i \right\} \\ &= (1 - v)^{-2c} \sum_{k=0}^{\infty} \frac{[u \sum_{i=1}^n v^i t_i]^k}{k!}. \end{aligned}$$

It implies that the coefficient of u^k in the latter expression is

$$\frac{[\sum_{i=1}^n (v^i t_i)]^k}{k!} (1 - v)^{-2c} = \frac{[\sum_{i=1}^n (v^i t_i)]^k}{k!} \left(\sum_{j=0}^{\infty} \binom{2c + j - 1}{j} v^j \right).$$

Now, we need to find the coefficient of v^n in the latter expression. First, observe that

$$\left[\sum_{i=1}^n (v^i t_i) \right]^k = \sum_{a_1 + \dots + a_n = k} \frac{k!}{a_1! a_2! \dots a_n!} t_1^{a_1} t_2^{a_2} \dots t_n^{a_n} v^z$$

where $z = \sum_{i=1}^n i a_i$. Hence, for $z \leq n$, the coefficient of v^{n-z} in the expression $\left(\sum_{j=0}^{\infty} \binom{2c+j-1}{j} v^j \right)$ is $\binom{2c+n-z-1}{n-z}$. So,

$$c_{k,n} = \frac{1}{k!} \sum_{a_1, \dots, a_n \in \bar{A}(k,n)} \frac{k!}{a_1! a_2! \dots a_n!} t_1^{a_1} t_2^{a_2} \dots t_n^{a_n} \binom{2c+n-z-1}{n-z}.$$

Thus, replacing $c_{N_n(\theta_n),n}$ and $s_j = 1$ for all j in (48) we have the result. \square

From the previous corollary we obtain the joint distribution of the lineages which have not gone through the seed bank at time θ_n .

$$\mathbb{P}[O_1 = a_1, \dots, O_n = a_n | N_n(\theta_n)] \stackrel{a.s.}{=} \frac{N_n(\theta_n)!}{a_1! a_2! \dots a_n!} \frac{\binom{2c+n-z-1}{n-z}}{\binom{2c+n-1}{n-N_n(\theta_n)}} \quad (50)$$

when $a_1, \dots, a_n \in \bar{A}(N_n(\theta_n), n)$.

Now, by taking $t_i = t^i$ and $s_j = 1$ for all $i, j \in [n]$ in (48), and finding the corresponding coefficient $c_{N_n(\theta_n),n}$, we obtain the conditional probability generating function of the number of lineages at time zero that has not been through the seed bank until time θ_n

$$\mathbb{E} \left[t^{\sum_{i=1}^n i O_i} | N_n(\theta_n) \right] = \sum_{z=N_n(\theta_n)}^n t^z \frac{\binom{2c+n-z-1}{n-z} \binom{z-1}{z-N_n(\theta_n)}}{\binom{2c+n-1}{n-N_n(\theta_n)}}. \quad (51)$$

Finally, from (48), by taking $t_i = 1$ for all $i \in [n]$, and from (49) we can find the conditional expectations of O_j and R_j for all $j = 1, 2, \dots, n - N_n(\theta_n)$,

$$\mathbb{E}(O_j | N_n(\theta_n)) = N_n(\theta_n) \frac{\binom{2c+n-j-1}{n-j-N_n(\theta_n)+1}}{\binom{2c+n-1}{n-N_n(\theta_n)}}$$

and

$$\mathbb{E}(R_j | N_n(\theta_n)) = \frac{2c}{j} \frac{\binom{2c+n-j-1}{n-j-N_n(\theta_n)}}{\binom{2c+n-1}{n-N_n(\theta_n)}}.$$

Acknowledgement. This project was partially supported by CoNaCyT grant FC-2016-1946.

References

- [1] Blath J., González-Casanova A., Kurt N. and Wilke-Berenguer M. A new coalescent for seed bank models. *Ann. Appl. Probab.*, 26(2):857–891, 2016.
- [2] Billingsley, P. *Convergence of Probability Measures*. Second Edition. Wiley, New York, 1999.
- [3] Delmas J.-F., Delmas J.-S. and Siri-Jégousse A. Asymptotic results on the length of coalescent trees. *Ann. Appl. Probab.*, 18(3):997 – 1025, 2008.
- [4] Dhersin J.-S., Freund F., Siri-Jégousse A. and Yuan L. On the length of an external branch in the Beta-coalescent. *Stochastic Process. Appl.*, 123(5):1691–1715, 2013.
- [5] Drmota M., Iksanov A., Möhle M. and Rösler U. Asymptotic results concerning the total branch length of the Bolthausen-Sznitman coalescent. *Stochastic Process. Appl.*, 117(10):1404 – 1421, 2007.
- [6] Durrett R. *Probability Models for DNA Sequence Evolution*. Second Edition. Springer Verlag, 2008.
- [7] González-Casanova A., Aguirre-von-Wobeser E., Espín G., Servín-González L., Kurt N., Spanò D., Blath J. and Soberón-Chávez G. Strong seed bank effects in bacterial evolution. *J. Theor. Biol.*, 356:62–70, 2014.
- [8] Hobolth A., Siri-Jégousse A. and Bladt M. Phase-type distributions in population genetics. *Theor. Pop. Biol.*, 127:16–32, 2019.
- [9] Kaj I., Krone S. and Lascoux M. Coalescent theory for seed bank models. *J. Appl. Probab.*, 38:285–300, 2001.
- [10] Kersting G. The asymptotic distribution of the length of beta-coalescent trees. *Ann. Appl. Probab.*, 22(5): 2086 – 2107, 2012.
- [11] Lambert A. and Ma C. The coalescent in peripatric metapopulations. *J. Appl. Probab.*, 52(2):538–557, 2015.
- [12] Lennon J.T. and Jones S.E. Microbial seed banks: the ecological and evolutionary implications of dormancy *Nat. Rev. Microbiol.*, 9(2):119, 2011.
- [13] Maughan, H. Rates of molecular evolution in bacteria are relatively constant despite spore dormancy. *Evolution*, 61: 280–288, 2007.
- [14] Tellier A., Laurent S.J.Y., Lainer H., Pavlidis P. and Stephan W. Inference of seed bank parameters in two wild tomato species using ecological and genetic data. *Proc. Natl. Acad. Sci.*, 108:17052–17057, 2011.
- [15] Watterson G.A. Lines of descent and the coalescent. *Theor. Pop. Biol.*, 26(1):77–92, 1984.