

Systematics of direct- α production with weakly and strongly bound projectiles

V. V. Parkar^{1*}, V. Jha^{1,2†}, and S. Kailas^{1,3,4}

¹*Nuclear Physics Division, Bhabha Atomic Research Centre, Mumbai-400085, India*

²*Homi Bhabha National Institute, Anushaktinagar, Mumbai-400094, India*

³*UM-DAE Centre for Excellence in Basic Sciences, Mumbai-400098, India and*

⁴*Manipal Centre for Natural Sciences, Manipal Academy of Higher Education, Manipal-576104, India*

The production of α -particles in reactions using both the strongly and weakly bound projectiles at energies around the Coulomb barrier show several interesting features. To understand these, the role of various reaction mechanisms responsible for α -production, such as non-capture breakup, capture of only one of the fragments subsequent to projectile breakup and their contribution to reaction cross sections have been investigated. A systematic study of the α -particle production based on available data for various projectile target systems have been performed and a classification based on projectile type is obtained.

PACS numbers: 25.60.Pj, 25.70.Jj, 21.60.Gx, 24.10.Eq

I. INTRODUCTION

Enhanced production of α -particles is a fascinating feature of the heavy-ion nuclear reactions at energies near or above the Coulomb barrier [1–3]. It has been observed in experimental studies of reactions involving both the strongly bound (SBP) and weakly bound (WBP) projectiles. This phenomena has been utilized extensively for studies of clustering in light nuclei and investigations into various reaction mechanisms, such as breakup, transfer and its associated processes. For WBPs, especially for those having $\alpha + x$ cluster structure, copious emission of α -particles with cross sections, sometimes as large as the reaction cross section has been observed [4, 5]. The weak binding and clustering effects that lead to an enhancement of breakup-transfer cross sections specially in reactions near the Coulomb barrier and its influence on the reactions dynamics is an important aspect of WBP induced reactions. The contribution of breakup and transfer processes are expected to be magnified for the reactions involving unstable WBP namely, the radioactive ion beams (RIB) having lower α separation energies than stable WBP. Because of their extended radial distributions, investigations into α -production in reactions with RIB's also offer possibilities to disentangle the effects due to binding energies and extended radial shapes.

In recent years, several inclusive and exclusive measurements of α -production have been performed that have focussed on understanding the relative contribution of different reaction processes. In general, α production cross section for WBP having $\alpha + x$ cluster structure can be written in terms of the following components

$$\sigma_{\alpha} = \sigma_{\text{CF}} + \sigma_{\text{NCBU}} + \sigma_{\text{x-ICF/TR}} + \sigma_{\alpha\text{ICF/TR}} + \sigma_{\text{QE(TR)}} \quad (1)$$

where, $\sigma_{\text{x-ICF/TR}}$, $\sigma_{\alpha\text{ICF/TR}}$ correspond to cross sections of capture of x fragment respectively or transfer of these

fragments to the target. The components that originate from various transfer-breakup processes, such as, the capture of one of the fragments after the breakup leading to breakup-fusion or transfer of nucleon(s) to the continuum states of target provide the most dominant contributions in α -production. In contrast, the contribution of other components namely, the non-capture breakup (NCBU) and the nucleon or cluster transfer leading to low lying discrete states having quasielastic nature ($\sigma_{\text{QE(TR)}}$) are smaller in magnitude. Using the exclusive measurements by detecting both the primary breakup fragments, one can attempt to disentangle the contributions due to all these components. On the theoretical side, the NCBU can be effectively modelled using the continuum-discretized coupled channels (CDCC) calculations. In recent times absorption based models have been utilized to calculate the fragment-capture components which form the dominant part of the inclusive α -production [6–8].

The α -production due to direct reaction mechanisms is found to be far more dominant compared to its production through the compound processes for the WBP's. The cross sections due to the complete fusion (CF) of projectile with the target (σ_{CF}) also contributes, however it is not significant especially in reactions for medium or heavy mass target nucleus. The CF process may also include the sequential capture of both the fragments following the breakup of projectile in two fragments. The difference of reaction and CF cross sections can be utilized for studying the importance of all direct processes contributing to the reaction cross section. In the present article, we perform a systematic study of non-compound α -particle production with projectiles classified as SBP, WBP and RIB. We explain the observed universal behaviour of the non-compound α -production cross sections observed at energies near the Coulomb barrier with ${}^6,{}^7\text{Li}$ projectiles [4, 9–12]. We also discuss about the reaction channels responsible for the observed enhanced α production in these cases.

*vparkar@barc.gov.in

†vjha@barc.gov.in

Systematics of α -particle production for reactions with strongly bound projectiles

Large data sets exist for the the inclusive α measurements for SBP systems with various targets. Inclusive α production data have been measured for reactions using SBP's $^{12,13}\text{C}$, ^{14}N , ^{16}O , ^{19}F and ^{20}Ne with many targets [1, 13–18]. It is useful to first separate out the yield of evaporation α particles due to the CF contribution. The CF part has been estimated from the statistical model calculations using code PACE2 [19] and non-CF inclusive α production cross sections ($\sigma_{\alpha_{incl}}^{NCF}$) have been determined. Since, we are comparing data with different projectile-target systems in the vicinity of the Coulomb barrier(CB), the c.m. energies are reduced as E_{red} as defined below,

$$E_{red} = E_{c.m.}/[(Z_P Z_T)/(A_P^{1/3} + A_T^{1/3})] \quad (2)$$

The plot of $\sigma_{\alpha_{incl}}^{NCF}$ for the SBP's with reduced energy E_{red} for various SBP systems is shown in Fig. 1. The data for residue measurements of $\Sigma\alpha xn$ channels associated with emission of one or more α particles is also included. An increase in $\sigma_{\alpha_{incl}}^{NCF}$ with incident energy and a reasonable similarity in the behaviour for different systems is observed. A comparison of $\sigma_{\alpha_{incl}}^{NCF}$ for SBP is made with the measured data of $\sigma_{Reac}-\sigma_{CF}$ for $^{12}\text{C}+^{208}\text{Pb}$ system [20, 21]. It has been shown that the quantity $\sigma_{Reac}-\sigma_{CF}$ has a reasonable systematic dependence for all SBP's. This quantity is found to be much larger than $\sigma_{\alpha_{incl}}^{NCF}$, suggesting that other processes such as, inelastic and transfer or incomplete fusion (ICF) processes due to non- α -emitting channels may also contribute significantly to the reaction cross section for SBP's.

Systematics of α -particle production for reactions with stable weakly bound projectiles

For the case of WBP's, relatively larger inclusive α cross section have been measured specially, in reactions using the $^6,^7\text{Li}$ projectiles on several targets [4, 9–12, 14, 22–28]. In general, α fragment arising from the projectile breakup interacts relatively less when compared to the other fragment, leading to partial-capture and observation of a large α emission; *viz*, in the case of ^7Li , triton fusion is more favoured compared to α fusion, which leads to dominant emission of α particles.

For ^6Li induced reactions around the CB, inclusive α production cross sections have been found to be very dominant at sub-barrier energies. The contribution of pure compound processes leading to CF estimated by the statistical model calculations is much less compared to the direct processes as shown for $^6\text{Li} + ^{90}\text{Zr}$ system [11]. The dominant contribution to $\sigma_{\alpha_{incl}}^{NCF}$ is given by d -capture and/or d cluster transfer [4, 29] however, $1n$ stripping [30] channel also contributes to α production. For ^7Li projectile systems, capture of t cluster or direct

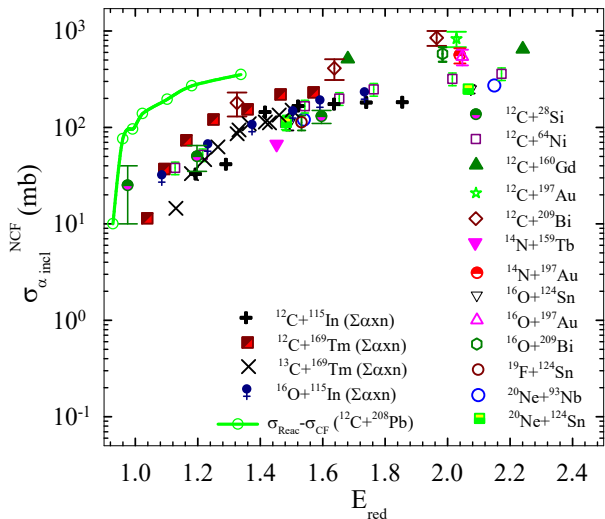


FIG. 1: Systematical behaviour of inclusive α production cross sections due to non-CF processes in reactions with SBP systems as a function of reduced energy. The plot also includes the data for residue measurements using $\Sigma\alpha xn$ channels. The line shows $\sigma_{Reac}-\sigma_{CF}$ data for $^{12}\text{C}+^{208}\text{Pb}$ system.

t -transfer have been observed to contribute dominantly to α production. NCBU cross sections including transfer followed by breakup such as, $1n$ stripping [23, 31, 32] and $1p$ pickup [31, 33] found to contribute around $\approx 10\%$ to $\sigma_{\alpha_{incl}}^{NCF}$ for both ^6Li and ^7Li projectiles with medium and heavy mass targets.

We have made comparative studies of non-CF α production with $^6,^7\text{Li}$ projectiles. As can be seen from Fig. 2 (a), universal behaviour is found in $\sigma_{\alpha_{incl}}^{NCF}$ for medium to heavy target nuclei. For the light target nuclei, there is a larger CF contribution which leads to the lower values of $\sigma_{\alpha_{incl}}^{NCF}$ [10]. The difference of the reaction and CF cross sections have been found to be nearly the same for different systems as a function of E_{red} for values at energies approximately twice the CB for ^6Li induced reactions [4, 11]. From Fig. 2(a), it is seen that the calculated values of $\sigma_{Reac}-\sigma_{CF}$ for $^6\text{Li}+^{209}\text{Bi}$ system shown by solid line matches well with measured data of $\sigma_{\alpha_{incl}}^{NCF}$ for all ^6Li target systems. Here, σ_{Reac} is calculated using Sau-Paulo potential [34] and σ_{CF} is calculated CF cross section taken from Ref. [6] for $^6\text{Li}+^{209}\text{Bi}$ system. It can be concluded that non-CF α production is the only important process apart from CF in ^6Li induced reactions.

We have also shown the calculated d -capture cross sections for $^6\text{Li}+^{124}\text{Sn}$ system from Ref. [8] in Fig. 2 (a) and the data for it on various targets [8, 30, 35, 36] in Fig. 2 (b). The calculations of d -capture cross sections are performed using CDCC-absorption model as described in Ref. [8] and a good description of measured d -capture data is obtained. It is found that the d -capture data and calculations for it underpredict the $\sigma_{\alpha_{incl}}^{NCF}$, suggesting there are mechanisms other than d -capture that contribute to the direct α production, specially for targets

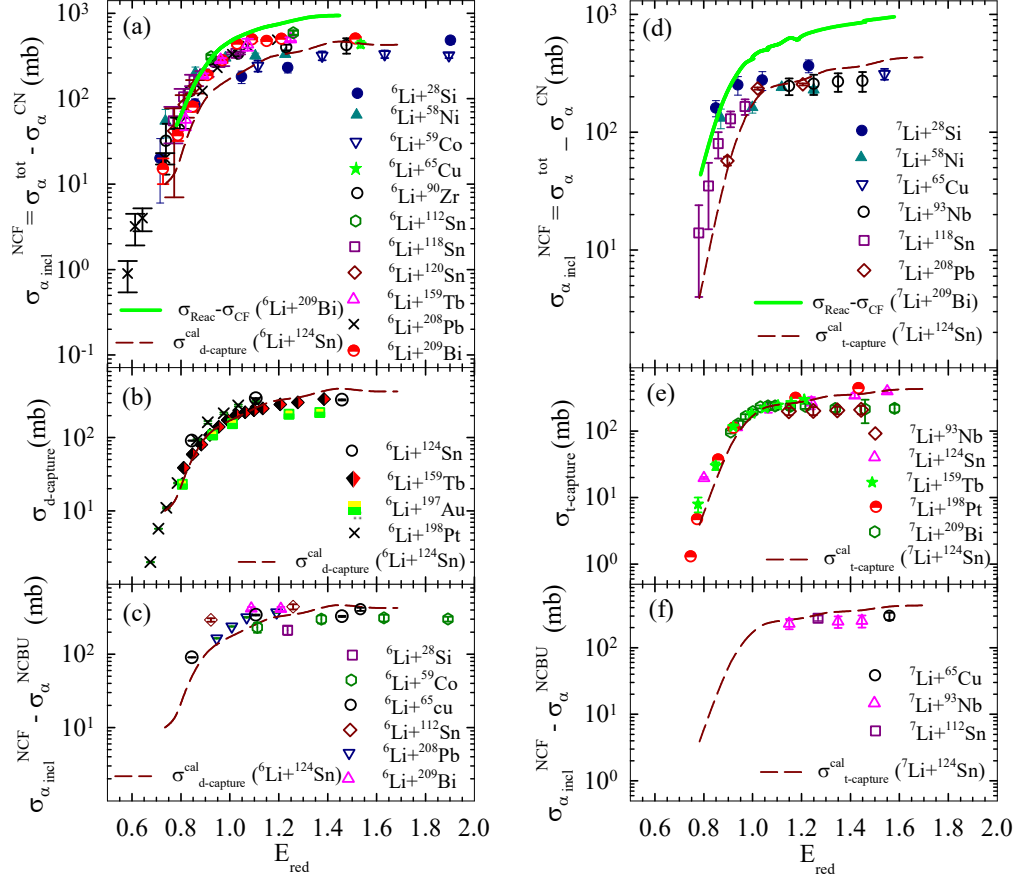


FIG. 2: (a,d) Systematical behaviour of inclusive α production cross sections due to non-CF processes, (b,e) Measured d (t)-capture cross sections, (c,f) Difference between measured $\sigma_{\alpha_{incl}}^{NCF}$ and σ_{α}^{NCBU} with ${}^6\text{Li}$ (${}^7\text{Li}$) projectile as a function of reduced energy. The dashed lines in (a-c) and (d-f) are results of d -capture and t -capture calculations performed for ${}^6\text{Li}+{}^{124}\text{Sn}$ and ${}^7\text{Li}+{}^{124}\text{Sn}$ systems, respectively. The solid lines in (a) and (d) are calculated values of $\sigma_{Reac}-\sigma_{CF}$ for ${}^6\text{Li}+{}^{209}\text{Bi}$ and ${}^7\text{Li}+{}^{209}\text{Bi}$ systems, respectively.

with $A > 90$. In particular, the n transfer from ${}^6\text{Li}$ could also contribute to α production as shown in Ref. [30].

Similar to ${}^6\text{Li}$ induced reactions, ${}^7\text{Li}$ induced reactions also show universal behaviour in $\sigma_{\alpha_{incl}}^{NCF}$ as shown in Fig. 2(d). It is also seen that the α production is more with ${}^6\text{Li}$ than with ${}^7\text{Li}$ projectile due to lower breakup threshold of ${}^6\text{Li}$. However, the calculated values of $\sigma_{Reac}-\sigma_{CF}$ for ${}^7\text{Li}+{}^{209}\text{Bi}$ system is found to be much larger than $\sigma_{\alpha_{incl}}^{NCF}$, which suggests that inelastic and other transfer processes may also contribute significantly in reaction cross section for ${}^7\text{Li}$ case. As before, the σ_{Reac} is calculated using Sau-Paulo potential [34] and σ_{CF} is calculated CF cross section taken from Ref. [6] for ${}^7\text{Li}+{}^{209}\text{Bi}$ system.

The CDCC-absorption model calculations have been shown to provide a good description of t -capture cross sections as described in Ref. [8] for ${}^7\text{Li}+{}^{124}\text{Sn}$ system. In Fig. 2(e) we have compared these t -capture calculations with t capture data on various targets [7, 12, 37–39]. The t capture data match well with the $\sigma_{\alpha_{incl}}^{NCF}$ showing that non-compound α -production dominantly originates from this path.

An indirect way to estimate the d -capture and t -capture cross sections for ${}^6\text{Li}$ and ${}^7\text{Li}$ systems is the subtraction of NCBU cross sections (σ_{α}^{NCBU}) from the $\sigma_{\alpha_{incl}}^{NCF}$ measured for various targets [22–24, 31–33, 40–42]. As shown in Fig. 2(c) and Fig. 2(f), d -capture and t -capture cross sections determined this way can be well explained by the d - and t -capture calculations and this provides a useful way to determine the d -ICF and t -ICF cross sections for these systems.

For the ${}^9\text{Be}$ projectile, the α production may correspond to α -capture and n -capture leading to production of one and two α particles in a single event. The α production in this case may be given as

$$\sigma_{\alpha} = \sigma_{\alpha\text{-capture}} + 2(\sigma_{n\text{-capture}} + \sigma_{n\text{-TR}}) \quad (3)$$

where, $\sigma_{n\text{-TR}}$ is the contribution due to neutron-transfer. We have extracted the non-CF α -production cross sections from the available inclusive α -production data for ${}^9\text{Be}$ projectile on various target systems [14, 43–45] and shown in Fig. 3. A systematic behaviour of $\sigma_{\alpha_{incl}}^{NCF}$ for all target systems, similar to those observed for ${}^6,{}^7\text{Li}$ projectiles is seen. This data can be well described

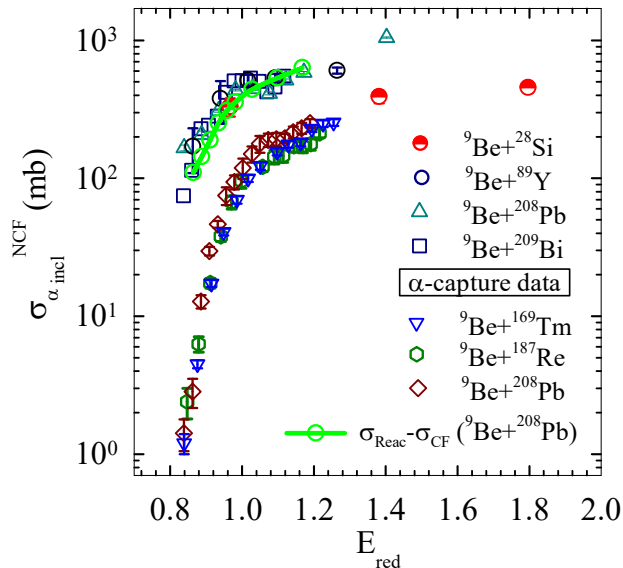


FIG. 3: Systematical behaviour of inclusive α production cross sections due to non-CF processes in reactions with ${}^9\text{Be}$ projectile as a function of reduced energy is shown along with α -capture cross sections. The line shows $\sigma_{\text{Reac}} - \sigma_{\text{CF}}$ data for ${}^9\text{Be} + {}^{208}\text{Pb}$ system.

by measured $\sigma_{\text{Reac}} - \sigma_{\text{CF}}$ values for ${}^9\text{Be} + {}^{208}\text{Pb}$ system [39, 46]. The non-CF α production in this case is much larger compared to the measured α -ICF for various targets [39, 47]. This is due to the dominant contribution of other modes of α production including the n -transfer which contributes significantly. While the $1n$ transfer to the low lying states of ${}^{209}\text{Pb}$ populated in ${}^9\text{Be} + {}^{208}\text{Pb}$ reaction was found to be smaller, the $1n$ transfer to the high-lying states may give a dominant contribution to the inclusive α production in this case [48].

Systematics of α -particle production for reactions with RIB's

The α production in reactions with the unstable WBP namely the RIB's, have been also measured for several targets at energies around the CB. The RIB's have binding energies that range from a few MeV to a very low value of only a few hundred keV. In addition, RIB's are also characterized by extended radial distributions including some of them having the halo structure. A large cross section of the production of α particles is observed in reactions with ${}^6\text{He}$ projectile on several targets [5, 49–52]. A large inclusive α yield found at near-barrier energies [5, 53] can be ascribed to the weak binding of the halo neutrons that favors the dissociation of the ${}^6\text{He}$ projectile in the nuclear and Coulomb field of the target. The inclusive α cross sections are much larger than the fusion cross section at these energies. The measured en-

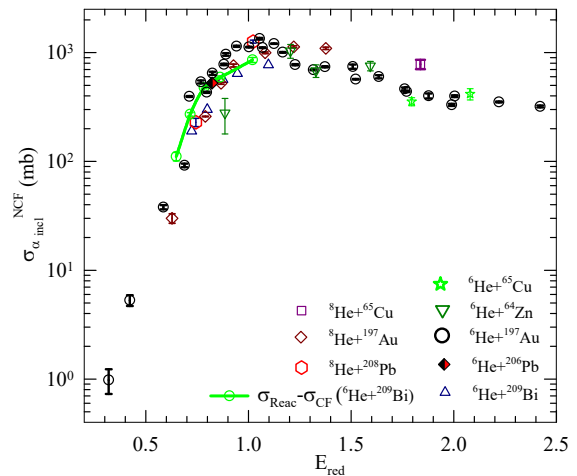


FIG. 4: Systematical behaviour of inclusive α production cross sections due to non-CF processes in reactions with ${}^{6,8}\text{He}$ projectiles as a function of reduced energy. The line shows $\sigma_{\text{Reac}} - \sigma_{\text{CF}}$ data for ${}^6\text{He} + {}^{209}\text{Bi}$ system.

ergy spectra and the angular distribution of the inclusive α production channels for the ${}^6\text{He} + {}^{208}\text{Pb}$ system at energies around the CB have been explained in terms of the coupled channels calculations using transfer to the continuum method [54] suggesting $2n$ -transfer plays a key role in α production.

A universal behaviour similar to that obtained for stable WBP for the non-CF part of α production cross sections for systems with ${}^6\text{He}$ and ${}^8\text{He}$ projectiles is shown in Fig. 4. In this figure, exclusive data of the n -transfer for ${}^6\text{He} + {}^{65}\text{Cu}$ [55, 56], ${}^{197}\text{Au}$ [57], and ${}^8\text{He} + {}^{65}\text{Cu}$ [58], ${}^{197}\text{Au}$ [59] systems is included while the remaining are from inclusive α measurements [5, 49–52, 60]. However, there is a decrease in $\sigma_{\alpha_{\text{incl}}}^{\text{NCF}}$ at energies above the barrier in contrast to stable WBP and SBP systems. The experimental data of $\sigma_{\alpha_{\text{incl}}}^{\text{NCF}}$ can be well described by the measured $\sigma_{\text{Reac}} - \sigma_{\text{CF}}$ data for ${}^6\text{He} + {}^{209}\text{Bi}$ system [52] at energies around the CB as shown in Fig. 4 similar as ${}^6\text{Li}$ case suggesting the negligible contribution of any other channels.

Comparison of α -particle production in SBP, WBP and RIB

Next, we perform a comparative study of $\sigma_{\alpha_{\text{incl}}}^{\text{NCF}}$ for all three types of projectile systems categorized as, (i) SBP, (ii) stable WBP, and (iii) RIB is shown in Fig. 5. There is a characteristic difference observed in $\sigma_{\alpha_{\text{incl}}}^{\text{NCF}}$ for these projectile systems. A similar behaviour was observed for the reaction cross sections [61], where larger values are seen for RIB compared to the values for stable WBP, which are in turn larger than the values for SBP. It can be seen that the energy values where the $\sigma_{\alpha_{\text{incl}}}^{\text{NCF}}$ saturate

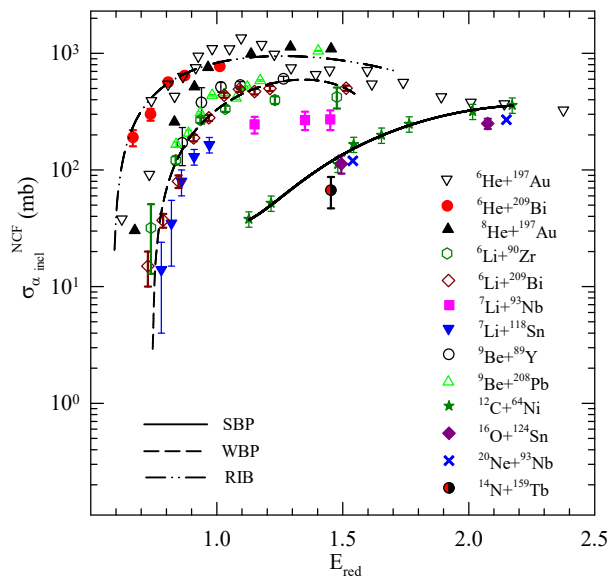


FIG. 5: Systematic comparison of inclusive α production cross sections due to non-CF processes for different nuclear systems in three categories: (i) SBP, (ii) stable WBP, and (iii) RIB. Lines are guide to an eye.

are much higher for SBP ($\approx 2V_B$) than the value for stable WBP and RIB ($\approx 1.2V_B$). It can be concluded that for the RIB's, the smaller binding energies coupled with extended radial shapes contribute to larger values

of both σ_{Reac} and $\sigma_{\alpha_{incl}}^{NCF}$. Somewhat similar behaviour in inclusive α cross sections was reported earlier with weakly bound light projectiles ${}^6,{}^7\text{Li}$, ${}^9\text{Be}$ and ${}^6\text{He}$ using heavy ${}^{208}\text{Pb}$ and ${}^{209}\text{Bi}$ targets [62].

Summary

In summary, we have investigated the systematics of non-CF α -particle production for various projectile systems having predominantly $\alpha + x$ cluster structure. The non-CF α particle production alone along with CF is not able to completely explain the reaction cross sections for the SBP systems. In contrast, for the ${}^6\text{Li}$ WBP system cases, the reaction cross sections are completely explained by sum of CF cross sections and cross sections for non-CF α production. The non-CF α production in ${}^6\text{Li}$ is mainly due to d -capture (transfer), however other processes such as $1n$ stripping also contribute in the α -particle production. In contrast for the ${}^7\text{Li}$ case, only the t -capture (transfer) is sufficient to explain α production, but other channels also contribute significantly to the reaction cross section. Quantitative description of d and t -capture for ${}^6\text{Li}$ and ${}^7\text{Li}$ projectile systems respectively, can be obtained by CDCC based absorption model calculations. A comparative study among the SBP, WBP and RIB projectile systems show that the α production is more with RIB than stable WBP cases which in turn is higher than the SBP case.

-
- [1] Harold C. Britt and Arthur R. Quinton, Phys. Rev. **124**, 877 (1961).
- [2] J. L. Québert, B. Frois, L. Marquez, G. Sousbie, R. Ost, K. Bethge, and G. Gruber, Phys. Rev. Lett. **32**, 1136 (1974).
- [3] C. M. Castaneda, H. A. Smith, P. P. Singh, and H. Karwowski, Phys. Rev. C **21**, 179 (1980).
- [4] S. Santra, S. Kailas, V. V. Parkar, K. Ramachandran, V. Jha, A. Chatterjee, P. K. Rath, and A. Parihari, Phys. Rev. C **85**, 014612 (2012).
- [5] E. F. Aguilera, J. J. Kolata, F. M. Nunes, F. D. Becchetti, P. A. DeYoung, M. Gouppell, V. Guimarães, B. Hughey, M. Y. Lee, D. Lizcano, et al., Phys. Rev. Lett. **84**, 5058 (2000).
- [6] V. V. Parkar, V. Jha, and S. Kailas, Phys. Rev. C **94**, 024609 (2016).
- [7] V. V. Parkar, Sushil K. Sharma, R. Palit, S. Upadhyaya, A. Shrivastava, S. K. Pandit, K. Mahata, V. Jha, S. Santra, K. Ramachandran, et al., Phys. Rev. C **97**, 014607 (2018).
- [8] V. V. Parkar, S. K. Pandit, A. Shrivastava, R. Palit, K. Mahata, V. Jha, K. Ramachandran, Shilpi Gupta, S. Santra, Sushil K. Sharma, et al., Phys. Rev. C **98**, 014601 (2018).
- [9] K. O. Pfeiffer, E. Speth, and K. Bethge, Nucl. Phys. A **206**, 545 (1973).
- [10] A. Pakou, N. Alamanos, A. Gillibert, M. Kokkoris, S. Kossionides, A. Lagoyannis, N. G. Nicolis, C. Papachristodoulou, D. Patiris, D. Pierroutsakou, et al., Phys. Rev. Lett. **90**, 202701 (2003).
- [11] H. Kumawat, V. Jha, V. V. Parkar, B. J. Roy, S. Santra, V. Kumar, D. Dutta, P. Shukla, L. M. Pant, A. K. Mohanty, et al., Phys. Rev. C **81**, 054601 (2010).
- [12] S. K. Pandit, A. Shrivastava, K. Mahata, V. V. Parkar, R. Palit, N. Keeley, P. C. Rout, A. Kumar, K. Ramachandran, S. Bhattacharyya, et al., Phys. Rev. C **96**, 044616 (2017).
- [13] K. Siwek-Wilczynska, E. H. du Marchie van Voorthuysen, J. van Popta, R. H. Siemssen, and J. Wilczynski, Nucl. Phys. A **330**, 150 (1979).
- [14] M. Hugi, J. Lang, R. Müller, E. Ungricht, K. Bodek, L. Jarczyk, B. Kamys, A. Magiera, A. Strzałkowski, and G. Willim, Nucl. Phys. A **368**, 173 (1981).
- [15] H. Tricoire, C. Gerschel, N. Perrin, H. Sergolle, L. Valentin, D. Bachelier, H. Doubre, and J. Gizon, Z. Phys. A **306**, 127 (1982).
- [16] G. J. Balster, P. C. N. Crouzen, P. B. Goldhoorn, R. H. Siemssen, and H. W. Wilschut, Nucl. Phys. A **468**, 93 (1987).
- [17] D. J. Parker, J. J. Hogan, and J. Asher, Phys. Rev. C **35**, 161 (1987).
- [18] Zhang Li, Wang Da-yan, Jin Gen-ming, Zhang Bao-guo,

- and Wang Xi-ming, *Phys. Rev. C* **37**, 669 (1988).
- [19] A. Gavron, *Phys. Rev. C* **21**, 230 (1980).
- [20] S. Santra, P. Singh, S. Kailas, A. Chatterjee, A. Shrivastava, and K. Mahata, *Phys. Rev. C* **64**, 024602 (2001).
- [21] A. Mukherjee, D. J. Hinde, M. Dasgupta, K. Hagino, J. O. Newton, and R. D. Butt, *Phys. Rev. C* **75**, 044608 (2007).
- [22] F. A. Souza, C. Beck, N. Carlin, N. Keeley, R. Liguori Neto, M. M. de Moura, M. G. Munhoz, M. G. Del Santo, A. A. P. Suaide, E. M. Szanto, et al., *Nucl. Phys. A* **821**, 36 (2009).
- [23] A. Shrivastava, A. Navin, N. Keeley, K. Mahata, K. Ramachandran, V. Nanal, V. V. Parkar, A. Chatterjee, and S. Kailas, *Phys. Lett. B* **633**, 463 (2006).
- [24] D. Chattopadhyay, S. Santra, A. Pal, A. Kundu, K. Ramachandran, R. Tripathi, D. Sarkar, S. Sodaye, B. K. Nayak, A. Saxena, et al., *Phys. Rev. C* **94**, 061602(R) (2016).
- [25] M. K. Pradhan, A. Mukherjee, Subinit Roy, P. Basu, A. Goswami, R. Kshetri, R. Palit, V. V. Parkar, M. Ray, M. Saha Sarkar, et al., *Phys. Rev. C* **88**, 064603 (2013).
- [26] R. Ost, E. Speth, K. O. Pfeiffer, and K. Bethge, *Phys. Rev. C* **5**, 1835 (1972).
- [27] C. Signorini, M. Mazzocco, G. F. Prete, F. Soramel, L. Stroe, A. Andrighetto, I. J. Thompson, A. Vitturi, A. Brondi, M. Cinausero, et al., *Eur. Phys. J. A* **10**, 249 (2001).
- [28] A. Pakou, N. G. Nicolis, K. Rusek, N. Alamanos, G. Doukelis, A. Gillibert, G. Kalyva, M. Kokkoris, A. Lagoyannis, A. Musumarra, et al., *Phys. Rev. C* **71**, 064602 (2005).
- [29] F. A. Souza, N. Carlin, C. Beck, N. Keeley, A. Diaz-Torres, R. Liguori Neto, C. Siqueira-Mello, M. M. de Moura, M. G. Munhoz, R. A. N. Oliveira, et al., *Eur. Phys. J. A* **44**, 181 (2010).
- [30] M. K. Pradhan, A. Mukherjee, P. Basu, A. Goswami, R. Kshetri, Subinit Roy, P. Roy Chowdhury, M. Saha Sarkar, R. Palit, V. V. Parkar, et al., *Phys. Rev. C* **83**, 064606 (2011).
- [31] S. K. Pandit, A. Shrivastava, K. Mahata, N. Keeley, V. V. Parkar, P. C. Rout, K. Ramachandran, I. Martel, C. S. Palshetkar, A. Kumar, et al., *Phys. Rev. C* **93**, 061602(R) (2016).
- [32] D. Chattopadhyay, S. Santra, A. Pal, A. Kundu, K. Ramachandran, R. Tripathi, B. J. Roy, T. N. Nag, Y. Sawant, B. K. Nayak, et al., *Phys. Rev. C* **97**, 051601(R) (2018).
- [33] D. Chattopadhyay, S. Santra, A. Pal, A. Kundu, K. Ramachandran, R. Tripathi, B. J. Roy, Y. Sawant, B. K. Nayak, A. Saxena, et al., *Phys. Rev. C* **98**, 014609 (2018).
- [34] L. C. Chamon, B. V. Carlson, L. R. Gasques, D. Pereira, C. De Conti, M. A. G. Alvarez, M. S. Hussein, M. A. Cândido Ribeiro, E. S. Rossi, and C. P. Silva, *Phys. Rev. C* **66**, 014610 (2002).
- [35] C. S. Palshetkar, Shital Thakur, V. Nanal, A. Shrivastava, N. Dokania, V. Singh, V. V. Parkar, P. C. Rout, R. Palit, R. G. Pillay, et al., *Phys. Rev. C* **89**, 024607 (2014).
- [36] A. Shrivastava, A. Navin, A. Lemasson, K. Ramachandran, V. Nanal, M. Rejmund, K. Hagino, T. Ichikawa, S. Bhattacharyya, A. Chatterjee, et al., *Phys. Rev. Lett.* **103**, 232702 (2009).
- [37] R. Broda, M. Ishihara, B. Herskind, H. Oeschler, S. Ogaza, and H. Ryde, *Nucl. Phys. A* **248**, 356 (1975).
- [38] A. Shrivastava, A. Navin, A. Diaz-Torres, V. Nanal, K. Ramachandran, M. Rejmund, S. Bhattacharyya, A. Chatterjee, S. Kailas, A. Lemasson, et al., *Phys. Lett. B* **718**, 931 (2013).
- [39] M. Dasgupta, P. R. S. Gomes, D. J. Hinde, S. B. Moraes, R. M. Anjos, A. C. Berriman, R. D. Butt, N. Carlin, J. Lubian, C. R. Morton, et al., *Phys. Rev. C* **70**, 024606 (2004).
- [40] A. Pakou, N. Alamanos, N. M. Clarke, N. J. Davis, G. Doukelis, G. Kalyva, M. Kokkoris, A. Lagoyannis, T. J. Mertzimekis, A. Musumarra, et al., *Phys. Lett. B* **633**, 691 (2006).
- [41] C. Signorini, A. Edifizi, M. Mazzocco, M. Lunardon, D. Fabris, A. Vitturi, P. Scopel, F. Soramel, L. Stroe, G. Prete, et al., *Phys. Rev. C* **67**, 044607 (2003).
- [42] S. Santra, V. V. Parkar, K. Ramachandran, U. K. Pal, A. Shrivastava, B. J. Roy, B. K. Nayak, A. Chatterjee, R. K. Choudhury, and S. Kailas, *Phys. Lett. B* **677**, 139 (2009).
- [43] C. Signorini, T. Glodariu, Z. H. Liu, M. Mazzocco, M. Ruan, and F. Soramel, *Progress of Theoretical Physics Supplement* **154**, 272 (2004).
- [44] R. J. Woolliscroft, N. M. Clarke, B. R. Fulton, R. L. Cowin, M. Dasgupta, D. J. Hinde, C. R. Morton, and A. C. Berriman, *Phys. Rev. C* **68**, 014611 (2003).
- [45] C. S. Palshetkar, S. Santra, A. Shrivastava, A. Chatterjee, S. K. Pandit, K. Ramachandran, V. V. Parkar, V. Nanal, V. Jha, B. J. Roy, et al., *Phys. Rev. C* **89**, 064610 (2014).
- [46] N. Yu, H. Q. Zhang, H. M. Jia, S. T. Zhang, M. Ruan, F. Yang, Z. D. Wu, X. X. Xu, and C. L. Bai, *J. Phys. G : Nucl. Part. Phys.* **37**, 075108 (2010).
- [47] Y. D. Fang, P. R. S. Gomes, J. Lubian, M. L. Liu, X. H. Zhou, D. R. Mendes Junior, N. T. Zhang, Y. H. Zhang, G. S. Li, J. G. Wang, et al., *Phys. Rev. C* **91**, 014608 (2015).
- [48] V. Jha, V. V. Parkar, and S. Kailas, *Phys. Rev. C* **89**, 034605 (2014).
- [49] A. Di Pietro, P. Figuera, F. Amorini, C. Angulo, G. Cardella, S. Cherubini, T. Davinson, D. Leanza, J. Lu, H. Mahmud, et al., *Phys. Rev. C* **69**, 044613 (2004).
- [50] V. Scuderi, A. Di Pietro, P. Figuera, M. Fisichella, F. Amorini, C. Angulo, G. Cardella, E. Casarejos, M. Lattuada, M. Milin, et al., *Phys. Rev. C* **84**, 064604 (2011).
- [51] L. Standylo, L. Acosta, C. Angulo, R. Berjillos, J. A. Duenas, M. S. Golovkov, N. Keeley, T. Keutgen, I. Martel, M. Mazzocco, et al., *Phys. Rev. C* **87**, 064603 (2013).
- [52] J. J. Kolata, *Eur. Phys. J. A* **13**, 117 (2002).
- [53] E. F. Aguilera, J. J. Kolata, F. D. Becchetti, P. A. DeYoung, J. D. Hinnefeld, A. Horváth, L. O. Lamm, H.-Y. Lee, D. Lizcano, E. Martinez-Quiroz, et al., *Phys. Rev. C* **63**, 061603(R) (2001).
- [54] D. Escrig, A. M. Sánchez-Benítez, A. M. Moro, M. A. G. Álvarez, M. V. Andrés, C. Angulo, M. J. G. Borge, J. Cabrera, S. Cherubini, P. Demaret, et al., *Nucl. Phys. A* **792**, 2 (2007).
- [55] A. Navin, V. Tripathi, Y. Blumenfeld, V. Nanal, C. Simenel, J. M. Casandjian, G. de France, R. Raabe, D. Bazin, A. Chatterjee, et al., *Phys. Rev. C* **70**, 044601 (2004).
- [56] A. Chatterjee, A. Navin, A. Shrivastava, S. Bhattacharyya, M. Rejmund, N. Keeley, V. Nanal, J. Nyberg,

- R. G. Pillay, K. Ramachandran, et al., *Phys. Rev. Lett.* **101**, 032701 (2008).
- [57] Yu. E. Penionzhkevich, R. A. Astabatyán, N. A. Demekhina, G. G. Gulbekian, R. Kalpakchieva, A. A. Kulko, S. M. Lukyanov, E. R. Markaryan, V. A. Maslov, Yu. A. Muzychka, et al., *Eur. Phys. J. A* **31**, 185 (2007).
- [58] A. Lemasson, A. Navin, M. Rejmund, N. Keeley, V. Zelevinsky, S. Bhattacharyya, A. Shrivastava, D. Bazin, D. Beaumel, Y. Blumenfeld, et al., *Phys. Lett. B* **697**, 454 (2011).
- [59] A. Lemasson, A. Shrivastava, A. Navin, M. Rejmund, N. Keeley, V. Zelevinsky, S. Bhattacharyya, A. Chatterjee, G. de France, B. Jacquot, et al., *Phys. Rev. Lett.* **103**, 232701 (2009).
- [60] G. Marquínez-Durán, I. Martel, A. M. Sánchez-Benítez, L. Acosta, J. L. Aguado, R. Berjillos, A. R. Pinto, T. García, J. A. Dueñas, K. Rusek, et al., *Phys. Rev. C* **98**, 034615 (2018).
- [61] J. J. Kolata, V. Guimarães, and E. F. Aguilera, *Eur. Phys. J. A* **52**, 123 (2016).
- [62] J. J. Kolata, *Phys. Rev. C* **63**, 061604 (2001).