

# Extitation of wakefield by a laser pulse in a metallic-density electron plasma

*Denys Bondar (1, 2), Vasyl Maslov (1, 2), Iryna Levchuk (1), Ivan Onishchenko (1)*  
(1) National Science Center "Kharkov Institute of Physics and Technology", Kharkov, Ukraine  
(2) V.N. Karazin Kharkov National University, Kharkov, Ukraine)

*vmaslov@kipt.kharkov.ua bondar@kipt.kharkov.ua*

Since it is possible to form laser pulses with a frequency much larger than the frequency of visible light, Prof. T.Tajima proposed using such pulse to accelerate the particles at its injection into the crystal. Here, the wakefield excitation in the metallic-density plasma and the electron acceleration by laser pulse are simulated. The accelerating gradient has been obtained approximately 3TV/m. It is shown that, as in ordinary plasma, with time beam-plasma wakefield acceleration is added to laser wakefield acceleration.

## 1. INTRODUCTION

The accelerating gradients in conventional linear accelerators are currently limited for technical reasons to  $\sim 100$  MV/m [1], partly due to breakdown. Plasma-based accelerators have the ability to sustain accelerating gradients which are several orders of magnitude greater than that obtained in conventional accelerators [1, 2]. As plasma in experiment is inhomogeneous and nonstationary and properties of wakefield changes at increase of its amplitude it is difficult to excite wakefield resonantly by a long sequence of electron bunches (see [3, 4]), to focus sequence (see [5-9]), to prepare sequence from long beam (see [10-12]) and to provide large transformer ratio (see [13-19]). In [4] the mechanism has been found and in [20-23] investigated of resonant plasma wakefield excitation by a nonresonant sequence of short electron bunches. Due to the rapid development of laser technology and physics [1, 2, 24-36] laser-plasma-based accelerators are of great interest now. Over the past decade, successful experiments on laser wakefield acceleration of charged particles in the plasma have confirmed the relevance of this acceleration [23-28, 32, 37]. Evidently, the large accelerating gradients in the laser plasma accelerators allow to reduce the size and to cut the cost of accelerators. Another important advantage of the laser-plasma accelerators is that they can produce short electron bunches with high energy [24]. The formation of electron bunches with small energy spread was demonstrated at intense laser-plasma interactions [38]. Electron self-injection in the wake-bubble, generated by an intense laser pulse in underdense plasma, has been studied by numerical simulations (see [29]). Processes of a self-injection of electrons and their acceleration have been experimentally studied in a laser-plasma accelerator [39].

The problem at laser wakefield acceleration is that laser pulse quickly destroyed because of its expansion. One way to solve this problem is the use of a capillary as a waveguide for laser pulse. The second way to solve this problem is to transfer its energy to the electron bunches which as drivers accelerate witness. A transition from a laser wakefield accelerator to plasma wakefield accelerator can occur in some cases at laser-plasma interaction [40].

With newly available compact laser technology [41] one can produce 100 PW-class laser pulses with a single-cycle duration on the femtosecond timescale. With a fs intense laser one can produce a coherent X-ray pulse. T.Tajima suggested [42] utilizing these coherent X-rays to drive the acceleration of particles. Such X-rays are

focusable far beyond the diffraction limit of the original laser wavelength and when injected into a crystal it interacts with a metallic-density electron plasma ideally suited for laser wakefield acceleration [42].

In [43-48] it has shown that at certain conditions the laser wakefield acceleration is added by a beam-plasma wakefield acceleration. In this paper laser wakefield acceleration in a plasma of metallic-density, the maximum accelerating gradient in such a new medium, the transition to the regime of joint laser wakefield acceleration and beam-plasma wakefield acceleration are numerically simulated.

## 2. PARAMETERS OF SIMULATION

Fully relativistic particle-in-cell simulation was carried out by UMKA 2D3V code [49]. A computational domain (x, y) has a rectangular shape.  $\lambda$  is the laser pulse wavelength. The computational time interval is  $\tau = 0.05$ , the number of particles per cell is 8 and the total number of particles is  $15.96 \times 10^6$ . The simulation of considered case was carried out up to 800 laser periods. The period of the laser pulse is  $t_0 = 2\pi/\omega_0$ . The s-polarized laser pulse enters into uniform plasma. In y direction, the boundary conditions for particles, electric and magnetic fields are periodic. The metallic plasma density is  $n_0 = 1.8 \times 10^{22} \text{ cm}^{-3}$ . The critical plasma density  $n_c = m_e \omega_0^2 / (4\pi e^2)$ . The laser pulse is defined with a "cos<sup>2</sup>" distribution in longitudinal direction. The pulse has a Gaussian profile in the transverse direction. The longitudinal and transverse dimensions of the laser pulse are selected to be shorter than the plasma wavelength. Full length at half maximum equals  $2\lambda$  and full width at half maximum equals  $8\lambda$ .  $a_0 = eE_{x0} / (m_e c \omega_0) = 4$ ,  $E_{x0}$  is the electric field amplitude. Coordinates x and y, time t, electric field amplitude  $E_x$  and electron plasma density  $n_0$  are given in dimensionless form in units of  $\lambda$ ,  $2\pi/\omega_0$ ,  $m_e c \omega_0 / (2\pi e)$ ,  $m_e \omega_0^2 / (16\pi^3 e^2)$ .

## 3. RESULTS AND DISCUSSION

We first consider the wakefield excitation by two laser pulses. The wakefield bubbles have been formed. It has been shown that after time, smaller than approximately 175 laser periods the laser wakefield acceleration is added by plasma wakefield acceleration. In Fig. 1 one can see that 1st electron bunch, self-injected and accelerated after the 2nd laser pulse in the 3rd bubble, at this time became the driver. However, in the 3rd wake bubble new bunch is already self-injected by the maximum accelerating  $E_x$ .

At this time 1-st bunch in 1-st wake bubble is al-

ready under the effect of an almost zero  $E_x$ , and after some time it will become a driver. I.e. in Fig. 1 one can see that 1-st bunch, self-injected and accelerated after 1st laser pulse in 1-st wake bubble, at this time is still accelerated, but already in a small  $E_x$ , because it almost reached the middle of bubble.

In Fig. 1 one can see that the accelerating field reaches the maximum value at the time  $t=132t_0$  and this value is equal to  $E_x^{arb.un.} = 0.13508$ . In the dimensions this accelerating field is equal to  $E_x^{V/m} = 2.75 \text{ TV/m}$ .

Later, this new self-injected bunch is initially accelerated by three drivers: two laser pulses and the second electron bunch, and later by four drivers: two laser pulses, 1-st electron bunch in 1-st bubble and 1-st electron bunch in 3-rd bubble.

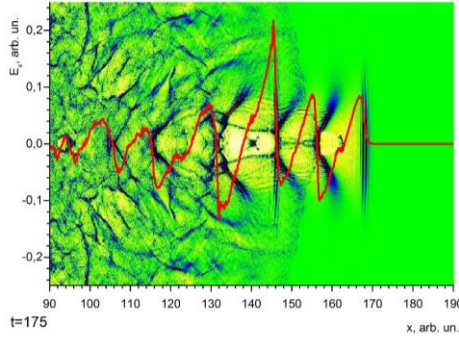


Fig. 1. Wake perturbation of plasma electron density  $n_e$  and longitudinal wakefield  $E_x$  (red line) excited by two identical laser pulses at the time  $t = 175t_0$

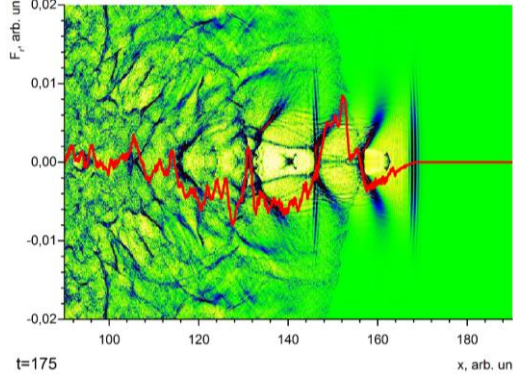


Fig. 2.  $n_e$  and off-axis transverse wake force  $F_{\perp} \propto E_y - B_z$  (red) excited by two laser pulses at the time  $t = 175t_0$

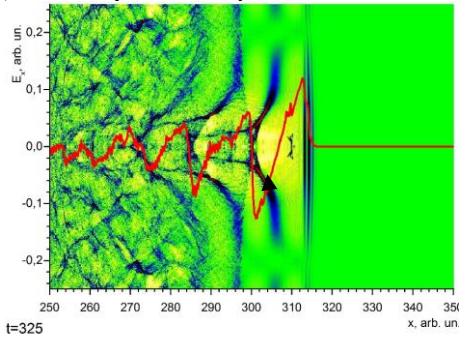


Fig. 3.  $n_e$ ,  $E_x$  (red line) excited by laser pulse at  $t=325t_0$

In Fig. 2 one can see that the 1-st self-injected electron bunch in the 1-st wake bubble after the 1st laser pulse and the 1-st self-injected electron bunch in the 3-rd wake bubble after the 2nd laser pulse are under the

effect of focusing wake force.

It is necessary to take into account the fact that after the 1st laser pulse in the 2nd bubble along its axis, a dense electron needle was formed, which provides a defocusing force along the 2nd bubble.

We now consider the wakefield excitation by one laser pulse. In Fig. 3 one can see that the 1st bunch self-injected and accelerated after the laser pulse in the 1-st wake bubble at this time already became a driver and it is decelerated by  $E_x$ . However, at the end of the 1st wake bubble a new bunch has already self-injected and it has moved towards the bubble in its middle.

In the case of wakefield excitation by one laser pulse, the maximum value of the accelerating wakefield in the normalized units is  $E_x^{arb.un.} = 0.12641$ . In the dimensions this accelerating wakefield is equal to  $E_x^{V/m} \approx 2.57 \text{ TV/m}$ .

From Fig. 4 one can see that 1-st and 2-nd self-injected electron bunches in 1-st wake bubble are under the effect of focusing wakefield.

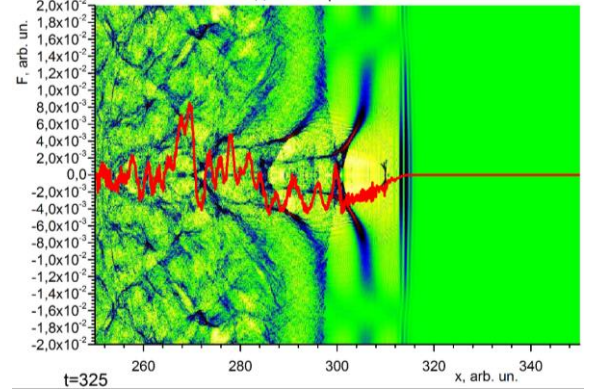


Fig. 4.  $n_e$  and  $F_{\perp} \propto E_y - B_z$  (red line) excited by laser pulse at the time  $t=325t_0$

#### 4. CONCLUSION

So, numerical simulation demonstrates the transition from the laser-wakefield acceleration in metallic-density plasma to extra beam-driven wakefield acceleration, providing additional acceleration of electron bunch. At interaction of two identical laser pulses with metallic-density plasma at some time 2nd self-injected witness-bunch in 3<sup>rd</sup> bubble is initially accelerated by three drivers: two laser pulses and the 1st electron bunch in 3<sup>rd</sup> bubble, and later by four drivers: two laser pulses, 1-st electron bunches in 1-st and 3-rd bubbles. At single laser interaction with metallic-density plasma at some time the accelerated 1<sup>st</sup> bunch in 1<sup>st</sup> bubble becomes a driver and it together with the partially dissipated laser pulse provides further acceleration of witness.

At wakefield excitation by the laser pulse or by two identical laser pulses in a metallic-density plasma, electrons are accelerated in electric fields which approximately equal several teravolts per meter.

It is necessary to investigate the effect of wakefield, excited due to internal bounded electrons (similar to wakefield in dielectric), on the investigated wakefield, excited due to free electrons of conductivity.

## REFERENCES

1. E. Esarey, C.B. Schroeder, W.P. Leemans, Physics of laser-driven plasma-based electron accelerators, *Rev. Mod. Phys.* 2009, v. 81, pp. 1229-1285.
2. A. Pukhov, J. Meyer-ter-Vehn, Laser wake field acceleration the highly non-linear broken-wave regime, *Apl. Phys. B.* 2002, v. 74, PP. 355-361.
3. K.V. Lotov, V.I. Maslov, I.N. Onishchenko et al., Simulation of plasma wakefield excitation by a sequence of electron bunches, *Problems of Atomic Science & Technology.* 2008, N6, pp. 114-116.
4. K.V. Lotov, V.I. Maslov, I.N. Onishchenko et al., Resonant excitation of plasma wakefield by a nonresonant train of short electron bunches, *Plasma Phys. Cont. Fus.* 2010, v. 52, N6, p. 065009.
5. K.V. Lotov, V.I. Maslov, I.N. Onishchenko et al., Homogeneous Focusing of Electron Bunch Sequence by Plasma Wakefield, *Problems of Atomic Science & Technology.* 2012, N3, pp. 159-163.
6. V.I. Maslov, I.N. Onishchenko, I.P. Yarovaya, Plasma Wakefield Excitation, Possessing of Homogeneous Focusing of Electron Bunches, *Problems of Atomic Science & Technology.* 2013, N1, pp. 134-136.
7. V.I. Maslov, I.N. Onishchenko, I.P. Yarovaya, Fields excited and providing a uniform focusing of short relativistic electron bunches in plasma, *East European Journal of Physics.* 2014, v. 1, N2, pp. 92-95.
8. I.P. Levchuk, V.I. Maslov, I.N. Onishchenko, Focusing of Relativistic Electron Bunches by Nonresonant Wakefield Excited in Plasma, *Problems of Atomic Science & Technology.* 2015, N4, pp. 120-123.
9. I.P. Levchuk, V.I. Maslov, I.N. Onishchenko, Focusing by Wakefield and Plasma Focusing of Relativistic Electrons in Dependence on Parameters of Experiments, *Problems of Atomic Science & Technology.* 2016, N3, pp. 62-65.
10. K.V. Lotov, V.I. Maslov, I.N. Onishchenko et al., 2d3v Numerical Simulation of Instability of Cylindrical Relativistic Electron Beam in Plasma, *Problems of Atomic Science and Technology.* 2010, N4, pp. 12-16.
11. K.V. Lotov, V.I. Maslov, I.N. Onishchenko et al., To the Mechanism of Instability of Cylindrical Relativistic Electron Beam in Plasma, *Problems of Atomic Science & Technology.* 2011, N1, pp. 83-85.
12. V.A. Balakirev, I.N. Onishchenko, V.I. Maslov, Instability of finite radius relativistic electron beam in plasma, *Problems of Atomic Science & Technology.* 2011, N3, pp. 92-95.
13. K.V. Lotov, V.I. Maslov, I.N. Onishchenko, Transformer Ratio in Wake-Field Method of Acceleration for Sequence of Relativistic Electron Bunches, *Problems of Atomic Science & Technology.* 2010, N4, pp. 85-89.
14. K.V. Lotov, V.I. Maslov, I.N. Onishchenko, I.P. Yarovaya, Transformer Ratio at Interaction of Long Sequence of Electron Bunches with Plasma *Problems of Atomic Science & Technology.* 2011, N3, pp. 87-91.
15. V.I. Maslov, I.N. Onishchenko, I.P. Yarovaya, Transformer Ratio at Excitation of Nonlinear Wakefield in Plasma by Shaped Sequence of Electron Bunches with Linear Growth of Charge, *Problems of Atomic Science & Technology.* 2012, №4, pp. 128-130.
16. V.I. Maslov, I.N. Onishchenko, I.P. Yarovaya, Wake-field Excitation in Plasma by Sequence of Shaped Electron Bunches, *Problems of Atomic Science & Technology.* 2012, N6, pp. 161-163.
17. I.P. Levchuk, V.I. Maslov, I.N. Onishchenko, Transformer Ratio at Wakefield Excitation by Linearly Shaped Sequence of Short Relativistic Electron Bunches, *Problems of Atomic Science & Technology.* 2015, N6, pp. 37-41.
18. I.P. Levchuk, Maslov V.I., I.N. Onishchenko, Transformer Ratio at Wakefield Excitation in Dissipative Media by Sequence of Electron Bunches, *Problems of Atomic Science & Technology.* 2017, N6, pp. 43-46.
19. D.S. Bondar, I.P. Levchuk, V.I. Maslov, I.N. Onishchenko, Transformer Ratio Dependence on Bunch Length at Non-Linear Wakefield Excitation in Plasma by Electron Bunch with Gaussian Charge Distribution, *East Eur. J. Phys.* 2018, v. 5, N2, pp. 72-77.
20. K.V. Lotov, V.I. Maslov, I.N. Onishchenko et al., 2.5D simulation of plasma wakefield excitation by a nonresonant chain of relativistic electron bunches, *Problems of Atomic Science & Technology.* 2010, N2, pp. 122-124.
21. V. Lotov, V.I. Maslov, I.N. Onishchenko et al., To Plasma Wakefield Excitation by a Nonresonant Sequence of Relativistic Electron Bunches at Plasma Frequency above Bunch Repetition Frequency, *Problems of Atomic Science & Technology.* 2010, N6, pp. 114-116.
22. K.V. Lotov, V.I. Maslov, I.N. Onishchenko, Long Sequence of Relativistic Electron Bunches as a Driver in Wakefield Method of Charged Particles Acceleration in Plasma, *Problems of Atomic Science & Technology.* 2010, N6, pp. 103-107.
23. K.V. Lotov, V.I. Maslov, I.N. Onishchenko, I.P. Yarovaya, Mechanisms of Synchronization of Relativistic Electron Bunches at Wakefield Excitation in Plasma, *Problems of Atomic Science & Technology.* 2013, N4, pp. 73-76.
24. W. P. Leemans et al., Multi-GeV Electron Beams from Capillary-Discharge-Guided Subpetawatt Laser Pulses in the Self-Trapping Regime, *Phys. Rev. Lett.* 2014, v. 113, p. 245002.
25. Z. Huang, Y. Ding, C.B. Schroeder, Compact X-ray Free-Electron Laser from a Laser-Plasma Accelerator Using a Transverse-Gradient Undulator, *Phys. Rev. Lett.* 2012, v. 109, p. 204801.
26. S. Shiraishi et al., Laser red shifting based characterization of wakefield excitation in a laser-plasma accelerator, *Phys. Plas.* 2013, v. 20, p. 063103.
27. J. van Tilborg et al., Measurement of the laser-pulse group velocity in plasma waveguides, *Phys. Rev. E.* 2014, v. 89, p. 063103.
28. H.T. Kim et al., Enhancement of Electron Energy to the Multi-GeV Regime by a Dual-Stage Laser-Wakefield Accelerator Pumped by Petawatt Laser Pulses, *Phys. Rev. Lett.* 2013, v. 111, p. 165002. arXiv:1307.4159
29. C. Benedetti et al., Numerical investigation of electron self-injection in the nonlinear bubble regime, *Phys. Plasmas.* 2013, v. 20, p. 103108.

30. A.J.Gonsalves et al., Tunable laser plasma accelerator based on longitudinal density tailoring, *Nature Physics*. 2011, v. 7, pp. 862–866.
31. X.Wang et al., Quasi-monoenergetic laser-plasma acceleration of electrons to 2 GeV, *Nature Communications*. 2013, v. 4, p. 1988.
32. C.E. Clayton et al., Self-Guided Laser Wakefield Acceleration beyond 1 GeV Using Ionization-Induced Injection, *Phys. Rev. Lett.* 2010, v. 105, p. 105003.
33. A. Popp et al., All-Optical Steering of Laser-Wakefield-Accelerated Electron Beams, *Phys. Rev. Lett.* 2010, v. 105, p. 215001.
34. T.Tajima, J.M.Dawson, Laser Electron Accelerator, *Phys. Rev. Lett.* 43, 267 (1979).
35. X.M.Zhang, T.Tajima, D.Farinella, Y.M.Shin, G.Mourou, J.Wheeler, P.Taborek, P.S.Chen, B.F.Shen, X-ray Wakefield Acceleration and Betatron Radiation in Nanotubes, *Phys. Rev. AB* 19, 101004 (2016).
36. T.Tajima, K.Nakajima, G.Mourou, Laser Acceleration, *Rivista del Nuovo Cimento* 40, 33 (2017).
37. W.P.Leemans et al., GeV electron beams from a centimetre-scale accelerator, *Nature Physics*. 2006, v. 2, p. 696.
38. S.P.D.Mangles et al., *Nature*. 2004, v. 431, p. 535.
39. O.Lundh, C.Rechatin, J.Lim, V.Malka, J.Faure. Experimental Measurements of Electron-Bunch Trains in a Laser-Plasma Accelerator, *PRL*. 2013, v. 110, p. 065005.
40. S.Corde et al., Mapping X-Ray Emission Region in a Laser-Plasma Accelerator, *PRL*. 2011, v. 107, p. 215004. arXiv:1104.2451
41. G.Mourou et al., Single Cycle Thin Film Compressor Opening the Door to Zeptosecond-Exawatt Physics, *EPJ*. 2014. arXiv:1402.5676
42. T.Tajima, Laser Acceleration in Novel Media, *Eur. Phys. J. Spec. Top.* 2014, v. 223, pp. 1037–1044.
43. K.H.Pae, I.W.Choi, J.Leea, *Physics of Plasmas*. 2010, v. 17, p. 123104.
44. B.Hidding, T.Konigstein, J.Osterholz, et al., *Phys. Rev. Lett.* 2010, v. 104, p. 195002.
45. W.P. Leemans, A.J. Gonsalves, H.-S. Mao et al., *Phys. Rev. Lett.* 2014, v. 113, p. 245002.
46. V.I.Maslov, O.M.Svystun, I.N.Onishchenko et al., Dynamics of Electron Bunches at the Laser-Plasma Interaction in the Bubble Regime, *Nuclear Instruments and Methods in Physics Research A*. 2016, v. 829, pp. 422 – 425.
47. Maslov V.I., O.M.Svystun, I.N.Onishchenko et al., Joint Wakefield Acceleration by Laser Pulse and by Self-Injected Electron Bunches, *Problems of Atomic Science & Technology*. 2016, №6, pp. 144-147.
48. D.S.Bondar, I.P.Levchuk, V.I.Maslov, S.Nikonova, I.N.Onishchenko, Dynamics of Self-Injected Electron Bunches at their Acceleration by Laser Pulse in Plasma, *Problems of Atomic Science & Technology*. 2017, №6, pp. 76-79.
49. G.I. Dudnikova, T.V. Liseykina, V.Yu. Bychenkov, Parallel algorithms for numerical simulation of propagation of an electromagnetic radiation in plasma, *Comp. Techn.* 2005, v. 10, N1, p. 37.