

Impact of a colored vector resonance on the collider constraints for top-like top partner

Sayan Dasgupta^{a,*}, Santosh Kumar Rai^{b,†}, and Tirtha Sankar Ray^{c,‡}

^a*Centre for Theoretical Studies, Indian Institute of Technology Kharagpur, Kharagpur 721302, India,*

^b*Regional Centre for Accelerator-based Particle Physics, Harish-Chandra Research Institute, HBNI, Chhatnag Road, Jhusi, Prayagraj 211019, India,*

^c*Department of Physics, Indian Institute of Technology Kharagpur, Kharagpur 721302, India*

In this work we reappraise the collider constraints from leptonic final states on the vectorlike colored top partners taking into account the impact of exotic colored vector resonances. These colored states are intrinsic to a broad class of models that employ a strongly interacting sector to drive electroweak symmetry breaking. We translate the recent results in the *monolepton + jets* channel as reported by CMS with an integrated luminosity of 35.8 fb^{-1} , and *dilepton + jets* and *trilepton + jets* channels as reported by ATLAS with an integrated luminosity of 36.1 fb^{-1} to constrain the parameter space of these class of models. We also comment on the impact and modification of the derived constraints due to the expected fatness of the colored vector resonance, when accounted for beyond the narrow-width approximation by simulating the full one-particle irreducible resummed propagator.

I. INTRODUCTION

The Large Hadron Collider (LHC) experiment is mandated to search for new physics beyond the Standard Model (SM) at the energy frontier. These discoveries are primarily expected to precipitate through unearthing of exotic states. In this hunt for exotics the colored vector gauge bosons and colored vectorlike fermions are low lying fruits. While they have large production cross section owing to their colored charges, they conveniently can be made consistent with electroweak observables measured at the Z-pole at the Large Electron-Positron (LEP) collider experiment [1]. This may be contrasted with any extra chiral fermion generation which is heavily constrained by the electroweak observables. These states naturally arise in a class of well-motivated extensions of the SM-like extra-dimensional scenarios [2] and composite Higgs framework where the Higgs is identified with a pseudo Nambu-Goldstone boson (pNGB) of the strong sector [3]. In situations where the colored vectorlike fermions participate in stabilizing the Higgs sector against quadratic sensitivity to the UV, they are usually labeled as top partners [4, 5]. A huge cache of literature has built up regarding the phenomenology of the top partners [6–35]. In principle the color triplet top partners can be in any representation of the weak gauge group but only certain combinations can mix with the SM top in the presence of the SM Higgs doublet. In the context of stabilizing the Higgs sector the relevant representations are the so-called top-like multiplets that have at-least one state with quantum numbers identical to the top that enables linear mixing between the top and the top partner. Focusing on the smaller representations, it is easy to see that the

singlet and triplet top like multiplets will lead to stronger mixing with the SM top doublet, leading to stronger constraints from the electroweak observables [1]. In this paper we will instead focus on the top-like top partner that is part of a doublet and primarily mixes with the SM top right.

We will consider the impact of any accompanying colored vector resonances on the constraints on the top partners from collider searches at LHC extending the study done in Refs. [36, 37]. While our phenomenological model remains agnostic to the specific UV realization, a large class of models including the extra-dimensional models and composite Higgs framework lead to scenarios that simultaneously have a top partner and heavy colored vector resonances [38]. An interesting facet of these models is the possibility of these exotic states being broad resonances. Typically a state whose decay width is a sizable proportion ($> 20\%$) of its mass is considered a broad resonance and the narrow width description starts to fail in maintaining gauge invariance. The large decay width can either be a consequence of large proliferation of the possible decay channels or a large nonperturbative coupling. In this paper we will assume that the colored vector resonance, the so-called gluon partner, has a strong coupling with the top partner, inheriting this from a strongly interacting sector they belong to. This can be considered a pared down version of strongly interacting models of electroweak symmetry breaking, like the composite Higgs framework where the Higgs is a pNGB that couples to SM fermions through partial compositeness [3].

We reappraise the present status of the top-like top partners, that is, the vectorlike fermions having the same quantum numbers as the SM top, in the light of the Run-2 results from LHC. In this context we recast the constraints on the parameter space of these scenarios from the searches for exotics in the leptonic final states at ATLAS and CMS. We systematically translate the relevant and most recent bounds from CMS monolepton study [39] and ATLAS dilepton and trilepton [40]

*sayandg05@gmail.com

†skrai@hri.res.in

‡tirthasankar.ray@gmail.com

searches made in the context of vectorlike quarks. We show that the exclusion limit on the top partners is moderately altered due to the presence of the gluon partners. Additionally, the large width effect of the gluon partner is considerable and reconstructing the full one-particle irreducible (1PI) propagator for the *fat* vector boson is quantitatively significant in most regions of the parameter space of interest. We have compared the results obtained within the narrow width approximation to the ones obtained by simulating the full 1PI resummed propagator to demonstrate this.

The rest of the paper is organized as follows. In Section II we introduce the phenomenological Lagrangian for the top partner and the gluon partner. In Section III we discuss the impact of the large width of the vector resonance. In Section IV we systematically translate the constraints on the parameter space of the model from LHC studies in leptonic final states before concluding.

II. MODEL LAGRANGIAN

In this section we introduce the phenomenological Lagrangian involving the *top-like* top partner and a colored

vector boson. We extend the SM with a new vectorlike colored fermion $\Psi(3, 2, 7/6) = \{X, U\}$ with mass M and a colored vector boson (the gluon partner) ρ_μ , having mass M_ρ and a large width Γ_ρ . A possible origin of such a spectrum in the context of a bottom-up composite Higgs framework is briefly sketched in Appendix A. Concentrating on the SM third generation, the new state U will mix with the right-handed top that is assumed to be a member of a separate strongly interacting sector along with the exotic X and ρ_μ . The Lagrangian after electroweak symmetry breaking can be parameterized as shown in Equation 2 [41], where, $q_L = \{\tilde{t}_L, b_L\}^T$ and two singlets \tilde{t}_R and b_R , are the usual third generation SM quarks in the gauge basis. The mixing between U_L and \tilde{t}_R is assumed to originate from an underlying Yukawa coupling in the strongly interacting sector. The covariant derivatives beside containing the usual SM gauge interactions of the colored fermions, include the coupling to the massive colored vector boson ρ_μ , given by

$$D \supset -ig_i \rho \quad (1)$$

where $g_i = g_*$, for the strong sector resonances viz. \tilde{t}_R and U , while $g_i = -g_s^2/g_*$ for the elementary states.

$$\mathcal{L}_{eff} \supset i\bar{\Psi} D \Psi + i\bar{q}_L D q_L + i\bar{\tilde{t}}_R D \tilde{t}_R + \bar{b}_R D b_R + \frac{1}{2} M_\rho^2 \rho^\mu \rho_\mu - [\bar{\tilde{m}}_t \tilde{t}_L \tilde{t}_R + m_{mix} \bar{U}_L \tilde{t}_R + M \bar{U}_L U_R + h.c.], \quad (2)$$

The latter is a special choice adopted assuming a 5d gauge-Higgs UV completion of these models [38]. In the mass basis the mass terms can be written as,

$$\mathcal{L}_{mass} = -m_t \bar{t}_L t_R - m_{t'} \bar{t}'_L t'_R + h.c. \quad (3)$$

where t represents the SM top and t' is the heavier top-like top partner. The corresponding rotation matrices can be schematically written as

$$\begin{pmatrix} t_L \\ t'_L \\ t_R \\ t'_R \end{pmatrix} = \begin{pmatrix} U_{\theta_L} & 0 \\ 0 & U_{-\theta_R} \end{pmatrix} \begin{pmatrix} \tilde{t}_L \\ U_L \\ \tilde{t}_R \\ U_R \end{pmatrix} \quad (4)$$

where U_{θ_i} are the 2D rotation matrices. The parameters and the mixing angles are correlated as

$$\sin \theta_R = \frac{M m_{mix}}{\sqrt{(M^2 - m_t^2)^2 + M^2 m_{mix}^2}} = \frac{M}{m_{t'}} \sin \theta_L \quad (5)$$

$$\text{where, } M^2 = \frac{m_{t'}^2 + \sin^2 \theta_R m_t^2 (m_{t'}^2 - m_t^2)}{1 + \sin^2 \theta_R (m_{t'}^2 - m_t^2)}$$

The couplings of ρ_μ (in the mass basis) with the top

and top partner can be read out from Equations 2-5,

$$\begin{aligned} \mathcal{L}_{\rho t t'} = & (g_* \sin^2 \theta_L - \frac{g_s^2}{g_*} \cos^2 \theta_L) \bar{t}_L \not{\rho} t_L \\ & + (g_* \cos^2 \theta_L - \frac{g_s^2}{g_*} \sin^2 \theta_L) \bar{t}'_L \not{\rho} t'_L \\ & - \frac{\cos \theta_L \sin \theta_L}{g_*} (g_s^2 + g_*^2) (\bar{t}'_L \not{\rho} t_L + \bar{t}_L \not{\rho} t'_L) \\ & + g_* (\bar{t}_R \not{\rho} t_R + \bar{t}'_R \not{\rho} t'_R). \end{aligned} \quad (6)$$

This effective framework has $m_{t'}$, θ_R , g_* and M_ρ as the free parameters of the model. However to keep the discussion tractable we will consider a benchmark scenario where g_*/g_s will be set at 6 [42] which is in good agreement with large-N calculations in the strongly interacting holographic dual theory of a pNGB composite Higgs model [38].

At the LHC the top partner t' is pair produced through the gluon or through the massive gluon partner (ρ_μ). Once they are produced they will dominantly decay to SM states through the channels: Ht , Zt and Wb . The branching ratios of t' at $m_{t'} \sim 1$ TeV in the main decay channels are given by: $\text{BR}(t' \rightarrow Ht) = 0.56$, $\text{BR}(t' \rightarrow Zt) = 0.42$ and $\text{BR}(t' \rightarrow Wb) = 0.02$ [41]. The reduced branching ratio to the Wb is a consequence

of the exotic state U primarily mixing with the $SU(2)_L$ singlet state \widetilde{t}_R . Here we assume that there are no significant exotic decays of the top partners [43]. Here and for the rest of this paper we set $\sin \theta_R = 0.1$ which is a conservative choice keeping the framework relatively insulated from the electroweak precision constraints [41]. The choice of the strong sector coupling g_* and the mixing angle $\sin \theta_R$ forms a benchmark scenario that will be utilized in all the phenomenological studies that follow.

III. BEYOND THE BREIT-WIGNER

In the parameter space of interest the total decay width of ρ_μ (Γ_ρ) consistently remains above 20% of its mass (M_ρ) for the choice of g_* , where the decay to a pair of top partner is kinematically possible. In this region, the Breit-Wigner (BW) approximation may not be a good approximation and starts to fail. The usual gauge invariant approach to handle broad resonances is the complex mass scheme [44]; however, for massive vector resonances there is no gauge invariance issue with large decay width and basically maps into the usual narrow width results with the appropriate enlarged value of the decay width in the usual BW propagator. However careful analysis should include the impact of the large width by utilizing the full 1PI propagator in computations of the cross section. To systematically handle this we recalculate the top partner production cross section using the full 1PI resummed propagator for the ρ_μ [36]. The pure ρ_μ contribution to the $t't'$ production cross section is

$$\sigma_\rho^{\text{fat}} = 2 \int_0^1 d\tau \widehat{\sigma}(S^{\text{had}}_\tau)_{\text{fat}} \int_\tau^1 \frac{dx}{x} \sum_q f_q(x) f_{\bar{q}}\left(\frac{\tau}{x}\right) \quad (7)$$

where S^{had} is the hadronic center of momentum energy, $\widehat{\sigma}$ is the partonic cross section and the functions $f_{q/\bar{q}}$ are parton density functions. For the pair production of t' through an s -channel ρ_μ exchange at LHC (including the full 1PI resummed propagator for the ρ_μ), the partonic cross section is

$$\widehat{\sigma}(\widehat{s})^{\text{fat}} = \frac{g_{\text{prod}}^2 g_{\text{dec}}^2}{27\pi \widehat{s}} \sum_\chi \frac{\sqrt{\widehat{s}(\widehat{s} - 4m_\chi^2)}}{(\widehat{s} - M_\rho^2)^2 + (Im[M^2(\widehat{s})])^2} \quad (8)$$

$$\times (\widehat{s} + 2m_\chi^2), \quad \chi = t, t'$$

The imaginary part of $M^2(\widehat{s})$ in the above expression represents the contribution from one loop corrections to the ρ_μ propagator. Since in the model t_R is assumed to be a state in the strong sector, both t and t' will contribute in the loop and the relevant expression is given by

$$Im[M^2(\widehat{s})] = -\frac{g_{\text{dec}}^2}{12\pi\sqrt{\widehat{s}}} \theta(\sqrt{\widehat{s}} - 2m_\chi) \sqrt{\widehat{s} - 4m_\chi^2} (\widehat{s} - m_\chi^2) \quad (9)$$

$m_{t'}$	M_ρ	g_*	$\sin \theta_R$
0.5-1.5 TeV	1.5-4.0 TeV	7.317	0.1

TABLE I: Values of free parameters of the model used in the analysis.

The difference in σ_ρ ($pp \rightarrow \rho \rightarrow t't'$ cross section) obtained from Breit-Wigner approximation ($\sigma_\rho^{\text{narrow}}$) and by calculating the full 1PI resummed propagator is visible from the plots displayed in Figure 1. In this work we have implemented the full 1PI resummed propagator for the fat resonances as defined in Equations 8 and 9 into **MadGraph5** to simulate the impact of arbitrary virtualness of such resonances in collider studies. This is in contrast with previous studies [36] where the impact of the 1PI loop was considered by modifying the cross section. This approach neglects the impact of interference and misses the impact of fatness on the final state kinematic shapes which can potentially modify the efficiencies. The cross section modulation factor \mathcal{F} is defined as

$$\mathcal{F} = \frac{|\sigma_\rho^{\text{fat}} - \sigma_\rho^{\text{narrow}}|}{\sigma_\rho^{\text{fat}}} \quad (10)$$

This has been plotted in the parameter space of interest in Figure 2. From the plot one can easily read off that the departure of the two cross sections peaks around the resonance ($M_\rho = 2m_{t'}$) and in most of the parameter space of interest it stays low ($<10\%$).

IV. LHC CONSTRAINTS

The effective framework described in Section II has been simulated by writing a model file in **Feynrules 2.0** [45] and a **UFO** file was generated. The values of the free parameters used in the analysis have been summarized in Table I. This was imported in **MadGraph5** [46] and pair production events of the top partner t' were generated. Events were parton-showered using **Pythia8** [47], jet-clustered using **FastJet** [48] and passed through detector simulation using **Delphes-3** [49]. Note that *object reconstructions* have been done using the default cards available in **Delphes**, modified where necessary. Four different LHC searches were used to constraint the model *viz.*, monolepton + jets [39], dilepton + jets + large-R jets (1 large jet and ≥ 2 large jets) [40], and trilepton + jets [40]. The recast for each was written in **MadAnalysis5** [50] and the efficiencies were obtained. To obtain the 95% exclusion we used the following generic template

$$\sigma(m_{t'}, \sin \theta_R, M_\rho) \times \epsilon \times \mathcal{L} \leq N_{\text{signal}} \quad (11)$$

where ϵ is the efficiency obtained by applying the cuts on the generated signal events, \mathcal{L} is the integrated lu-

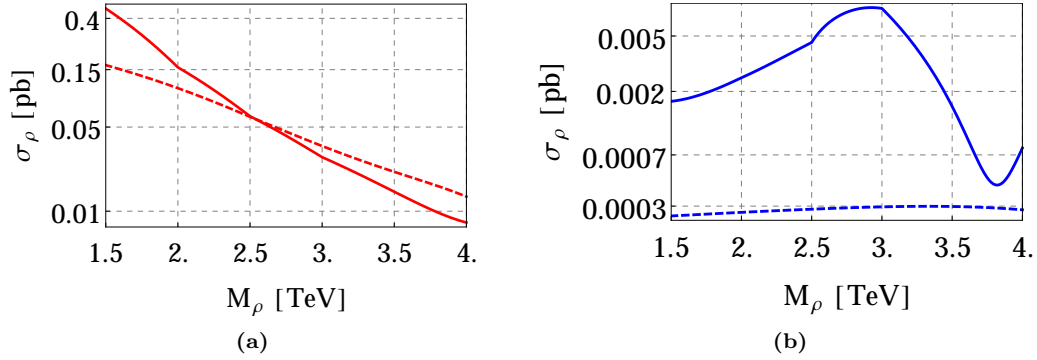


FIG. 1: σ_ρ obtained from Breit-Wigner approximation (solid) and by calculating the full 1PI resummed propagator (dashed) for (a) $m_{t'}=0.5$ TeV and (b) $m_{t'}=1.5$ TeV.

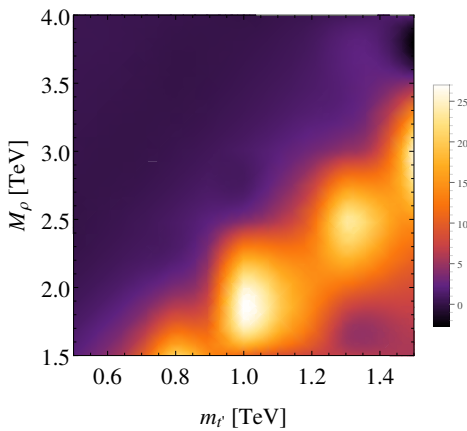


FIG. 2: Density plot depicting the impact of fatness correction (\mathcal{F} as defined in Equation 10) in the parameter space of interest.

minosity at which the LHC analyses were reported and N_{signal} is the 95% exclusion bound on the total number of simulated events presented in the analysis and σ is pair production cross section of t' obtained from **MadGraph5** multiplied by the corresponding $K \sim 1.4$ obtained from **Top++2.0** [51] at next-to-leading order. These are conservative choices which are in consonance with the estimates for the relevant K -factor quoted in Ref. [52] and [53] for SM $t\bar{t}$ and Kaluza-Klein (KK) gluon mediated $t\bar{t}$ production at LHC. Since we have included the contribution from fatness of ρ by modifying the propagator inside **MadGraph5**, we did not have to neglect the contribution to cross section from the interference of the production processes of $t'\bar{t}'$ through ρ and QCD which in some regions of the parameter space of interest can be quite large as visible in Figure 7b. Further, we do not make any simplifying assumption regarding the branching ratios of t' and we keep all decay channels as mentioned in Section II.

Additional bounds on ρ_μ from direct searches for KK-gluon, through $t\bar{t}$ -production in multileptonic and hadronic channels by CMS [54] have been translated to

the parameter space of the model. For this we simply translate the bound on the cross section without recasting the experimental search. However we have taken care of the mass dependent decay branching ratios of the gluon partner.

In the rest of this section we systematically study the constraints on the benchmark model parameter space from various channels having leptonic final states. It is worth pointing out here that the total decay width of ρ is a fast growing quantity and quickly rises close to the mass value of the field itself. In such a scenario, providing a particle interpretation with on-shell production of such a state may not be feasible. Therefore, to study the effect of fatness and without a prejudice on how fat it becomes, we have kept the width of ρ far greater than 20% while avoiding a particlelike interpretation for this state and simply consider its role as a quantum field.

A. Monolepton+jets

In this section we summarize the constraints on the parameter space of our benchmark model based on the CMS l+jets study with an integrated luminosity of 35.8 fb^{-1} for the muon channel and with an integrated luminosity of 35.6 fb^{-1} for the electron channel [39]. The CMS analysis considers the decay of the top partner vectorlike quark (VLQ) in the bW mode only. Unlike signal production for the other analyses presented in this paper, for this case we force the top partner to decay to W and b in the event generation level. We thus neglect the contribution to the final signal topology from other decay modes which are supposed to be largely suppressed. The similar simulated signal process in our model is shown in Figure 3a. The search focuses on two W -bosons and two b-jets one of which decays leptonically giving rise to a single lepton and the other decays hadronically. The dominant background (SM) subprocesses which contribute to the same signal channel are $t\bar{t}$, W +jets and single top production. Preselection requires all events to have missing p_T greater than 30 GeV. Charged leptons (electron

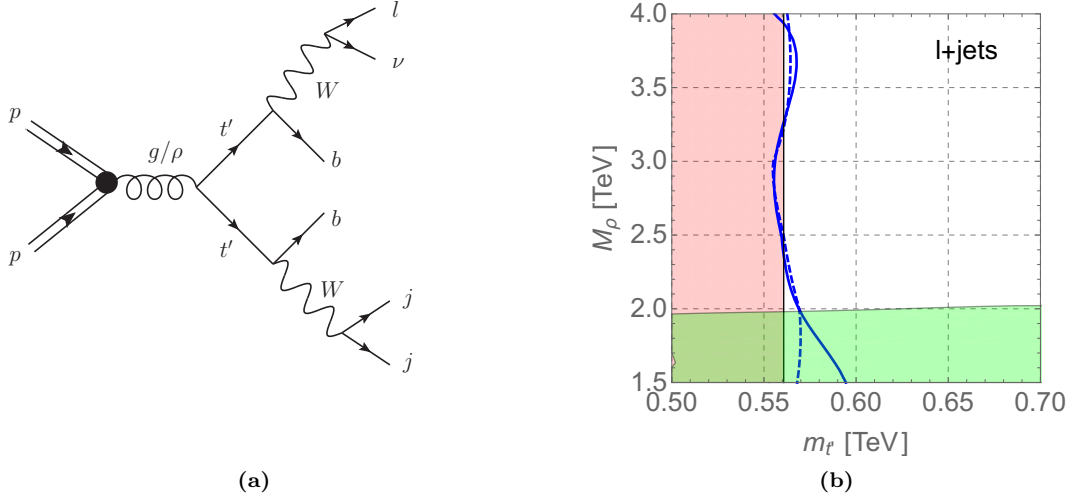


FIG. 3: (a) Feynman diagram and (b) 95% C.L. exclusion contours from the monolepton channel on the (m'_t, M_ρ) plane. In (b) solid blue line is the plot for NWA, dashed blue line represents the plot for fat-width correction, the red excluded region corresponds to the QCD production of the top partner, and the green region is the 95% C.L. exclusion region from KK-gluon search. The regions to the left of the contours are excluded.

or muon) were required to have a minimum p_T of 55 GeV and a maximum absolute pseudorapidity ($|\eta|$) of 2.4. Jets reconstructed using anti- k_T algorithm and having a minimum p_T of 30 GeV and a maximum $|\eta|$ of 2.4 were collected. Out of these the jets too close to the charged lepton ($\Delta R(jet, l) < 0.4$) were removed. At least four jets were required after this removal. The first and second highest p_T jets were required to have minimum p_T of 100 and 70 GeV respectively. Note that the collaboration separately presented their results in the electron and muon channels and provided a combined bound on the top partner mass. We separately simulated the efficiencies in the electron and the muon channels and obtained the combined events for each point in the simulated parameter space. This was compared with the 95% uncertainty in the simulated background events presented in [39] obtained by adding in quadrature the individual uncertainties in the electron and muon channels. The cuts applied to mimic the signal region of [39] are described below.

- All events were required to have exactly one charged lepton (electron or muon) and four jets which have been clustered using anti- k_T algorithm with a radius parameter 0.4. Of the four jets, two were required to be b-jets arising from t' decays. We named the one accompanying the W boson which decays leptonically b_l and the one accompanying the W boson which decays hadronically b_h . The remaining two jets were named j_1 and j_2 according to their p_T .

- The b_h , b_l , j_1 and j_2 jets were required to have p_T greater than 200, 100, 100 and 30 GeV respectively.
- A variable S_T was defined as the scalar sum of missing p_T , p_T of the signal lepton and p_T of the four jets. All signal events were required to have S_T greater than 1 TeV.
- A similar variable S_L was defined as the scalar sum of the reconstructed longitudinal component of the neutrino momenta and the longitudinal component of the signal lepton and jets momenta. All events were required to have S_L/S_T less than 1.5.
- The invariant mass of j_1 and j_2 were required to be in the range 60-100 GeV to ensure that they decayed from a W boson.
- The invariant mass of the signal lepton, neutrino and b_l , and j_1 , j_2 and b_h were required to be matched with a 60% accuracy to ensure that these two sets of objects originated from decaying t' .

To validate the recast code of this search written in **MadAnalysis5** we have generated SM $t\bar{t} + jets$ and $t\bar{t} + V$ (where V is either W or Z) events and matched the event numbers with those given in Table 1 of Ref. [39] with an average accuracy of 20%. Also signal efficiencies for three values of $m_{t'}$ were matched with those reported in Table 2 of [39]. The 95% C.L. exclusion contour from this analysis is shown in Figure 3b. As can be seen from the plot, the constraints on $m_{t'}$ become more severe than

the QCD limit (shaded red) for $M_\rho < 2.0$ TeV, most of which is excluded from the direct limit on M_ρ from the KK-gluon search (shaded green). Significant improvement from the QCD limit which is allowed can be seen around $M_\rho=1.5$ TeV. The effect of fatness reduces the impact of ρ_μ . Due to low branching ratio of $t' > bW$ in our model (falls off from 0.23 at $m_{t'}=0.5$ TeV to 0.01 at $m_{t'}=1.5$ TeV.), this search provides highly subdominant bounds compared to the other searches that we describe below. Note that the direct bound on M_ρ from the KK-gluon search saturates to ~ 2.0 TeV for smaller values $m_{t'}$ in the region of interest.

B. Multilepton+jets

In this section we summarize the constraints on the parameter space of our benchmark model from ATLAS 2l+jets and 3l+jets studies with an integrated luminosity of 36.1 fb^{-1} [40] at $\sqrt{s} = 13$ TeV. The ATLAS Collaboration has looked at the production of vectorlike quarks through the standard strongly interacting production channel and has put limits on their mass by looking at leptonic final states characterized by the presence of a reconstructed high p_T Z boson along with b -tagged jets. This closely resembles the final states desired in our study. Although the ATLAS study considers both single and pair production of the VLQs and construct nearly five different combinations of the signal region (SR) for their study of third generation partners of VLQ, we shall only focus on the signal regions which characterize our top-like partner pair production. Thus we choose only those relevant parts of the analysis which are likely to produce the maximum sensitivity to our signal analysis and reinterpret the results typical to the given choice. In all three analyses mentioned below charged leptons were required to have a minimum p_T of 28 GeV. Electrons and muons were required to have maximum $|\eta|$ of 2.47 and 2.5 respectively. Small-R jets were required to have maximum $|\eta|$ of 4.5. Out of these the ones with $|\eta|$ less than 2.5 were required to have p_T greater than 25 GeV and the ones with $|\eta|$ greater than 2.5 were required to have p_T greater than 35 GeV. Large-R jets needed for the dilepton analyses were required to have a maximum $|\eta|$ of 2.0 and minimum mass and p_T of 50 and 200 GeV respectively. These were constructed by combining the four momenta of small-R jets which were within a radius 1.0 having invariant mass greater than 50 GeV and combined p_T greater than 200 GeV.

1. Dilepton+1J+jets

The simulated process for the signal in our model is depicted in Figure 4a. The dominant SM background subprocesses which contribute to the 2l+1J+jets channel are Z +jets, $t\bar{t}$ and single top production.

Note that both the dilepton and trilepton signals have a few preselection conditions common for the final states

in the signal regions. Preselection requires that the final states have a Z boson candidate which decays to a same flavor opposite sign lepton pair, such that the invariant mass of the dilepton must always be less than 400 GeV. Thus the final state event must have at least two charged leptons of same flavor and events with $M_{l+l-} > 400$ GeV are rejected. Note that this dilepton study by ATLAS divides the SR into several different categories where the number of large R-jets play a crucial role. The two signal regions (0-large-R jet SR and 1-large-R jet SR)¹ described in Table 3 of Ref. [40] in principle characterize the signal in our case and we choose the latter (which gives a better signal-to-background ratio) for our dilepton+1J analysis since the signal topology explored here is expected to have one large-R jet as evident from Figure 4a. The other signal region provides a subdominant contribution to the constraints on our parameter space and hence we choose to neglect it. Following the above-mentioned signal region, we list the relevant kinematic selections on the final state events for our analysis:

- All events were required to have exactly two oppositely charged same flavored leptons (electrons or muons) with p_T greater than 28 GeV. Out of these the lepton pair decaying from the Z boson was identified as the one with invariant mass closest to the Z boson mass.
- The invariant mass of the same flavor charged lepton pair was required to be within 10 GeV of the Z boson mass.
- The transverse momentum of the charged lepton pair ($p_{T_{l+l-}}$) was required to be greater than 250 GeV. This is to exploit the high p_T feature of the Z boson which comes from the decay of the heavy top partner.
- All events were required to have at least two small-R jets which were clustered using anti- k_T algorithm with a radius parameter 0.4 and had p_T greater than 25 GeV. At least two of them were required to be b -tagged which help in suppressing the SM background coming from Z +jets.
- All events were required to have exactly one large-R jet.
- A variable H_T was defined as the scalar sum of the p_T of all small-R jets and was required to be greater than 800 GeV.

To validate the recast code of this search written in **MadAnalysis5** we have generated SM Z +jets and $t\bar{t}$ events and matched the cross section times efficiency

¹ Small-R jets are reconstructed using **Fastjet** with the anti- k_t algorithm with the radius parameter 0.4. Large-R jets were constructed by combining small-R jets within a radius 1.0.

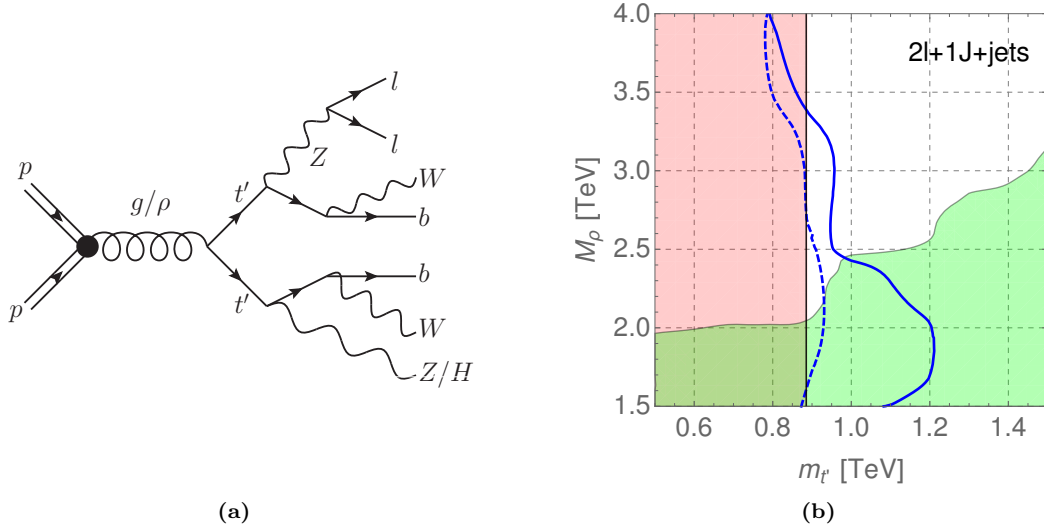


FIG. 4: (a) Feynman diagram and (b) 95% C.L. exclusion contours from the dilepton channel on the (m'_t, M_ρ) plane. In (b) solid blue line is the plot for NWA, dashed blue line represents the plot for fat-width correction, the red excluded region corresponds to the QCD production of the top partner, and the green region is the 95% C.L. exclusion region from KK-gluon search. The regions to the left of the contours are excluded.

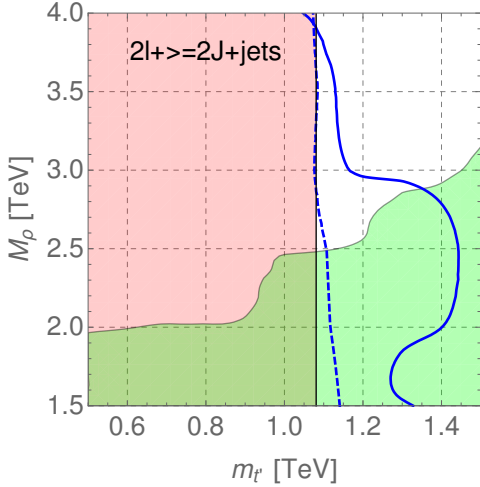


FIG. 5: 95% C.L. exclusion contours from the dilepton + $\geq 2J$ channel on the (m'_t, M_ρ) plane. Solid blue line is the plot for NWA, dashed blue line represents the plot for fat-width correction, the red excluded region corresponds to the QCD production of the top partner, and the green region is the 95% C.L. exclusion region from KK-gluon search. The regions to the left of the contours are excluded.

times integrated luminosity with those given in Table 9 (1 large-R jet SR column) of Ref. [40] within 10% accuracy. The 95% C.L. exclusion contour from this analysis

is shown in Figure 4b. As can be seen from the plot, the constraints on $m_{t'}$ become more severe than the QCD limit (shaded red) for $M_\rho < 2.5$ TeV, most of which is excluded from the direct limit on M_ρ from the KK-gluon search (shaded green). Significant improvement from the QCD limit which is allowed can be seen around $M_\rho = 2$ TeV. The fatness of ρ reduces its impact on the bound on $m_{t'}$.

2. Dilepton + $\geq 2J$ + jets

The simulated process for the signal in our model is depicted in Figure 4a. The dominant SM background subprocesses which contribute to the $2l + \geq 2J + \text{jets}$ channel are $Z + \text{jets}$, $t\bar{t}$ and $t\bar{t} + X$ where X is any massive gauge boson or the Higgs. The preselection cuts are exactly the same as those mentioned in the previous subsection. The relevant kinematic selections on the final state events for this analysis are as follows:

- All events were required to have exactly two oppositely charged same flavored leptons (electrons or muons) with p_T greater than 28 GeV. Out of these the lepton pair decaying from the Z boson was identified as the one with invariant mass closest to the Z boson mass.
- The invariant mass of the same flavor charged lepton pair was required to be within 10 GeV of the Z boson mass.

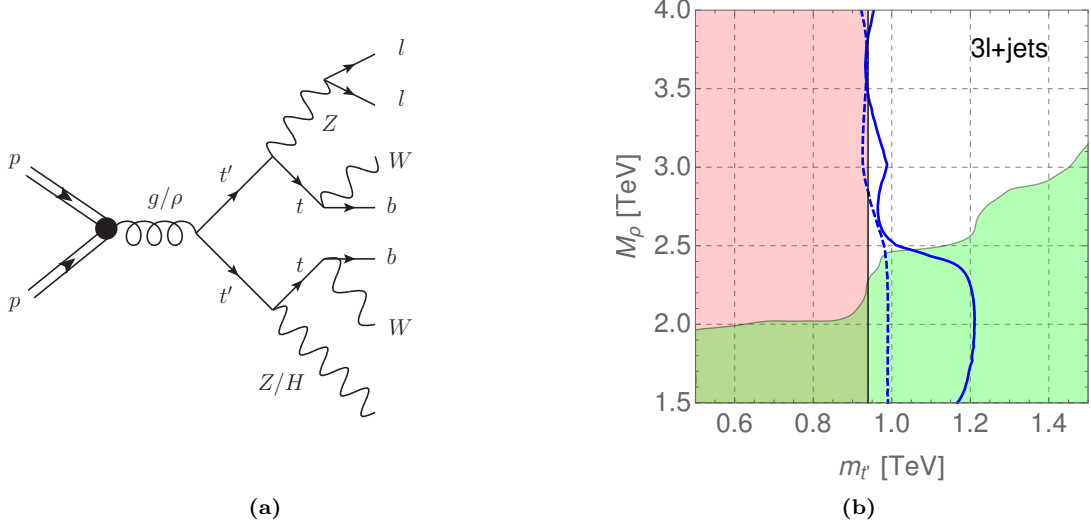


FIG. 6: (a) Feynman diagram and (b) 95% C.L. exclusion contours from the trilepton channel on the (m'_t, M_ρ) plane. In (b) solid blue line is the plot for NWA, dashed blue line represents the plot for fat-width correction, the red excluded region corresponds to the QCD production of the top partner, and the green region is the 95% C.L. exclusion region from KK-gluon search. The regions to the left of the contours are excluded.

- The transverse momentum of the charged lepton pair ($p_{T_{l+l-}}$) was required to be greater than 250 GeV. This is to exploit the high p_T feature of the Z boson which comes from the decay of the heavy top partner.
- All events were required to have at least two small-R jets which were clustered using anti- k_T algorithm with a radius parameter 0.4 and had p_T greater than 25 GeV. At least two of them were required to be b -tagged which help in suppressing the SM background coming from Z +jets.
- All events were required to have at least two large-R jets.
- A variable H_T was defined as the scalar sum of the p_T of all small-R jets and was required to be greater than 1150 GeV.

To validate the recast code of this search written in **MadAnalysis5** we have generated SM $t\bar{t}$ and $t\bar{t}+X$ events and matched the cross section times efficiency times integrated luminosity with those given in Table 11 of Ref. [40] within 10% accuracy. The 95% C.L. exclusion contour from this analysis is shown in Figure 5. As can be seen from the plot, the constraints on $m_{t'}$ become more severe than the QCD limit (shaded red) for $M_\rho < 3$ TeV. Part of this region is excluded from the direct limit on M_ρ from the KK-gluon search (shaded green). Inclusion of the 1PI propagator significantly modulates the contribution of the ρ on the bound on $m_{t'}$ as can be seen

by comparing the dashed (1PI propagator) and the solid (narrow-width) blue contours.

3. Trilepton+jets

In this section we summarize the constraints on the parameter space of our benchmark model from ATLAS 3l+jets study [40]. The simulated process for the signal in our model is depicted in Figure 6a. The dominant SM background subprocesses in this case are diboson production, Z +jets and $t\bar{t}$.

Unlike the case of the dilepton channel, this final state is analyzed without a large R-jet and an additional charged lepton is present in the final state. Besides the preselection of an oppositely charged same flavor lepton pair coming from the Z boson, an additional charged lepton is required in the final state. The cuts applied to mimic the ATLAS trilepton search [40] are described below.

- All events were required to have at least three charged leptons (electron or muon) satisfying the preselection requirements on their minimum p_T requirement of 28 GeV. Of these, a same flavor oppositely charged lepton pair was identified as the one coming from the decay of the Z boson by requiring that the pair has an invariant mass closest to the Z boson mass.
- As before, the invariant mass of the same flavor charged lepton pair was required to be within 10

GeV of the Z boson mass.

- The $p_{T_{l+l-}}$ of the charged lepton pair satisfying the Z boson mass window condition was required to be greater than 200 GeV.
- Events were required to have at least two jets clustered using anti- k_T algorithm with a radius parameter 0.4 and having p_T greater than 25 GeV. At least one of them was required to be b -tagged.

To validate the recast code of this search written in **MadAnalysis5** we have generated SM diboson and Z +jets events and matched the cross section times efficiency times integrated luminosity with those given in Table 13 (SR column) of Ref. [40] within 10% accuracy. The 95% C.L. exclusion contour from this analysis is shown in Figure 6b. As can be seen from the plot, the constraints on $m_{t'}$ become more severe than the QCD limit (shaded red) for $M_\rho < 2.5$ TeV, most of which is excluded from the direct limit on M_ρ from the KK-gluon search (shaded green). The bound on $m_{t'}$ shifts more towards the QCD limit when ρ is considered fat.

C. Future projection

LHC in its Run III is expected to reach an integrated luminosity of 300 fb^{-1} by the year 2023 before the third long shutdown. We present the reach of these searches with the projected integrated luminosity for 300 fb^{-1} . A simplistic approach has been followed by scaling up the integrated luminosity keeping the cross section and efficiency unchanged. This is a very optimistic prediction as with increasing integrated luminosity, the increased pileup is expected to drop the efficiency which we do not take into account. A combination plot which shows the disallowed region from all the present searches at 13 TeV described before and the 300 fb^{-1} integrated luminosity projections of the dilepton searches are presented in Figure 7a. The projection of the trilepton search was subdominant and beyond the parameter space presented in Figure 7a. The projection of the monolepton search falls within the total current bound and thus we chose to omit it. The projections indicate significant enhancement of the bounds on the M_ρ – $m_{t'}$ parameter space with increased integrated luminosity. We define interference \mathcal{I} as

$$\mathcal{I} = \frac{|\sigma - (\sigma_\rho + \sigma_{QCD})|}{\sigma} \times 100 \quad (12)$$

where σ is the $pp \rightarrow t't'$ cross section. To demonstrate the impact of interference we present a density plot of \mathcal{I} overlaid with the exclusion bounds in Figure 7b. In the entire region of parameter space \mathcal{I} can be as large as 40%.

V. CONCLUSION

In this paper we have revisited the constraints on the charge 2/3, top-like, top partner (t') from the direct searches at LHC run 2 in the relatively clean lepton(s) + jets final states. We study the impact on top partner searches from a massive colored vector boson resonance (ρ_μ), the so-called gluon partner, which is generic along with the top partners in a wide class of models where electroweak symmetry breaking is driven by strong dynamics. We demonstrate how these constraints are modified if the ρ_μ is a broad resonance. We recast the monolepton+jets (CMS), dilepton+jets and trilepton+jets (ATLAS) searches to put constraints on the parameter space of the model. Previous approaches to check the effect of fatness have rescaled the cross section keeping the signal efficiencies intact thus assuming that the final state kinematic shapes remain unaffected due to fatness. We have taken the effect of fatness in kinematic shapes into account by replacing the Breit-Wigner form of the ρ_μ propagator with its full 1PI resummed form in the event generation level. This also allows us to incorporate the impact of interference which is demonstrably significant in certain regions of parameter space. As can be seen from the resulting plots, the dilepton channel requiring at least two large- R jets provides the strongest bound on our parameter space and excludes $m_{t'}$ up to 1.15 TeV for $M_\rho=1.5$ TeV when done using the proper 1PI propagator. The presence of ρ with the proper 1PI propagator increases the bound on $m_{t'}$ by up to 9%. Significantly, implementation of the 1PI propagator reduces the over-estimated NWA bound by up to 24% in certain regions of the parameter space. For values of M_ρ greater than 2.5 TeV, the contribution from the ρ_μ mediated process decouples and the constraints essentially reduce to the limits obtained assuming pure QCD production of the top partners.

Acknowledgements: We thank Avik Banerjee and Benjamin Fuks for useful comments on our work. S.D. acknowledges MHRD, Govt. of India for the research fellowship. The work of T.S.R. is partially supported by the Department of Science and Technology, Government of India, under the Grant Agreement No. ECR/2018/002192 (Early Career Research Award). S.K.R. acknowledges financial support from the Department of Atomic Energy, Government of India, for the Regional Centre for Accelerator-based Particle Physics (RECAPP), Harish-Chandra Research Institute. T.S.R. would like to express a special thanks to the Mainz Institute for Theoretical Physics (MITP) of the Cluster of Excellence PRISMA+ (Project ID 39083149) for its hospitality and support.

Appendix A: Composite Higgs Effective Framework

While the Lagrangian for the top partner and gluon partner given in Equation 2 is phenomenological it

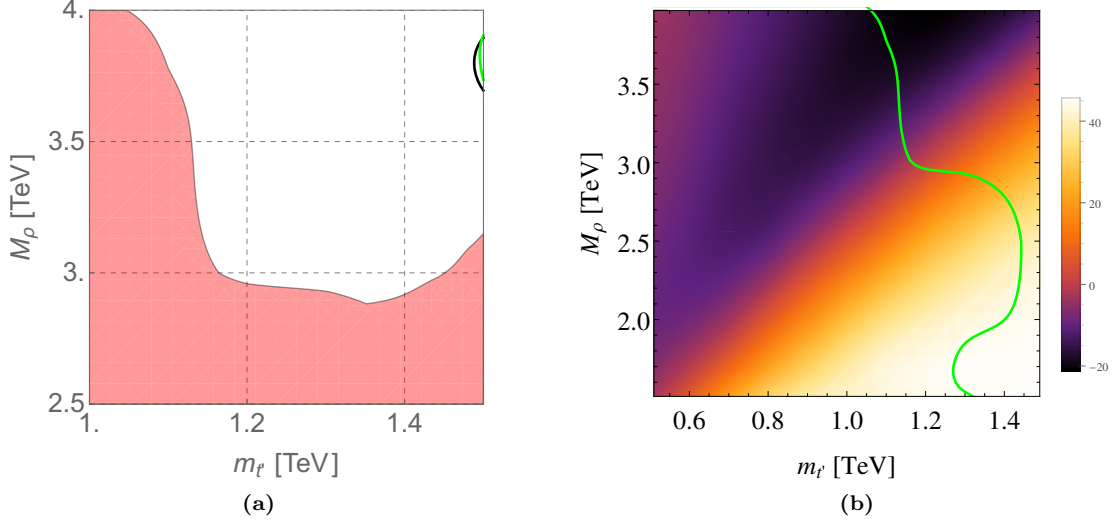


FIG. 7: (a) Summarized 95% C.L. exclusion region from all three (mono,di,tri)lepton searches and from the KK-gluon search. Also plotted are the 300 fb^{-1} projections from dilepton+1J (black) and dilepton+ $\geq 2J$ (green). (b) Density plot of the percentage contribution of the interference term in the top partner production cross section with present contour.

can be embedded into the motivated composite Higgs framework. In this appendix we briefly sketch out the minimal framework that forms the basis of the simplified Lagrangian explored in this paper. The gauge hierarchy problem can be readily addressed by considering that the Higgs has a nontrivial extension in space. Such a composite object is naturally associated with a scale f related to the size of the Higgs. However such extension results in serious modification of the Higgs coupling over the SM predictions. Essentially a composite Higgs with $f \sim v$ is ruled out by oblique electroweak parameters. This can however be circumvented if one assumes the Higgs as a pNGB of a strong sector. In the minimal realization such framework contains two distinct sectors with the usual elemental SM sector sans the Higgs on one hand and a strongly coupled sector where the dynamics results in spontaneous symmetry breaking of a continuous global symmetry that results in Nambu-Goldstone modes that can be identified with the Higgs doublet of the SM on the other.

A linear mixing between the operators of the strong sector and the SM states generates the Yukawa couplings for the Higgs states. This partial compositeness framework can be written as,

$$\mathcal{L}_{mix} = \bar{\Psi}_L^i \mathcal{O}_R^i + \bar{\Psi}_R^i \mathcal{O}_L^i + h.c. \quad (A1)$$

where $\Psi_{L/R}^i$ are the standard model fermions, i is the flavor index and the \mathcal{O}_R^i are operators of the strong sec-

tor that are in the $(3, 1, 2/3)$ representation of the SM gauge group. The operators are saturated by resonances of the strong sector, for example $\mathcal{O}_L^3 \supset U_L + \dots$. The Lagrangian in Equation 2 is obtained by assuming that the right-handed top mixes considerably with the strong sector resonances. Such a minimal realization of the partial compositeness framework naturally necessitates the existence of vector operators of the strong sector in the adjoint representation of the color $SU(3)$. We can define,

$$\mathcal{J}_\mu \equiv \bar{\mathcal{O}} \gamma_\mu \mathcal{O}, \quad (A2)$$

where \mathcal{O} represents the fermionic operators defined in Equation A1. And one can write down a linear mixing of the form

$$\Delta \mathcal{L}_{mix} = \mathcal{J}_\mu G^\mu \quad (A3)$$

where G^μ are the SM gluons. However the large anomalous dimension of strong sector operator $\Delta \mathcal{L}_{mix}$ makes them hopelessly irrelevant. We will assume that the main coupling of the gluon partner to the SM sector is through its couplings with the top partners. The interactions in Equation 2 are given by assuming $\mathcal{J}_\mu \supset \rho_\mu$. The specific realization in Section II is obtained by assuming the top right is fully composite while the left chiral component of the top communicates to the strong sector through a linear coupling of the form given in Equation A1.

- els and holography, in *Particle physics beyond the standard model. Proceedings, Summer School on Theoretical Physics, 84th Session, Les Houches, France, August 1-26, 2005*, pp. 263–311, 2006, hep-ph/0601213.
- [3] R. Contino, The Higgs as a Composite Nambu-Goldstone Boson, in *Physics of the large and the small, TASI 09, proceedings of the Theoretical Advanced Study Institute in Elementary Particle Physics, Boulder, Colorado, USA, 1-26 June 2009*, pp. 235–306, 2011, 1005.4269.
- [4] A. De Simone, O. Matsedonskyi, R. Rattazzi, and A. Wulzer, *JHEP* **04**, 004 (2013), 1211.5663.
- [5] M. Buchkremer, G. Cacciapaglia, A. Deandrea, and L. Panizzi, *Nucl. Phys.* **B876**, 376 (2013), 1305.4172.
- [6] J. H. Kim and I. M. Lewis, *JHEP* **05**, 095 (2018), 1803.06351.
- [7] J. H. Kim, S. D. Lane, H.-S. Lee, I. M. Lewis, and M. Sullivan, (2019), 1904.05893.
- [8] S. Moretti, D. O’Brien, L. Panizzi, and H. Prager, *Phys. Rev.* **D96**, 075035 (2017), 1603.09237.
- [9] G. Cacciapaglia *et al.*, *Phys. Lett.* **B793**, 206 (2019), 1811.05055.
- [10] H. Alhazmi, J. H. Kim, K. Kong, and I. M. Lewis, *JHEP* **01**, 139 (2019), 1808.03649.
- [11] G. Durieux and O. Matsedonskyi, *JHEP* **01**, 072 (2019), 1807.10273.
- [12] G. Cacciapaglia *et al.*, *JHEP* **11**, 055 (2018), 1806.01024.
- [13] J. Yepes and A. Zerwekh, *Nucl. Phys.* **B941**, 560 (2019), 1806.06694.
- [14] A. Carvalho, S. Moretti, D. O’Brien, L. Panizzi, and H. Prager, *Phys. Rev.* **D98**, 015029 (2018), 1805.06402.
- [15] D. Liu, L.-T. Wang, and K.-P. Xie, *JHEP* **01**, 157 (2019), 1810.08954.
- [16] D. Barducci and L. Panizzi, *JHEP* **12**, 057 (2017), 1710.02325.
- [17] A. Deandrea and A. M. Iyer, *Phys. Rev.* **D97**, 055002 (2018), 1710.01515.
- [18] Y.-B. Liu and Y.-Q. Li, *Eur. Phys. J.* **C77**, 654 (2017), 1709.06427.
- [19] Y.-B. Liu, *Phys. Rev.* **D95**, 035013 (2017), 1612.05851.
- [20] O. Matsedonskyi, G. Panico, and A. Wulzer, *JHEP* **04**, 003 (2016), 1512.04356.
- [21] D. Barducci and C. Delaunay, *JHEP* **02**, 055 (2016), 1511.01101.
- [22] M. Backovic, T. Flacke, J. H. Kim, and S. J. Lee, *JHEP* **04**, 014 (2016), 1507.06568.
- [23] M. Chala, J. Juknevič, G. Perez, and J. Santiago, *JHEP* **01**, 092 (2015), 1411.1771.
- [24] L. Basso and J. Andrea, *JHEP* **02**, 032 (2015), 1411.7587.
- [25] O. Matsedonskyi, G. Panico, and A. Wulzer, *JHEP* **12**, 097 (2014), 1409.0100.
- [26] M. Backović, T. Flacke, S. J. Lee, and G. Perez, *JHEP* **09**, 022 (2015), 1409.0409.
- [27] B. Gripaios, T. Müller, M. A. Parker, and D. Sutherland, *JHEP* **08**, 171 (2014), 1406.5957.
- [28] C. Han, A. Kobakhidze, N. Liu, L. Wu, and B. Yang, *Nucl. Phys.* **B890**, 388 (2014), 1405.1498.
- [29] D. Karabacak, S. Nandi, and S. K. Rai, *Phys. Lett.* **B737**, 341 (2014), 1405.0476.
- [30] T. Andeen *et al.*, Sensitivity to the Single Production of Vector-Like Quarks at an Upgraded Large Hadron Collider, in *Proceedings, 2013 Community Summer Study on the Future of U.S. Particle Physics: Snowmass on the Mississippi (CSS2013): Minneapolis, MN, USA, July 29-August 6, 2013*, 2013, 1309.1888.
- [31] A. Azatov, M. Salvarezza, M. Son, and M. Spannowsky, *Phys. Rev.* **D89**, 075001 (2014), 1308.6601.
- [32] A. Banfi, A. Martin, and V. Sanz, *JHEP* **08**, 053 (2014), 1308.4771.
- [33] J. Li, D. Liu, and J. Shu, *JHEP* **11**, 047 (2013), 1306.5841.
- [34] R. Barcelo, A. Carmona, M. Chala, M. Masip, and J. Santiago, *Nucl. Phys.* **B857**, 172 (2012), 1110.5914.
- [35] R. Barcelo, A. Carmona, M. Masip, and J. Santiago, *Phys. Lett.* **B707**, 88 (2012), 1106.4054.
- [36] A. Azatov, D. Chowdhury, D. Ghosh, and T. S. Ray, *JHEP* **08**, 140 (2015), 1505.01506.
- [37] J. P. Araque, N. F. Castro, and J. Santiago, *JHEP* **11**, 120 (2015), 1507.05628.
- [38] J. Barnard, T. Gherghetta, A. Medina, and T. S. Ray, *JHEP* **10**, 055 (2013), 1307.4778.
- [39] CMS, A. M. Sirunyan *et al.*, *Phys. Lett.* **B779**, 82 (2018), 1710.01539.
- [40] ATLAS, M. Aaboud *et al.*, *Phys. Rev.* **D98**, 112010 (2018), 1806.10555.
- [41] G. Cacciapaglia *et al.*, *JHEP* **03**, 070 (2012), 1108.6329.
- [42] M. Carena, A. D. Medina, B. Panes, N. R. Shah, and C. E. M. Wagner, *Phys. Rev.* **D77**, 076003 (2008), 0712.0095.
- [43] N. Bizot, G. Cacciapaglia, and T. Flacke, *JHEP* **06**, 065 (2018), 1803.00021.
- [44] A. Denner, S. Dittmaier, M. Roth, and D. Wackeroth, *Nucl. Phys.* **B560**, 33 (1999), hep-ph/9904472.
- [45] A. Alloul, N. D. Christensen, C. Degrande, C. Duhr, and B. Fuks, *Comput. Phys. Commun.* **185**, 2250 (2014), 1310.1921.
- [46] J. Alwall *et al.*, *JHEP* **07**, 079 (2014), 1405.0301.
- [47] T. Sjöstrand *et al.*, *Comput. Phys. Commun.* **191**, 159 (2015), 1410.3012.
- [48] M. Cacciari, G. P. Salam, and G. Soyez, *Eur. Phys. J.* **C72**, 1896 (2012), 1111.6097.
- [49] DELPHES 3, J. de Favereau *et al.*, *JHEP* **02**, 057 (2014), 1307.6346.
- [50] E. Conte, B. Fuks, and G. Serret, *Comput. Phys. Commun.* **184**, 222 (2013), 1206.1599.
- [51] M. Czakon and A. Mitov, *Comput. Phys. Commun.* **185**, 2930 (2014), 1112.5675.
- [52] M. Cacciari, S. Frixione, M. L. Mangano, P. Nason, and G. Ridolfi, *JHEP* **09**, 127 (2008), 0804.2800.
- [53] H. X. Zhu, C. S. Li, D. Y. Shao, J. Wang, and C. Yuan, *Eur. Phys. J. C* **72**, 2232 (2012), 1201.0672.
- [54] CMS, A. M. Sirunyan *et al.*, *JHEP* **04**, 031 (2019), 1810.05905.