

Hybrid distance-angle rigidity theory with signed constraints and its applications to formation shape control

Seong-Ho Kwon, Zhiyong Sun, Brian D. O. Anderson, and Hyo-Sung Ahn

Abstract—In this paper, we develop a hybrid distance-angle rigidity theory that involves heterogeneous distances (or unsigned angles) and signed constraints for a framework in the 2-D and 3-D space. The new rigidity theory determines a (locally) unique formation shape up to a translation and a rotation by a set of distance and signed constraints, or up to a translation, a rotation and additionally a scaling factor by a set of unsigned angle and signed constraints. Under this new rigidity theory, we have a clue to resolve the flip (or reflection) and flex ambiguity for a target formation with hybrid distance-angle constraints. In particular, we can completely eliminate the ambiguity issues if formations are under a specific construction which is called *signed Henneberg construction* in this paper. We then apply the rigidity theory to formation shape control and develop a gradient-based control system that guarantees an exponential convergence close to a desired formation by inter-neighbor measurements. Several numerical simulations on formation shape control with hybrid distance-angle constraints are provided to validate the theoretical results.

Index Terms—Hybrid distance-angle rigidity theory; signed constraint; shape ambiguity; formation shape control.

I. INTRODUCTION

There has been active research on multi-agent formation control and network localization via graph rigidity theories in the literature [1]–[4], where the rigidity theories have particularly been a significant part in characterizing unique formation shapes and formation controller design. Briefly speaking, we can classify the rigidity theories according to different types of constraints: the rigidity theory based on distance constraints is traditionally well known and is termed *(distance) rigidity theory* [5]–[7]; the rigidity theory with bearing constraints is called *bearing rigidity theory* [2], [8]; the rigidity theory with a set of distance and angle constraints has been studied in [3], [9]–[11] and is termed *weak rigidity theory*; the authors in [10], [12], [13] introduce the rigidity theory with only angle constraints, where the works in [10], [12] are based on relative position measurements and the work [13] introduces *angle rigidity theory* that considers formation control under only angle measurements. In recent years, generalized rigidity theories have been studied in [4], [14], where the authors in [14] proposed a generalized framework of rigidity theory with heterogeneous states of all agents on non-Euclidean spaces and general relative state constraints, and the authors in [4] presented the generalized rigidity with heterogeneous constraints. Furthermore, bearing-ratio-of-distance rigidity theory

is introduced in [15] by using bearing and ratio-of-distance constraints. Lastly, clique rigidity theory has been studied in [16], where a formation is decomposed into maximal cliques to check whether the formation is unique or not.

As is well known, formation control based on the (distance) rigidity theory has widely been studied in the literature [1], [17]–[19]. However, although the (distance) rigidity theory has been a powerful tool in the field of formation control, there have always been challenging tasks of resolving shape ambiguities such as *flip ambiguity* and *flex ambiguity*¹ [20]. The main reason why these issues occur is that the (distance) rigidity theory cannot distinguish formation shapes under flip and flex transformations with only distance constraints. These ambiguity phenomena cannot guarantee a convergence of formations to a desired shape specified by only inter-agent distances. The ambiguity issues also remain in formation controls based on the weak rigidity and angle rigidity theories [3], [9]–[12].

To solve the flip and flex ambiguity in formation control, there have been several recent efforts in the literature. In terms of the bearing rigidity theory, the flip and flex ambiguity is not relevant due to the vector bearing information under a common coordinate system, but the bearing-based formation control demands additional implementation requirements such as orientation alignment in local coordinate frames, relative orientation measurement, etc. In the work [13], the authors introduce an angle-based formation control with signed angles; however, they only provide the 2-dimensional special results confined to specific formation shapes. The authors in [21] consider not only formation control with distance constraints but also orientation control, but the proposed controllers also require a global coordinate system or orientation alignments of some agents. Another recent paper [22] utilizes signed area constraints in dealing with flip and flex ambiguity, but the work only considers special cases of 3- and 4-agent formation control in the 2-dimensional space.

In this paper, we will focus on the problem of analyzing general formations without a global coordinate system and orientation alignments in a distributed way. Moreover, we use heterogeneous scalar constraints involving geometric functions such as distance, angle and signed constraints. Heterogeneous constraints are ubiquitous in the field of multi-agent coordination, partly motivated by the application of different sensing information and capabilities among individual agents, and distinct geometric variables in characterizing a coordination task [23], [24]. To address the formation shape control problem with heterogeneous distance and angle constraints,

S.-H. Kwon and H.-S. Ahn are with the School of Mechanical Engineering, Gwangju Institute of Science and Technology, Gwangju 61005, Korea (e-mail: {seongho; hyosung}@gist.ac.kr).

Z. Sun is with Department of Automatic Control, Lund University, Sweden (e-mail: sun.zhiyong.cn@gmail.com, zhiyong.sun@control.lth.se).

B. D. O. Anderson is with Research School of Engineering, The Australian National University, Canberra, ACT 2601, Australia (e-mail: Brian.Anderson@anu.edu.au).

¹The notion of flex is used in a different sense from that of flex/flexible of a framework. That is, a framework which can cause a flex ambiguity does not mean that it is not rigid.

we will develop a new theory on graph rigidity. The new theory can determine a locally unique formation shape² and provide a clue to partially resolve the flip and flex ambiguity in formation control. In particular, if formations are under a specific construction, which is termed *signed Henneberg construction* in this paper, then we can completely eliminate the ambiguity issues. The proposed framework and the new rigidity theory are applicable to a wide area of multi-agent system tasks, e.g., network localization and formation control. As an application example, we explore formation control design with heterogeneous scalar constraints based on the proposed hybrid distance-angle rigidity theory and then show a locally exponential convergence of target formations without leading to ambiguity phenomena.

We summarize the main results of our work as follows. We firstly propose a *hybrid distance-angle rigidity theory* with signed constraints to address the flip and flex ambiguity; the hybrid distance-angle rigidity includes two novel concepts, namely, *infinitesimal rigidity with distance and signed constraints (IRDS)* and *infinitesimal rigidity with angle and signed constraints (IRAS)*. The new rigidity theory is used to characterize a (locally) unique formation up to a translation and a rotation for the IRDS, and up to a translation, a rotation and a scaling factor for the IRAS. To completely eliminate the flip and flex ambiguity, we consider and develop a sequential technique termed *signed Henneberg construction*. Then, by employing the proposed hybrid rigidity theory, we design formation control systems with a gradient flow law in the 2- and 3-dimension space, where the systems guarantee a local convergence to a target formation. Moreover, the controllers do not require a global coordinate system, that is, all individual agents only use local coordinate systems and inter-neighbor relative measurements in implementing the distributed formation control law.

The remaining parts of the paper are organized as follows. Section II provides notations and preliminaries. Then, Section III proposes new concepts to characterize a unique formation with a set of distance (or angle) and signed constraints. With the new concepts, we propose control laws in Section VI. Finally, we provide numerical simulations and conclusions in Section VII and Section VIII, respectively.

II. PRELIMINARIES AND MOTIVATION

This section briefly reviews formation control laws using *infinitesimal (distance) rigidity* [1], [17]–[19] and *infinitesimal weak rigidity* [9], [10]. We then explain the flip and flex ambiguity and discuss how we eliminate these formation ambiguities to motivate the new rigidity concepts.

A. Formation graph and notations

We firstly introduce preliminaries and notations to characterize formations with graphs. The symbols $\|v\|$ and $|\mathcal{S}|$ denote

²A locally unique formation shape means that the shape cannot be deformed by an infinitesimal smooth motion of the formation except a translation and a rotation of entire formation by a set of distance and signed constraints (or a translation, a rotation and a scaling of entire formation by a set of unsigned angle and signed constraints).

the Euclidean norm of a vector $v \in \mathbb{R}^d$ and the cardinality of a set \mathcal{S} , respectively. The symbols $\text{Null}(\cdot)$ and $\text{rank}(\cdot)$ denote the null space and rank of a matrix, respectively. Then, undirected graph \mathcal{G} is denoted by $\mathcal{G} = (\mathcal{V}, \mathcal{E}, \mathcal{A})$, where the symbols \mathcal{V} , \mathcal{E} and \mathcal{A} denote a vertex set, an edge set and an angle set, respectively. In the graph \mathcal{G} , it is defined that $\mathcal{V} = \{1, 2, \dots, n\}$, $\mathcal{E} \subseteq \mathcal{V} \times \mathcal{V}$ with $m_d = |\mathcal{E}|$ and $\mathcal{A} = \{(i, j, k) \in \mathcal{V}^3 \mid i, j, k \in \mathcal{V} \text{ to characterize } \theta_{jk}^i \in [0, \pi]\}$ with $m_a = |\mathcal{A}|$ where $\theta_{jk}^i \in [0, \pi]$ denotes a subtended angle by a pair of two edges (i, j) and (i, k) . Since we only consider undirected graphs, it is assumed that $(i, j) = (j, i)$ for all $i, j \in \mathcal{V}$. The oriented incidence matrix³ H' is defined as $H' = [h'_{ij}]$, where $h'_{ij} = -1$ if i -th edge leaves vertex j , $h'_{ij} = 1$ if i -th edge sinks at vertex j , and $h'_{ij} = 0$ otherwise. A realization p is then defined as $p = [p_1^\top, \dots, p_n^\top]^\top \in \mathbb{R}^{dn}$ where $p_i \in \mathbb{R}^d$ denotes a position vector for each $i \in \mathcal{V}$. Moreover, we can define a *framework* as (\mathcal{G}, p) associated with an undirected graph \mathcal{G} and a realization p . In this paper, a framework is equivalently called a formation, and we assume $d = 2, 3$.

We here present some definitions and notations on graphs and formations which will frequently be used in this paper. We define the relative position vector z_{ij} as $z_{ij} \triangleq p_i - p_j$, and order the relative position vectors such that $z_g \triangleq z_{ij}$ for $(i, j) \in \mathcal{E}, \forall g \in \{1, \dots, m_d\}$. Similarly, we define the ordered cosines as $A_h \triangleq \cos \theta_{jk}^i$ for $(i, j, k) \in \mathcal{A}, \forall h \in \{1, \dots, m_a\}$. To denote distance constraints, we use the notation d_{ij} defined as $d_{ij} \triangleq \|z_{ij}\|$ for $(i, j) \in \mathcal{E}, i \neq j$. We denote the orthogonal projection matrix as $P_x = I_d - \frac{xx^\top}{\|x\|^2}$ for nonzero vector $x \in \mathbb{R}^d$.

B. Gradient formation control based on infinitesimal (distance) rigidity and infinitesimal weak rigidity

In this subsection, we review formation control systems with a gradient flow law [11], [17], [25], [26] based on the concepts of infinitesimal (distance) rigidity and infinitesimal weak rigidity.

Let us first consider the following distance and angle constraints.

$$\mathbf{d}(p) = \left[\dots, \frac{1}{2} \|z_g\|^2, \dots \right]^\top, \quad g \in \{1, \dots, m_d\}, \quad (1)$$

$$\mathbf{a}(p) = [\dots, A_h, \dots]^\top, \quad h \in \{1, \dots, m_a\}. \quad (2)$$

Also, the formation errors are defined as

$$e_d(p) = [\mathbf{d}(p)^\top - \mathbf{d}^{*\top}]^\top, \quad (3)$$

$$e_w(p) = [2\mathbf{d}(p)^\top, \mathbf{a}(p)^\top]^\top - [2\mathbf{d}^{*\top}, \mathbf{a}^{*\top}]^\top. \quad (4)$$

where \mathbf{d}^* and \mathbf{a}^* denote two vectors constituting desired distance constraints $\frac{1}{2} \|z_g^*\|^2$ of $\frac{1}{2} \|z_g\|^2$ and desired angle constraints A_h^* of A_h , respectively, as follows

$$\mathbf{d}^* = \left[\dots, \frac{1}{2} \|z_g^*\|^2, \dots \right]^\top, \quad (5)$$

$$\mathbf{a}^* = [\dots, A_h^*, \dots]^\top. \quad (6)$$

³The oriented incidence matrix of an undirected graph is the incidence matrix of arbitrarily chosen orientation of the graph without violating the undirected graph assumption.

Then, the formation control systems are represented by

$$\dot{p} = u \triangleq - \left(\nabla \frac{1}{2} \|e_d(p)\|^2 \right)^\top = -R_D^\top(p) e_d(p) \quad (7)$$

or

$$\dot{p} = u \triangleq - \left(\nabla \frac{1}{2} \|e_w(p)\|^2 \right)^\top = -R_W^\top(p) e_w(p). \quad (8)$$

where R_D and R_W denote the *rigidity matrix* (see e.g., [5]–[7]) and *weak rigidity matrix* (e.g., [9], [10]), respectively. Note that in this paper we assume that the dynamics of each agent i for $i \in \mathcal{V}$ is modeled by a single integrator. The equation (7) has been a typical control law using the (distance) rigidity theory with distance constraints. Here, the rigidity matrix plays an important role in determining whether or not a formation shape is unique up to a rigid-body translation and a rigid-body rotation of an entire formation. The following theorem shows the necessary and sufficient condition for the infinitesimal (distance) rigidity determined by the rank of the associated rigidity matrix.

Theorem II.1 ([5], [7]). *A framework (\mathcal{G}, p) with $n \geq d$ is infinitesimally (distance) rigid in \mathbb{R}^d if and only if $\text{rank}(R_D(p)) = dn - d(d+1)/2$.*

On the other hand, several works in [9], [10] recently introduced another rigidity concept termed infinitesimal weak rigidity by using a set of distance constraints and additional angle constraints as follows.

Theorem II.2 ([9], [10]). *A framework (\mathcal{G}, p) with $n \geq 3$ is infinitesimally weakly rigid in \mathbb{R}^d if and only if $\text{rank}(R_W(p)) = dn - d(d+1)/2$ (resp. $\text{rank}(R_W(p)) = dn - (d^2 + d + 2)/2$) in the case of $\mathcal{E} \neq \emptyset$ (resp. $\mathcal{E} = \emptyset$).*

Compared to the concept of the infinitesimal (distance) rigidity, infinitesimal weak rigidity displays a particular characteristic in the case of $\mathcal{E} = \emptyset$ where the equality $\mathcal{E} = \emptyset$ means that a formation has no distance constraints, but only has angle constraints. When $\mathcal{E} = \emptyset$, a formation based on the infinitesimal weak rigidity could be uniquely determined up to a rigid-body translation, a rigid-body rotation and additionally a scaling factor of an entire formation. That is, the entire formation has one more degree of freedom in the case of $\mathcal{E} = \emptyset$.

The two rigidity theories reviewed above however cannot address the flip and flex ambiguity of a target formation shape, which motivates us to define a new rigidity theory under hybrid distance and angle constraints. In the next subsection, we briefly present the flip and flex ambiguity with examples.

C. Flip and flex ambiguity

Let us consider a formation control system based on the infinitesimal (distance) rigidity under the control law (7) as shown in Fig. 1. The final formation in Fig. 1(a) can be transformed to the final formation in Fig. 1(b) by a reflection while the two formations are infinitesimally (distance) rigid and all distance constraints are satisfied. In other words, agent

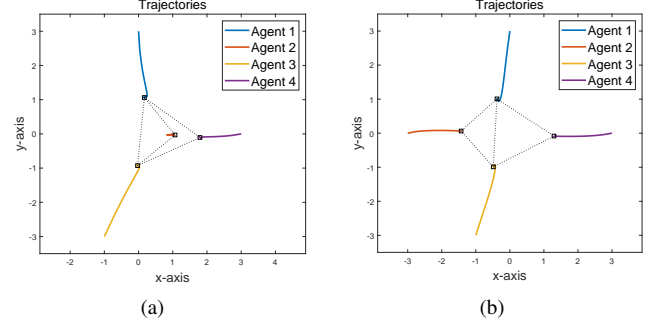


Fig. 1: Simulations on the flip ambiguity under the controller (7), where the initial formations for Fig. 1(a) and Fig. 1(b) are different but the desired distance constraints of both formations are the same. The symbol \square denotes the final position of each agent.

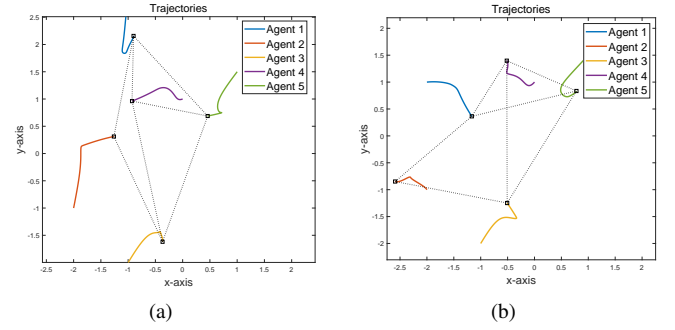


Fig. 2: Simulations on the flex ambiguity under the controller (7), where the initial formations for Fig. 2(a) and Fig. 2(b) are different but the desired distance constraints of both formations are the same. The symbol \square denotes the final position of each agent.

2 in Fig. 1(a) can be flipped over edge (1,3) while the two formations share the same distance constraints. This kind of ambiguity is called the flip ambiguity. Note that we also call a reflection of an entire framework in \mathbb{R}^2 a flip ambiguity since such reflection still causes another issue called *ordering issue*.

As a matter of fact, the ordering issue cannot be avoided based on the traditional (distance) rigidity and weak rigidity theories even if each agent can measure relative information of all agents in a system. Let us again consider the simulations in Fig. 1. Based on the traditional (distance) rigidity theory, we need to add one more distance constraint to the edge (2, 4) to eliminate the flip issue. However, this approach also causes another issue, i.e., the ordering issue of agents; for example, the counterclockwise order of agents in Fig. 3(b) is 1, 4, 3 and 2 while it is 1, 2, 3 and 4 in Fig. 3(a).

Next, we consider formation flex ambiguity under distance constraints. An example of flex ambiguity is shown in Fig. 2, where the desired distance constraints in Fig. 2(a) and Fig. 2(b) are the same and the initial positions of agents in both figures are also the same except that of agent 1. However, the final formations in Fig. 2(a) and Fig. 2(b) are different while the

final formation shape of the triangles composed of agents 3, 4 and 5 in both figures is the same. In other words, if the distance constraint between agents 1 and 4 in Fig. 2(a) is removed then the formation in Fig. 2(a) can flex. Also, agent 1 can move on a circle centered at agent 5 while other constraints are satisfied. Then, the formation in Fig. 2(a) can be the same as the formation in Fig. 2(b). This ambiguity is called the flex ambiguity.

The flip and flex ambiguity shows that we may not achieve the same target formation even if an infinitesimally (distance) rigid or infinitesimally weakly rigid formation satisfies all of the desired constraints. Such an ambiguity usually occurs when we try to achieve a unique formation shape with the minimal number of constraints; however, not every infinitesimally (distance) rigid or infinitesimally weakly rigid formation with the minimal number of constraints causes the flip and flex ambiguity.

D. Idea on how to avoid the flip and flex ambiguity

In this subsection, we briefly discuss how we avoid the ambiguities of formations, where the key idea is to include signed constraints such as signed angle constraints and signed volume constraints. We suggest to add signed constraints to deal with the flip and flex issue. For example, in Fig. 3(c) the formation shape will be unique and does not cause the flip ambiguity including the ordering issue by adding two extra constraints involving signed angles. Similarly, signed constraints can also deal with the flex ambiguity shown in Fig. 2. We will present a detailed analysis on avoiding flip/flex ambiguity in \mathbb{R}^2 by signed angle constraints in Section III and will propose a new hybrid distance-angle rigidity theory.

In the case of the 3-dimensional space, we are not sure whether there only exists flip and flex ambiguity in characterizing formations. Thus, in \mathbb{R}^3 , we only address the flip and flex ambiguity by using signed-volume constraints, which will be introduced in Section IV.

III. HYBRID DISTANCE-ANGLE RIGIDITY THEORY IN \mathbb{R}^2 : INFINITESIMAL RIGIDITY WITH DISTANCE (OR ANGLE) AND SIGNED-ANGLE CONSTRAINTS

In this section, we introduce two modified concepts from the infinitesimal (distance) rigidity and infinitesimal weak rigidity in \mathbb{R}^2 . One is an infinitesimal rigidity theory with distance and signed constraints; the other one is a concept of infinitesimal rigidity with angle and signed constraints. These two new rigidity theories are related to defining and achieving a unique formation up to rigid-body translations and rotations (and additionally scaling in the case of infinitesimal rigidity with angle and signed constraints) of a formation, with the aim to resolve flip and flex formation ambiguities.

Firstly, we define a signed constraint defined by bearing vectors as follows

$$\bar{S}_{ijk} = \det \begin{bmatrix} \frac{p_j - p_i}{\|p_j - p_i\|} & \frac{p_k - p_i}{\|p_k - p_i\|} \end{bmatrix}, \quad (i, j), (i, k) \in \mathcal{E}. \quad (9)$$

The concept of signed constraints is motivated by [22] even though the authors in [22] utilized a

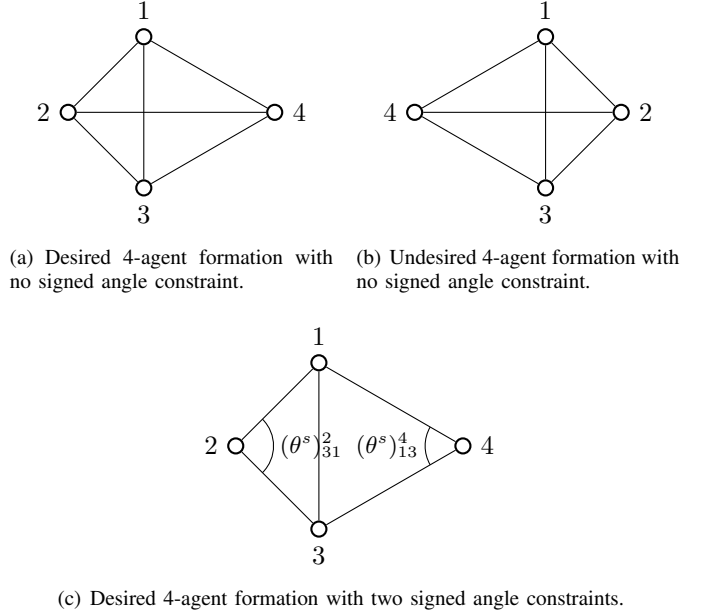


Fig. 3: Example of formation constraints to avoid the flip ambiguity in \mathbb{R}^2 where the solid edges denote distance constraints, and $(\theta^s)_{jk}^i$ denotes a signed angle constraint, i.e., $(\theta^s)_{jk}^i = \angle ijk$ from edge (i, j) to edge (i, k) and $(\theta^s)_{jk}^i \neq (\theta^s)_{kj}^i$.

signed area constraint widely known as $S_{ijk} = \det [p_j - p_i \quad p_k - p_i], (i, j), (i, k) \in \mathcal{E}$. The signed constraint \bar{S}_{ijk} defined in (9) is equivalently expressed as

$$\begin{aligned} \bar{S}_{ijk} &= \det \begin{bmatrix} \frac{p_j - p_i}{\|p_j - p_i\|} & \frac{p_k - p_i}{\|p_k - p_i\|} \end{bmatrix} \\ &= \left\| \frac{p_j - p_i}{\|p_j - p_i\|} \right\| \left\| \frac{p_k - p_i}{\|p_k - p_i\|} \right\| \sin((\theta^s)_{jk}^i) \\ &= \sin((\theta^s)_{jk}^i), \quad (i, j), (i, k) \in \mathcal{E}, \end{aligned} \quad (10)$$

where $(\theta^s)_{jk}^i \in [0, 2\pi)$ denotes a signed angle. We call the constraint in (9) a *signed angle constraint* due to the fact that $\sin(\theta_{jk}^i) = -\sin(\pi + \theta_{jk}^i), \forall \theta_{jk}^i \in [0, \pi]$.

Remark III.1. The rigidity concepts studied in [3], [10] only include unsigned angle constraints. Specifically, the authors in [3] use inner products; the rigidity concept in [10] involves cosine functions as the unsigned angle constraints. Thus, signed angle constraints differ from unsigned angle constraints.

Moreover, with the *perpendicular matrix* J defined as $J \triangleq \begin{bmatrix} 0 & 1 \\ -1 & 0 \end{bmatrix}$, the determinant function $\det \begin{bmatrix} \frac{p_j - p_i}{\|p_j - p_i\|} & \frac{p_k - p_i}{\|p_k - p_i\|} \end{bmatrix}$ can be represented by $\left(\frac{z_{ji}^\top}{\|z_{ji}\|} J \frac{z_{ki}}{\|z_{ki}\|} \right)$. Thus, it holds that $\left(\frac{z_{ji}^\top}{\|z_{ji}\|} J \frac{z_{ki}}{\|z_{ki}\|} \right) = \sin((\theta^s)_{jk}^i)$ for all pairs of incident edges $(i, j), (i, k) \in \mathcal{E}$. Then, we define a set \mathcal{S} for signed angle constraints as $\mathcal{S} = \{(i, j, k) \in \mathcal{V}^3 \mid i, j, k \in \mathcal{V} \text{ to characterize } \bar{S}_{ijk}\}$ with $m_s = |\mathcal{S}|$. Moreover, we occasionally use an ordered set \bar{S}_{ijk} such that $\bar{S}_w \triangleq \bar{S}_{ijk}, \forall w \in \{1, \dots, m_s\}$. The signed angle constraint is also used as a constraint in a framework together with distance or angle

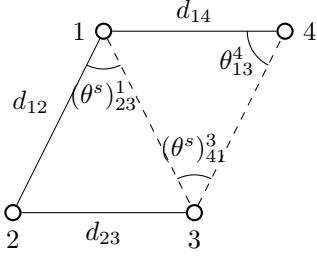


Fig. 4: Example of a framework (\mathcal{G}, p) with \mathcal{S} : 4-agent formation with $\mathcal{E} = \{(1, 2), (1, 4), (2, 3)\}$, $\mathcal{A} = \{(4, 1, 3)\}$ and $\mathcal{S} = \{(1, 2, 3), (3, 4, 1)\}$, which means that the formation has 3 distance, 1 angle and 2 signed angle constraints. The dashed lines denote virtual edges; that is, they are not distance constraints.

constraints, and is denoted by $(\theta^s)_{ijk}^i, (i, j, k) \in \mathcal{S}$. For a clear understanding, we provide an example by using a framework with \mathcal{S} in Fig. 4. Then, we are ready to state the main concepts of this paper in the next two subsections.

A. Infinitesimal rigidity with distance and signed constraints

In this subsection, we consider a framework with hybrid distance and signed angle constraints to develop a new rigidity theory. We first define the following *distance-sign rigidity function* $F_D^s : \chi \rightarrow \mathbb{R}^{(m_d+m_s)}$ for some properly defined $\chi \subset \mathbb{R}^{2n}$:

$$F_D^s(p) \triangleq \left[\frac{1}{2} \|z_1\|^2, \dots, \frac{1}{2} \|z_{m_d}\|^2, \bar{S}_1, \dots, \bar{S}_{m_s} \right]^\top. \quad (11)$$

Let us consider the following distance and signed angle constraints.

$$\frac{1}{2} \|p_i - p_j\|^2 = \text{constant}, \quad \forall (i, j) \in \mathcal{E}, \quad (12)$$

$$\bar{S}_{ijk} = \text{constant}, \quad \forall (i, j, k) \in \mathcal{S}, \quad (13)$$

where the constraints should be consistent and physically realizable. Then, the time derivative of (12) is given by

$$(p_i - p_j)^\top (v_i - v_j) = 0, \quad \forall (i, j) \in \mathcal{E}, \quad (14)$$

and, with utilizing the perpendicular matrix J , the time derivative of (13) is given as

$$\begin{aligned} & \frac{(z_{ji})^\top}{\|z_{ji}\|} J \frac{P_{z_{ki}}}{\|z_{ki}\|} (v_k - v_i) + \frac{(z_{ki})^\top}{\|z_{ki}\|} J^\top \frac{P_{z_{ji}}}{\|z_{ji}\|} (v_j - v_i) \\ & = 0, \quad \forall (i, j, k) \in \mathcal{S}, \end{aligned} \quad (15)$$

where the symbol v_i, v_j and v_k denote infinitesimal motions of p_i, p_j and p_k , respectively. Moreover, the equations (14) and (15) can be written by a matrix form as follows

$$\dot{F}_D^s = \frac{\partial F_D^s(p)}{\partial p} \dot{p} = \begin{bmatrix} \frac{\partial \mathbf{D}}{\partial p} \\ \frac{\partial \mathbf{S}}{\partial p} \end{bmatrix} \dot{p} = 0, \quad (16)$$

where $\mathbf{D} = \left[\frac{1}{2} \|z_1\|^2, \dots, \frac{1}{2} \|z_{m_d}\|^2 \right]^\top \in \mathbb{R}^{m_d}$ and $\mathbf{S} = [\bar{S}_1, \dots, \bar{S}_{m_s}]^\top \in \mathbb{R}^{m_s}$. We here define a *distance-sign rigidity*

matrix as the Jacobian of the distance-sign rigidity function as below

$$R_D^s(p) \triangleq \frac{\partial F_D^s(p)}{\partial p} = \begin{bmatrix} \frac{\partial \mathbf{D}}{\partial p} \\ \frac{\partial \mathbf{S}}{\partial p} \end{bmatrix} = \begin{bmatrix} R_D \\ R_S \end{bmatrix} \in \mathbb{R}^{(m_d+m_s) \times 2n}. \quad (17)$$

We now state a fundamental concept with the result (16). If infinitesimal motions of an entire framework, i.e. \dot{p} , correspond to only rigid-body translations and rigid-body rotations of the given framework, then we call the motions *trivial*. Furthermore, we define a concept of *infinitesimal rigidity with distance and signed constraints (IRDS)* if all infinitesimal motions of the framework are trivial. To characterize the concept of the IRDS in an algebraic manner, we prove the following lemma and theorem.

Lemma III.1. *It holds that $\text{span}\{\mathbf{1}_n \otimes I_2, (I_n \otimes J)p\} \subseteq \text{Null}(R_D^s(p))$ and $\text{rank}(R_D^s(p)) \leq 2n - 3$ for a framework (\mathcal{G}, p) with \mathcal{S} in \mathbb{R}^2 .*

Proof. First, we define an edge set as

$$\mathcal{E}' = \mathcal{E} \cup \mathcal{E}_s \quad (18)$$

with $m_t = |\mathcal{E}'|$ where $\mathcal{E}_s = \{(i, j), (i, k) \mid (i, j, k) \in \mathcal{S}\}$. Also, we define an induced graph $\mathcal{G}' = (\mathcal{V}, \mathcal{E}')$. Moreover, the newly ordered relative position is defined as $z'_s \triangleq z_{ij}$ for $(i, j) \in \mathcal{E}'$ and $s \in \{1, \dots, m_t\}$. Then, we remark that $R_S = \frac{\partial \mathbf{S}}{\partial p} = \frac{\partial \mathbf{S}}{\partial z'} \frac{\partial z'}{\partial p} = \frac{\partial \mathbf{S}}{\partial z'} \bar{H}'$ where $\bar{H}' = (H' \otimes I_2)$ and $z' = [z'_1, \dots, z'_{m_t}]^\top = (H' \otimes I_2)p \in \mathbb{R}^{2m_d}$. Since H' is an incidence matrix, it is obvious that $\text{span}\{\mathbf{1}_n \otimes [1 \ 0]^\top\} \subseteq \text{Null}(H' \otimes I_2)$ and $\text{span}\{\mathbf{1}_n \otimes [0 \ 1]^\top\} \subseteq \text{Null}(H' \otimes I_2)$ [27]. Thus, it holds that $\text{span}\{\mathbf{1}_n \otimes I_2\} \subseteq \text{Null}(R_S(p))$.

Next, let us consider a w -th element in \mathbf{S} , i.e., $\bar{S}_w, w \in \{1, \dots, m_s\}$. Then, we check the following equation with the fact that there exist i and j such that $\bar{S}_w = \left(\frac{z'_i}{\|z'_i\|} J \frac{z'_j}{\|z'_j\|} \right)$ and $i, j \in \{1, \dots, m_t\}$:

$$\begin{aligned} \frac{\partial \bar{S}_w}{\partial p} (I_n \otimes J)p &= \frac{\partial \bar{S}_w}{\partial z'} \frac{\partial z'}{\partial p} (I_n \otimes J)p \\ &= \frac{\partial \bar{S}_w}{\partial z'} \bar{H}' (I_n \otimes J)p \\ &= \frac{\partial}{\partial z'} \left(\frac{z'_i}{\|z'_i\|} J \frac{z'_j}{\|z'_j\|} \right) \bar{H}' (I_n \otimes J)p. \end{aligned} \quad (19)$$

We remark that $\bar{H}' (I_n \otimes J)p = [(Jz'_1)^\top, \dots, (Jz'_{m_t})^\top]^\top$ since the following holds true

$$\begin{aligned} \bar{H}' (I_n \otimes J)p &= (H' \otimes I_3)(I_n \otimes J)p = (H' \otimes J)p \\ &= (I_{m_t} H' \otimes J I_3)p \\ &= (I_{m_t} \otimes J)(H' \otimes I_3)p \\ &= (I_{m_t} \otimes J)z' = \begin{bmatrix} Jz'_1 \\ \vdots \\ Jz'_{m_t} \end{bmatrix}. \end{aligned} \quad (20)$$

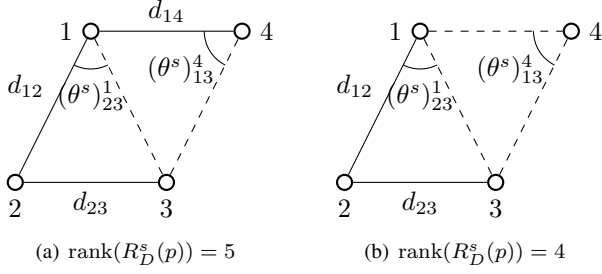


Fig. 5: Example of IRDS and not IRDS formations characterized by different constraints, where the positions are chosen as $p_1 = [0 \ 3]^\top$, $p_2 = [-2 \ 0]^\top$, $p_3 = [2 \ 0]^\top$ and $p_4 = [4 \ 3]^\top$.

Therefore, the equation (19) can be calculated as

$$\begin{aligned} & \frac{\partial}{\partial z'} \left(\frac{z'_i{}^\top}{\|z'_i\|} J \frac{z'_j}{\|z'_j\|} \right) \begin{bmatrix} Jz'_1 \\ \vdots \\ Jz'_{m_t} \end{bmatrix} \\ &= \frac{\partial}{\partial z'_i} \left(\frac{z'_i{}^\top}{\|z'_i\|} J \frac{z'_j}{\|z'_j\|} \right) Jz'_i + \frac{\partial}{\partial z'_j} \left(\frac{z'_i{}^\top}{\|z'_i\|} J \frac{z'_j}{\|z'_j\|} \right) Jz'_j \\ &= \frac{1}{\|z'_i\| \|z'_j\|} (z'_j{}^\top z'_i - z'_i{}^\top z'_j) = 0, \end{aligned} \quad (21)$$

where we have used the result of Lemma IX.1 in Appendix and the fact that $z'_i{}^\top Jz'_i = z'_j{}^\top Jz'_j = 0$. Thus, for all $w \in \{1, \dots, m_s\}$, it holds that $\frac{\partial \mathbf{S}}{\partial p}(I_n \otimes J)p = R_S(I_n \otimes J)p = 0$ and this implies that $\text{span}\{(I_n \otimes J)p\} \subseteq \text{Null}(R_S(p))$.

From [21, Lemma 1], it is always true that $\text{span}\{\mathbf{1}_n \otimes I_2, (I_n \otimes J)p\} \subseteq \text{Null}(R_D(p))$. Consequently, it always holds that $\text{span}\{\mathbf{1}_n \otimes I_2, (I_n \otimes J)p\} \subseteq \text{Null}\left(\begin{bmatrix} R_D \\ R_S \end{bmatrix}\right) = \text{Null}(R_D^s(p))$, which implies that $\text{rank}(R_D^s(p)) \leq 2n-3$. \square

Note that $\text{span}\{\mathbf{1}_n \otimes I_2\}$ and $\text{span}\{(I_n \otimes J)p\}$ represent rigid-body translations and rotations for an entire framework (\mathcal{G}, p) , respectively. Then, we reach the following one of two main results in this section.

Theorem III.1. *A framework (\mathcal{G}, p) with S is IRDS in \mathbb{R}^2 if and only if $\text{rank}(R_D^s(p)) = 2n-3$.*

Proof. It is true from Lemma III.1 that $\text{span}\{\mathbf{1}_n \otimes I_2, (I_n \otimes J)p\} \subseteq \text{Null}(R_D^s(p))$ and $\text{rank}(R_D^s(p)) \leq 2n-3$. Moreover, $\mathbf{1}_n \otimes I_2$ and $(I_n \otimes J)p$ denote a rigid-body translation and a rigid-body rotation of the framework. Together with Lemma III.1, these facts imply that $\text{rank}(R_D^s(p)) = 2n-3$ if and only if all infinitesimal motions satisfying (16) are trivial. \square

Example: we provide one example as shown in Fig. 5 to illustrate the application of Theorem III.1 in determining IRDS for a given framework. The formations in Fig. 5(a) and Fig. 5(b) satisfy $\text{rank}(R_D^s(p)) = 5$ and $\text{rank}(R_D^s(p)) = 4$, respectively, at the same position, which means the framework in Fig. 5(a) is IRDS and the framework in Fig. 5(b) is not IRDS. In fact, consistent with the constraints as shown in

Fig. 5(b), agent 4 can move on an arc of a circle passing through 1, 3, and 4.

B. Infinitesimal rigidity with angle and signed constraints

This subsection provides a similar result to that discussed in Subsection III-A using hybrid angle and signed angle constraints. First, the *angle-sign rigidity function* $F_A^s : \chi \rightarrow \mathbb{R}^{(m_a+m_s)}$ for some properly defined $\chi \subset \mathbb{R}^{2n}$ is defined as follows

$$F_A^s(p) \triangleq [A_1, \dots, A_{m_a}, \bar{S}_1, \dots, \bar{S}_{m_s}]^\top. \quad (22)$$

We next consider the following time derivative of the constraint $\cos \theta_{jk}^i = \frac{z_{ji}^\top}{\|z_{ji}\|} \frac{z_{ki}}{\|z_{ki}\|} = \text{constant}$, $\forall (i, j, k) \in \mathcal{A}$:

$$\frac{z_{ki}^\top}{\|z_{ki}\|} \frac{P_{z_{ji}}}{\|z_{ji}\|} (v_j - v_i) + \frac{z_{ji}^\top}{\|z_{ji}\|} \frac{P_{z_{ki}}}{\|z_{ki}\|} (v_k - v_i) = 0, \quad \forall (i, j, k) \in \mathcal{A} \quad (23)$$

where v_i is also an infinitesimal motion of p_i . Note that the cosine function is used as an unsigned constraint while the sine function (10) is considered as a signed constraint. The time derivative of the signed angle constraint is the same as (15). Then, the equations (15) and (23) can also be written by a matrix form as follows

$$\dot{F}_A^s = \frac{\partial F_A^s(p)}{\partial p} \dot{p} = \begin{bmatrix} \frac{\partial \mathbf{A}}{\partial p} \\ \frac{\partial \mathbf{S}}{\partial p} \end{bmatrix} \dot{p} = \begin{bmatrix} R_W \\ R_S \end{bmatrix} \dot{p} = R_A^s(p) \dot{p} = 0, \quad (24)$$

where $\mathbf{A} = [A_1, \dots, A_{m_a}]^\top \in \mathbb{R}^{m_a}$ and $R_A^s(p) \in \mathbb{R}^{(m_a+m_s) \times 2n}$ denotes the *angle-sign rigidity matrix*.

From the same viewpoint as Subsection III-A, if infinitesimal motions of an entire framework, \dot{p} , correspond to only rigid-body translations, rotations and additionally scaling motions of the framework, then we also call the motions *trivial*. Moreover, we can also define a concept of *infinitesimal rigidity with angle and signed constraints (IRAS)* if all infinitesimal motions of the framework are trivial. In the same spirit as in Subsection III-A, we prove the following lemma and theorem.

Lemma III.2. *It holds that $\text{span}\{\mathbf{1}_n \otimes I_2, (I_n \otimes J)p, p\} \subseteq \text{Null}(R_A^s(p))$ and $\text{rank}(R_A^s(p)) \leq 2n-4$ for a framework (\mathcal{G}, p) with S in \mathbb{R}^2 .*

Proof. This proof is similar to that of Lemma III.1. We firstly define a new edge set \mathcal{E}' as

$$\mathcal{E}' = \{(i, j), (i, k) \mid (i, j, k) \in \mathcal{A} \vee (i, j, k) \in S\} \quad (25)$$

with $m_t = |\mathcal{E}'|$. Also, we define an induced graph $\mathcal{G}' = (\mathcal{V}, \mathcal{E}')$. Moreover, the newly ordered relative position vector consistent with the incidence matrix is defined as $z'_s = z_{ij}$ for $(i, j) \in \mathcal{E}'$, $\forall s \in \{1, \dots, m_t\}$. Then, we have $z' = [z'_1{}^\top, \dots, z'_{m_t}{}^\top]^\top = (H' \otimes I_2)p \in \mathbb{R}^{2m_t}$.

Let us consider the w -th element in \mathbf{S} , i.e., $\bar{S}_w, w \in \{1, \dots, m_s\}$. With the fact that there exist i and j such that $\bar{S}_w = \left(\frac{z'_i{}^\top}{\|z'_i\|} J \frac{z'_j}{\|z'_j\|} \right)$ and $i, j \in \{1, \dots, m_t\}$, we can derive

$$\begin{aligned} \frac{\partial S_w}{\partial p} p &= \frac{\partial S_w}{\partial z'} \frac{\partial z'}{\partial p} p = \frac{\partial S_w}{\partial z'} (H' \otimes I_2) p \\ &= \frac{\partial}{\partial z'} \left(\frac{z'_i{}^\top}{\|z'_i\|} J \frac{z'_j}{\|z'_j\|} \right) \begin{bmatrix} z'_1 \\ \vdots \\ z'_{m_t} \end{bmatrix} \\ &= \frac{\partial}{\partial z'_i} \left(\frac{z'_i{}^\top}{\|z'_i\|} J \frac{z'_j}{\|z'_j\|} \right) z'_i + \frac{\partial}{\partial z'_j} \left(\frac{z'_i{}^\top}{\|z'_i\|} J \frac{z'_j}{\|z'_j\|} \right) z'_j \\ &= 0 + 0 = 0, \end{aligned} \quad (26)$$

where we have used the result of Lemma IX.1 in Appendix and it holds that $P_{z'_i} z'_i = P_{z'_j} z'_j = 0$. Thus, for all $w \in \{1, \dots, m_s\}$, one concludes that $R_S(p)p = 0$ which implies that $\text{span}\{p\} \subseteq \text{Null}(R_S(p))$. Moreover, it also holds that $\text{span}\{\mathbb{1}_n \otimes I_2, (I_n \otimes J)p\} \subseteq \text{Null}(R_S(p))$ by the same proof as in Lemma III.1. Therefore, we have $\text{span}\{\mathbb{1}_n \otimes I_2, (I_n \otimes J)p, p\} \subseteq \text{Null}(R_S(p))$.

From [9, Lemma 3.3], one obtains that $\text{span}\{\mathbb{1}_n \otimes I_2, (I_n \otimes J)p, p\} \subseteq \text{Null}(R_W(p))$ when $\mathcal{E} = \emptyset$. Consequently, it always holds that $\text{span}\{\mathbb{1}_n \otimes I_2, (I_n \otimes J)p, p\} \subseteq \text{Null}(R_A^s(p))$, which implies that $\text{rank}(R_A^s(p)) \leq 2n - 4$. \square

Note that $\text{span}\{p\}$ denotes scaling motions for an entire framework (\mathcal{G}, p) . Then, we state the second main theorem in this section as follows.

Theorem III.2. *A framework (\mathcal{G}, p) with \mathcal{S} is IRAS in \mathbb{R}^2 if and only if $\text{rank}(R_A^s(p)) = 2n - 4$.*

Proof. We have that $\text{span}\{\mathbb{1}_n \otimes I_2, (I_n \otimes J)p, p\} \subseteq \text{Null}(R_A^s(p))$ and $\text{rank}(R_A^s(p)) \leq 2n - 4$ from Lemma III.2. Also note that $\mathbb{1}_n \otimes I_2$, $(I_n \otimes J)p$ and p correspond to a rigid-body translation, a rigid-body rotation and a scaling of an entire framework, respectively, which means that $\text{rank}(R_A^s(p)) = 2n - 4$ if and only if all infinitesimal motions satisfying (24) are trivial. Therefore, we conclude the statement. \square

C. Discussion on minimal rigidity with hybrid and signed constraints in \mathbb{R}^2

In this subsection, we discuss how to determine the minimal number of constraints to locally determine a unique formation shape up to translations and rotations (and additionally scaling factors in the case of IRAS formations) of an entire formation. Moreover, we observe another ambiguous phenomenon distinct from the flip and flex ambiguity.

We first state the minimal and non-minimal number of constraints for achieving locally unique formations. In the case of formations with distance and signed angle constraints, if a framework (\mathcal{G}, p) satisfies $\text{rank}(R_D^s(p)) = 2n - 3$ in \mathbb{R}^2 and $\text{rank}(R_D^s(p))$ is exactly equal to the number of distance and signed constraints, i.e. $\text{rank}(R_D^s(p)) = 2n - 3 = m_d + m_s$, then the number $2n - 3$ is the minimal number to have a fixed formation shape (up to translation and rotation). Similarly, in

the case of formations with angle and signed angle constraints, if a framework (\mathcal{G}, p) satisfies $\text{rank}(R_A^s(p)) = 2n - 4 = m_a + m_s$ in \mathbb{R}^2 , then the number of constraints, $m_a + m_s = 2n - 4$, becomes the minimal number of constraints. Moreover, an IRDS (resp. IRAS) formation with the minimal number of constraints is called minimally IRDS (resp. minimally IRAS) or, in short, minimally rigid. If the number of constraints is greater than the minimal number of constraints while a framework (\mathcal{G}, p) satisfies $\text{rank}(R_D^s(p)) = 2n - 3$ or $\text{rank}(R_A^s(p)) = 2n - 4$ in \mathbb{R}^2 , then it is a non-minimal IRDS (resp. non-minimal IRAS) in \mathbb{R}^2 .

We next observe another ambiguous phenomenon caused by the signed constraints, which is distinct from the flip and flex ambiguity discussed in Section II-C, and we call it *sine ambiguity*. This ambiguity stems from the function ambiguity in the signed constraint involving sine functions, i.e., the fact that $\sin(\alpha) = \sin(\pi - \alpha)$, $\forall \alpha \in [0, \pi)$. Fig. 6 shows an example for the sine ambiguity. Although we can make a framework satisfy the Theorem III.1 or Theorem III.2, we may not be sure that the framework has a unique formation shape as shown in Fig. 6. This problem can be resolved by well chosen constraints or imposing additional constraints. For example, if a formation as shown in Fig. 7(a) has the signed angle constraint $\bar{S}_{213} = \sin(\frac{1}{2}\pi)$ then the triangular formation is uniquely determined up to translations and rotations. Another example is illustrated in Fig. 7(b) where the formation is (distance) rigid and also IRDS (by checking the rank condition of the associated rigidity matrices). Removing such an ambiguity may require additional number of distance constraints, or a set of well-chosen constraints of distance and angle variables involving both sine and cosine functions. We here suggest combining the concept of the hybrid distance-angle rigidity with the concepts of the (distance) rigidity and the weak rigidity, which can completely eliminate the sine ambiguity although cannot make a formation minimally rigid.

Proposition 1. *An infinitesimally (distance) rigid framework (\mathcal{G}, p) with $n \geq 2$ and \mathcal{S} is IRDS in \mathbb{R}^2 if and only if $\text{rank}(R_D^s(p)) = 2n - 3$.*

Proposition 2. *An infinitesimally weakly rigid framework (\mathcal{G}, p) with \mathcal{S} is IRAS in \mathbb{R}^2 if and only if $\text{rank}(R_A^s(p)) = 2n - 4$.*

Moreover, the sine ambiguity is also observed in \mathbb{R}^3 since the definition of the signed constraint in \mathbb{R}^3 , which is defined in the following section, includes information of the sine function. A sine ambiguity in \mathbb{R}^3 can be dealt with in the same way as in \mathbb{R}^2 , which is discussed in Subsection ??

IV. HYBRID DISTANCE-ANGLE RIGIDITY THEORY IN \mathbb{R}^3

In this section, we extend the rigidity theory in \mathbb{R}^2 developed in the last section to \mathbb{R}^3 , where the signed angle constraints are substituted with signed volume constraints. That is, we discuss the 3-dimensional case with distance (or angle) and signed-volume constraints. The normalized signed volume is denoted by $\bar{V}_{ijkl} = \frac{z_{ji}{}^\top}{\|z_{ji}\|} \left(\frac{z_{ki}}{\|z_{ki}\|} \times \frac{z_{li}}{\|z_{li}\|} \right)$ for edges (i, j) ,

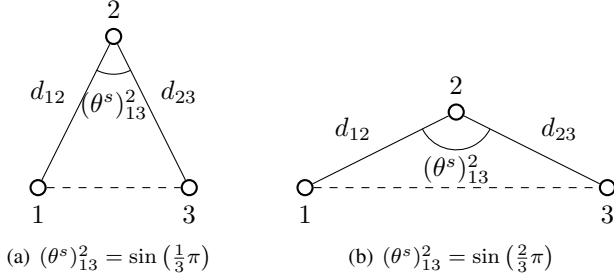


Fig. 6: Triangular formations with the same set of distance and signed constraints, where $d_{12} = d_{23}$. Since it holds that $\sin(\frac{1}{3}\pi) = \sin(\frac{2}{3}\pi)$, the two formations have the same constraints; however, the formations are not congruent.

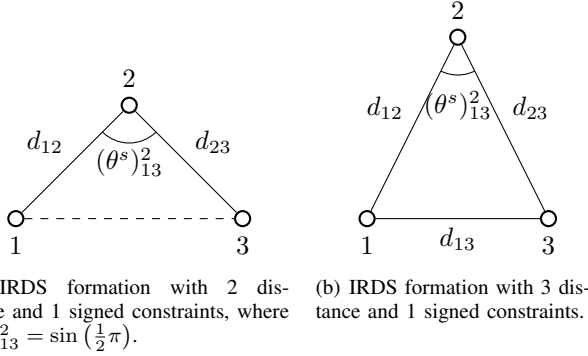


Fig. 7: Triangular formations with well chosen constraints.

(i, k) and (i, l) , where the symbol \times denotes a cross product. Note that bearings are used in the definition of the signed volume. We define a μ -th signed volume with the ordered relative position vectors as $\bar{V}_\mu = \frac{z_i^\top}{\|z_i\|} \left(\frac{z_j}{\|z_j\|} \times \frac{z_k}{\|z_k\|} \right)$, $\mu \in \{1, \dots, m_v\}$ with the ordered relative position vectors. We also define a set $\bar{\mathcal{S}}$ for signed volume constraints as $\bar{\mathcal{S}} = \{(i, j, k, l) \in \mathcal{V}^4 \mid i, j, k, l \in \mathcal{V} \text{ to characterize } \bar{V}_{ijk}\}$ with $m_v = |\bar{\mathcal{S}}|$.

A. Infinitesimal rigidity with distance and signed-volume constraints in \mathbb{R}^3

We first introduce several functions to explore a concept of infinitesimal rigidity with distance and signed-volume constraints. The *distance-volume rigidity function* $F_D^v : \chi \rightarrow \mathbb{R}^{(m_d+m_v)}$ for some properly defined $\chi \subset \mathbb{R}^{3n}$ is defined as

$$F_D^v(p) \triangleq \left[\frac{1}{2} \|z_1\|^2, \dots, \frac{1}{2} \|z_{m_d}\|^2, \bar{V}_1, \dots, \bar{V}_{m_v} \right]^\top. \quad (27)$$

We then consider the following time derivative of (27):

$$\dot{F}_D^v = R_D^v \dot{p} = 0, \quad (28)$$

where R_D^v denotes the *distance-volume rigidity matrix* defined as

$$R_D^v(p) \triangleq \frac{\partial F_D^v(p)}{\partial p} = \begin{bmatrix} \frac{\partial \mathbf{D}}{\partial p} \\ \frac{\partial \mathbf{V}}{\partial p} \end{bmatrix} = \begin{bmatrix} R_D \\ R_V \end{bmatrix} \in \mathbb{R}^{(m_d+m_v) \times 3n} \quad (29)$$

where $\mathbf{D} = [\frac{1}{2} \|z_1\|^2, \dots, \frac{1}{2} \|z_{m_d}\|^2]^\top \in \mathbb{R}^{m_d}$ and $\mathbf{V} = [\bar{V}_1, \dots, \bar{V}_{m_v}]^\top \in \mathbb{R}^{m_v}$. We finally reach the following results in a similar manner to Section III.

Lemma IV.1. *It holds that $\text{span}\{\mathbf{1}_n \otimes I_3, (I_n \otimes \bar{J}_1)p, (I_n \otimes \bar{J}_2)p, (I_n \otimes \bar{J}_3)p\} \subseteq \text{Null}(R_D^v(p))$ and $\text{rank}(R_D^v(p)) \leq 3n - 6$ for a framework (\mathcal{G}, p) with $\bar{\mathcal{S}}$ in \mathbb{R}^3 , where the bases of rotational matrix $\bar{J}_\sigma, \sigma = 1, 2, 3$ are given as*

$$\bar{J}_1 = \begin{bmatrix} 0 & 0 & 0 \\ 0 & 0 & -1 \\ 0 & 1 & 0 \end{bmatrix}; \bar{J}_2 = \begin{bmatrix} 0 & 0 & 1 \\ 0 & 0 & 0 \\ -1 & 0 & 0 \end{bmatrix}; \bar{J}_3 = \begin{bmatrix} 0 & -1 & 0 \\ 1 & 0 & 0 \\ 0 & 0 & 0 \end{bmatrix}. \quad (30)$$

Proof. First, we define a new edge set \mathcal{E}' as

$$\mathcal{E}' = \{(i, j), (i, k), (i, l) \mid (i, j) \in \mathcal{E} \vee (i, j, k, l) \in \bar{\mathcal{S}}\} \quad (31)$$

with $m_t = |\mathcal{E}'|$. Also, the newly ordered relative position is defined as $z'_s = z_{ij}$ for $(i, j) \in \mathcal{E}', \forall s \in \{1, \dots, m_t\}$. Then, as discussed in the 2-dimensional case, it holds that $R_V = \frac{\partial \mathbf{V}}{\partial p} = \frac{\partial \mathbf{V}}{\partial z'} \frac{\partial z'}{\partial p} = \frac{\partial \mathbf{V}}{\partial z'} \bar{H}'$ where $\bar{H}' = (H' \otimes I_3)$ and $z' = [z'_1, \dots, z'_{m_t}]^\top = (H' \otimes I_3)p \in \mathbb{R}^{3m_t}$. We also have

$$\begin{aligned} \bar{H}'(I_n \otimes \bar{J}_\sigma)p &= (H' \otimes I_3)(I_n \otimes \bar{J}_\sigma)p \\ &= (H' \otimes \bar{J}_\sigma)p \\ &= (I_{m_t} H' \otimes \bar{J}_\sigma I_3)p \\ &= (I_{m_t} \otimes \bar{J}_\sigma)(H' \otimes I_3)p \\ &= (I_{m_t} \otimes \bar{J}_\sigma)z' = \begin{bmatrix} \bar{J}_\sigma z'_1 \\ \vdots \\ \bar{J}_\sigma z'_{m_t} \end{bmatrix} \end{aligned} \quad (32)$$

for $\sigma = 1, 2, 3$. Since H' is an incidence matrix, it is obvious that $\text{span}\{\mathbf{1}_n \otimes [1 \ 0 \ 0]^\top\} \subseteq \text{Null}(H' \otimes I_3)$, $\text{span}\{\mathbf{1}_n \otimes [0 \ 1 \ 0]^\top\} \subseteq \text{Null}(H' \otimes I_3)$ and $\text{span}\{\mathbf{1}_n \otimes [0 \ 0 \ 1]^\top\} \subseteq \text{Null}(H' \otimes I_3)$. Thus, it holds that $\text{span}\{\mathbf{1}_n \otimes I_3\} \subseteq \text{Null}(R_V(p))$.

With the fact that there exist i, j and k such that $\bar{V}_\mu = \frac{z_i^\top}{\|z_i\|} \left(\frac{z_j}{\|z_j\|} \times \frac{z_k}{\|z_k\|} \right)$, $\mu \in \{1, \dots, m_v\}$ and $i, j, k \in \{1, \dots, m_t\}$, we have the following derivative result

$$\begin{aligned} \frac{\partial \bar{V}_\mu}{\partial p}(I_n \otimes \bar{J}_\sigma)p &= \frac{\partial \bar{V}_\mu}{\partial z'} \frac{\partial z'}{\partial p}(I_n \otimes \bar{J}_\sigma)p = \frac{\partial \bar{V}_\mu}{\partial z'} \bar{H}'(I_n \otimes \bar{J}_\sigma)p \\ &= \left(\frac{\partial}{\partial z'} \frac{z_i^\top}{\|z_i\|} \left(\frac{z'_j}{\|z'_j\|} \times \frac{z'_k}{\|z'_k\|} \right) \right) \begin{bmatrix} \bar{J}_\sigma z'_1 \\ \vdots \\ \bar{J}_\sigma z'_{m_t} \end{bmatrix} \\ &= \left(\frac{z'_j}{\|z'_j\|} \times \frac{z'_k}{\|z'_k\|} \right)^\top \left(\frac{\partial}{\partial z'_i} \frac{z'_i}{\|z'_i\|} \right) \bar{J}_\sigma z'_i \\ &\quad - \frac{z'_i^\top}{\|z'_i\|} \xi_{\frac{z'_k}{\|z'_k\|}} \left(\frac{\partial}{\partial z'_j} \frac{z'_j}{\|z'_j\|} \right) \bar{J}_\sigma z'_j \\ &\quad + \frac{z'_i^\top}{\|z'_i\|} \xi_{\frac{z'_j}{\|z'_j\|}} \left(\frac{\partial}{\partial z'_k} \frac{z'_k}{\|z'_k\|} \right) \bar{J}_\sigma z'_k \\ &= \left(\frac{z'_j}{\|z'_j\|} \times \frac{z'_k}{\|z'_k\|} \right)^\top \bar{J}_\sigma \frac{z'_i}{\|z'_i\|} - \frac{z'_i^\top}{\|z'_i\|} \xi_{\frac{z'_k}{\|z'_k\|}} \bar{J}_\sigma \frac{z'_j}{\|z'_j\|} \\ &\quad + \frac{z'_i^\top}{\|z'_i\|} \xi_{\frac{z'_j}{\|z'_j\|}} \bar{J}_\sigma \frac{z'_k}{\|z'_k\|}, \end{aligned} \quad (33)$$

where we have used the fact that $z_i'^\top \bar{J}_\sigma z_i' = z_j'^\top \bar{J}_\sigma z_j' = z_k'^\top \bar{J}_\sigma z_k' = 0$, $\sigma = 1, 2, 3$, and the Jacobian rule of cross product (see Lemma IX.2 in Appendix). Moreover, let us denote $\frac{z_i'}{\|z_i'\|} = [\hat{i}_1 \ \hat{i}_2 \ \hat{i}_3]^\top \in \mathbb{R}^3$, $\frac{z_j'}{\|z_j'\|} = [\hat{j}_1 \ \hat{j}_2 \ \hat{j}_3]^\top \in \mathbb{R}^3$ and $\frac{z_k'}{\|z_k'\|} = [\hat{k}_1 \ \hat{k}_2 \ \hat{k}_3]^\top \in \mathbb{R}^3$. Then, we can calculate (33) as follows

$$\begin{aligned} & \left(\frac{z_j'}{\|z_j'\|} \times \frac{z_k'}{\|z_k'\|} \right)^\top \bar{J}_\sigma \frac{z_i'}{\|z_i'\|} - \frac{z_i'^\top}{\|z_i'\|} \xi_{\frac{z_k'}{\|z_k'\|}} \bar{J}_\sigma \frac{z_j'}{\|z_j'\|} \\ & + \frac{z_i'^\top}{\|z_i'\|} \xi_{\frac{z_j'}{\|z_j'\|}} \bar{J}_\sigma \frac{z_k'}{\|z_k'\|} \\ & = [\hat{j}_2 \hat{k}_3 - \hat{j}_3 \hat{k}_2 \quad \hat{j}_3 \hat{k}_1 - \hat{j}_1 \hat{k}_3 \quad \hat{j}_1 \hat{k}_2 - \hat{j}_2 \hat{k}_1] \bar{J}_\sigma \begin{bmatrix} \hat{i}_1 \\ \hat{i}_2 \\ \hat{i}_3 \end{bmatrix} \\ & - [\hat{i}_1 \ \hat{i}_2 \ \hat{i}_3] \begin{bmatrix} 0 & -\hat{k}_3 & \hat{k}_2 \\ \hat{k}_3 & 0 & -\hat{k}_1 \\ -\hat{k}_2 & \hat{k}_1 & 0 \end{bmatrix} \bar{J}_\sigma \begin{bmatrix} \hat{j}_1 \\ \hat{j}_2 \\ \hat{j}_3 \end{bmatrix} \\ & + [\hat{i}_1 \ \hat{i}_2 \ \hat{i}_3] \begin{bmatrix} 0 & -\hat{j}_3 & \hat{j}_2 \\ \hat{j}_3 & 0 & -\hat{j}_1 \\ -\hat{j}_2 & \hat{j}_1 & 0 \end{bmatrix} \bar{J}_\sigma \begin{bmatrix} \hat{k}_1 \\ \hat{k}_2 \\ \hat{k}_3 \end{bmatrix} \\ & = 0 \end{aligned} \quad (34)$$

for $\sigma = 1, 2, 3$. Thus, for all $v \in \{1, \dots, m_v\}$, it holds that $R_V(p)p = 0$, which implies that $\text{span}\{p\} \subseteq \text{Null}(R_V(p))$.

Consequently, it holds that $\text{span}\{\mathbb{1}_n \otimes I_3, (I_n \otimes \bar{J}_1)p, (I_n \otimes \bar{J}_2)p, (I_n \otimes \bar{J}_3)p\} \subseteq \text{Null}(R_V(p))$. From [21, Lemma 1], one knows that $\text{span}\{\mathbb{1}_n \otimes I_3, (I_n \otimes \bar{J}_1)p, (I_n \otimes \bar{J}_2)p, (I_n \otimes \bar{J}_3)p\} \subseteq \text{Null}(R_D(p))$. Therefore, it also holds that $\text{span}\{\mathbb{1}_n \otimes I_3, (I_n \otimes \bar{J}_1)p, (I_n \otimes \bar{J}_2)p, (I_n \otimes \bar{J}_3)p\} \subseteq \text{Null}(R_D^v(p))$, which implies that $\text{rank}(R_D^v(p)) \leq 3n - 6$. \square

Theorem IV.1. A framework (\mathcal{G}, p) with \bar{S} is IRDS in \mathbb{R}^3 if and only if $\text{rank}(R_D^v(p)) = 3n - 6$.

Proof. From Lemma IV.1, we have $\text{span}\{\mathbb{1}_n \otimes I_3, (I_n \otimes \bar{J}_1)p, (I_n \otimes \bar{J}_2)p, (I_n \otimes \bar{J}_3)p\} \subseteq \text{Null}(R_D^v(p))$ and $\text{rank}(R_D^v(p)) \leq 3n - 6$, and further $\mathbb{1}_n \otimes I_3$ and $(I_n \otimes \bar{J}_\sigma)p$, $\sigma = 1, 2, 3$ correspond to the rigid-body translation and rotation of an entire framework in \mathbb{R}^3 , respectively. Thus, the condition ' $\text{rank}(R_D^v(p)) = 3n - 6$ ' means that all infinitesimal motions satisfying (28) are trivial and vice versa. \square

B. Infinitesimal rigidity with angle- and signed volume-constraint in that in \mathbb{R}^3

This sections follows the same process as Subsection IV-A. We define the angle-volume rigidity function $F_A^v : \chi \rightarrow \mathbb{R}^{(m_a+m_v)}$ for some properly defined $\chi \subset \mathbb{R}^{3n}$ as follows

$$F_A^v(p) \triangleq [A_1, \dots, A_{m_a}, \bar{V}_1, \dots, \bar{V}_{m_v}]^\top. \quad (35)$$

Let us consider the following derivative of (35):

$$\dot{F}_A^v = R_A^v \dot{p} = 0, \quad (36)$$

where R_A^v is the angle-volume rigidity matrix defined as

$$R_A^v(p) \triangleq \frac{\partial F_A^v(p)}{\partial p} = \begin{bmatrix} \frac{\partial \mathbf{A}}{\partial p} \\ \frac{\partial \mathbf{V}}{\partial p} \end{bmatrix} = \begin{bmatrix} R_W \\ R_V \end{bmatrix} \in \mathbb{R}^{(m_a+m_v) \times 3n} \quad (37)$$

where $\mathbf{A} = [A_1, \dots, A_{m_a}]^\top \in \mathbb{R}^{m_a}$. We then have the following results in the same way as Section III.

Lemma IV.2. It holds that $\text{span}\{\mathbb{1}_n \otimes I_3, (I_n \otimes \bar{J}_1)p, (I_n \otimes \bar{J}_2)p, (I_n \otimes \bar{J}_3)p, p\} \subseteq \text{Null}(R_A^v(p))$ and $\text{rank}(R_A^v(p)) \leq 3n - 7$ for a framework (\mathcal{G}, p) with \bar{S} in \mathbb{R}^3 .

Proof. In the same way as the proof of Lemma IV.1, it holds that $\text{span}\{\mathbb{1}_n \otimes I_3, (I_n \otimes \bar{J}_1)p, (I_n \otimes \bar{J}_2)p, (I_n \otimes \bar{J}_3)p\} \subseteq \text{Null}(R_V(p))$.

Next, we define a new edge set \mathcal{E}' as

$$\mathcal{E}' = \{(i, j), (i, k), (i, l) \mid (i, j, k) \in \mathcal{A} \vee (i, j, k, l) \in \bar{S}\}. \quad (38)$$

with $m_t = |\mathcal{E}'|$. Given the subscripts i, j and k such that $\bar{V}_\mu = \frac{z_i'^\top}{\|z_i'\|} \left(\frac{z_j'}{\|z_j'\|} \times \frac{z_k'}{\|z_k'\|} \right)$, $\mu \in \{1, \dots, m_v\}$ and $i, j, k \in \{1, \dots, m_t\}$, we have the following result with notations in the proof of Lemma IV.1 and reference to Lemma IX.2.

$$\begin{aligned} \frac{\partial \bar{V}_\mu}{\partial p} p &= \frac{\partial \bar{V}_\mu}{\partial z'} \frac{\partial z'}{\partial p} p = \frac{\partial \bar{V}_\mu}{\partial z'} \bar{H}' p \\ &= \left(\frac{\partial}{\partial z'} \frac{z_i'^\top}{\|z_i'\|} \left(\frac{z_j'}{\|z_j'\|} \times \frac{z_k'}{\|z_k'\|} \right) \right) \begin{bmatrix} z_1' \\ \vdots \\ z_{m_t}' \end{bmatrix} \\ &= \left(\frac{z_j'}{\|z_j'\|} \times \frac{z_k'}{\|z_k'\|} \right)^\top \left(\frac{\partial}{\partial z_i'} \frac{z_i'}{\|z_i'\|} \right) z_i' \\ &\quad - \frac{z_i'^\top}{\|z_i'\|} \xi_{\frac{z_k'}{\|z_k'\|}} \left(\frac{\partial}{\partial z_j'} \frac{z_j'}{\|z_j'\|} \right) z_j' \\ &\quad + \frac{z_i'^\top}{\|z_i'\|} \xi_{\frac{z_j'}{\|z_j'\|}} \left(\frac{\partial}{\partial z_k'} \frac{z_k'}{\|z_k'\|} \right) z_k' \\ &= 0 - 0 + 0 = 0 \end{aligned} \quad (39)$$

where it holds that $P_{z_i'} z_i' = P_{z_j'} z_j' = P_{z_k'} z_k' = 0$. Thus, for all $v \in \{1, \dots, m_v\}$, it holds that $R_V(p)p = 0$, or equivalently, that $\text{span}\{p\} \subseteq \text{Null}(R_V(p))$. Moreover, it also holds that $\text{span}\{\mathbb{1}_n \otimes I_3, (I_n \otimes \bar{J}_1)p, (I_n \otimes \bar{J}_2)p, (I_n \otimes \bar{J}_3)p\} \subseteq \text{Null}(R_V(p))$ as proved in Lemma IV.1.

From [10, Lemma 2], one concludes that $\text{span}\{\mathbb{1}_n \otimes I_3, (I_n \otimes \bar{J}_1)p, (I_n \otimes \bar{J}_2)p, (I_n \otimes \bar{J}_3)p, p\} \subseteq \text{Null}(R_W(p))$ when $\mathcal{E} = \emptyset$. Therefore, it also holds that $\text{span}\{\mathbb{1}_n \otimes I_3, (I_n \otimes \bar{J}_1)p, (I_n \otimes \bar{J}_2)p, (I_n \otimes \bar{J}_3)p, p\} \subseteq \text{Null}(R_A^v(p))$, which implies that $\text{rank}(R_A^v(p)) \leq 3n - 7$. \square

Theorem IV.2. A framework (\mathcal{G}, p) with \bar{S} is IRAS in \mathbb{R}^3 if and only if $\text{rank}(R_A^v(p)) = 3n - 7$.

Proof. With the fact that $\mathbb{1}_n \otimes I_3, (I_n \otimes \bar{J}_\sigma)p$, $\sigma = 1, 2, 3$ and p respectively correspond to a rigid-body translation, a rotation and a scaling transformation of an entire framework, we can reach the result in a similar way to the proof of Theorem

III.2. Thus, we have that the equality $\text{rank}(R_A^v(p)) = 3n - 7$ holds if and only if all infinitesimal motions satisfying (36) are trivial. \square

C. Discussion on minimal rigidity with hybrid and signed constraints in \mathbb{R}^3

The minimal rigidity in \mathbb{R}^3 can be defined in the same manner as in \mathbb{R}^2 . As a result, if a framework (\mathcal{G}, p) satisfies $\text{rank}(R_D^v) = 3n - 6 = m_d + m_v$ in \mathbb{R}^3 , then (\mathcal{G}, p) is minimally IRDS. If a framework (\mathcal{G}, p) satisfies $\text{rank}(R_A^v) = 3n - 7 = m_a + m_v$ in \mathbb{R}^3 , then (\mathcal{G}, p) is minimally IRAS. In addition, when a minimal rigid formation or a formation without well chosen constraints is considered, the sine ambiguity is also observed in \mathbb{R}^3 , which is due to the fact that the cross product in the definition of the signed volume constraint includes information of the sine function. Thus, we again suggest combining the concept of the hybrid distance-angle rigidity with the concepts of the (distance) rigidity and the weak rigidity to completely eliminate the sine ambiguity, which cannot also make a formation minimally rigid.

Proposition 3. An infinitesimally (distance) rigid framework (\mathcal{G}, p) with $n \geq 3$ and \bar{S} is IRDS in \mathbb{R}^3 if and only if $\text{rank}(R_D^v(p)) = 3n - 6$.

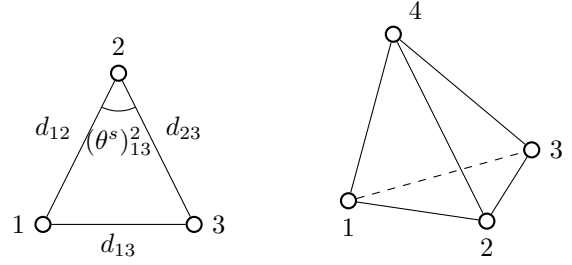
Proposition 4. An infinitesimally weakly rigid framework (\mathcal{G}, p) with \bar{S} is IRAS in \mathbb{R}^3 if and only if $\text{rank}(R_A^v(p)) = 3n - 7$.

V. SIGNED HENNEBERG CONSTRUCTION WITH HYBRID DISTANCE-ANGLE AND SIGNED CONSTRAINTS

As discussed in Sections III and IV, the hybrid distance-angle rigidity with signed constraints can only guarantee locally unique formation shape. Moreover, the ambiguity issues cannot fully be resolved. In this sense, we would like to suggest a specific technique by modifying Henneberg construction [28], [29], where the modified Henneberg construction is termed *signed Henneberg construction*. The traditional Henneberg construction is used to generate minimally rigid formations [20], [29]. However, in this paper, we use the modified Henneberg construction in a different way such that the signed Henneberg construction is a sequential technique to make a formation globally unique⁴. The main idea is to use triangular formations in 2D and tetrahedral formations in 3D as shown in Fig. 8 and Fig. 9.

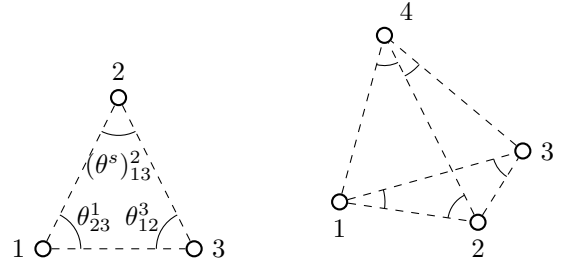
The operation of the signed Henneberg construction is as follows. For a given globally unique formation $\mathcal{G} = (\mathcal{V}, \mathcal{E}, \mathcal{A})$ in 2D, a vertex i , one signed angle constraint and two distance constraints (or two unsigned angle constraints in place of the two distance constraints) are added to the formation in order that the combined formation is composed of only triangular

⁴A globally unique formation shape means that the shape cannot be deformed by any motion of the formation except a translation and a rotation of entire formation by a set of distance and signed constraints (or a translation, a rotation and a scaling of entire formation by a set of unsigned angle and signed constraints).



(a) Triangular formation with 3-distance and 1-signed angle constraints in 2D. (b) Tetrahedral formation with 6-distance and 1-signed volume constraints in 3D, where the volume constraint is \bar{V}_{4123} .

Fig. 8: Formations with distance and signed angle/volume constraints



(a) Triangular formation with 2-angle and 1-signed angle constraints in 2D. (b) Tetrahedral formation with 5-angle and 1-signed volume constraints in 3D, where the volume constraint is \bar{V}_{4123} .

Fig. 9: Formations with unsigned angle and signed angle/volume constraints.

formations with hybrid distance-angle and signed constraints; for example, see Fig. 10. In the case of 3D, a vertex i , one signed volume constraint and three distance constraints (or three unsigned angle constraints in place of the three distance constraints) are added to a given globally unique formation $\mathcal{G} = (\mathcal{V}, \mathcal{E}, \mathcal{A})$ in order that the combined formation is composed of only tetrahedral formations with hybrid distance-angle and signed constraints. We can see that a formation generated by sequences of the signed Henneberg construction is globally unique since any motion of the formation is not allowed except a translation and a rotation of entire formation by a set of distance and signed constraints (or a translation, a rotation and a scaling of entire formation by a set of unsigned angle and signed constraints). We then have the following result with Propositions 1, 2, 3 and 4.

Corollary V.1. If an IRDS or IRAS framework (\mathcal{G}, p) is generated by sequences of the signed Henneberg construction, then the framework is globally unique up to a translation and a rotation by a set of distance and signed constraints or a translation, a rotation and a scaling by a set of unsigned angle and signed constraints.

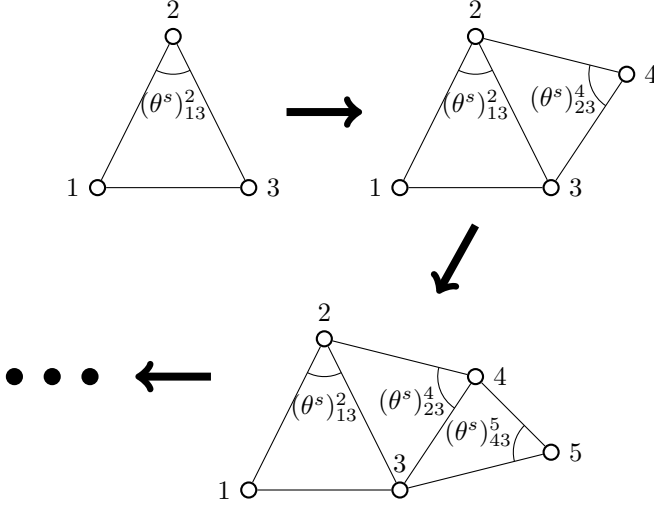


Fig. 10: Example of a formation with the signed Henneberg construction, where the solid lines denote the distance constraints.

VI. FORMATION SHAPE CONTROL WITH HYBRID DISTANCE-ANGLE RIGIDITY THEORY

In this section, as an application of the hybrid rigidity theories developed in the previous sections, we solve the following formation shape stabilization problem with a set of distance (or angle) and signed constraints in \mathbb{R}^d .

Problem VI.1. *For a given set of formations congruent to a target IRDS (or similar to a target IRAS) formation, design a distributed control law for n agents with displacement measurements of each agent's neighbors such that $e \rightarrow 0$ as $t \rightarrow \infty$, where the symbol e denotes an error which will be defined in the next subsections.*

We utilize the gradient control law studied in [11], [17], [25], [26]. We firstly show that an IRDS formation converges to a desired formation under the proposed gradient control law. Then, we show similar results for IRAS formations.

A. Formation control with distance and signed constraints

This subsection proposes a distributed control law with distance and signed constraints. We first define several notations. Let us consider the following distance and signed angle constraints.

$$d_c(p) = \left[\dots, \frac{1}{2} \|z_g\|^2, \dots \right]^\top, \quad (40)$$

$$s_c(p) = \left[\dots, k \bar{S}_w, \dots \right]^\top, \quad (41)$$

and we define vectors composed of desired distance and signed angle constraints as, respectively,

$$d_c^* = \left[\dots, \frac{1}{2} \|z_g^*\|^2, \dots \right]^\top, \quad (42)$$

$$s_c^* = \left[\dots, k \bar{S}_w^*, \dots \right]^\top, \quad (43)$$

where k denotes a constant. If signed volume constraints are considered, then the vectors for the constraints and desired values are respectively given by

$$s_c(p) = [\dots, k \bar{V}_\mu, \dots]^\top, \quad (44)$$

$$s_c^* = [\dots, k \bar{V}_\mu^*, \dots]^\top, \quad (45)$$

Then, we define the formation errors as

$$e(p) = [d_c(p)^\top, s_c(p)^\top]^\top - [d_c^*{}^\top, s_c^*{}^\top]^\top. \quad (46)$$

We can now represent the following gradient-based formation controller:

$$\begin{aligned} \dot{p} = u &\triangleq -(\nabla \phi)^\top = \begin{cases} -\bar{R}_D^s{}^\top(p) e(p) & \text{in 2D,} \\ -\bar{R}_D^v{}^\top(p) e(p) & \text{in 3D} \end{cases} \\ &= -\bar{R}_D^\top(p) e(p) \end{aligned} \quad (47)$$

where $\phi = \frac{1}{2} e^\top(p) e(p)$, $\bar{R}_D^s = [R_D^\top \ k R_S^\top]^\top$ and $\bar{R}_D^v = [R_D^\top \ k R_V^\top]^\top$. The control gain k is for adjusting the convergence speed, i.e., a larger k can lead to a faster convergence rate. Note that $\text{Null}(\bar{R}_D^s) = \text{Null}(R_D^s)$ and $\text{Null}(\bar{R}_D^v) = \text{Null}(R_D^v)$. This paper only assumes that each agent can measure relative positions of its neighbors, that is, no communication among agents is considered. However, angle and signed constraints require to modify the definitions of neighbors in terms of $\mathcal{G} = (\mathcal{V}, \mathcal{E}, \mathcal{A})$ with \mathcal{S} or $\bar{\mathcal{S}}$. We thus define a sensing topology based on the controllers (47) and (58) as follows.

Definition VI.1 (Sensing topology). *The sensing topology follows a new undirected graph $\mathcal{G}^* = (\mathcal{V}, \mathcal{E}^*)$ where $\mathcal{E}^* = \{(i, j), (i, k), (j, k) \mid (i, j) \in \mathcal{E} \vee (i, j, k) \in \mathcal{A} \vee (i, j, k) \in \mathcal{S}\}$ in 2D or $\mathcal{E}^* = \{(i, j), (i, k), (i, l), (j, k), (j, l), (k, l) \mid (i, j) \in \mathcal{E} \vee (i, j, k) \in \mathcal{A} \vee (i, j, k, l) \in \bar{\mathcal{S}}\}$ in 3D.*

Theorem VI.1. *Let ψ denote a set of p corresponding to formations congruent to a desired IRDS formation. Then, there exists a neighborhood \mathcal{B}_{p^*} of p^* for any $p^* \in \psi$ such that the initial formation with $p(0)$ converges to a fixed formation with $p^\dagger \in \psi$ exponentially fast if $p(0) \in \mathcal{B}_{p^*}$.*

Proof. This proof is based on the center manifold theory [30], [31]. Let $f(p) = (47) = -\bar{R}_D^\top(p) e(p)$. Then, we have the Jacobian H_f of $f(p)$ at p^* as follows.

$$\begin{aligned} H_f(p^*) &= \left. \frac{\partial f(p)}{\partial p} \right|_{p=p^*} \\ &= - \left. \frac{\partial \bar{R}_D^\top(p)}{\partial p} \right|_{p=p^*} e(p^*) - \bar{R}_D^\top(p^*) \left. \frac{\partial e(p)}{\partial p} \right|_{p=p^*} \\ &= -\bar{R}_D^\top(p^*) \bar{R}_D(p^*). \end{aligned} \quad (48)$$

Thus, from Theorem III.1 and Theorem IV.1, H_f at p^* has $d(d+1)/2$ eigenvalues with zero real part and $dn - d(d+1)/2$ eigenvalues with negative real part. Employing Taylor series for $f(p)$ about p^* , we have $f(p) = f(p^*) + \left. \frac{\partial f(p)}{\partial p} \right|_{p=p^*} \delta + g(\delta)$, where $\delta = p - p^*$. Moreover, there exists a similarity transformation Q such that $Q H_f(p^*) Q^\top = \text{diag}(\bar{H}_0, \bar{H}_n)$ where \bar{H}_0 is a diagonal matrix including zero eigenvalues and \bar{H}_n is a square matrix having negative eigenvalues, i.e., \bar{H}_n

is Hurwitz. Then, defining $(\varphi^\top, \rho^\top)^\top = Q\delta$, we locally have the following form from (47).

$$\begin{aligned}\dot{\varphi} &= \bar{H}_0\varphi + g_1(\varphi, \rho) \\ &= g_1(\varphi, \rho), \\ \dot{\rho} &= \bar{H}_n\rho + g_2(\varphi, \rho),\end{aligned}\quad (49)$$

where $(g_1^\top, g_2^\top)^\top = Qg(\delta)$, and $g_1(0, 0) = 0$ and $g_2(0, 0) = 0$ since p^* is an equilibrium point of (47). It holds that $J_g(p^*) = \frac{\partial g(\delta)}{\partial p}\bigg|_{\delta=0} = 0$ since $g(\delta) = f(p) - H_f(p^*)\delta$, which implies that $J_{g_1}(0, 0) = 0$ and $J_{g_2}(0, 0) = 0$ where J_{g_1} and J_{g_2} denote Jacobians of g_1 and g_2 , respectively. Then, with reference to Theorem 4 in [31], there exists a C^r (i.e., r times differentiable) center manifold \mathcal{M} for (49) with a local representation function $h(\varphi) = \rho : \mathbb{R}^{d(d+1)/2} \rightarrow \mathbb{R}^{dn-d(d+1)/2}$, and the dynamics (49) on the center manifold is governed by $d(d+1)/2$ -dimensional nonlinear system:

$$\dot{\xi} = g_1(\xi, h(\xi)) \quad (50)$$

for sufficiently small $\xi \in \mathbb{R}^{d(d+1)/2}$.

Let us next consider $d(d+1)/2$ -dimensional manifold defined as $\mathcal{M} = \{(\varphi^\top, \rho^\top)^\top \mid (\varphi^\top, \rho^\top)^\top = Q\delta, p \in \psi\}$. Then, \mathcal{M} is invariant since \mathcal{M} is an equilibrium manifold. At equilibrium points, it holds that $\dot{\rho} = \bar{H}_n\rho + g_2(\varphi, \rho) = 0$, which implies that there exists a neighborhood $B_{(\varphi, \rho)}$ of $(\varphi(0), \rho(0))$ such that $\mathcal{M} \cap B_{(\varphi, \rho)} = \{(\varphi, \rho) \mid \rho = h(\varphi), h(0) = 0, J_h(0) = 0\}$ by the implicit function theorem, where J_h is Jacobian of h . This means that \mathcal{M} is a center manifold by the definition in [30]. Therefore, $\dot{\xi} = 0$ and it follows from [31, Theorem 4] that $\varphi(t) = \xi(0) + O(\exp(-\gamma t))$ and $\rho(t) = h(\xi(0)) + O(\exp(-\gamma t))$, where $\gamma > 0$ denotes a convergence rate. Hence, we have the statement. \square

B. Formation control with angle and signed constraints

In this subsection, we propose a distributed control law with angle and signed constraints. Let us first define several notations. We denote angle and signed angle constraints by

$$a_c(p) = [\dots, A_h, \dots]^\top, \quad (51)$$

$$s_c(p) = [\dots, k\bar{S}_w, \dots]^\top, \quad (52)$$

and desired vectors composed of angle and signed angle constraints by

$$a_c^* = [\dots, A_h^*, \dots]^\top, \quad (53)$$

$$s_c^* = [\dots, k\bar{S}_w^*, \dots]^\top, \quad (54)$$

where k is a constant. When the signed volume constraints are considered, the vectors for the signed constraints and desired values are given by

$$s_c(p) = [\dots, k\bar{V}_\mu, \dots]^\top, \quad (55)$$

$$s_c^* = [\dots, k\bar{V}_\mu^*, \dots]^\top, \quad (56)$$

We then define the error as

$$e(p) = [a_c(p)^\top, s_c(p)^\top]^\top - [a_c^*{}^\top, s_c^*{}^\top]^\top. \quad (57)$$

Then, the gradient-based control law is defined by

$$\begin{aligned}\dot{p} = u &\triangleq \begin{cases} -\bar{R}_A^s{}^\top(p)e(p) & \text{in 2D,} \\ -\bar{R}_A^v{}^\top(p)e(p) & \text{in 3D} \end{cases} \\ &= -\bar{R}_A^\top(p)e(p)\end{aligned}\quad (58)$$

where $\bar{R}_A^s = [R_W^\top \ kR_S^\top]^\top$ and $\bar{R}_A^v = [R_W^\top \ kR_V^\top]^\top$. Note that $\text{Null}(\bar{R}_A^s) = \text{Null}(R_A^s)$ and $\text{Null}(\bar{R}_A^v) = \text{Null}(R_A^v)$ since k is a constant.

The following theorem is also one of the main results for the proposed formation control in terms of angle and signed constraints.

Theorem VI.2. *Let ψ denote a set of p corresponding to formations similar to a desired IRAS formation. Then, there exists a neighborhood \mathcal{B}_{p^*} of p^* for any $p^* \in \psi$ such that the initial formation with $p(0)$ converges to a fixed formation with $p^\dagger \in \psi$ exponentially fast if $p(0) \in \mathcal{B}_{p^*}$.*

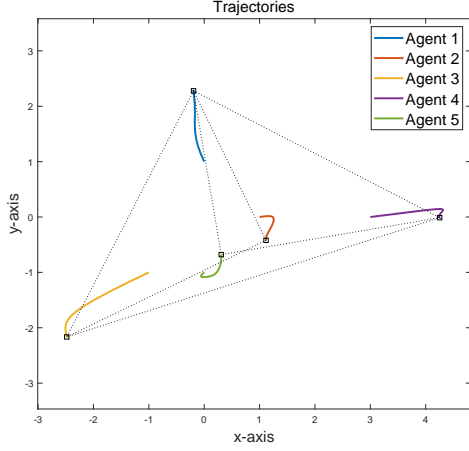
Proof. This theorem can be proved in the same way as that of Theorem VI.1, and the details are omitted. \square

VII. SIMULATION EXAMPLES

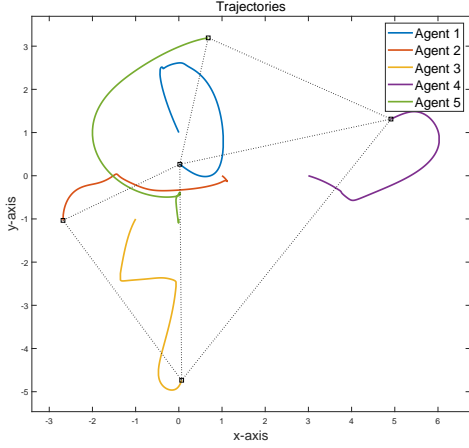
We provide two examples to validate the proposed controllers studied in Section VI, where the final position of each agent is represented by a symbol \square , and the desired distance, signed angle and signed volume constraints are denoted by $\|z_{ij}^*\|^2$, $(i, j) \in \mathcal{E}$, \bar{S}_{ijk}^* , $(i, j, k) \in \mathcal{S}$ and \bar{V}_{ijkl}^* , $(i, j, k, l) \in \bar{\mathcal{S}}$, respectively. The first example is to show that the proposed controller can avoid the flip ambiguity in \mathbb{R}^2 , which is described in Fig. 11. The formations for Fig. 11(a) and Fig. 11(b) at the initial time are infinitesimally (distance) rigid and IRDS, respectively, and the initial formation shapes for both figures are the same. In particular, three distance constraints, i.e., d_{23}, d_{34}, d_{45} , in Fig. 11(a) are replaced by three signed angle constraints, which depicts the formation in Fig. 11(b) for the proposed controller (47). Then, as shown in Fig. 11, if the desired formation is the final formation in Fig. 11(b) then one can observe that the proposed control system (47) does not lead to flip ambiguity whereas the traditional control system (7) does. Similarly to the results of Fig. 11 in \mathbb{R}^2 , the second example in Fig. 12 with two signed volume constraints also presents formation convergences in \mathbb{R}^3 , where the additional signed volume constraints prevent the overall formation from converging to a flipped formation shape.

VIII. CONCLUSIONS

This paper develops the concepts of IRDS and IRAS for 2-D and 3-D formations with hybrid distances (or angles) and signed constraints. The signed constraints involve signed normalized area (resp. volume) functions of a given framework in the 2-D (resp. 3-D) space. By characterizing trivial infinitesimal rigid motions in terms of translations, rotations and shape scaling, we provide certain rank conditions for the associated rigidity matrix to determine the IRDS and IRAS property for a given framework. Based on the hybrid



(a) Formation control under the controller (7). The desired constraints are chosen as $\|z_{12}^*\|^2 = \|z_{15}^*\|^2 = 9$, $\|z_{23}^*\|^2 = \|z_{45}^*\|^2 = 16$, $\|z_{13}^*\|^2 = \|z_{14}^*\|^2 = 25$ and $\|z_{34}^*\|^2 = 50$.



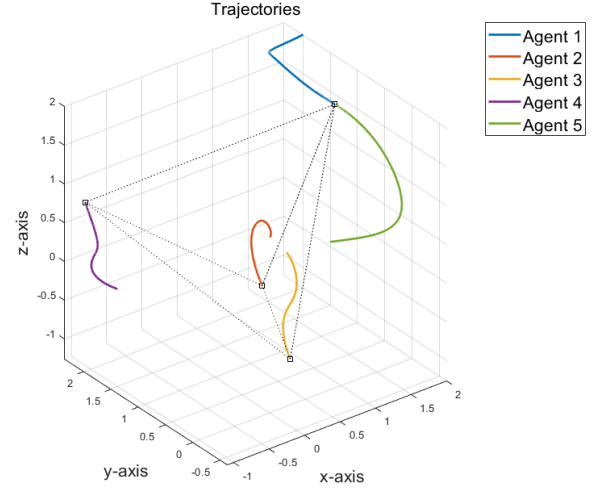
(b) Formation control under the proposed controller (47). The desired constraints are chosen as $\|z_{12}^*\|^2 = \|z_{15}^*\|^2 = 9$, $\|z_{13}^*\|^2 = \|z_{14}^*\|^2 = 25$ and $S_{231}^* = S_{134}^* = S_{514}^* = \sin(\frac{\pi}{2})$, and the coefficient k is chosen by $k = 10$.

Fig. 11: Numerical simulations in \mathbb{R}^2 on trajectories of 5 agents from initial formation to final formation.

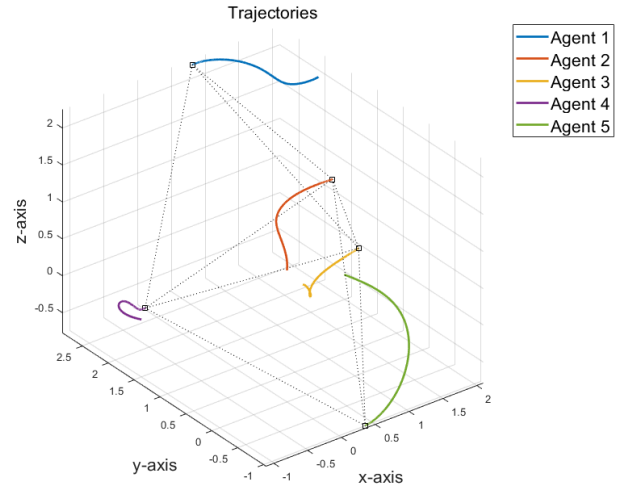
rigidity theory, we partially resolve the flip and flex ambiguity with well chosen constraints. In particular, if IRDS or IRAS formations are generated by the signed Henneberg construction, then the ambiguity issues are completely eliminated. We also apply the hybrid rigidity theory to formation shape control. Distributed gradient-based controllers with inter-agent relative measurements are developed to stabilize a desired IRDS (or IRAS) formation that achieves a local exponential convergence. Compared to the traditional controllers with only distance constraints or only unsigned angle constraints, the proposed controllers have the property to eliminate the flip and/or flex ambiguity on n -agent formations close to a target formation in the 2-D/3-D space.

IX. APPENDIX

Lemma IX.1 (Jacobian of sine functions). *Consider the sine function $\left(\frac{z_i^\top}{\|z_i\|} J \frac{z_j}{\|z_j\|}\right)$ with the ordered relative positions z_i*



(a) Formation control under the controller (7) with $\|z_{ij}^*\|^2 = 9$, $(i, j) \in \mathcal{E}$.



(b) Formation control under the proposed controller (47) with $\|z_{ij}^*\|^2 = 9$, $(i, j) \in \mathcal{E}$, $\bar{V}_{2134}^* = \sqrt{2}/2$, $\bar{V}_{2534}^* = -\sqrt{2}/2$ and $k = 10$.

Fig. 12: Numerical simulations in \mathbb{R}^3 on trajectories of 5 agents from initial formation to final formation, where the edges are denoted by the dotted lines and $m_d = 9$.

and z_j in \mathbb{R}^2 . We then have the following results:

$$\frac{\partial}{\partial z_i} \left(\frac{z_i^\top}{\|z_i\|} J \frac{z_j}{\|z_j\|} \right) = \frac{z_j^\top}{\|z_j\|} J^\top \frac{P_{z_i}}{\|z_i\|}. \quad (59)$$

and

$$\frac{\partial}{\partial z_j} \left(\frac{z_i^\top}{\|z_i\|} J \frac{z_j}{\|z_j\|} \right) = \frac{z_i^\top}{\|z_i\|} J \frac{P_{z_j}}{\|z_j\|} \quad (60)$$

Proof. The Jacobian of a unit vector $\frac{z_i}{\|z_i\|}$ is calculated as

$$\frac{\partial}{\partial z_i} \frac{z_i}{\|z_i\|} = \frac{1}{\|z_i\|} \left(I_d - \frac{z_i z_i^\top}{\|z_i\|^2} \right) = \frac{P_{z_i}}{\|z_i\|}. \quad (61)$$

We also have

$$\begin{aligned} \frac{\partial}{\partial z_i} \left(\frac{z_i^\top}{\|z_i\|} J \frac{z_j}{\|z_j\|} \right) &= \frac{z_j^\top}{\|z_j\|} J^\top \frac{\partial}{\partial z_i} \frac{z_i}{\|z_i\|} \\ \frac{\partial}{\partial z_j} \left(\frac{z_i^\top}{\|z_i\|} J \frac{z_j}{\|z_j\|} \right) &= \frac{z_i^\top}{\|z_i\|} J \frac{\partial}{\partial z_j} \frac{z_j}{\|z_j\|}. \end{aligned} \quad (62)$$

Therefore, the proof is completed. \square

Lemma IX.2 (Jacobian of cross products). *Consider the cross product $\left(\frac{z_j}{\|z_j\|} \times \frac{z_k}{\|z_k\|}\right)$ of two non-zero vectors z_j and z_k in \mathbb{R}^3 . Then the Jacobian formulas of the cross product with respect to z_j and z_k can be calculated, respectively, as*

$$\frac{\partial}{\partial z_j} \left(\frac{z_j}{\|z_j\|} \times \frac{z_k}{\|z_k\|} \right) = -\xi_{\frac{z_k}{\|z_k\|}} \frac{\partial}{\partial z_j} \left(\frac{z_j}{\|z_j\|} \right) \quad (63)$$

and

$$\frac{\partial}{\partial z_k} \left(\frac{z_j}{\|z_j\|} \times \frac{z_k}{\|z_k\|} \right) = \xi_{\frac{z_j}{\|z_j\|}} \frac{\partial}{\partial z_k} \left(\frac{z_k}{\|z_k\|} \right). \quad (64)$$

where ξ_x denotes the cross product matrix given by $\xi_x = \begin{bmatrix} 0 & -x_3 & x_2 \\ x_3 & 0 & -x_1 \\ -x_2 & x_1 & 0 \end{bmatrix}$ for a vector $x = [x_1 \ x_2 \ x_3]^\top \in \mathbb{R}^3$.

Proof. First note that the cross product $\left(\frac{z_j}{\|z_j\|} \times \frac{z_k}{\|z_k\|}\right)$ can be expressed with the cross product matrix as follows

$$\frac{z_j}{\|z_j\|} \times \frac{z_k}{\|z_k\|} = -\xi_{\frac{z_k}{\|z_k\|}} \frac{z_j}{\|z_j\|} \quad (65)$$

or

$$\frac{z_j}{\|z_j\|} \times \frac{z_k}{\|z_k\|} = \xi_{\frac{z_j}{\|z_j\|}} \frac{z_k}{\|z_k\|}. \quad (66)$$

Thus, we can have the following results.

$$\begin{aligned} \frac{\partial}{\partial z_j} \left(\frac{z_j}{\|z_j\|} \times \frac{z_k}{\|z_k\|} \right) &= -\frac{\partial}{\partial z_j} \left(\xi_{\frac{z_k}{\|z_k\|}} \frac{z_j}{\|z_j\|} \right) \\ &= -\xi_{\frac{z_k}{\|z_k\|}} \frac{\partial}{\partial z_j} \left(\frac{z_j}{\|z_j\|} \right) \end{aligned} \quad (67)$$

and

$$\begin{aligned} \frac{\partial}{\partial z_k} \left(\frac{z_j}{\|z_j\|} \times \frac{z_k}{\|z_k\|} \right) &= \frac{\partial}{\partial z_k} \left(\xi_{\frac{z_j}{\|z_j\|}} \frac{z_k}{\|z_k\|} \right) \\ &= \xi_{\frac{z_j}{\|z_j\|}} \frac{\partial}{\partial z_k} \left(\frac{z_k}{\|z_k\|} \right). \end{aligned} \quad (68)$$

The proof is completed. \square

REFERENCES

- [1] Z. Sun, S. Mou, B. D. O. Anderson, and M. Cao, "Exponential stability for formation control systems with generalized controllers: A unified approach," *Systems & Control Letters*, vol. 93, pp. 50–57, 2016.
- [2] S. Zhao and D. Zelazo, "Bearing rigidity and almost global bearing-only formation stabilization," *IEEE Transactions on Automatic Control*, vol. 61, no. 5, pp. 1255–1268, 2016.
- [3] G. Jing, G. Zhang, H. W. Joseph Lee, and L. Wang, "Weak rigidity theory and its application to formation stabilization," *SIAM Journal on Control and Optimization*, vol. 56, no. 3, pp. 2248–2273, 2018.
- [4] S.-H. Kwon and H.-S. Ahn, "Generalized rigidity and stability analysis on formation control systems with multiple agents," in *Proc. of the 2019 18th European Control Conference (ECC)*. IEEE, 2019, pp. 3952–3957.
- [5] L. Asimow and B. Roth, "The rigidity of graphs, II," *Journal of Mathematical Analysis and Applications*, vol. 68, no. 1, pp. 171–190, 1979.
- [6] B. Roth, "Rigid and flexible frameworks," *The American Mathematical Monthly*, vol. 88, no. 1, pp. 6–21, 1981.
- [7] B. Hendrickson, "Conditions for unique graph realizations," *SIAM Journal on Computing*, vol. 21, no. 1, pp. 65–84, 1992.
- [8] S. Zhao and D. Zelazo, "Translational and scaling formation maneuver control via a bearing-based approach," *IEEE Transactions on Control of Network Systems*, vol. 4, no. 3, pp. 429–438, 2017.
- [9] S.-H. Kwon, M. H. Trinh, K.-H. Oh, S. Zhao, and H.-S. Ahn, "Infinitesimal weak rigidity and stability analysis on three-agent formations," in *Proc. of the 2018 57th Annual Conference of the Society of Instrument and Control Engineers of Japan (SICE)*. IEEE, 2018.
- [10] S.-H. Kwon and H.-S. Ahn, "Generalized weak rigidity: Theory, and local and global convergence of formations," *arXiv preprint arXiv:1809.02562*, 2018.
- [11] A. N. Bishop, M. Deghat, B. D. O. Anderson, and Y. Hong, "Distributed formation control with relaxed motion requirements," *International Journal of Robust and Nonlinear Control*, vol. 25, no. 17, pp. 3210–3230, 2015.
- [12] G. Jing, G. Zhang, H. W. J. Lee, and L. Wang, "Angle-based shape determination theory of planar graphs with application to formation stabilization," *Automatica*, vol. 105, pp. 117–129, 2019.
- [13] L. Chen, M. Cao, and C. Li, "Angle rigidity and its usage to stabilize planar formations," *arXiv preprint arXiv:1908.01542*, 2019.
- [14] G. Stacey and R. Mahony, "The role of symmetry in rigidity analysis: A tool for network localization and formation control," *IEEE Transactions on Automatic Control*, vol. 63, no. 5, pp. 1313–1328, 2017.
- [15] K. Cao, D. Li, and L. Xie, "Bearing-ratio-of-distance rigidity theory with application to directly similar formation control," *Automatica*, vol. 109, p. 108540, 2019.
- [16] K. Sakurama, S.-i. Azuma, and T. Sugie, "Multi-agent coordination via distributed pattern matching," *IEEE Transactions on Automatic Control*, 2018.
- [17] L. Krick, M. E. Broucke, and B. A. Francis, "Stabilisation of infinitesimally rigid formations of multi-robot networks," *International Journal of Control*, vol. 82, no. 3, pp. 423–439, 2009.
- [18] J. Cortés, "Global and robust formation-shape stabilization of relative sensing networks," *Automatica*, vol. 45, no. 12, pp. 2754–2762, 2009.
- [19] Z. Sun, S. Mou, M. Deghat, B. D. O. Anderson, and A. S. Morse, "Finite time distance-based rigid formation stabilization and flocking," *IFAC Proceedings Volumes*, vol. 47, no. 3, pp. 9183–9189, 2014.
- [20] B. D. O. Anderson, C. Yu, B. Fidan, and J. M. Hendrickx, "Rigid graph control architectures for autonomous formations," *IEEE Control Systems*, vol. 28, no. 6, 2008.
- [21] Z. Sun, M.-C. Park, B. D. O. Anderson, and H.-S. Ahn, "Distributed stabilization control of rigid formations with prescribed orientation," *Automatica*, vol. 78, pp. 250–257, 2017.
- [22] B. D. O. Anderson, Z. Sun, T. Sugie, S.-i. Azuma, and K. Sakurama, "Formation shape control with distance and area constraints," *IFAC Journal of Systems and Control*, vol. 1, pp. 2–12, 2017.
- [23] M. Santos, Y. Diaz-Mercado, and M. Egerstedt, "Coverage control for multirobot teams with heterogeneous sensing capabilities," *IEEE Robotics and Automation Letters*, vol. 3, no. 2, pp. 919–925, 2018.
- [24] T. Liu, M. de Queiroz, P. Zhang, and M. Khaledyan, "Further results on the distance and area control of planar formations," *International Journal of Control*, pp. 1–17, 2019.
- [25] K. Sakurama, S.-i. Azuma, and T. Sugie, "Distributed controllers for multi-agent coordination via gradient-flow approach," *IEEE Transactions on Automatic Control*, vol. 60, no. 6, pp. 1471–1485, 2015.
- [26] M.-C. Park, Z. Sun, B. D. O. Anderson, and H.-S. Ahn, "Stability analysis on four agent tetrahedral formations," in *Proc. of the IEEE 53rd Annual Conference on Decision and Control (CDC)*, 2014, pp. 631–636.
- [27] M. Mesbahi and M. Egerstedt, *Graph theoretic methods in multiagent networks*. Princeton University Press, 2010.
- [28] T.-S. Tay and W. Whiteley, "Generating isostatic frameworks," *Structural Topology* 1985 Núm 11, 1985.
- [29] T. Eren, B. D. O. Anderson, W. Whiteley, A. S. Morse, and P. N. Belhumeur, "Merging globally rigid formations of mobile autonomous agents," in *Proc. of the IEEE 3rd International Joint Conference on Autonomous Agents and Multiagent Systems*, 2004, pp. 1260–1261.
- [30] S. Wiggins, *Introduction to applied nonlinear dynamical systems and chaos*. Springer Science & Business Media, 2003, vol. 2.
- [31] T. H. Summers, C. Yu, S. Dasgupta, and B. D. O. Anderson, "Control of minimally persistent leader-remote-follower and coleader formations in the plane," *IEEE Transactions on Automatic Control*, vol. 56, no. 12, pp. 2778–2792, 2011.