

On Robust Stability and Performance with a Fixed-Order Controller Design for Uncertain Systems

Jun Ma^a, Haiyue Zhu^b, Masayoshi Tomizuka^a, Tong Heng Lee^c

^a*Department of Mechanical Engineering, University of California, Berkeley, CA 94720 USA*

^b*Singapore Institute of Manufacturing Technology, A*STAR, Singapore 138634*

^c*Department of Electrical and Computer Engineering, National University of Singapore, Singapore 117583*

Abstract

Typically, it is desirable to design a control system that is not only robustly stable in the presence of parametric uncertainties but also guarantees an adequate level of system performance. However, most of the existing methods need to take all extreme models over an uncertain domain into consideration, which then results in costly computation. Also, since these approaches attempt (rather unrealistically) to guarantee the system performance over a full frequency range, a conservative design is always admitted. Here, taking a specific viewpoint of robust stability and performance under a stated restricted frequency range (which is applicable in rather many real-world situations), this paper provides an essential basis for the design of a fixed-order controller for a system with bounded parametric uncertainties. A Schur polynomial is used in the design and the robust stability is characterized by the notion of positive realness, such that the required robust stability condition is then suitably successfully constructed. Also, the robust performance criteria in terms of sensitivity shaping under different frequency ranges are constructed based on an approach of bounded realness analysis. Necessary and sufficient conditions are provided for both the robust stability and robust performance criteria. Furthermore, these conditions are expressed in the framework of linear matrix inequality (LMI) constraints, and thus can be efficiently solved. A numerical example is provided to illustrate the effectiveness of the proposed approach.

Key words: Robust stability, robust performance, parametric uncertainty, positive realness, bounded realness, linear matrix inequality, fixed-order controller.

1 Introduction

In quite a large number of control engineering applications, the presence of parametric uncertainties have been challenging issues to deal with, and there is a clear and evident need to consider their effects on the deterioration of system performance or even the cause of instability. There thus have been many great efforts which are devoted to developments in robust control for designing a control system that guarantees the required robust stability. Among all the techniques for robust stabilization, quadratic stabilization theory provides an effective basis to cater to these parametric uncertainties [1,2]. Related work in [3] presents a controller design approach to guarantee a prespecified disturbance attenuation level based on the algebraic Riccati equation. Further, these results have been extended in [4] to solve the H_∞ control prob-

lem. As a methodology with attractive applicability, H_∞ control has been extensively researched and developed over the period of the 1980s, particularly in view of the rather commonly needed requirement of robust stabilization and disturbance attenuation. In this very attractive approach, the frequency domain characteristics are also expressed by related mathematical statements in the time domain. With such a framework, developments proceeded such that in [5], several fundamental results on H_∞ control are established. However, these results are only for the classes of well-known systems. Then in [6], a linear system with norm-bounded parametric uncertainties is related to ARE-based H_∞ norm conditions. Moreover, robust H_∞ performance problems are addressed in [7,8,9,10,11,12] and a class of systems with norm-bounded parametric uncertainties is also taken into consideration.

Substantial further works on guaranteed cost control have also been presented [13,14,15,16,17], which aim to design a control system such that an upper bound of the quadratic performance is guaranteed for all admissible

Email addresses: jun.ma@berkeley.edu (Jun Ma), zhu.haiyue@simtech.a-star.edu.sg (Haiyue Zhu), tomizuka@berkeley.edu (Masayoshi Tomizuka), eleleeth@nus.edu.sg (Tong Heng Lee).

parametric uncertainties. Additionally in [18], a stabilizing controller is proposed for a class of systems with convex-bounded parametric uncertainties, which assures a certain specified attenuation level. However, to obtain a deterministic and reliable solution, it is required to check the stability and performance of the vertex set consisting of several extreme matrices [19]. Because the number of extreme systems to be checked increases exponentially with the uncertain parameters, the computation is always costly [20,21]. Meanwhile, other extensive developments have been made on the robustness property attainment involving interval matrix uncertainties to reduce the number of vertices that are required to be checked. For example, the work in [22] presents a new vertex result for the robust synthesis problem. But here too, if the interval uncertainties appear in the linear matrix inequality (LMI) in an affine way, a rather substantial number of LMIs will need to be integrated to be solved, and the solution is still exponential. Yet in some other scenarios, a randomized algorithm approach is employed to ensure the required stochastic robust stability and performance. However, most of these probabilistic approaches are solved based on Monte-Carlo simulation [23], and they are typically not considered as practically preferred due to these excessive simulations.

In view of the great potential for practical usage, the methodology of fixed-order controllers have attracted considerable attention for finite frequency specifications due to their simplicity, reliability, and ease of implementation [24,25]. Though the design of a fixed-order controller in the presence of parametric uncertainties is NP-hard, a variety of design approaches have been rather successfully used including bilinear matrix inequality (BMI) [26,27], convex approximation [28,29] and iterative heuristic optimization [30]. It is worthwhile to mention that for all these above-mentioned control methods, the robust performance property is achieved over the full frequency range. However, in many real-world situations, the control performance specifications are typically only specified and of pertinent interest within a stated frequency range for the real-world system to be controlled. Therefore, the design from the perspective of the full frequency range is overly conservative. To cater to the more realistic practical requirement of a restricted frequency range, recent researches reveal that these control strategies can be combined with certain appropriate frequency weighting functions [31]; but here, a required concomitant strong computational capability of the hardware is a burden in practical usage because these weighting functions invariably cause a marked increase in the system orders. Under these circumstances, a rather significant and important open problem therefore exists on an effective and efficient approach to design a fixed-order controller for a system affected by bounded parametric uncertainties, and which considers robust stability and performance under the condition of a stated restricted frequency range, but without all the afore-mentioned practical difficulties.

Thus in this work, the key objective is to design a fixed-order controller for an uncertain system that guarantees closed-loop stability and a suitably adequate level of performance under a stated restricted frequency range, and which addresses all the short-comings previously highlighted. As part of the methodology in the development in this work, the connection between the time domain method and frequency domain specifications are established to meet the stability criteria and the performance specifications. Several theorems are then developed and provided to support the derivation of the main results. Then, necessary and sufficient conditions are given to ensure the robust stability of the closed-loop system in the presence of the bounded parametric uncertainties. Additionally further, necessary and sufficient conditions are also provided for the robust performance of the system which is guaranteed in terms of sensitivity shaping. These conditions on the closed-loop stability and frequency domain characteristics are suitably expressed by the respective LMIs.

The remainder of this paper is organized as follows. In Section II, the necessary preliminaries on the closed-loop control of a system with bounded parametric uncertainties and frequency range characterization are provided. Then, a first set of newly developed theoretical results in this work on the robust stability condition is presented in Section III. Next, further theoretical results developed in this work on robust performance criteria are presented in Section IV. In Section V, to validate the new proposed controller design approach, a numerical example is provided with simulation results to show its effectiveness. Finally, conclusions are drawn in Section VI.

Notations: For matrix A , the symbols A^T and A^* represent the transpose and the complex conjugate transpose of a matrix, respectively. $\text{Re}(A)$ denotes the real part of a matrix. I represents the identity matrix with appropriate dimensions. $\text{diag}\{a_1, a_2, \dots, a_n\}$ represents the diagonal matrix with numbers a_1, a_2, \dots, a_n as diagonal entries. \mathbb{R} and \mathbb{C} indicates the sets of real and complex matrices, respectively. \mathbb{H}_n stands for the set of $n \times n$ complex Hermitian matrices. $f * g$ denotes the convolution operation of two functions. The operator \otimes represents the Kronecker's product.

2 Preliminaries

2.1 Problem statement

As in typical nomenclature, the Single-Input-Single-Output (SISO) plant is represented by an n th-order rational transfer function in continuous time, and is given by

$$P(s) = \frac{b_1 s^{n-1} + \dots + b_n}{s^n + a_1 s^{n-1} + \dots + a_n}, \quad (1)$$

where a_i and b_i are uncertain parameters with $a_i \in [a_i^l, a_i^u]$ and $b_i \in [b_i^l, b_i^u]$, $i = 1, 2, \dots, n$.

Next, define $a_i^c = (a_i^l + a_i^u)/2$ and $b_i^c = (b_i^l + b_i^u)/2$ as the medians of the uncertain parameters a_i and b_i , respectively. Similarly, further define $a_i^d = (a_i^u - a_i^l)/2$ and $b_i^d = (b_i^u - b_i^l)/2$ as the deviations of the uncertain parameters a_i and b_i , respectively. Then, $a_i = a_i^c + a_i^d \delta_{ai}$, $b_i = b_i^c + b_i^d \delta_{bi}$, where $\delta_{ai} \in [-1, 1]$ and $\delta_{bi} \in [-1, 1]$ are standard interval variables.

Also, define $\Delta_a = \text{diag}\{\delta_{a1}, \delta_{a2}, \dots, \delta_{an}\}$ and $\Delta_b = \text{diag}\{\delta_{b1}, \delta_{b2}, \dots, \delta_{bn}\}$, and the plant (1) can be expressed by

$$P(s) = \frac{(\mathbf{b}^c + [0 \quad \mathbf{b}_d \Delta_b]) \mathbf{s}_n^T}{(\mathbf{a}^c + [0 \quad \mathbf{a}_d \Delta_a]) \mathbf{s}_n^T}, \quad (2)$$

where $\mathbf{a}^c = [1 \quad a_1^c \quad a_2^c \quad \dots \quad a_n^c]$, $\mathbf{b}^c = [0 \quad b_1^c \quad b_2^c \quad \dots \quad b_n^c]$, $\mathbf{a}_d = [a_1^d \quad a_2^d \quad \dots \quad a_n^d]$, $\mathbf{b}_d = [b_1^d \quad b_2^d \quad \dots \quad b_n^d]$, $\mathbf{s}_n = [s^n \quad s^{n-1} \quad \dots \quad s \quad 1]$. For brevity, define $\mathbf{a} = \mathbf{a}^c + [0 \quad \mathbf{a}_d \Delta_a]$ and $\mathbf{b} = \mathbf{b}^c + [0 \quad \mathbf{b}_d \Delta_b]$.

By the standard negative feedback configuration, an m th-order controller is to be designed, which is given by

$$K(s) = \frac{y_0 s^m + y_1 s^{m-1} + \dots + y_m}{s^m + x_1 s^{m-1} + \dots + x_m}. \quad (3)$$

Equivalently, (3) is expressed by

$$K(s) = \frac{\mathbf{y} \mathbf{s}_m^T}{\mathbf{x} \mathbf{s}_m^T}, \quad (4)$$

where $\mathbf{x} = [1 \quad x_1 \quad x_2 \quad \dots \quad x_m]$, $\mathbf{y} = [y_0 \quad y_1 \quad y_2 \quad \dots \quad y_m]$, $\mathbf{s}_m = [s^m \quad s^{m-1} \quad \dots \quad s \quad 1]$.

For the closed-loop system, the sensitivity transfer function $S(s)$ and the complementary sensitivity transfer function $T(s)$ are given by

$$S(s) = \frac{S_{num}}{S_{den}}, \quad T(s) = \frac{T_{num}}{T_{den}}, \quad (5)$$

respectively, where $S_{num} = (\mathbf{a} * \mathbf{x}) \mathbf{s}_{m+n}^T$, $T_{num} = (\mathbf{b} * \mathbf{y}) \mathbf{s}_{m+n}^T$, $S_{den} = T_{den} = (\mathbf{a} * \mathbf{x} + \mathbf{b} * \mathbf{y}) \mathbf{s}_{m+n}^T$, with $\mathbf{s}_{m+n} = [s^{m+n} \quad s^{m+n-1} \quad \dots \quad s \quad 1]$. Equivalently, we have

$$\begin{aligned} S_{num} &= (\mathbf{a}^c * \mathbf{x}) \mathbf{s}_{m+n}^T + ((\mathbf{a}_d \Delta_a) * \mathbf{x}) \mathbf{s}_{m+n-1}^T, \\ T_{num} &= (\mathbf{b}^c * \mathbf{y}) \mathbf{s}_{m+n}^T + ((\mathbf{b}_d \Delta_b) * \mathbf{y}) \mathbf{s}_{m+n-1}^T, \\ S_{den} = T_{den} &= (\mathbf{a}^c * \mathbf{x} + \mathbf{b}^c * \mathbf{y}) \mathbf{s}_{m+n}^T \\ &\quad + ((\mathbf{a}_d \Delta_a) * \mathbf{x} + (\mathbf{b}_d \Delta_b) * \mathbf{y}) \mathbf{s}_{m+n-1}^T, \end{aligned} \quad (6)$$

where $\mathbf{s}_{m+n-1} = [s^{m+n-1} \quad s^{m+n-2} \quad \dots \quad s \quad 1]$.

Thus the objective here is to design a fixed-order controller $K(s)$ for the uncertain system $P(s)$ such that (1). The robust stability of the closed-loop system is guaranteed in the presence of parametric uncertainties.

(2). The robust performance specifications of the closed-loop system in terms of sensitivity shaping are satisfied, i.e. $|S(j\omega)| < \rho_s$, $\omega \in \Omega_s$ and $|T(j\omega)| < \rho_t$, $\omega \in \Omega_t$.

2.2 Frequency range characterization

A curve on the complex plane is a collection of points $\lambda(t) \in \mathbb{C}^{p \times q}$ continuously parameterized by t , for $t_0 \leq t \leq t_f$, where $t_0, t_f \in \mathbb{R} \cup \{\pm\infty\}$, which can be characterized by a set

$$\Lambda(\Phi, \Psi) = \{\lambda \in \mathbb{C} : \sigma(\lambda, \Phi) = 0, \sigma(\lambda, \Psi) \geq 0\}, \quad (7)$$

where $\Phi, \Psi \in \mathbb{H}_2$ and

$$\sigma(\lambda, \Phi) = \begin{bmatrix} \lambda \\ I \end{bmatrix}^* \Phi \begin{bmatrix} \lambda \\ I \end{bmatrix}, \quad \sigma(\lambda, \Psi) = \begin{bmatrix} \lambda \\ I \end{bmatrix}^* \Psi \begin{bmatrix} \lambda \\ I \end{bmatrix}. \quad (8)$$

For the continuous time domain, one has

$$\Phi = \begin{bmatrix} 0 & 1 \\ 1 & 0 \end{bmatrix}, \quad \Psi = \{j\omega : \omega \in \Omega\}, \quad (9)$$

where Ω is a subset of real numbers determined by Ψ . Table 1 summarizes the characterization of finite frequency ranges [32].

Table 1
Characterization of frequency range

Ω	$\omega \in [0, \omega_l]$	$\omega \in [\omega_l, \omega_h]$	$\omega \in [\omega_h, +\infty)$
Ψ	$\begin{bmatrix} -1 & 0 \\ 0 & \omega_l^2 \end{bmatrix}$	$\begin{bmatrix} -1 & j\frac{\omega_h + \omega_l}{2} \\ -j\frac{\omega_h + \omega_l}{2} & -\omega_l \omega_h \end{bmatrix}$	$\begin{bmatrix} 1 & 0 \\ 0 & -\omega_h^2 \end{bmatrix}$

3 Robust stability characterization via real positiveness analysis

In this section, first of all, pertinent new results Theorem 1 and Theorem 2 are presented, which are used in the sequel for deriving the robust stability condition.

Theorem 1 *Given matrices Q, H, E with appropriate dimensions, Q is symmetrical, $\Delta = \text{diag}\{\delta_1, \delta_2, \dots, \delta_n\}$ with $\delta_i \in [-1, 1]$, $i = 1, 2, \dots, n$,*

$$Q + \begin{bmatrix} 0 & E^T \Delta H^T \\ H \Delta E & 0 \end{bmatrix} < 0 \quad (10)$$

holds if and only if there exists a matrix $R = \text{diag}\{\varepsilon_1, \varepsilon_2, \dots, \varepsilon_n\}$ with $\varepsilon_i > 0$, $i = 1, 2, \dots, n$, such that

$$Q + \begin{bmatrix} E^T R^{-1} E & 0 \\ 0 & H R H^T \end{bmatrix} < 0. \quad (11)$$

Proof of Theorem 1: To prove Theorem 1, Lemma 1 is introduced first.

Lemma 1 [12] *Given matrices Q , H , E and R of appropriate dimensions and with Q and R symmetrical and $R > 0$, then*

$$Q + HFE + E^T F^T H^T < 0, \quad (12)$$

for all F satisfying $F^T F \leq R$, if and only if there exists some $\varepsilon > 0$ such that

$$Q + \varepsilon^2 HH^T + \varepsilon^{-2} E^T R E < 0. \quad (13)$$

Sufficiency: By matrix decomposition, (10) is equivalent to

$$Q + \begin{bmatrix} 0 \\ H \end{bmatrix} \Delta \begin{bmatrix} E & 0 \end{bmatrix} + \begin{bmatrix} E & 0 \end{bmatrix}^T \Delta \begin{bmatrix} 0 \\ H \end{bmatrix} < 0. \quad (14)$$

$\begin{bmatrix} 0 \\ H \end{bmatrix}^T$ can be partitioned as n column vectors, i.e. H_1, H_2, \dots, H_n ; similarly, $\begin{bmatrix} E & 0 \end{bmatrix}$ can be partitioned as n row vectors, i.e. E_1, E_2, \dots, E_n . Then, it is easy to obtain

$$\begin{bmatrix} 0 \\ H \end{bmatrix} \Delta \begin{bmatrix} E & 0 \end{bmatrix} + \begin{bmatrix} E & 0 \end{bmatrix}^T \Delta \begin{bmatrix} 0 \\ H \end{bmatrix} = \sum_{i=1}^n (H_i \delta_i E_i + E_i^T \delta_i H_i^T). \quad (15)$$

Thus, (14) is equivalent to

$$Q + \sum_{i=1}^n (H_i \delta_i E_i + E_i^T \delta_i H_i^T) < 0. \quad (16)$$

Define

$$Q_{n-1} = Q + \sum_{i=1}^{n-1} (H_i \delta_i E_i + E_i^T \delta_i H_i^T), \quad (17)$$

then (16) can be written as

$$Q_{n-1} + H_n \delta_n E_n + E_n^T \delta_n H_n^T < 0. \quad (18)$$

From Lemma 1, (18) holds if and only if there exists $\varepsilon_n > 0$ such that

$$Q_{n-1} + \varepsilon_n H_n H_n^T + \varepsilon_n^{-1} E_n^T E_n < 0. \quad (19)$$

Similarly, define

$$Q_{n-2} = Q + \sum_{i=1}^{n-2} (H_i \delta_i E_i + E_i^T \delta_i H_i^T) + \varepsilon_n H_n H_n^T + \varepsilon_n^{-1} E_n^T E_n, \quad (20)$$

then (19) is equivalent to

$$Q_{n-2} + H_{n-1} \delta_{n-1} E_{n-1} + E_{n-1}^T \delta_{n-1} H_{n-1}^T < 0. \quad (21)$$

Again, from Lemma 1, (21) holds if and only if there exists $\varepsilon_{n-1} > 0$ such that

$$Q_{n-2} + \varepsilon_{n-1} H_{n-1} H_{n-1}^T + \varepsilon_{n-1}^{-1} E_{n-1}^T E_{n-1} < 0. \quad (22)$$

Substitute (20) to (22), we have

$$Q + \sum_{i=1}^{n-2} (H_i \delta_i E_i + E_i^T \delta_i^{-1} H_i^T) + \varepsilon_{n-1} H_{n-1} H_{n-1}^T + \varepsilon_{n-1}^{-1} E_{n-1}^T E_{n-1} + \varepsilon_n H_n H_n^T + \varepsilon_n^{-1} E_n^T E_n < 0. \quad (23)$$

In a similar way, it is straightforward that (14) holds if and only if there exists $\varepsilon_1, \varepsilon_2, \dots, \varepsilon_n > 0$ such that

$$Q + \sum_{i=1}^n (\varepsilon_i H_i H_i^T + \varepsilon_i^{-1} E_i^T E_i) < 0. \quad (24)$$

Define $R = \text{diag}\{\varepsilon_1, \varepsilon_2, \dots, \varepsilon_n\}$, we have

$$Q + \begin{bmatrix} E & 0 \end{bmatrix}^T R^{-1} \begin{bmatrix} E & 0 \end{bmatrix} + \begin{bmatrix} 0 \\ H \end{bmatrix} R \begin{bmatrix} 0 \\ H \end{bmatrix} < 0, \quad (25)$$

which can be further expressed by

$$Q + \begin{bmatrix} E^T R^{-1} E & 0 \\ 0 & H R H^T \end{bmatrix} < 0. \quad (26)$$

Necessity: it can be proved in a similar way thus is omitted. \square

Theorem 2 *Given matrices Q , H_i , E_i , $i = 1, 2, \dots, m$ with appropriate dimensions, Q is symmetrical, $\Delta_i = \text{diag}\{\delta_{i1}, \delta_{i2}, \dots, \delta_{in}\}$ with $\delta_{ij} \in [-1, 1]$, $i = 1, 2, \dots, m$, $j = 1, 2, \dots, n$,*

$$Q + \begin{bmatrix} 0 & \sum_{i=1}^m E_i^T \Delta_i H_i^T \\ \sum_{i=1}^m H_i \Delta_i E_i & 0 \end{bmatrix} < 0 \quad (27)$$

holds if and only if there exists matrices $R_i = \text{diag}\{\varepsilon_{i1}, \varepsilon_{i2}, \dots, \varepsilon_{in}\}$ with $\varepsilon_{ij} > 0$, $i = 1, 2, \dots, m$, $j = 1, 2, \dots, n$, such that

$$Q + \begin{bmatrix} \sum_{i=1}^m E_i^T R_i^{-1} E_i & 0 \\ 0 & \sum_{i=1}^m H_i R_i H_i^T \end{bmatrix} < 0. \quad (28)$$

Proof of Theorem 2: Theorem 2 is essentially an extension of Theorem 1, the proof is rather straightforward and is omitted here. \square

Next, a Schur polynomial $d_c(s)$ is selected and an associated transfer function is defined as

$$\begin{aligned} G_s(s) &= \frac{(\mathbf{a} * \mathbf{x} + \mathbf{b} * \mathbf{y}) \mathbf{s}_{m+n}^T}{d_c(s)} \\ &= G_{sn}(s) + G_{su}(s), \end{aligned} \quad (29)$$

where $G_{sn}(s)$ and $G_{su}(s)$ are the nominal part and uncertain part of $G_s(s)$, respectively, which are given by

$$\begin{aligned} G_{sn}(s) &= \frac{(\mathbf{a}^c * \mathbf{x} + \mathbf{b}^c * \mathbf{y}) \mathbf{s}_{m+n}^T}{d_c(s)}, \\ G_{su}(s) &= \frac{((\mathbf{a}_d \Delta_a) * \mathbf{x} + (\mathbf{b}_d \Delta_b) * \mathbf{y}) \mathbf{s}_{m+n-1}^T}{d_c(s)}. \end{aligned} \quad (30)$$

The realization of $G_{sn}(s)$ in the controllable canonical form is denoted by

$$\sum_{sn} \triangleq \{A_{sn}, B_{sn}, C_{sn}, D_{sn}\}, \quad (31)$$

and then the realization of $G_s(s)$ is given by

$$\sum_s \triangleq \{A_{sn}, B_{sn}, C_{sn} + \mathbf{a}_d \Delta_a X + \mathbf{b}_d \Delta_b Y, D_{sn}\}. \quad (32)$$

Notably here, the stability of the system is closely related to the notion of positive realness, and it is guaranteed if and only if

$$\operatorname{Re}(G_s(s)) > 0. \quad (33)$$

Then, to construct a condition for the needed robust stability in the presence of parametric uncertainties, Theorem 3 is proposed.

Theorem 3 *The robust stability of the system (1) in the presence of bounded parametric uncertainties characterized by standard interval variables is guaranteed under the controller (3) if and only if there exists a Hermitian matrix P_s , diagonal matrices $R_{sa} > 0$ and $R_{sb} > 0$ such that*

$$\left[\begin{array}{c|cc} \Gamma_s & X^T & Y^T \\ \hline & 0 & 0 \\ \hline X & 0 & -R_{sa} \\ Y & 0 & -R_{sb} \end{array} \right] < 0, \quad (34)$$

where

$$\begin{aligned} \Gamma_s &= \begin{bmatrix} A_{sn} & B_{sn} \\ I & 0 \end{bmatrix}^T \begin{bmatrix} 0 & P_s \\ P_s & 0 \end{bmatrix} \begin{bmatrix} A_{sn} & B_{sn} \\ I & 0 \end{bmatrix} \\ &\quad - \begin{bmatrix} 0 & C_{sn}^T \\ C_{sn} & D_{sn} + D_{sn}^T + \mathbf{a}_d R_{sa} \mathbf{a}_d^T + \mathbf{b}_d R_{sb} \mathbf{b}_d^T \end{bmatrix}, \end{aligned} \quad (35)$$

X and Y are the Toeplitz matrices, where

$$\begin{aligned} X &= \begin{bmatrix} 1 & x_1 & \cdots & x_m & 0 & 0 & 0 \\ 0 & 1 & x_1 & \cdots & x_m & 0 & 0 \\ \vdots & \vdots & \vdots & \ddots & \vdots & \vdots & \vdots \\ 0 & 0 & 0 & 1 & x_1 & \cdots & x_m \end{bmatrix}, \\ Y &= \begin{bmatrix} y_0 & y_1 & \cdots & y_m & 0 & 0 & 0 \\ 0 & y_0 & y_1 & \cdots & y_m & 0 & 0 \\ \vdots & \vdots & \vdots & \ddots & \vdots & \vdots & \vdots \\ 0 & 0 & 0 & y_0 & y_1 & \cdots & y_m \end{bmatrix}. \end{aligned} \quad (36)$$

Proof of Theorem 3: Before proceeding to prove Theorem 3, Lemma 2 is introduced.

Lemma 2 [33] *Consider $\Sigma \triangleq \{A, B, C, D\}$ as a minimal state-space realization of a rational and proper transfer function $G(s)$, the positive realness condition*

$$\operatorname{Re}(G(s)) > 0, \quad (37)$$

is guaranteed if and only if there admits a Hermitian matrix $P > 0$ such that

$$\begin{bmatrix} A & B \\ I & 0 \end{bmatrix}^T \begin{bmatrix} 0 & P \\ P & 0 \end{bmatrix} \begin{bmatrix} A & B \\ I & 0 \end{bmatrix} - \begin{bmatrix} 0 & C^T \\ C & D + D^T \end{bmatrix} < 0. \quad (38)$$

From Lemma 2, considering the state-space realization (32), the positive realness condition (33) is guaranteed if and only if there exists a Hermitian matrix $P_s > 0$ such that

$$\begin{aligned} &\begin{bmatrix} A_{sn} & B_{sn} \\ I & 0 \end{bmatrix}^T \begin{bmatrix} 0 & P_s \\ P_s & 0 \end{bmatrix} \begin{bmatrix} A_{sn} & B_{sn} \\ I & 0 \end{bmatrix} - \begin{bmatrix} 0 & C_{sn}^T \\ C_{sn} & D_{sn} + D_{sn}^T \end{bmatrix} \\ &+ \begin{bmatrix} 0 & -X^T \Delta_a \mathbf{a}_d^T - Y^T \Delta_b \mathbf{b}_d^T \\ -\mathbf{a}_d \Delta_a X - \mathbf{b}_d \Delta_b Y & 0 \end{bmatrix} < 0. \end{aligned} \quad (39)$$

From Theorem 2, (39) holds if and only if there exists

positive definite diagonal matrices R_{sa} and R_{sb} such that

$$\begin{aligned} & \begin{bmatrix} A_{sn} & B_{sn} \\ I & 0 \end{bmatrix}^T \begin{bmatrix} 0 & P_s \\ P_s & 0 \end{bmatrix} \begin{bmatrix} A_{sn} & B_{sn} \\ I & 0 \end{bmatrix} - \begin{bmatrix} 0 & C_{sn}^T \\ C_{sn} & D_{sn} + D_{sn}^T \end{bmatrix} \\ & + \begin{bmatrix} X^T R_{sa}^{-1} X + Y^T R_{sb}^{-1} Y & 0 \\ 0 & \mathbf{a}_d R_{sa} \mathbf{a}_d^T + \mathbf{b}_d R_{sb} \mathbf{b}_d^T \end{bmatrix} < 0. \end{aligned} \quad (40)$$

Then, we have

$$\begin{aligned} & \begin{bmatrix} A_{sn} & B_{sn} \\ I & 0 \end{bmatrix}^T \begin{bmatrix} 0 & P_s \\ P_s & 0 \end{bmatrix} \begin{bmatrix} A_{sn} & B_{sn} \\ I & 0 \end{bmatrix} - \begin{bmatrix} 0 & C_{sn}^T \\ C_{sn} & D_{sn} + D_{sn}^T \end{bmatrix} \\ & + \begin{bmatrix} 0 \\ \mathbf{a}_d \end{bmatrix} R_{sa} \begin{bmatrix} 0 & \mathbf{a}_d^T \end{bmatrix} + \begin{bmatrix} 0 \\ \mathbf{b}_d \end{bmatrix} R_{sb} \begin{bmatrix} 0 & \mathbf{b}_d^T \end{bmatrix} \\ & + \begin{bmatrix} X^T \\ 0 \end{bmatrix} R_{sa}^{-1} \begin{bmatrix} X & 0 \end{bmatrix} + \begin{bmatrix} Y^T \\ 0 \end{bmatrix} R_{sb}^{-1} \begin{bmatrix} Y & 0 \end{bmatrix} < 0, \end{aligned} \quad (41)$$

which can be further expressed in the form of (34). This completes the proof of the theorem. \square

4 Robust performance characterization with sensitivity shaping

To develop an effective methodology for robust performance characterization with sensitivity shaping, it is pertinent to note here that robust performance specifications are suitably characterized, where the infinity norm of the sensitivity function and the complementary sensitivity function are bounded by certain values. With a given Schur polynomial, the stated bound condition on the infinity norm of a rational transfer function can be separated by two conditions. To summarize this finding, Theorem 4 is now presented.

Theorem 4 Consider a rational transfer function $G(s) = n(\lambda, s)/d(\lambda, s)$, where λ is a parameter vector appeared affinely in the polynomials $n(\lambda, s)$ and $d(\lambda, s)$. For any given Schur polynomial $d_c(s)$, $|G(s)| < \rho$ is guaranteed if the following two conditions hold:

$$\left| \frac{n(\lambda, s)}{d_c(s)} \right| < (1 - \delta)\rho, \quad (42)$$

and

$$\left| 1 - \frac{d(\lambda, s)}{d_c(s)} \right| < \delta, \quad (43)$$

where $\delta \in (0, 1)$.

Proof of Theorem 4: From (43), we have

$$1 - \delta < \left| \frac{d(\lambda, s)}{d_c(s)} \right| < 1 + \delta. \quad (44)$$

By (42)/(44), it is easy to verify that

$$\left| \frac{n(\lambda, s)}{d(\lambda, s)} \right| < \rho, \quad (45)$$

which corresponds to $|G(s)| < \rho$. \square

Following the above developments, here remarkably, it can be seen that it is possible to note that $d_c(s)$ is appropriate to be interpreted as a central polynomial to characterize the basic performance of the system, and additional discussions on the design of an appropriate central polynomial can be found in [29].

Then, before proceeding to develop the required robust performance criterion, Theorem 2 is next readily extended to be suitable for a more general case, which is summarized by the following theorem.

Theorem 5 Given matrices $Q, H_i, E_i, i = 1, 2, \dots, m$ with appropriate dimensions, Q is symmetrical, $\Delta_i = \text{diag}\{\delta_{i1}, \delta_{i2}, \dots, \delta_{in}\}$ with $\delta_{ij} \in [-1, 1], i = 1, 2, \dots, m, j = 1, 2, \dots, n$,

$$Q + \begin{bmatrix} 0 & 0 \cdots 0 & \sum_{i=1}^m E_i^T \Delta_i H_i^T \\ 0 & 0 \cdots 0 & 0 \\ \vdots & \vdots \ddots \vdots & \vdots \\ 0 & 0 \cdots 0 & 0 \\ \sum_{i=1}^m H_i \Delta_i E_i & 0 \cdots 0 & 0 \end{bmatrix} < 0 \quad (46)$$

holds if and only if there exists matrices $R_i = \text{diag}\{\varepsilon_{i1}, \varepsilon_{i2}, \dots, \varepsilon_{in}\}$ with $\varepsilon_{ij} > 0, i = 1, 2, \dots, m, j = 1, 2, \dots, n$, such that

$$Q + \begin{bmatrix} \sum_{i=1}^m E_i^T R_i^{-1} E_i & 0 \cdots 0 & 0 \\ 0 & 0 \cdots 0 & 0 \\ \vdots & \vdots \ddots \vdots & \vdots \\ 0 & 0 \cdots 0 & 0 \\ 0 & 0 \cdots 0 & \sum_{i=1}^m H_i R_i H_i^T \end{bmatrix} < 0. \quad (47)$$

Proof of Theorem 5: Theorem 5 is an extension of Theorem 2, and the mostly straightforward proof is omitted. \square

At this stage, define the transfer functions $G_{p1}(s)$ and $G_{p2}(s)$ as

$$\begin{aligned} G_{p1}(s) &= G_{p1n}(s) + G_{p1u}(s), \\ G_{p2}(s) &= G_{p2n}(s) + G_{p2u}(s), \end{aligned} \quad (48)$$

where

$$\begin{aligned} G_{p1n}(s) &= 1 - G_{sn}(s), \\ G_{p1u}(s) &= -G_{su}(s), \\ G_{p2n}(s) &= \frac{(\mathbf{a}^c * \mathbf{x}) \mathbf{s}_{m+n}^T}{d_c(s)}, \\ G_{p2u}(s) &= \frac{(\mathbf{a}_d \Delta_a * \mathbf{x}) \mathbf{s}_{m+n-1}^T}{d_c(s)}. \end{aligned} \quad (49)$$

From Theorem 4, $|S(j\omega)| < \rho_s$, $\forall \omega \in \Omega_s$ is guaranteed if the following two conditions hold:

$$|G_{p1}(j\omega)| < \delta_s, \quad \omega \in \Omega_s, \quad (50)$$

and

$$|G_{p2}(j\omega)| < (1 - \delta_s)\rho_s, \quad \omega \in \Omega_s, \quad (51)$$

with $\delta_s \in (0, 1)$. Since $G_{p1n}(s)$ and $G_{p2n}(s)$ can be realized in the controllable canonical form as

$$\begin{aligned} \sum_{p1n} &\triangleq \{A_{p1n}, B_{p1n}, C_{p1n}, D_{p1n}\}, \\ \sum_{p2n} &\triangleq \{A_{p2n}, B_{p2n}, C_{p2n}, D_{p2n}\}, \end{aligned} \quad (52)$$

respectively, the state-space realizations of $G_{p1}(s)$ and $G_{p2}(s)$ are given by

$$\begin{aligned} \sum_{p1} &\triangleq \{A_{p1n}, B_{p1n}, C_{p1n} + \mathbf{a}_d \Delta_a X + \mathbf{b}_d \Delta_b Y, D_{p1n}\}, \\ \sum_{p2} &\triangleq \{A_{p2n}, B_{p2n}, C_{p2n} + \mathbf{a}_d \Delta_a X, D_{p2n}\}, \end{aligned} \quad (53)$$

respectively.

Then, the conditions of robust performance specification in terms of the sensitivity function are summarized by Theorem 6.

Theorem 6 *The robust performance specification $|S(j\omega)| < \rho_s$, $\omega \in \Omega_s$ of the system (1) in the presence of bounded parametric uncertainties characterized by standard interval variables is guaranteed under the controller (3) if and only if there exists Hermitian matrices P_{p1} and $Q_{p1} > 0$, P_{p2} and $Q_{p2} > 0$, diagonal matrices $R_{p1a} > 0$, $R_{p1b} > 0$ and $R_{p2a} > 0$, $R_{p2b} > 0$ such that*

$$\left[\begin{array}{cc|cc} \Gamma_{p1} & & C_{p1n}^T & X^T & Y^T \\ & & D_{p1n}^T & 0 & 0 \\ \hline C_{p1n} & D_{p1n} & H_{p1} & 0 & 0 \\ X & 0 & 0 & -R_{p1a} & 0 \\ Y & 0 & 0 & 0 & -R_{p1b} \end{array} \right] < 0, \quad (54)$$

$$\left[\begin{array}{cc|cc} \Gamma_{p2} & & C_{p2n}^T & X^T \\ & & D_{p2n}^T & 0 \\ \hline C_{p2n} & D_{p2n} & H_{p2} & 0 \\ X & 0 & 0 & -R_{p2b} \end{array} \right] < 0, \quad (55)$$

where

$$\Gamma_{p1} = \begin{bmatrix} A_{p1n} & B_{p1n} \\ I & 0 \end{bmatrix}^T \Xi_{p1} \begin{bmatrix} A_{p1n} & B_{p1n} \\ I & 0 \end{bmatrix} + \begin{bmatrix} 0 & 0 \\ 0 & -\delta_s \end{bmatrix}, \quad (56)$$

$$\Gamma_{p2} = \begin{bmatrix} A_{p2n} & B_{p2n} \\ I & 0 \end{bmatrix}^T \Xi_{p2} \begin{bmatrix} A_{p2n} & B_{p2n} \\ I & 0 \end{bmatrix} + \begin{bmatrix} 0 & 0 \\ 0 & (\delta_s - 1)\rho_s \end{bmatrix}, \quad (57)$$

$\Xi_{p1} = \Phi_s \otimes P_{p1} + \Psi_s \otimes Q_{p1}$, $\Xi_{p2} = \Phi_s \otimes P_{p2} + \Psi_s \otimes Q_{p2}$, Φ_s and Θ_s are matrices that characterize the frequency range as given in Section I, $H_{p1} = \mathbf{a}_d R_{p1a} \mathbf{a}_d^T + \mathbf{b}_d R_{p1b} \mathbf{b}_d^T - \delta_s$, $H_{p2} = \mathbf{a}_d R_{p2a} \mathbf{a}_d^T + (\delta_s - 1)\rho_s$, $\delta_s \in (0, 1)$.

Proof of Theorem 6: Before the proof of Theorem 6, Lemma 3 is introduced.

Lemma 3 [32] *Consider (A, B, C, D) as a minimal state-space realization of a rational transfer function $G(s)$, given $\rho > 0$, the finite frequency bounded realness condition*

$$|G(j\omega)| < \rho, \quad \omega \in \Omega, \quad (58)$$

is guaranteed if and only if there exists Hermitian matrices P and $Q > 0$, such that

$$\left[\begin{array}{cc|cc} \left[\begin{array}{cc} A & B \\ I & 0 \end{array} \right]^T & & \begin{bmatrix} A & B \\ I & 0 \end{bmatrix} & + & \begin{bmatrix} 0 & 0 \\ 0 & -\rho \end{bmatrix} & C^T \\ & & C & D & & -\rho \end{array} \right] < 0, \quad (59)$$

where $\Xi = \Phi \otimes P + \Psi \otimes Q$, and Φ and Ψ are matrices to characterize the frequency range Ω .

From Lemma 3, the robust specification (50) is guaranteed if and only if there exists Hermitian matrices P_{p1} and $Q_{p1} > 0$, such that

$$\left[\begin{array}{cc|cc} \Gamma_{p1} & & C_{p1n}^T + X^T \Delta_a \mathbf{a}_d^T \\ & & + Y^T \Delta_b \mathbf{b}_d^T \\ & & D_{p1n}^T \\ \hline C_{p1n} + \mathbf{a}_d \Delta_a X & D_{p1n} & & -\delta_s \end{array} \right] < 0, \quad (60)$$

Equivalently, we have

$$\begin{aligned} & \left[\begin{array}{c|c} \Gamma_{p1} & \begin{matrix} C_{p1n}^T \\ D_{p1n}^T \end{matrix} \\ \hline C_{p1n} & D_{p1n} \end{array} \middle| -\delta_s \right] \\ & + \left[\begin{array}{cc|cc} 0 & 0 & X^T \Delta_a \mathbf{a}_d^T + Y^T \Delta_b \mathbf{b}_d^T & \\ 0 & 0 & 0 & \\ \mathbf{a}_d \Delta_a X + \mathbf{b}_d \Delta_b Y & 0 & 0 & \end{array} \right] < 0. \end{aligned} \quad (61)$$

From Theorem 5, (61) holds if and only if there exists positive definite diagonal matrices R_{p1a} and R_{p1b} such that

$$\begin{aligned} & \left[\begin{array}{c|c} \Gamma_{p1} & \begin{matrix} C_{p1n}^T \\ D_{p1n}^T \end{matrix} \\ \hline C_{p1n} & D_{p1n} \end{array} \middle| -\delta_s \right] \\ & + \left[\begin{array}{cc|cc} X^T R_{p1a}^{-1} X + Y^T R_{p1b}^{-1} Y & 0 & 0 & \\ 0 & 0 & 0 & \\ 0 & 0 & \mathbf{a}_d R_{p1a} \mathbf{a}_d^T + \mathbf{b}_d R_{p1b} \mathbf{b}_d^T & \end{array} \right] < 0. \end{aligned} \quad (62)$$

Then, we have

$$\begin{aligned} & \left[\begin{array}{c|c} \Gamma_{p1} & \begin{matrix} C_{p1n}^T \\ D_{p1n}^T \end{matrix} \\ \hline C_{p1n} & D_{p1n} \end{array} \middle| -\delta_s \right] + \begin{bmatrix} 0 \\ 0 \\ \mathbf{a}_d \end{bmatrix} R_{p1a} \begin{bmatrix} 0 & 0 & \mathbf{a}_d^T \end{bmatrix} \\ & + \begin{bmatrix} 0 \\ 0 \\ \mathbf{b}_d \end{bmatrix} R_{p1b} \begin{bmatrix} 0 & 0 & \mathbf{b}_d^T \end{bmatrix} + \begin{bmatrix} X^T \\ 0 \\ 0 \end{bmatrix} R_{p1a}^{-1} \begin{bmatrix} X & 0 & 0 \end{bmatrix} \\ & + \begin{bmatrix} Y^T \\ 0 \\ 0 \end{bmatrix} R_{p1b}^{-1} \begin{bmatrix} Y & 0 & 0 \end{bmatrix} < 0, \end{aligned} \quad (63)$$

which can be further expressed in the form of (54).

Therefore, it can be obtained that the condition (50) is guaranteed if and only if there exists Hermitian matrices P_{p1} and $Q_{p1} > 0$, and positive definite diagonal matrices R_{p1a} and R_{p1b} such that (54) is satisfied. Similarly, the condition (51) is guaranteed if and only if there exists Hermitian matrices P_{p2} and $Q_{p2} > 0$, and positive definite diagonal matrices R_{p2a} and R_{p2b} such that (55) is satisfied. This completes the proof of the theorem. \square

Furthermore, the results on the specification in terms of the sensitivity function $|S(j\omega)| < \rho_s$, $\omega \in \Omega_s$ can be extended to the specification on the complementary sensi-

tivity function $|T(j\omega)| < \rho_t$, $\omega \in \Omega_t$. Thus define transfer functions $G_{p3}(s)$ as

$$G_{p3}(s) = G_{p3n}(s) + G_{p3u}(s), \quad (64)$$

where

$$\begin{aligned} G_{p3n}(s) &= \frac{(\mathbf{b}^c * \mathbf{y}) \mathbf{s}_{m+n}^T}{d_c(s)}, \\ G_{p3u}(s) &= \frac{(\mathbf{b}_d \Delta_b * \mathbf{y}) \mathbf{s}_{m+n-1}^T}{d_c(s)}. \end{aligned} \quad (65)$$

From Theorem 4, $|T(j\omega)| < \rho_t$, $\forall \omega \in \Omega_t$ is guaranteed if the following two conditions hold:

$$|G_{p1}(j\omega)| < \delta_t, \quad \forall \omega \in \Omega_t, \quad (66)$$

and

$$|G_{p3}(j\omega)| < (1 - \delta_t) \rho_t, \quad \forall \omega \in \Omega_t, \quad (67)$$

with $\delta_t \in (0, 1)$. $G_{p3n}(s)$ can be realized in the controllable canonical form as

$$\sum_{p3n} \triangleq \{A_{p3n}, B_{p3n}, C_{p3n}, D_{p3n}\}, \quad (68)$$

then the state-space realization of $G_{p3}(s)$ is given by

$$\sum_{p3} \triangleq \{A_{p3n}, B_{p3n}, C_{p3n} + \mathbf{b}_d \Delta_b Y, D_{p2n}\}. \quad (69)$$

It is worth mentioning, at this point, that some rather useful properties hold for the state-space realizations of the nominal models (31), (52), and (68), where $A_{sn} = A_{p1n} = A_{p2n} = A_{p3n}$, $B_{sn} = B_{p1n} = B_{p2n} = B_{p3n}$, $C_{sn} = -C_{p1n}$, $D_{sn} = 1 - D_{p1n}$.

In a similar manner here, in what follows, Theorem 7 is proposed to cater to the robust performance specification in terms of the complementary sensitivity function.

Theorem 7 *The robust performance specification $|T(j\omega)| < \rho_t$, $\omega \in \Omega_t$ of the system (1) in the presence of bounded parametric uncertainties characterized by standard interval variables is guaranteed under the controller (3) if and only if there exists Hermitian matrices P_{p3} and $Q_{p3} > 0$, P_{p4} and $Q_{p4} > 0$, diagonal matrices $R_{p3a} > 0$, $R_{p3b} > 0$ and $R_{p4a} > 0$, $R_{p4b} > 0$ such that*

$$\left[\begin{array}{c|ccc} \Gamma_{p3} & \begin{matrix} C_{p1n}^T & X^T & Y^T \\ D_{p1n}^T & 0 & 0 \end{matrix} \\ \hline C_{p1n} & D_{p1n} & H_{p3} & 0 & 0 \\ X & 0 & 0 & -R_{p3a} & 0 \\ Y & 0 & 0 & 0 & -R_{p3b} \end{array} \right] < 0, \quad (70)$$

$$\begin{bmatrix} \Gamma_{p4} & \left| \begin{array}{cc} C_{p3n}^T & X^T \\ D_{p3n}^T & 0 \end{array} \right. \\ \hline C_{p3n} & D_{p3n} & \left| \begin{array}{cc} H_{p4} & 0 \\ 0 & -R_{p4b} \end{array} \right. \end{bmatrix} < 0, \quad (71)$$

where

$$\Gamma_{p3} = \begin{bmatrix} A_{p1n} & B_{p1n} \\ I & 0 \end{bmatrix}^T \Xi_{p3} \begin{bmatrix} A_{p1n} & B_{p1n} \\ I & 0 \end{bmatrix} + \begin{bmatrix} 0 & 0 \\ 0 & -\delta_t \end{bmatrix}, \quad (72)$$

$$\Gamma_{p4} = \begin{bmatrix} A_{p3n} & B_{p3n} \\ I & 0 \end{bmatrix}^T \Xi_{p4} \begin{bmatrix} A_{p3n} & B_{p3n} \\ I & 0 \end{bmatrix} + \begin{bmatrix} 0 & 0 \\ 0 & (\delta_t - 1)\rho_t \end{bmatrix}, \quad (73)$$

$\Xi_{p3} = \Phi_t \otimes P_{p3} + \Psi_t \otimes Q_{p3}$, $\Xi_{p4} = \Phi_t \otimes P_{p4} + \Psi_t \otimes Q_{p4}$, Φ_t and Θ_t are matrices that characterize the frequency range as given in Section I, $H_{p3} = \mathbf{a}_d R_{p3a} \mathbf{a}_d^T + \mathbf{b}_d R_{p3b} \mathbf{b}_d^T - \delta_t$, $H_{p4} = \mathbf{b}_d R_{p4a} \mathbf{b}_d^T + (\delta_t - 1)\rho_t$, $\delta_t \in (0, 1)$.

Proof of Theorem 7 The proof of Theorem 7 proceeds along the same procedures as the proof of Theorem 6. \square

Based on all the above developments and analysis, it can now be noted that with the work in this paper, the fixed-order controller considering robust stability and performance can be designed by solving the LMIs (34), (54), (55), (70), and (71).

Remark 1 It can also be noted that depending on the design specifications on a specific problem, the conditions on the robust stability, the robust performance in terms of the sensitivity function, and the robust performance in terms of the complementary sensitivity function can be implemented either separately or together.

5 Illustrative example

Consider the nominal model of a fourth-order plant

$$P(s) = \frac{b_1 s^3 + b_2 s^2 + b_3 s + b_4}{s^4 + a_1 s^3 + a_2 s^2 + a_3 s + a_4}, \quad (74)$$

with $a_1 = 3$, $a_2 = 5$, $a_3 = 2$, $a_4 = 6$, $b_1 = 2$, $b_2 = 3$, $b_3 = 4$, $b_4 = 8$. Assume the parametric uncertainties exist in a_1, a_2, \dots, a_4 and b_1, b_2, \dots, b_4 , and the deviations of these parameters are all 0.2. A second-order controller is to be designed, where

$$K(s) = \frac{y_0 s^2 + y_1 s + y_2}{s^2 + x_1 s + x_2}. \quad (75)$$

Here, the typical desirable design specifications would include the robust stability and the robust performance

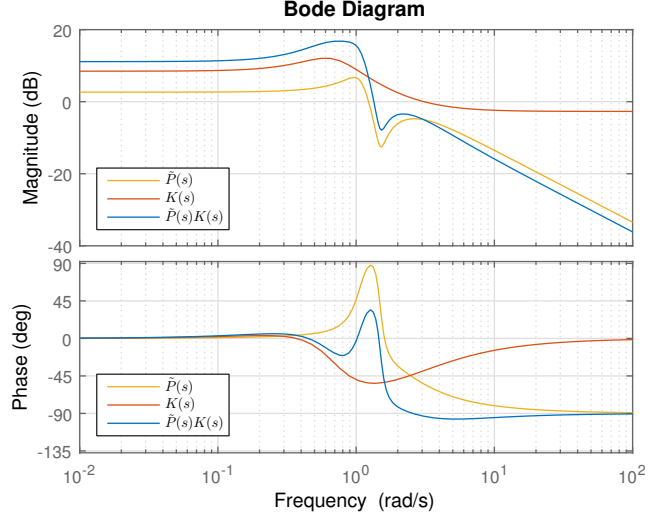


Fig. 1. Bode diagrams of the plant, the controller, and the open-loop system.

with the sensitivity function $|S(j\omega)| < -3$ dB under the frequency range $\omega \in [0.5 \text{ rad/s}, 1 \text{ rad/s}]$, and the complementary sensitivity function $|T(j\omega)| < -3$ dB under the frequency range $\omega \in [10 \text{ rad/s}, 20 \text{ rad/s}]$ (essentially stated in this equivalent manner).

With the methodology proposed here, thus the design can proceed with the steps where a Schur polynomial is chosen as $d_c(s) = s^6 + 7s^5 + 19s^4 + 27s^3 + 34s^2 + 34s + 14$ and the parameters δ_s and δ_t are chosen as 0.5. The LMIs (34), (54), (55), (70), and (71) are then constructed and solved by the YALMIP Toolbox in MATLAB. The resulting controller parameters are given by $x_1 = 0.6946$, $x_2 = 0.4759$, $y_0 = 0.7326$, $y_1 = 2.3780$, $y_2 = 1.2615$. In the simulation, we use a plant $\tilde{P}(s)$ with one set of the uncertain parameters given by $\tilde{a}_1 = 3.0529$, $\tilde{a}_2 = 4.8390$, $\tilde{a}_3 = 1.9114$, $\tilde{a}_4 = 6.0188$, $\tilde{b}_1 = 2.1259$, $\tilde{b}_2 = 3.1623$, $\tilde{b}_3 = 3.8508$, $\tilde{b}_4 = 8.1654$. The controller parameters obtained by the proposed approach are then implemented on the uncertain plant $\tilde{P}(s)$. The Bode diagrams of the uncertain plant $\tilde{P}(s)$, the controller $K(s)$, and the open-loop system $\tilde{P}(s)K(s)$ are shown in Figure 1. Also, the Bode diagrams of the sensitivity function $S(j\omega)$ and the complementary sensitivity function $T(j\omega)$ are illustrated in Figure 2 and Figure 3, respectively. It can be verified that all the design specifications are met by using the proposed approach, and the stated robust stability and performance are successfully achieved with a fixed-order controller design under this situation of an uncertain system.

6 Conclusion

In this work, a fixed-order robust controller design approach is developed under a specific restricted frequency range. To achieve this, first of all, an initial set of newly

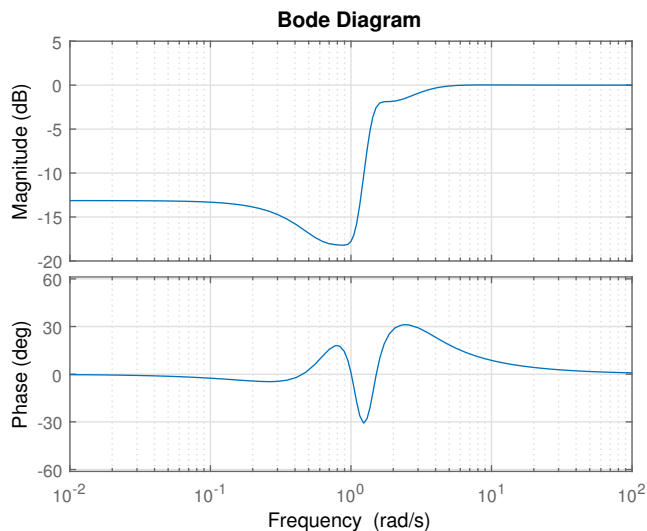


Fig. 2. Bode diagram of the sensitivity function.

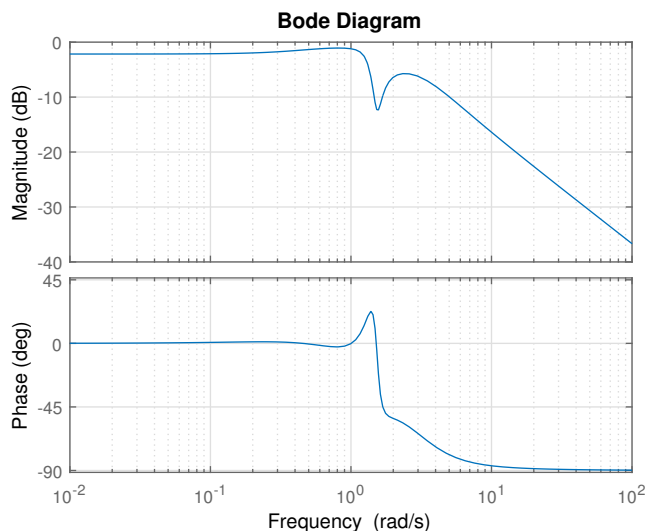


Fig. 3. Bode diagram of the complementary sensitivity function.

developed theoretical results to be used in the robust stability and robust performance criteria are presented. Secondly, the robust stabilization condition for the situation of uncertain systems is constructed with the concept of positive realness. Thirdly, the robust performance specifications are characterized under a restricted frequency range; and the frequency domain system performance from the viewpoint of sensitivity shaping is realized in a time domain framework. Necessary and sufficient conditions for robust stability and robust performance are given and formulated by the respective LMIs. An illustrative example of a relevant appropriate controller design problem is given and the effectiveness of the proposed theoretical results is validated from the simulation results.

References

- [1] I. R. Petersen, "A stabilization algorithm for a class of uncertain linear systems," *Systems & Control Letters*, vol. 8, no. 4, pp. 351–357, 1987.
- [2] K. Zhou and P. P. Khargonekar, "Robust stabilization of linear systems with norm-bounded time-varying uncertainty," *Systems & Control Letters*, vol. 10, no. 1, pp. 17–20, 1988.
- [3] I. R. Petersen, "Disturbance attenuation and H_∞ optimization: A design method based on the algebraic riccati equation," *IEEE Transactions on Automatic Control*, vol. 32, no. 5, pp. 427–429, 1987.
- [4] P. P. Khargonekar, I. R. Petersen, and M. A. Rotea, " H_∞ -optimal control with state-feedback," *IEEE Transactions on Automatic Control*, vol. 33, no. 8, pp. 786–788, 1988.
- [5] J. C. Doyle, K. Glover, P. P. Khargonekar, and B. A. Francis, "State-space solutions to standard H_2 and H_∞ control problems," *IEEE Transactions on Automatic control*, vol. 34, no. 8, pp. 831–847, 1989.
- [6] P. P. Khargonekar, I. R. Petersen, and K. Zhou, "Robust stabilization of uncertain linear systems: quadratic stabilizability and H_∞ control theory," *IEEE Transactions on Automatic Control*, vol. 35, no. 3, pp. 356–361, 1990.
- [7] L. Xie and C. E. de Souza, "Robust H_∞ control for linear time-invariant systems with norm-bounded uncertainty in the input matrix," *Systems & Control Letters*, vol. 14, no. 5, pp. 389–396, 1990.
- [8] L. Xie and E. de Souza Carlos, "Robust H_∞ control for linear systems with norm-bounded time-varying uncertainty," *IEEE Transactions on Automatic Control*, vol. 37, no. 8, pp. 1188–1191, 1992.
- [9] Y. Wang, L. Xie, and C. E. de Souza, "Robust control of a class of uncertain nonlinear systems," *Systems & Control Letters*, vol. 19, no. 2, pp. 139–149, 1992.
- [10] C. E. De Souza, M. Fu, and L. Xie, " H_∞ analysis and synthesis of discrete-time systems with time-varying uncertainty," *IEEE Transactions on Automatic Control*, vol. 38, no. 3, pp. 459–462, 1993.
- [11] K. Gu, " H_∞ control of systems under norm bounded uncertainties in all system matrices," *IEEE Transactions on Automatic Control*, vol. 39, no. 6, pp. 1320–1322, 1994.
- [12] L. Xie, "Output feedback H_∞ control of systems with parameter uncertainty," *International Journal of Control*, vol. 63, no. 4, pp. 741–750, 1996.
- [13] I. R. Petersen and D. C. McFarlane, "Optimal guaranteed cost control and filtering for uncertain linear systems," *IEEE Transactions on Automatic Control*, vol. 39, no. 9, pp. 1971–1977, 1994.
- [14] S. O. R. Moheimani and I. R. Petersen, "Optimal guaranteed cost control of uncertain systems via static and dynamic output feedback," *Automatica*, vol. 32, no. 4, pp. 575–579, 1996.
- [15] H. Mukaidani, "A new approach to robust guaranteed cost control for uncertain multimodeling systems," *Automatica*, vol. 41, no. 6, pp. 1055–1062, 2005.
- [16] E. F. Costa and V. A. Oliveira, "On the design of guaranteed cost controllers for a class of uncertain linear systems," *Systems & Control Letters*, vol. 46, no. 1, pp. 17–29, 2002.
- [17] S. Guo, "Robust reliability method for non-fragile guaranteed cost control of parametric uncertain systems," *Systems & Control Letters*, vol. 64, pp. 27–35, 2014.

- [18] P. Peres, J. Geromel, and S. Souza, " H_∞ guaranteed cost control for uncertain continuous-time linear systems," *Systems & Control Letters*, vol. 20, no. 6, pp. 413–418, 1993.
- [19] J. Geromel, P. D. Peres, and J. Bernussou, "On a convex parameter space method for linear control design of uncertain systems," *SIAM Journal on Control and Optimization*, vol. 29, no. 2, pp. 381–402, 1991.
- [20] W.-J. Mao and J. Chu, "Quadratic stability and stabilization of dynamic interval systems," *IEEE Transactions on Automatic Control*, vol. 48, no. 6, pp. 1007–1012, 2003.
- [21] J. Ma, S.-L. Chen, C. S. Teo, A. Tay, A. Al Mamun, and K. K. Tan, "Parameter space optimization towards integrated mechatronic design for uncertain systems with generalized feedback constraints," *Automatica*, vol. 105, pp. 149–158, 2019.
- [22] T. Alamo, R. Tempo, D. R. Ramírez, and E. F. Camacho, "A new vertex result for robustness problems with interval matrix uncertainty," *Systems & Control Letters*, vol. 57, no. 6, pp. 474–481, 2008.
- [23] S.-X. Guo, "An efficient reliability method for probabilistic H_∞ robust control of uncertain linear dynamic systems," *Journal of Vibration and Control*, vol. 21, no. 15, pp. 2946–2958, 2015.
- [24] A. Karimi, A. Nicoletti, and Y. Zhu, "Robust H_∞ controller design using frequency-domain data via convex optimization," *International Journal of Robust and Nonlinear Control*, vol. 28, no. 12, pp. 3766–3783, 2018.
- [25] H. Zhu, C. K. Pang, and T. J. Teo, "Dual-axis control of flexure-based motion system for optical fibre transceiver assembly using fixed-order controller," *ISA transactions*, vol. 86, pp. 266–275, 2019.
- [26] M. G. Safonov, K.-C. Goh, and J. Ly, "Control system synthesis via bilinear matrix inequalities," in *Proceedings of 1994 American Control Conference*, vol. 1. IEEE, 1994, pp. 45–49.
- [27] K.-C. Goh, M. G. Safonov, and G. P. Papavassilopoulos, "A global optimization approach for the BMI problem," in *Proceedings of 1994 33rd IEEE Conference on Decision and Control*, vol. 3. IEEE, 1994, pp. 2009–2014.
- [28] A. Karimi, H. Khatibi, and R. Longchamp, "Robust control of polytopic systems by convex optimization," *Automatica*, vol. 43, no. 8, pp. 1395–1402, 2007.
- [29] H. Khatibi, A. Karimi, and R. Longchamp, "Fixed-order controller design for polytopic systems using LMIs," *IEEE Transactions on Automatic Control*, vol. 53, no. 1, pp. 428–434, 2008.
- [30] T. Iwasaki, "The dual iteration for fixed-order control," *IEEE Transactions on Automatic Control*, vol. 44, no. 4, pp. 783–788, 1999.
- [31] H. Bevrani, M. R. Feizi, and S. Ataee, "Robust frequency control in an islanded microgrid: H_∞ and μ -synthesis approaches," *IEEE Transactions on Smart Grid*, vol. 7, no. 2, pp. 706–717, 2015.
- [32] T. Iwasaki and S. Hara, "Generalized KYP lemma: Unified frequency domain inequalities with design applications," *IEEE Transactions on Automatic Control*, vol. 50, no. 1, pp. 41–59, 2005.
- [33] W. Sun, P. P. Khargonekar, and D. Shim, "Solution to the positive real control problem for linear time-invariant systems," *IEEE Transactions on Automatic Control*, vol. 39, no. 10, pp. 2034–2046, 1994.