

Hadronic interaction model Sibyll 2.3d and extensive air showers

Felix Riehn*

*Instituto Galego de Física de Altas Enerxías (IGFAE),
Universidade de Santiago de Compostela, 15782 Santiago de Compostela, Spain
Laboratório de Instrumentação e Física Experimental de Partículas (LIP) - Lisbon,
Avenida Professor Gama Pinto 2, 1649-003 Lisbon, Portugal*

*Department of Physics and Astronomy, University of Delaware, Newark, DE 19716, USA and
Karlsruher Institut für Technologie, Institut für Kernphysik, Postfach 3640, 76021 Karlsruhe, Germany*

Ralph Engel†

Karlsruher Institut für Technologie, Institut für Kernphysik, Postfach 3640, 76021 Karlsruhe, Germany

Anatoli Fedynitch

*Institute for Cosmic Ray Research, the University of Tokyo,
5-1-5 Kashiwa-no-ha, Kashiwa, Chiba 277-8582, Japan
DESY, Platanenallee 6, 15738 Zeuthen, Germany and*

Karlsruher Institut für Technologie, Institut für Kernphysik, Postfach 3640, 76021 Karlsruhe, Germany

Thomas K. Gaisser and Todor Stanev

*Bartol Research Institute, Department of Physics and Astronomy,
University of Delaware, Newark, Delaware 19716, USA*

(Dated: November 24, 2021)

We present a new version of the hadron interaction event generator SIBYLL. While the core ideas of the model have been preserved, the new version handles the production of baryon pairs and leading particles in a new way. In addition, production of charmed hadrons is included. Updates to the model are informed by high-precision measurements of the total and inelastic cross sections with the forward detectors at the LHC that constrain the extrapolation to ultrahigh energy. Minimum-bias measurements of particle spectra and multiplicities support the tuning of fragmentation parameters. This paper demonstrates the impact of these changes on air-shower observables such as X_{\max} and N_{μ} , drawing comparisons with other contemporary cosmic-ray interaction models.

I. INTRODUCTION

Studying cosmic rays at energies above 100 TeV imposes a challenge since the intensity is too low for direct measurements with high-altitude balloons or spacecraft. Instead the properties of the primary cosmic-ray nucleus must be inferred indirectly from the properties of extensive air showers (EAS) that can be observed with large, ground-based detectors. At energies in excess of several tens or hundreds of PeV (so-called ultrahigh energy cosmic-rays (UHECR)) the event rate per unit area and solid angle quickly drops, requiring ever larger and more sparsely instrumented detectors. Therefore, the interpretation of these air-shower data has necessarily to rely on detailed Monte Carlo simulations of the shower development and the experimental observables. The main challenge in these simulations is the modeling of nuclear and hadronic interactions that can occur at all possible energies ranging from the MeV up to ultrahigh energies $E \sim 10^{21}$ eV. While interactions of hadrons with protons and nuclei are well studied up to several hundreds of GeV (in target rest frame) at fixed target detectors, at

the highest energies it is necessary to rely on model extrapolations from collider experiments that measure primarily the central region. This leads to the subclass of event generators in high-energy physics called cosmic-ray interaction models.

SIBYLL is one of the first microscopic event generators for EAS [1] and it is based in its core on the dual parton model (DPM) [2] and the minijet model [3–6]. Particle formation (or hadronization) is adopted from the Lund algorithms [7, 8] and shares in this sense many ideas about the interactions of color strings with the popular PYTHIA event generators [9]. A summary of the principles and ideas behind SIBYLL and a review of its long history can be found in Ref. [10].

From the beginning SIBYLL aimed to describe a broad range of $pp(\bar{p})$ measurements at the Intersecting Storage Rings (ISR), the $Sp(\bar{p})S$ at CERN and the Tevatron at Fermilab, providing the highest interaction energies available at that time; for example, the growth of the average transverse momentum with center-of-mass (c.m.) energy is adjusted according to the results of the CDF experiment at the Tevatron, UA1 at the $Sp\bar{p}S$ and the ISR at CERN [11–13]. The hard interaction cross section is calculated in the minijet model. The Glauber scattering theory [14] is applied in hadron-nucleus collisions and extended with a semisuperposition approach [15] to

* friehn@lip.pt

† ralph.engel@kit.edu

nucleus-nucleus collisions.

Since the previous version 2.1 [16] soft interactions and diffraction dissociation are implemented in a more sophisticated way by including multiple soft interactions and a two-channel eikonal model for diffraction, respectively. The current extension of the model is motivated by recent developments in cosmic-ray (CR) and astroparticle physics and new measurements at accelerators. At the high-energy frontier, the LHC provides for the first time constraints on extrapolation of the model to energies corresponding to cosmic rays beyond the knee. In addition, dedicated forward physics experiments (for example LHCf and CASTOR) and recent fixed target experiments (NA61) studied a larger part of the phase space that is particularly important for EAS.

There are several challenges for the present cosmic-ray interaction models. One example arises in the interpretation of EAS data in terms of CR mass composition where simulations predict a lower muon content than required to interpret the observations [17–19]. This challenge is specifically addressed by careful evaluation of ρ^0 and p/\bar{p} production, both of which increase muon content in EAS.

Another example is the need to include production of charmed hadrons in event generators for EAS. The observation of high-energy astrophysical neutrinos above 100 TeV by IceCube [20, 21] extends to the energy range where prompt muons and neutrinos from decays of charmed hadrons become larger than the conventional (light meson) channels. Eventually prompt muons and neutrinos become the main leptonic backgrounds for the astrophysical neutrino flux. Production of charm was first introduced as a modification of SIBYLL 2.1 [22]. Its implementation in SIBYLL 2.3d is based on comparison with recent accelerator data on production of charmed hadrons and fully supports the production of charm [23–25]. The model of the production of charm and the application of SIBYLL 2.3d to the calculation of inclusive lepton fluxes is the subject of a separate paper [25].

The objective of this paper is twofold. The first is a description of the post-LHC version SIBYLL 2.3d.¹ The changes to the microscopic interaction model with respect to the predecessor are detailed in § II. The second objective is the evaluation of the impact on EAS observables. § III contains the benchmark calculations and comparisons against other contemporary post-LHC models [28, 29] including the previous SIBYLL 2.1. We conclude with a discussion in § IV.

¹ Preliminary versions of this model were released as SIBYLL 2.3 [26] and SIBYLL 2.3c [25, 27]. Explanations of the changes between versions can be found in Appendix A.

II. MODEL UPDATES

A. Basic model

The aim of the event generator SIBYLL is to account for the main features of strong interactions and hadronic particle production as needed for understanding air-shower cascades and inclusive secondary particle fluxes due to the interaction of cosmic rays in the Earth’s atmosphere. Therefore, the focus is on the description of particle production at small angles and on the flow of energy in the projectile direction. Rare processes, such as the production of particles or jets at large p_T or electroweak processes, are either included approximately or neglected.

The model supports interactions between hadrons (mostly nucleons, pions or kaons) and light nuclei (h–A), since the targets in EAS mainly are nitrogen and oxygen. The CR flux at the top of the atmosphere contains elements up to iron, requiring a model for interactions of nuclei (A–A). Nuclear binding energies have negligible impact for high-energy interactions, allowing for the approximate construction of interactions of cosmic-ray nuclei from individual hadron-nucleon (h–N) collisions. On the target side, nucleons are combined to light nuclei on amplitude level using the Glauber model [14, 30] together with the semisuperposition [15] approach. This means that the interaction of an iron nucleus ($A = 56$), for example, with a nitrogen nucleus in air is treated as 56 separate nucleon–nitrogen interactions. With the exception of inelastic screening (Sect. II E), the model extensions discussed in the following are introduced at the level of hadron-nucleon interactions.

1. Parton level

The total scattering amplitude that determines the interaction cross sections is defined in impact parameter space by using the eikonal approximation, see Refs. [6, 31, 32] and, for a pedagogical introduction, also Ref. [33],

$$a(s, \vec{b}) = \frac{i}{2} [1 - \exp(-\chi(s, \vec{b}))], \quad (1)$$

where i is the unit imaginary number, \vec{b} is the impact parameter of the collision and s is the Mandelstam variable, which for the interaction between hadrons k and l is defined as $s = (p_k + p_l)^2$. The eikonal function χ is given by the sum of two terms representing soft and hard interactions $\chi(s, \vec{b}) = \chi_{\text{soft}}(s, \vec{b}) + \chi_{\text{hard}}(s, \vec{b})$, and then unitarized as in Eq. (1) ($|a| \leq 0.5$). The soft and hard eikonal functions take the form

$$\chi_{\text{int}}(s, \vec{b}) = \sigma_{\text{int}}(s) A_{\text{int}}(s, \vec{b}), \quad (2)$$

with $\int A_{\text{int}}(s, \vec{b}) d^2\vec{b} = 1$ and $\text{int} = \text{soft}, \text{hard}$.

Within the parton model, there is a straightforward interpretation of Eq. (2) for hard interactions of asymptotically free partons. Then σ_{hard} is the inclusive hard

scattering cross section of partons in the interaction of hadron k with hadron l . The spatial distribution of partons available for hard interaction is encoded in the overlap function $A_{\text{hard}}(s, \vec{b})$. This overlap function between hadrons k and l is given by the individual transverse profile functions of partons in the scattering hadrons, $A_{k/l}(s, \vec{b}_l)$, and the transverse profile of the individual parton-parton interaction, $A_{\text{par}}(s, \vec{b}_{\text{par}})$,

$$A_{\text{hard}}(s, \vec{b}) = \int d^2\vec{b}_k d^2\vec{b}_l d^2\vec{b}_{\text{par}} \quad (3)$$

$$\times A_k(s, \vec{b}_k) A_l(s, \vec{b}_l) A_{\text{par}}(s, \vec{b}_{\text{par}}) \quad (4)$$

$$\times \delta^{(2)}(\vec{b}_k - \vec{b}_l + \vec{b}_{\text{par}} - \vec{b}) ,$$

where $\vec{b}_{k/l}$ are the positions of the interacting partons in the hadrons k and l and \vec{b}_{par} is the impact parameter between the partons, see Ref. [16]. For pointlike parton-parton interactions, A_{par} would be a Dirac δ -function.

A geometrical (gluon) saturation condition [16, 34, 35] is approximated by an energy-dependent transverse momentum $p_{\perp}^{\text{min}}(s)$ cutoff that separates soft and hard parton interactions

$$p_{\perp}^{\text{min}}(s) = p_{\text{T}}^0 + \Lambda \exp [c \sqrt{\ln(s/\text{GeV}^2)}] . \quad (5)$$

Values of the parameters can be found in Appendix C. Hard interactions are calculated in leading-order quantum chromodynamics (QCD) at the minimal scale $p_{\perp}^{\text{min}}(s)$ with a K -factor to account for higher-order corrections. The hard interaction is assumed to be pointlike and the partons are spatially distributed inside the hadron according to the electric form factor of the proton [36]. The distribution of partons in momentum space is given by the parton distribution functions (PDFs) parameterized by Glück, Reya and Vogt [37, 38].

The parametrization of the soft cross section is inspired by the Donnachie-Landshoff model [39]. The soft cross section has two components, one declining and one increasing with energy, corresponding to Reggeon and Pomeron exchange. In contrast to the hard parton interactions, the soft interactions are thought of as spatially extended, i.e. $A_{\text{soft}}(s, \vec{b}_z)$ in Eq. (4) is given by a Gaussian profile instead of Dirac's delta function. The width of the profile is energy dependent $B_s(s) = B_0 + \alpha'_i(0) \ln(s/s_0)$, with $\alpha'_i(0)$ being a parameter known from Regge phenomenology, see, for example, [40, 41]. To obtain an analytic solution for the overlap integral (Eq. (4)), the distribution of soft partons ($A_{x,y}(s, \vec{b}_{x,y})$) is defined as Gaussian, *i.e.* for a pp collision

$$A_{\text{soft}}(s, \vec{b}) = \frac{1}{4\pi(2B_p + B_s(s))} \exp \left(-\frac{\vec{b}^2}{4(2B_p + B_s(s))} \right) . \quad (6)$$

The effective width parameter $2B_p + B_0$ is determined from a fit to cross section data and the slope of the energy dependence $\alpha'_i(0)$ is given by the slope of the Pomeron

(Reggeon) trajectory known from soft interactions [42]. The interaction cross sections are calculated by integration of the above amplitude in impact parameter space, e.g. for the inelastic cross section

$$\sigma_{\text{inel}} = \int d\vec{b} \left[1 - e^{-2\chi_{\text{soft}}(s, \vec{b}) - 2\chi_{\text{hard}}(s, \vec{b})} \right] . \quad (7)$$

The obtained values are given in Appendix C. A two-channel Good-Walker formalism is used for low-mass diffractive interactions, where the two channels correspond to the hadron's ground state and a generic excited state [43]. For simplicity, high-mass diffraction is assumed to account for 10 % of the nondiffractive interactions and contributes with only a single cut. A more in depth discussion of the basic principles of the model can be found in Ref. [16].

The partial cross sections for multiple Pomeron scattering are calculated from the elastic amplitude using unitarity cuts (Abramovsky-Gribov-Kancheli cutting rules) [44]. The multiple cuts (or parton interactions) are assumed to be uncorrelated and Poisson-distributed at tree level, but at later steps of the event generation correlations can arise from e.g. energy and momentum conservation. The cross sections for multiple cuts are calculated (neglecting diffractive channels) from

$$\sigma_{N_{\text{soft}}, N_{\text{hard}}} = \int d\vec{b} \frac{n_{\text{soft}}(s, \vec{b})^{N_{\text{soft}}}}{N_{\text{soft}}!} \frac{n_{\text{hard}}(s, \vec{b})^{N_{\text{hard}}}}{N_{\text{hard}}!} \times \exp \left(-n_{\text{soft}}(s, \vec{b}) - n_{\text{hard}}(s, \vec{b}) \right) , \quad (8)$$

where $N_{\text{soft}, \text{hard}}$ is the number of soft or hard parton scatterings in the interaction. $n_{\text{int}}(s, \vec{b}) = 2\chi_{\text{int}}(s, \vec{b})$ is the average number of soft or hard interactions.

For runtime optimization the momenta of the partons in an event are sampled from approximate parameterizations instead of the full amplitude. The hard component (σ_{QCD}) is calculated at leading order assuming collinear factorization, in which the full PDFs that resolve individual quark flavors and gluons are replaced by an effective PDF for all partons of the form $f(x) = g(x) + \frac{4}{9}[q(x) + \bar{q}(x)]$, where $q(x)$ represents the combined distribution of all quark flavors [45]. Neglecting initial transverse momentum, the transverse momentum of the partons is determined by the scattering process given by \hat{t}^{-2} , where \hat{t} is the four momentum transfer after Mandelstam.

For the soft interaction, which are assumed to include the valence quarks, the momentum fractions are taken from the distribution

$$f_q(x) = (1-x)^d (x^2 + m_q^2/s)^{-1/4} . \quad (9)$$

In case of the valence quarks, d which leads to the suppression of large momentum fractions, is set to 3 (2) for baryons (mesons). The pole at small momentum fractions is controlled by the choice of an effective quark

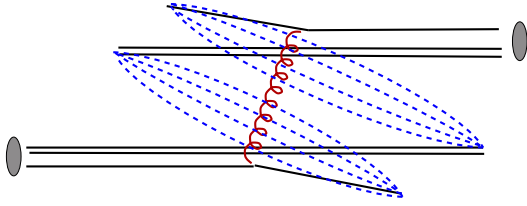


FIG. 1. Schematic view of the string configuration for the soft interaction of the valence quarks in SIBYLL. Double lines represent diquarks. The probability of the occurrence for this event topology is determined by $\sigma_{1,0}$ from Eq. (8).

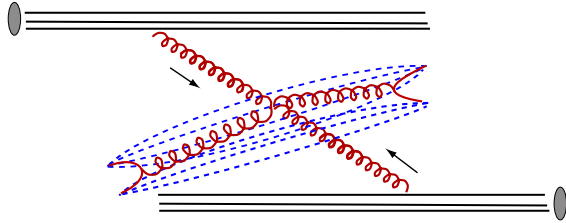


FIG. 2. String configuration for a single hard interaction (minijet) in SIBYLL. Each hadron interaction is composed of a single soft interaction between the valence quarks (Figure 1) and $(n_{\text{hard}} + n_{\text{soft}} - 1)$ additional parton interactions, resulting in $2(n_{\text{hard}} + n_{\text{soft}})$ strings.

mass $m_q^2 = 0.3 \text{ GeV}^2$. For soft sea quarks and gluons, $d = 1.5$ and $m_q^2 = 0.01 \text{ GeV}^2$. The conservation of energy is enforced by assigning one (the last) parton the remaining fraction. Since these distributions favor small momentum fractions, the remainder usually constitutes the largest fraction and thus emerges as leading particle. For baryons this fraction is always assigned to pairs of valence quarks, the so-called diquarks. For mesons one of the valence quarks is randomly selected as leading.

The excitation mass, M_D , for diffractive interactions is sampled from a M_D^{-2} distribution without distinguishing between the contributions from low- and high-mass diffraction. The minimal mass of the diffractively excited system is chosen such that the difference between the mass of the excited system and the original projectile hadron is larger than 1.5, 0.2 and 0.6 GeV for protons, pions and kaons, respectively. The upper limit for the diffractive mass universally is set to $M_D^2/s = 0.2$. The transverse momentum in the diffractive interaction is assumed to be exponential in p_T^2 with a slope

$$B(M_D^2) = \max(B_0, a + b \ln(M_D^2 c^4 / \text{GeV}^2)) , \quad (10)$$

with $B_0 = 6.5 \text{ GeV}^2/c^4$, $a = 31.1 \text{ GeV}^2/c^4$ and $b = -15.3 \text{ GeV}^2/c^4$ [46, 47].

2. Hadron level

The hadronization model in SIBYLL is based on the Lund string fragmentation model [8, 48]. Each (non-diffractive) interaction involves the exchange of color

between the hadrons. For the valence quarks a single soft gluon (two colors) is exchanged forming two color fields (strings) between the two quark-diquark pairs for baryons and quark-antiquark pair for mesons, respectively (Figure 1). Since gluon scattering is the dominant process at high energy, all the additional hard or soft interactions are modeled as gluon-gluon scattering. Furthermore, the color flow of the gluon scattering is approximated by a closed color loop between two gluons resulting in two strings (see Figure 2). In general, a single hadron-hadron interaction will be a complex combination of such two string configurations, where the probability density for the multiple cut (or string) topology is determined by $\sigma_{N_{\text{soft}}, N_{\text{hard}}}$ (Eq. (8)).

The fraction of the string energy z assigned to the quarks in each step in the fragmentation is taken from the symmetric Lund function [49]

$$f(z) = (1-z)^a z^{-1} \exp(-\kappa_{\text{string}} m_T^2 z^{-1}) , \quad (11)$$

where $a = 0.5$ and $\kappa_{\text{string}} = 0.8 \text{ c}^2/\text{GeV}^2$ and m_T^2 is the transverse mass $p_T^2 + m^2$. The transverse momentum of a quark-antiquark pair of flavor i is sampled from a Gaussian distribution with the mean

$$\langle p_T^i(s) \rangle = p_0^i + A \log_{10} \left(\frac{\sqrt{s}}{30 \text{ GeV}} \right) . \quad (12)$$

The parameters $A = 0.08 \text{ GeV}/c$ and p_0^i are determined from comparisons with fixed target experiments. The p_0^i take individual values for quarks, diquarks and the different quark flavors (u,d : s : qq = 0.3:0.45:0.6 (GeV/c)).

Hadronic interactions with zero net quantum number exchange, and in particular no color exchange between the scattering partners, may leave one or both of the hadrons in an excited state and are referred to as low-mass diffraction. The deexcitation of this state is separated into the resonance region at the lowest masses ($M_D < 2 \text{ GeV}$), modeled with isotropic phase space decay (thermal fireball), and the continuum region where string fragmentation is used to produce the multiparticle final state. The hadron-Pomeron scattering in high-mass diffraction is approximated by π^0 -hadron scattering in the rest frame of the diffractive system.

3. Basic model characteristics

SIBYLL gives a remarkably good description of the general features of hadronic interactions. Particularly encouraging is the comparison of predictions of SIBYLL 2.1 with the results from LHC run I as demonstrated, for example, in Figure 3 by the yield of charged particles at large scattering angles (pseudorapidity $\eta \sim \tan \theta/2$). The widening of the distributions is a phase space effect and arises from the available interaction energy. At central rapidities particle production increases with energy as in Figure 3 according to the growth of the multiple parton scattering probability. The energy dependence of the

average number of soft and hard interactions in Figure 4 shows that below 1 TeV mostly one soft scattering occurs. At higher energies, hard scatterings dominate due to the steep rise of the parton-parton cross section (see σ_{QCD} in Figure 6). In combination, these figures demonstrate the energy scaling of interaction cross sections, multiple interactions and particle production.

For the high-energy data in Figure 3, the new model is underestimating the width of the pseudorapidity distribution, indicating a problem with the transition from hard (central) to soft (forward) processes. This problem is becoming more evident with the shift to PDFs in SIBYLL 2.3d that include a steeper rise of the sea quark and gluon distributions toward small x values as favored by measurements at the Hadron-electron ring accelerator (HERA). The scale of the hard scatterings is integrated out for the event generation and the PDFs are evaluated at an effective scale. In nature, the separation between soft and hard scatterings is not well defined and can be thought of as a gradual transition. In principle there should be mixed processes, usually referred to as semi-hard, which are currently not included in SIBYLL leading to a faster drop of multiplicity for rapidities around the hard-soft scale transition. The comparison to TOTEM measurements in this region ($5 < \eta < 6$) reveals an underestimation of the particle density of 30 – 40 % [50]. However, the more important quantity for EAS than the particle density is the energy flow. Measurements are available in the very forward region by LHCf [51] and at the edge of the central region by CMS and CASTOR [52, 53]. The former is described reasonably well by the new model (see Figure 14 in § IIC 1 below), whereas the CASTOR measurement indicates a deficit [52]. The largest part of the energy is carried by particles produced in between these regions and hence remains unobserved. Therefore it is not evident from these data that the omission of semihard processes in the model has an impact on the EAS predictions.

B. Interaction cross section

The parameters of the amplitude are determined by fitting the interaction cross section to measurements. When the cross section fit was performed for SIBYLL 2.1, the highest energy data points that were available were the ones obtained at the Tevatron [58–60] (see Table I). These data suffered from an unresolved ambiguity between the measurement by CDF and the other measurements (Figure 5). The higher data point was supported by some cosmic-ray measurements at the time. Recent measurements at the LHC [61] agree well with each other and suggest a lower cross section. These higher-energy data impose stronger constraints on the extrapolation to UHECR energies constitute an important input in SIBYLL 2.3d.

Despite an overestimation of the interaction cross section, SIBYLL 2.1 gives a remarkably good description of

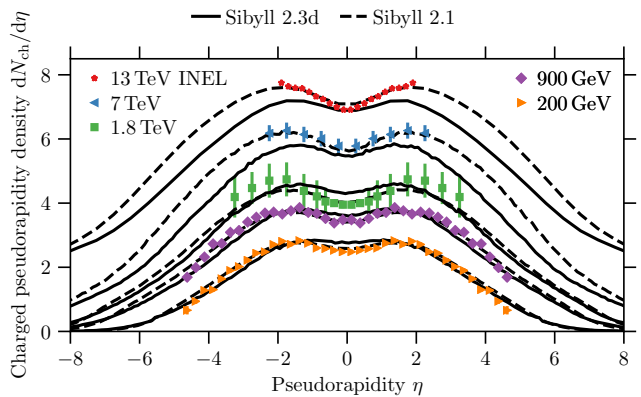


FIG. 3. Distribution of charged particles in pseudorapidity. Data are from CMS, CDF and UA5 [54–57]. The 13 TeV data are shifted by one unit up for clarity. The 13 TeV measurement is an inelastic event selection and remaining sets are nonsingle diffractive. Note, how large parts of forward phase space fall outside of the detector acceptance as the interaction energy increases. The central region, that is most sensitive to the number of multiple partonic interactions, is always covered and is used to constrain the model for multiple interactions.

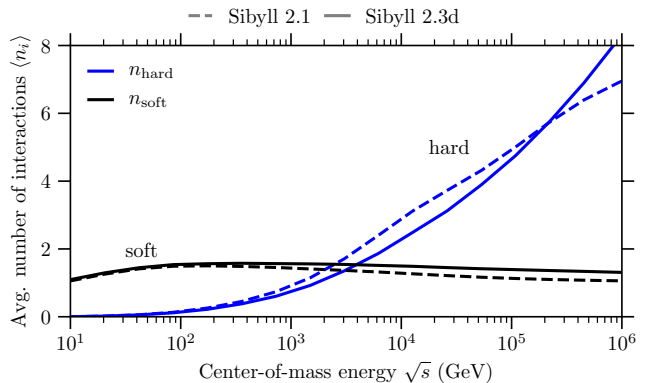


FIG. 4. Energy dependence of soft and hard parton-parton interactions. The lower number of hard interactions at LHC energies in SIBYLL 2.3d is an effect of the narrower proton profile. The change of the slope for SIBYLL 2.1 at high energy is due to technical limitations that have been removed in SIBYLL 2.3d.

the general features of minimum-bias data. Therefore, we aim for an evolutionary extension of the previous model, in which the hard interaction cross section is smaller. This change yields smaller total and inelastic cross sections in the TeV range and above, while at lower energies remain mostly unaffected according to Figure 5. Hard parton scattering is calculated in perturbative QCD, generally leaving little room for alterations. The hard cross section can be reduced by increasing the transverse momentum cutoff $p_T^{\text{min}}(s)$ that defines the transition between soft and hard interactions. However, in SIBYLL the energy dependence is derived from a geometrical sat-

TABLE I. Total cross section measurements at the Tevatron and LHC compared to predictions by SIBYLL.

Experiment	\sqrt{s}	σ_{tot} (mb)	SIBYLL 2.1	SIBYLL 2.3d	Ref.
CDF	1.8 TeV	80.03 ± 2.24			[58]
E-710		72.8 ± 3.1	78.8	75.9	[59]
E-811		71.71 ± 2.02			[60]
TOTEM	7 TeV	98.3 ± 2.9	108.6	98.8	[61]
ALFA		95.35 ± 1.36			[62]
TOTEM	13 TeV	110.6 ± 3.4	125.1	111.1	[63]

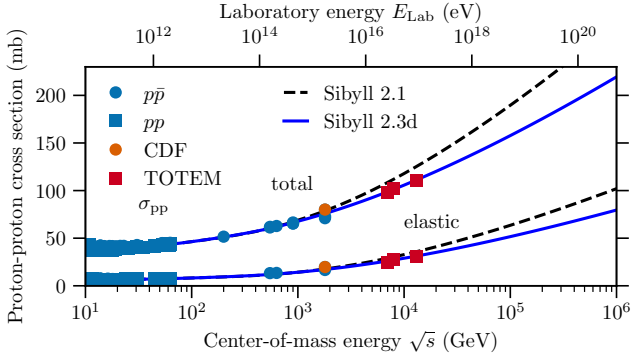


FIG. 5. Total and elastic proton-proton cross section. SIBYLL 2.1 is tuned to the 1.8 TeV CDF value at the Tevatron [60, 64]. The narrower hard interaction profile reduces the inelastic cross section (see Figure 6) in SIBYLL 2.3d such that total and elastic cross sections coincide with the TOTEM measurements at the LHC [65, 66].

uration condition (see Eq. (5)) and is, therefore, fixed.

A different possibility is the modification of the opacity profile $A_{\text{hard}}(\vec{b})$. The overlap integral for two protons, the formal definition is given in Eq. (4), in the model takes the explicit form given by

$$A(\nu_h, \vec{b}) = \frac{\nu_h^2}{12\pi} \frac{1}{8} (\nu_h b)^3 K_3(\nu_h b), \quad (13)$$

where $K_3(x)$ is a modified Bessel function of the second kind. The parameter ν_h determines the width of the profile that controls the share between more peripheral and central collisions, i.e. narrow profiles lead to a reduction of peripheral collisions. Since most collisions are peripheral, a narrower profile reduces the interaction cross section. Figure 5 shows the new and old fits of the total and the elastic cross section after narrowing the profile function and adjusting the soft interaction parameters. The result gives a good description of the measurements at high energy [62, 65, 66, 68, 69]. As shown in Figure 6, the inelastic cross section in the new model is compatible with that derived from an UHECR measurement [71],

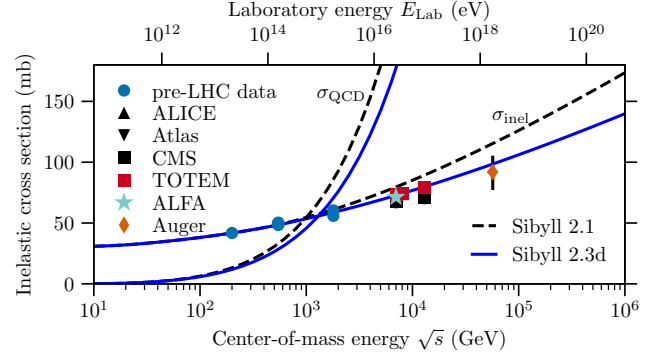


FIG. 6. Inelastic proton-proton cross section. The data points are compiled from [62, 65–70]. The smaller rise of the cross section in SIBYLL 2.3d agrees well with the LHC and the 57 TeV measurement by the Pierre Auger Observatory [71]. This comes mainly from the reduction of hard minijet cross section σ_{QCD} . At the intersection of σ_{QCD} and σ_{inel} the probability for multiple hard interactions becomes larger than one and marks the energy range at which multiple parton-parton interactions become increasingly important.

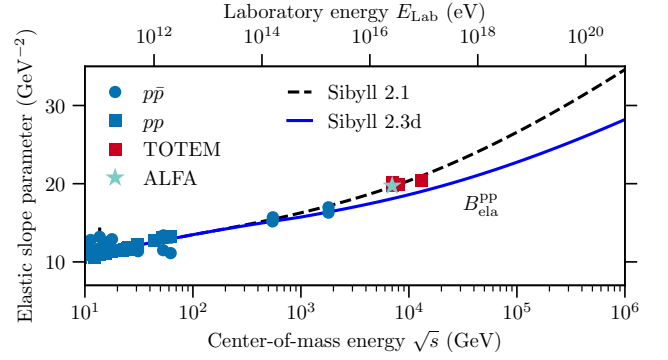


FIG. 7. The elastic slope parameter in proton-proton interactions. The slope parameter is related to the width of the impact parameter profile. The decrease in the width of the hard profile between SIBYLL 2.1 and SIBYLL 2.3d, means the slope parameter decreases.

whereas the cross section in SIBYLL 2.1 was too high. At the time of the fit the LHC run I data reached only up to 7 TeV c.m., but nonetheless the previous parameters are compatible with LHC run II data at 13 TeV [63, 67, 70] (see also Table I).

In the scattering of waves a refraction pattern is determined by the form of the scattering object. For hadrons, the shape of the refraction pattern in first approximation is described by the *elastic slope parameter*, B_{ela} , the slope of the forward peak of the differential elastic cross section,

$$\frac{d\sigma_{\text{ela}}}{dt} \sim e^{-B_{\text{ela}}t}. \quad (14)$$

The $-t$ is the transferred momentum squared. Decreasing the width of the proton profile, results in a broad-

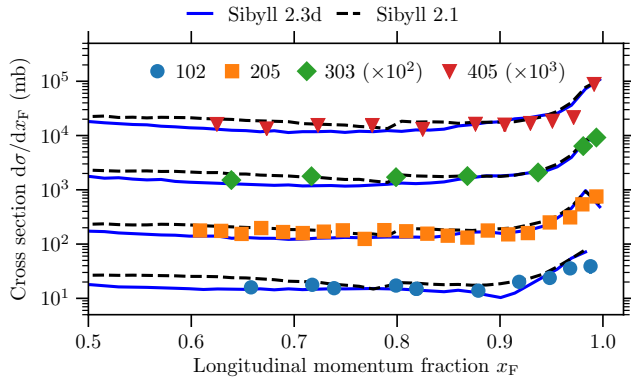


FIG. 8. Distribution of leading protons in proton-proton interactions. Data are from bubble chamber experiments at the Fermi National Accelerator Laboratory obtained with beam momenta $p_{\text{Lab}} = 102, 205, 303$ and 405 GeV/c [73], and offset by 1, 10, 100 and 1000, respectively, for clarity. Longitudinal momentum fraction is expressed relative to the maximal momentum in the center-of-mass frame (Feynman x_F).

ening of the refraction pattern and hence a decrease of the slope. While the interaction cross sections are better described by the narrower profile, the measurements of the elastic slope [65] do not reflect this preference (see Figure 7).

More recent, LHC-constrained parameterizations of the PDFs (e.g. CT14 [72]) instead of the older GRV98-LO [37, 38] typically show a less steep rise of the gluon distribution toward small x and hence result in a smaller hard scattering cross section. This would lead to a smaller rise of σ_{QCD} and hence a wider profile can be chosen to reduce the tension with data in B_{ela} . As the integration of the new PDFs in the complete event generator requires the readjustment of almost all model parameters this endeavor is left to a future update.

These modifications to the proton-proton cross sections also affect the cross sections for hadron-nucleus and nucleus-nucleus collisions. The extension to meson-nucleus interactions is discussed in Sec. II F, $\sigma_{p-\text{air}}$ is presented in Figure 25 and the interaction lengths of iron nuclei, protons, pions and kaons in air are given in Appendix B and discussed in Sec. III.

C. Leading particles

Secondary particles that carry a very large momentum fraction of the initial projectile are called leading particles. They are of utmost importance for the longitudinal development of EAS since they transport energy more efficiently into the deeper atmosphere requiring at the same time fewer interactions. The origin of leading particles is not clearly related to one hadronic or partonic process and can be thought of as a superposition of all processes contributing to the forward phase space, often

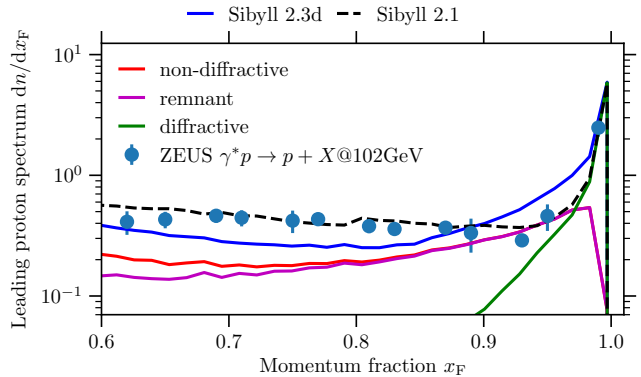


FIG. 9. Distribution of leading protons in photon-proton interactions at $\sqrt{s} = 102$ GeV [74] performed at the HERA collider in the proton fragmentation region. The equivalent interaction energy in proton-proton collisions is $\sqrt{s} = 210$ GeV. The spectrum is a combination of the individual contributions in SIBYLL 2.3d: diffractive (green), nondiffractive (red) and remnant (purple). The nondiffractive component includes the contribution from the remnant. At large Feynman x above 0.75, the non-diffractive component is dominated by the fragmentation of the remnant.

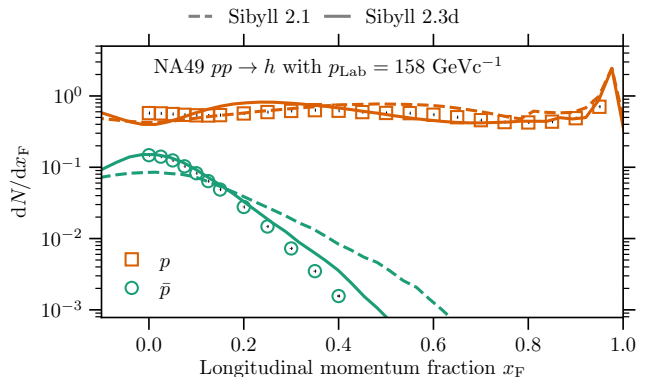


FIG. 10. Longitudinal momentum spectrum of protons and antiprotons in proton-proton collisions [75]. The flat distribution for protons is achieved using an *ad hoc* mechanism in SIBYLL 2.1. However, the central and the leading particles are produced by the same process, resulting in a hard spectrum for antiprotons. In SIBYLL 2.3d the central and the fragmentation region are related to separate processes, leading to more accurate descriptions for longitudinal baryon spectra.

involving valence quark interactions.

1. Leading protons and hadron remnants

In the parton model the leading hadron is related to the partons with the largest momentum fractions, which in most cases are the valence quarks. Figure 8 and Figure 9 demonstrate the characteristic “flatness” and a diffractive peak of the longitudinal momentum distribu-

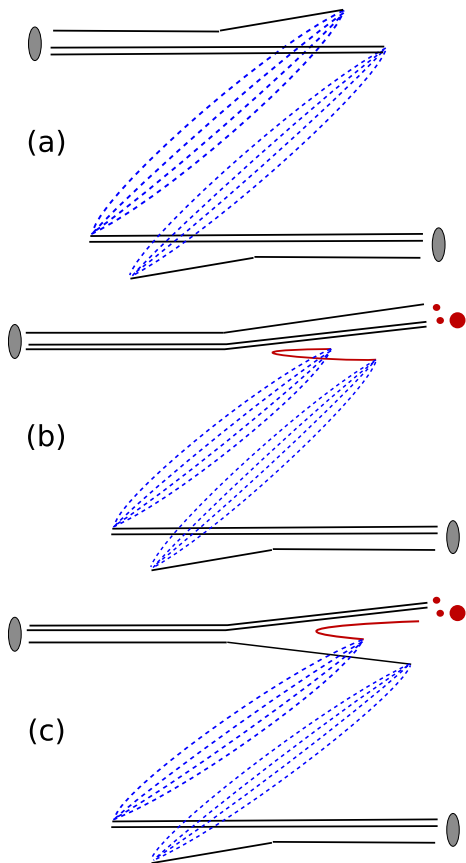


FIG. 11. Schematic view of different string configurations involving valence and sea quarks in SIBYLL: a) default DPM scenario, configuration in SIBYLL 2.1. b, c) remnant configurations without (b) and with (c) color exchange.

tion (in $x_F = p_z^{\text{CM}}/p_{z,\text{max}}^{\text{CM}}$). The latter naturally fits into the leading particle definition since in diffraction no quantum numbers are exchanged. The flat region below 0.9 corresponds to the leading particle in nondiffractive events. The presence of this plateau in the proton spectrum and its absence for secondary particles that do not share quantum numbers with the projectile (see antiproton spectrum in Figure 10) identifies the valence quarks as high momentum constituents of the projectile.

In SIBYLL 2.1 the leading particles are implemented by assigning one of the valence (di)quarks a large momentum fraction. In a proton-proton interaction each proton is split into a quark-diquark pair forming a pair of strings between a quark and a diquark of the other proton, as illustrated in Figure 11a). The momentum fraction of the quark is sampled from a soft distribution as in Eq. (9), leaving a larger fraction to the diquark. In addition, the subsequent fragmentation of the quark-diquark string is biased toward the diquark by sampling the energy fraction in the first string break next to the diquark from $f_{\text{lead}}(z) \sim z$ instead of the standard Lund function (Eq.(11)). This mechanism reproduces the observed flat proton spectra in Figs. 8, 9 or 10.

Interactions of hadrons at low energies (e.g. $\sqrt{s} = \mathcal{O}(20 \text{ GeV})$) are dominated by soft parton scattering. In SIBYLL, most of these interactions happen between the valence quarks (see Figure 4). The conservation of energy and baryon number for such systems introduces a strong correlation between the production of leading protons and central ($x_F \sim 0$) antiprotons, as both come from the hadronization of the same valence quark system. In the leading proton scenario, where a large momentum fraction is assigned to the leading string break, an antiproton produced in a later break is necessarily slow. Often its production will be energetically forbidden because the antiproton has to be produced alongside a second baryon. The opposite case, in which the leading proton is slow ($f_{\text{Lund}}(z) \sim \exp(-1/z) \ll f_{\text{lead}}(z) \sim z$ as $z \rightarrow 0$), is more problematic since the antiproton can carry a large momentum fraction. Measurements of x_F spectra of protons and antiprotons in Figure 10 do not confirm the presence of antiprotons with large momenta (an additional discussion of baryon-pair production can be found in Sec. II D). By changing the momentum fraction of the leading protons the production of antiprotons with large momentum fraction cannot be avoided since the protons demonstrate a flat spectrum down to the central region.

In SIBYLL 2.3d the issues with leading baryon production are addressed with the so-called *remnant formation*. In this mechanism, the leading protons are produced from the remnant, while antiprotons and central protons are produced from strings that are attached to soft sea quarks (Figs. 11b and 11c). The momentum fraction of the sea quarks is sampled from $f_{\text{soft } q}(x) = (1-x)^{1.5} (x^2 - m_q^2/s)^{-1/4}$ with $m_q = 0.6 \text{ GeV}$. The momentum fraction for the remnant (system of valence quarks) is distributed like $x^{1.5}$.

The energy and the momentum transferred in the remnant interaction are modeled similarly to diffractive interactions as discussed at the end of Sec. II A 1. The squared mass spectrum approximately follows $dN/dM_r^2 \sim 1/M_r^2$ and the slope of the p_T spectrum is

$$B_r(M_r^2) = \max(B_{0,r}, a_r + b_r \ln(M_r^2 c^4 / \text{GeV}^2)),$$

with the parameters $B_{0,r} = 0.2 \text{ GeV}^2/c^4$, $a_r = 7.0 \text{ GeV}^2/c^4$ and $b_r = -2.5 \text{ GeV}^2/c^4$. In addition to the continuous spectrum, discrete excitations of resonances are included. Due to their isospin structure, the decay channels may be weighted differently than for isotropic phase space decay. For each projectile two resonances are included (e.g. see Table II).

When parton densities become large at high energies and the number of parton interactions increases, it is less likely that partons remain to form a remnant. In this case the situation is more similar to the two-string approach in SIBYLL 2.1. This transition effect is taken into account by imposing a dependence on the sum of soft and hard parton interactions ($n_s + n_h$) to the remnant survival probability

$$P_r = P_{r,0} \exp(-[N_w + \epsilon(n_h + n_s)]) . \quad (15)$$

TABLE II. Table of the resonances used for remnant excitations of the most common projectiles in SIBYLL 2.3d (also visible in Figure 12).

Projectile	Resonance	Mass (GeV)
p, n	$N(1440)^{+,0}$	1.44
	$N(1770)^{+,0}$	1.77
$\pi^{0,\pm}$	$\rho^{0,\pm}$	0.76
	$\pi_1^{0,\pm}$	1.30
$K^{0,\pm}$	$K^{*\pm}, K^{*0}$	0.89
	$K_0^{*\pm}, K_0^{*0}$	1.43

In nuclear interactions (even at low energies) parton densities can be large. Correspondingly, the remnant probability depends on the number of nucleon interactions N_w . The relative importance of nucleon and parton multiplicity is determined by ϵ and is set to 0.2. The remnant survival probability at low energies $P_{r,0}$ is 60%.

The spectrum of the remnant excitation masses for proton interactions in Figure 12 demonstrates how different hadronization mechanisms apply for different regions of the mass spectrum. For large masses ($\Delta M = M_{\text{remnant}} - m_{\text{projectile}} > 1 \text{ GeV}$, where $m_{\text{projectile}}$ is the mass of the projectile), indicating the presence of a fast valence quark, the deexcitation is very anisotropic and particles are emitted mostly in the direction of the leading quark. In this case, the hadronization of high-mass remnants is implemented as the fragmentation of a single string. At intermediate masses ($0.4 \text{ GeV} < \Delta M < 1 \text{ GeV}$), a continuum of isotropic particles is produced by phase space decay. The number of particles produced is selected from a truncated Gaussian distribution with the mean $n_{\text{thermal}} = 2\sqrt{\Delta M/\text{GeV}}$, $n_{\text{thermal}} > 2$. Below the threshold for the production of particles and resonances ($\Delta M < 0.2 \text{ GeV}$), the remnant is recombined to the initial beam particle. This recombination region determines the proton distribution at intermediate and large Feynman x . Hence, the shape of the final particle spectra depends on the combination of the separate hadronization mechanisms. The adjustment of the remnant model parameters has been mainly achieved from comparisons with the leading low-energy proton data shown in Figure 8 together with the antiprotons distribution shown in Figure 10. In particular, the latter is much better described by the updated model. At the higher energies probed in the ZEUS experiment [74] (see Figure 9), the contribution from the remnant in the region $x_F > 0.9$ overlaps with the diffractive peak, resulting in an overestimation of the spectrum in SIBYLL 2.3d, while in the region of $0.6 < x_F < 0.8$ the spectrum is underestimated. This can be addressed in the future by adjusting the remnant and the diffractive mass distribution.

Another drawback of the model for leading particle

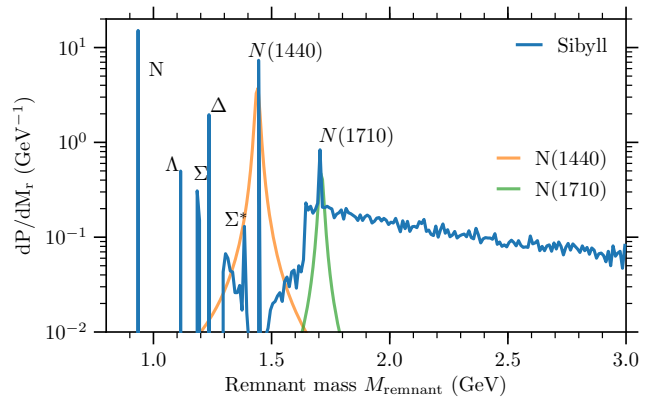


FIG. 12. Mass distribution of the proton remnant in the model. The continuum resembles approximately an M_{remnant}^{-2} distribution. The resonances at low excitation masses are taken into account according to Table II.

production in SIBYLL 2.1 is the insufficient attenuation of the leading particles in the transition from proton to nuclear targets (see secondary proton spectrum in Figure 13). While the proton spectrum is clearly affected by the number of target nucleons, this effect is much smaller for mesons (pions). The model for the reduced remnant formation probability in the presence of multiple target nucleons (Eq. (15)) in SIBYLL 2.3d reproduces this effect correctly.

The model parameters are adjusted according to low-energy data from the NA49 experiment that provides a large x_F coverage. However, the remnant model affects high energies as well, resulting in a significant improvement of leading neutrons at LHCf [76] (7 TeV), as shown in Figure 14.

2. Leading mesons and ρ^0 production

A second important role of leading particles in EAS is their impact on the redistribution of energy between the hadronic and the electromagnetic (EM) shower component. Any charged pion of the hadronic cascade can transform into a neutral pion in a charge exchange interaction. Through the prompt decay of the neutral pion into two photons, all the energy is then transferred to the EM component

$$\begin{aligned} \pi^\pm + p &\rightarrow \pi^0 + X \\ \pi^0 &\rightarrow \gamma\gamma. \end{aligned} \quad (16)$$

The influence of this reaction is largest for the leading particles and usually results in a decrease of the muon production that occurs at late stages of the EAS development [80]. A suppression of the pion charge exchange process has the opposite effect.

An example for such a competing reaction is the production of neutral vector mesons ($\rho^0 : I(J^{CP}) =$

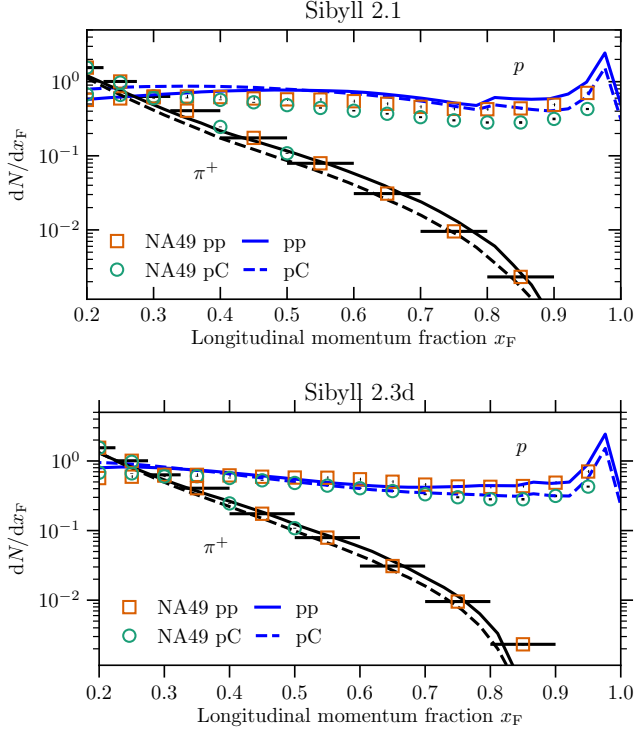


FIG. 13. Comparison of the Feynman x spectra of protons and positive pions in proton–proton and proton–carbon interactions at $p_{\text{lab}} = 158$ GeV/c [75, 77–79]. The leading particle model in SIBYLL 2.1 (upper panel), based on a fine-tuned leading fragmentation function, does not reproduce the attenuation of leading protons due to the nuclear target. In the remnant model (lower panel) the attenuation of leading protons is described correctly.

$1(1^{--})$ from a pion beam

$$\begin{aligned} \pi^\pm + p &\rightarrow \rho^0 + X \\ \rho^0 &\rightarrow \pi^+ \pi^- . \end{aligned} \quad (17)$$

Whereas a neutral pion decays into two photons, the conservation of spin requires a ρ^0 to decay into two charged pions.

In the Heitler-Matthews model [81] the average number of muons in an EAS initiated by a primary cosmic-ray with energy E_0 is given by

$$N_\mu = \left(\frac{E_0}{E_c} \right)^\alpha \quad \text{with } \alpha = \frac{\ln(n_{\text{ch}})}{\ln(n_{\text{tot}})} , \quad (18)$$

and critical energy E_c . The change of the number of muons per decade of energy (α) thus depends on the total and charged multiplicities. It is evident that the ratio between ρ^0 and π^0 production directly affects the exponent α .

In charged pion–proton interactions the NA22 fixed target experiment found that at large momentum fractions vector mesons are more abundantly produced than neutral pions (Figure 15) [82, 83]. In the dual parton

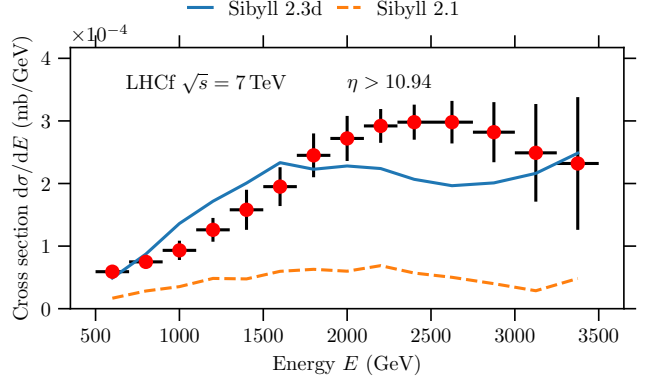


FIG. 14. Energy spectrum of leading neutrons in the LHCf forward calorimeter at $\sqrt{s} = 7$ TeV [76]. The remnant model clearly improves the description by SIBYLL 2.3d.

approach with standard string fragmentation, as it is used in SIBYLL and several other models, this result is unexpected and probably cannot be reproduced without invoking an additional exchange reaction. Recent measurements by the NA61 Collaboration have confirmed the leading ρ^0 enhancement in case of pion nuclear interactions [84].

The leading ρ enhancement and π^0 suppression can be reproduced in SIBYLL by adjusting the hadronization for the remnant and for diffraction dissociation. The result is shown in Figure 15. The transition from proton to nuclear targets is entirely described by the dependence of the remnant survival probability on N_w in Eq. (15). As demonstrated in Figure 16, the softening of the leading ρ^0 spectrum in pion–carbon interactions is well reproduced by the current model. The intersection between the ρ^0 and π^0 spectra is predicted to occur at the same x_F in pion–proton and pion–carbon collisions ($x_F \approx 0.5$). The position of this intersection is important for EAS since it determines the fraction of the energy that goes either into the EM or hadronic shower component. Until the spectrum of π^0 is measured for meson–nucleus interactions, this intersection is experimentally not fully determined. Thus the total effect of the leading ρ^0 on the number of muons in EAS remains unconstrained (this topic is further discussed in Sec. III C).

D. Hadronization

1. Baryon-pair production

While the importance of leading particles for the development of EAS is clear, it is not directly evident how a relatively rare process as baryon-pair production affects muon production [80, 88, 89]. The role the baryons play is similar to a catalyst in a chemical reaction. Any baryon produced in an air-shower will undergo interactions and produce new particles; in particular, it will regenerate

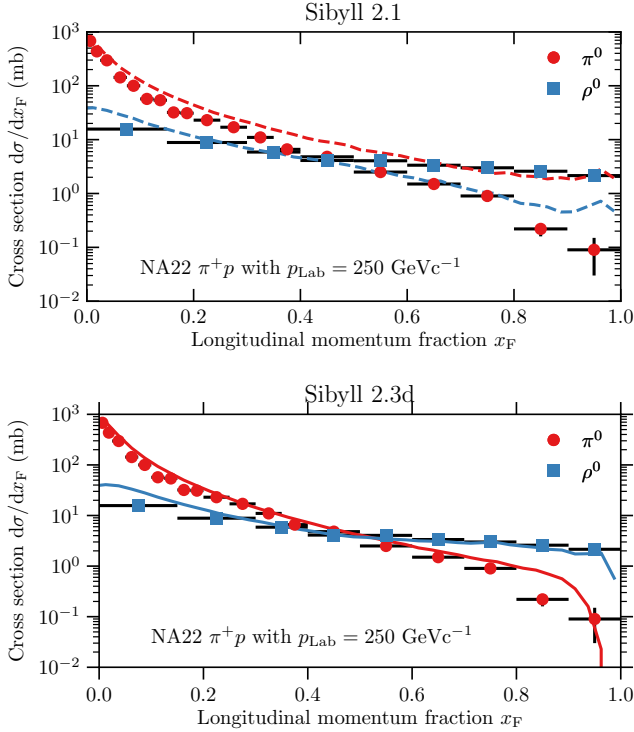


FIG. 15. Feynman x spectrum of neutral pions and their spin-1 resonance state ρ^0 in π^+ -proton collisions at $p_{\text{lab}} = 250 \text{ GeV}/c$ [82, 83]. The expectation from standard quark splitting ($\pi^+ : u\bar{d}$) and fragmentation is that a fixed fraction of the leading π^+ transforms into neutral pions ($\pi^0 : (u\bar{u} - d\bar{d})/\sqrt{2}$) and a smaller fraction into the resonance state ρ^0 (upper figure). Data, on the other hand, show an enhancement of the production of the resonant state and a suppression of the ground state in the region of the leading particle. The effect is reproduced in SIBYLL 2.3d (lower figure) by increasing the rate at which resonances occur in the fragmentation of diffractive processes and by including the ρ^0 as a resonance state in the remnant formation of the pion.

at least itself due to the conservation of baryon number. The interactions continue until the kinetic energy falls below the particle production threshold. Through this mechanism any additional baryon yields more pions and kaons and hence ultimately more muons. In terms of the Heitler-Matthews model, where the number of muons is given by Eq. (18), additional baryons represent an increase of the exponent α .

In SIBYLL's string model, baryonic pairs are generated through the occurrence of diquark pairs in the string splitting with a certain probability, which in SIBYLL 2.1 is the global diquark rate $P_{\text{diq}}/P_q = 0.04$. This model works well at low energies where mostly a single gluon exchange occurs. It fails, however, in the multiminijet regime at higher energies [90, 91] (see Figure 17). Both regimes can be jointly described by choosing a different value for the diquark pair rate in events with multiple parton interactions. The constant ratio of baryons to

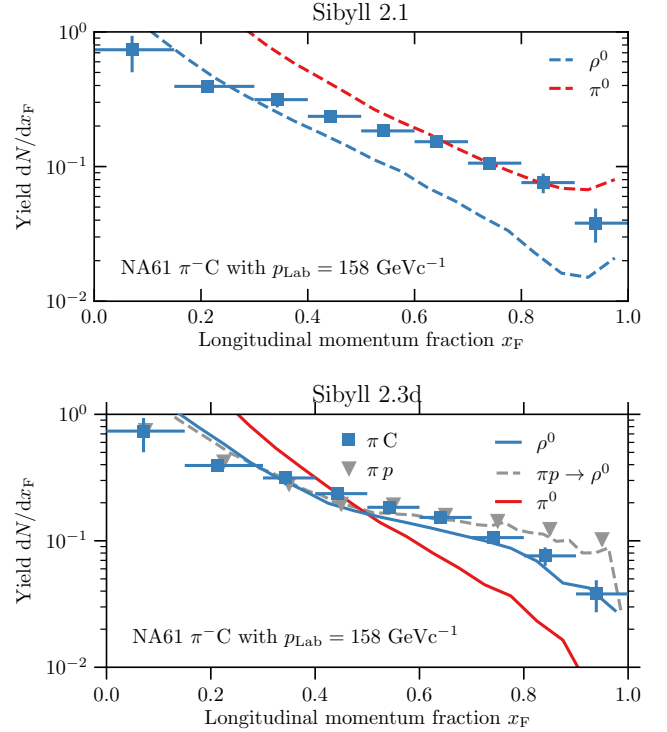


FIG. 16. Feynman x spectrum of neutral ρ mesons in pion-carbon interactions as measured in the NA61 experiment [84]. This measurement confirms the enhancement of leading ρ^0 for nuclear targets. Compared to the data obtained with a proton target (gray triangles), the carbon data (blue squares) reveal a softening of the spectrum, indicating the relevance of interactions with multiple target nucleons. The new remnant model (bottom) correctly reproduces the softening of the leading ρ^0 and predicts a suppression of the production of leading neutral pions (red curve).

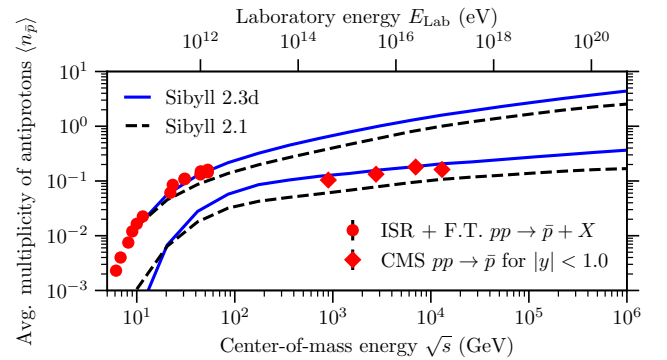


FIG. 17. Average multiplicity of antiprotons as a function of center-of-mass energy in proton-proton collisions. The full phase space measurements (filled circles) are obtained at fixed target or early collider experiments (ISR) [85] and measurements at central rapidities (diamonds) from CMS [86, 87]. The enhanced antibaryon production as implemented in SIBYLL 2.3d agrees well with the data at all energies.

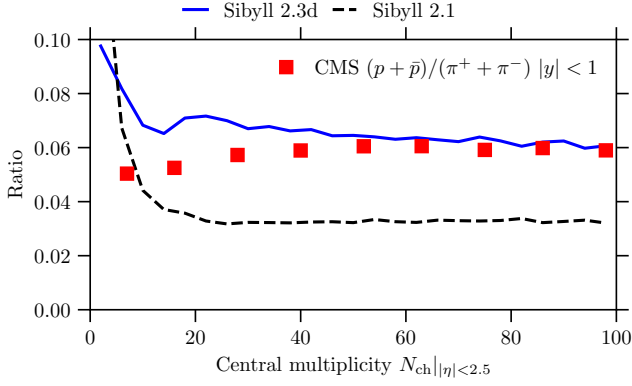


FIG. 18. Ratio of baryons to mesons as a function of central multiplicity at $\sqrt{s} = 7$ TeV in proton-proton collisions measured by CMS [86]. The central multiplicity is sensitive to the number of parton interactions. High-multiplicity data suggest a constant rate of baryon production per minijet, whereas the region at low central multiplicities is populated by diffractive events and events with a single parton interaction. The substructure for SIBYLL 2.3d is due to the remnant model.

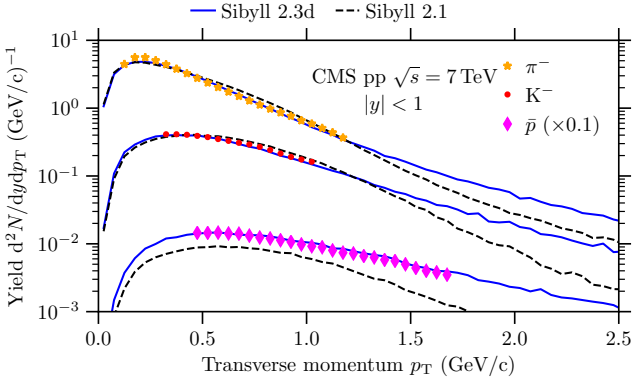


FIG. 19. Spectrum of transverse momentum of pions, kaons and antiprotons at $\sqrt{s} = 7$ TeV [86]. The measurement is done for proton-proton collisions in central phase space ($|y| < 1$). The exponential distribution for the string p_T in SIBYLL 2.3d (solid blue line) gives a much improved description of the spectrum compared to the Gaussian distribution used in SIBYLL 2.1 (dashed black line). The improvement in the normalization for antiprotons is due to the enhanced production of baryon pairs in minijets.

mesons in the measurement that is shown in Figure 18 suggests that baryon-pair production cannot depend on the number of minijets or the centrality of the interaction. In the model, the diquark probability is then

$$P_{\text{diq}}/P_q = \begin{cases} P_{\text{single}} & n_s + n_h = 1 \\ P_{\text{multi}} & n_s + n_h > 1 \\ P_{\text{diff.}} & \text{diffractive,} \end{cases}$$

where $P_{\text{single}} = 0.06$, $P_{\text{multi}} = 0.13$, $P_{\text{diff.}} = 0.04$ and $n_s + n_h$ is the sum of the number of soft and hard

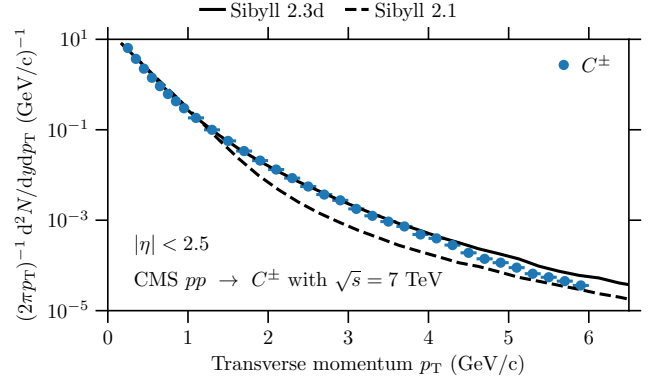


FIG. 20. Spectrum of transverse momentum of charged hadrons in proton-proton interactions at $\sqrt{s} = 7$ TeV [55]. The low- p_T region is determined by string- p_T and the region beyond 2 GeV is also influenced by the new PDF.

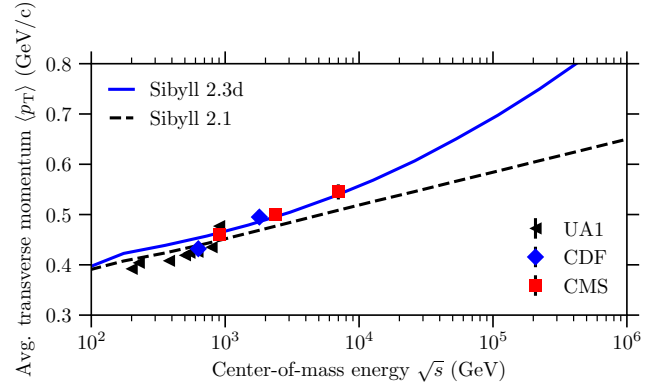


FIG. 21. Average transverse momentum of charged hadrons as a function of center-of-mass energy [11, 55, 93]. The low energy limit is given by the confinement of the partons to the hadron. The increase with energy is in part due to the increase in the hard scattering (jets) threshold (p_T^{min}) and in part due to the hardening of the string- p_T spectrum according to Eq. 19. While the rise in the p_T -cut is given by QCD and saturation, the rise of string- p_T is entirely phenomenological.

interactions.

This purely phenomenological model is inspired by the observation in e^+e^- collision experiments where it is found that baryon-pair production in the fragmentation of quarks or gluons can be different [92].

2. Transverse momentum

The transverse momentum in the string fragmentation model (string p_T) is usually derived from the tunneling of the quark pairs in the string splitting, which results in a Gaussian distribution [94]. However, the observed distribution of transverse momenta in hadron collisions [95, 96] more closely resembles an exponential distribution as pre-

TABLE III. Parameters of the average transverse mass for the different quark flavors in string fragmentation. The diquark masses are computed from the sum of the quark masses.

Parton	m_i (GeV)	$m_{0,i}$ (GeV)	$A_{T,i}$ (GeV)
u,d	0.325	0.18	0.006
s	0.5	0.28	0.007
c	1.5	0.308	0.165
diq	...	0.3	0.05
c-di	...	0.5	0.165

dicted by models of “thermal” particle production [97], motivating us to distribute the string p_T in SIBYLL 2.3d according to

$$f(m_{T,i}) \sim \exp[-(m_{T,i} - m_i)/\langle m_{T,i} \rangle],$$

where i denotes different flavors of quarks and diquarks. The energy dependence of the average transverse mass $\langle m_{T,i} \rangle$ is parameterized as

$$\langle m_{T,i}(s) \rangle = m_{0,i} + A_{T,i} \log_{10} \left(\frac{\sqrt{s}}{30 \text{ GeV}} \right)^2, \quad (19)$$

with the parameters $A_{T,i}$ and $m_{0,i}$. The values are given in Table III.

These values are derived from the measured p_T spectra of pions, kaons and protons at low (NA49) and high energies (CMS, see Figure 19). In addition to the string p_T , the hadrons acquire their transverse momentum from the initial partonic interaction. As previously mentioned, the parton kinematics in SIBYLL 2.3d are determined from post-HERA PDFs (GRV98-LO [37, 38]), which predict a steeper rise of the gluon density at small x , when compared to the old parameterization in SIBYLL 2.1. With the new parameterizations the transition between the regions dominated by soft scattering ($p_T < 3 \text{ GeV}$) and hard scattering is described better (see Figure 20).

While the new PDFs help in describing the transition region, the rise of the average transverse momentum with energy is not described well (not shown). To account for the rapid rise with energy seen in the data (see Figure 21), the energy dependence of the average transverse mass in Eq. (19) is set to be quadratic in $\log(\sqrt{s})$. The integration of post-LHC PDFs, in which the small x gluon densities tend to be smaller than in the GRV98 parameterizations, is not expected to help with this.

E. Nuclear diffraction and inelastic screening

Nuclear cross sections in SIBYLL 2.1 are calculated with the Glauber model [14, 30] neglecting screening effects due to inelastic intermediate states [100] in which an excited nucleon may reinteract and return to its ground state. Also, diffraction dissociation in hadron-nucleus

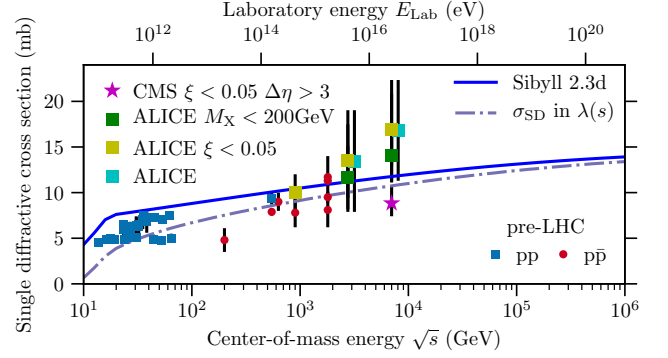


FIG. 22. Single diffractive cross section in proton-proton and proton-antiproton interactions [68, 98, 99]. The cross section in SIBYLL 2.3d and the one used in the coupling $\lambda(s)$ are based on the same parameterization with different upper mass limits [41].

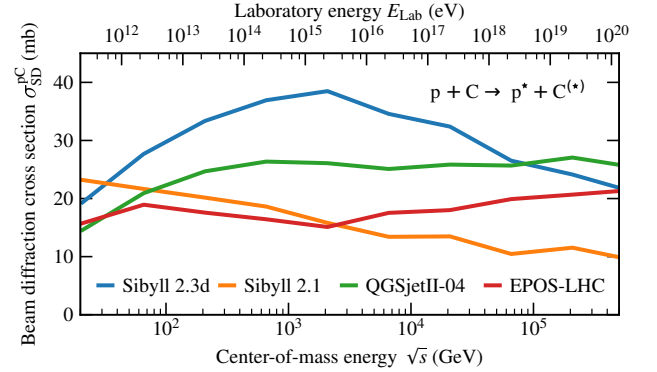


FIG. 23. Cross section for diffraction dissociation in proton-carbon interactions for different CR models. Coherent diffraction in SIBYLL 2.3d results in the increased cross section at low energies.

interactions is restricted to the incoherent component. SIBYLL 2.3d also makes use of the Glauber model but includes screening and the diffractive excitation of the beam hadron in a coherent interaction [101, 102].

In analogy to diffraction dissociation in hadron-nucleon interactions [16, 43], the coherent diffractive excitation of a hadron by a nucleus is implemented using a two-channel formalism with a single effective diffractive intermediate state, where the shape of the transition amplitude to the excited state is equal to the elastic amplitude. The remaining free parameter of the model is the coupling between the states λ . In the following, we will limit the discussion to proton-nucleus interactions and substitute the nucleon with a proton. With

$$|p\rangle = \begin{pmatrix} 1 \\ 0 \end{pmatrix} \text{ and } |p^*\rangle = \begin{pmatrix} 0 \\ 1 \end{pmatrix}, \quad (20)$$

where $|p\rangle$ represents the proton and $|p^*\rangle$ is the effective intermediate state or diffractive final state, the general-

ized amplitude for the described model of proton–proton interactions is

$$\hat{\Gamma}_{pp} = \begin{pmatrix} 1 & \lambda \\ \lambda & 1 \end{pmatrix} \Gamma_{pp}^{\text{ela}}. \quad (21)$$

The proton–nucleus cross sections σ_{pA} are calculated with the standard Glauber expressions using the proton–proton amplitude $\hat{\Gamma}_{pp}$, projected onto the desired transition $\langle p | \cdots | p \rangle$. The diffractive cross sections are calculated in the same way but for the projection $\langle p^* | \cdots | p \rangle$ [101, 103].

The assumed equivalence of the elastic and diffractive amplitude ($\Gamma_{pp \rightarrow p^*p} = \lambda \Gamma_{pp \rightarrow pp}$) implies for the energy dependence of the coupling λ

$$\lambda^2(s) = \frac{\sigma_{pp}^{\text{SD}}(s, M_{D,\text{max}}^2)}{\sigma_{pp}^{\text{ela}}(s)}, \quad (22)$$

where $M_{D,\text{max}}^2$ is the upper limit for the excitation mass in diffraction dissociation motivated by the coherence limit [41] and s is the square of the center-of-mass energy. We assume the coupling $\lambda(s)$ to be universal for different hadrons. The cross sections in Eq. (22) are taken from parameterizations [104, 105]. The single diffractive cross section used in proton–proton collisions and the parametrization of the coupling $\lambda(s)$ are shown in Figure 22. The difference is due to the larger value for the upper mass limit of $M_{D,\text{max}}^2/s = 0.1$ for hadron targets, whereas a lower value of $M_{D,\text{max}}^2/s = 0.02$ was found to give the best description of the production cross sections in proton–carbon and neutron–carbon interactions [106–108]. Although, the description of data in Figure 22 does not look ideal, one shall consider that several shown data points are extrapolations of rapidity gap data from limited detector acceptance and must not represent accurately σ^{SD} . A more accurate description of rapidity gaps [109, 110] and particle production with diffractive cuts [111] has to be addressed in a different revision of the model.

The cross section for the diffractive dissociation of the projectile proton in proton–carbon interactions is shown together with the predictions from commonly used interaction models in Figure 23. The diffractive cross in SIBYLL 2.1 section drops toward high energies, whereas the contribution from coherent diffraction in SIBYLL 2.3d compensates this trend. QGSJETII-04 [28] and EPOS-LHC [29] predict almost constant cross sections. Since the diffractive cross section is small relative to the production cross section of $\mathcal{O}(400 \text{ mb})$, the differences among the models are not expected to be important in EAS.

F. Meson-nucleus interactions

The extension of the model from proton–nucleon collisions (as discussed Sec. IIB) to pion– and kaon–nucleon collisions is straightforward, since at the microscopic level the interactions are treated universally as scatterings of

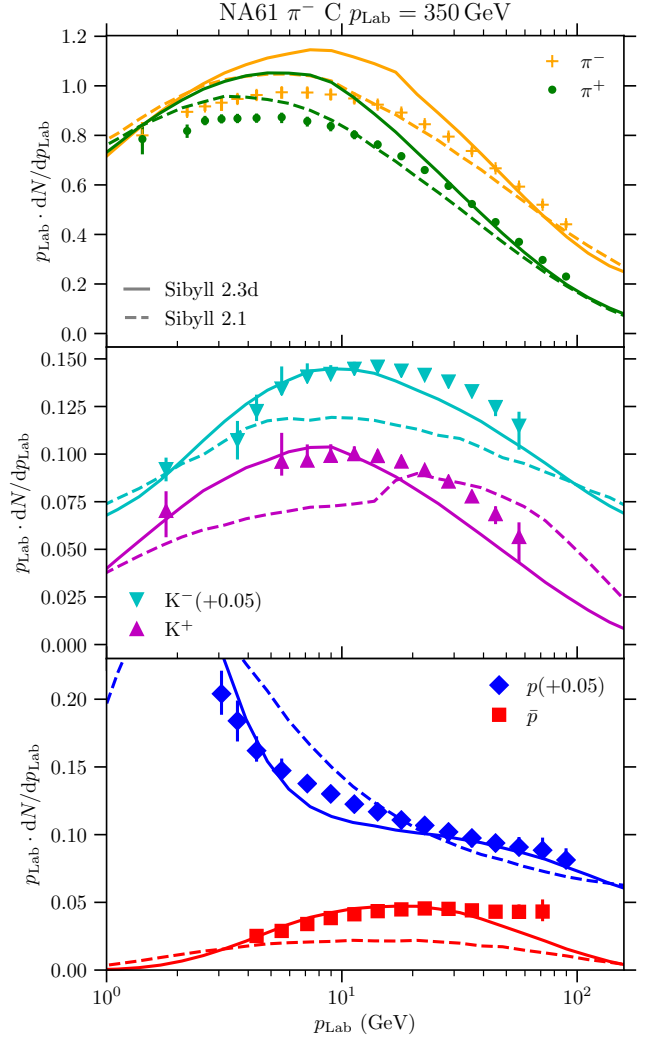


FIG. 24. Secondary particle spectra in pion–carbon interactions with $p_{\text{Lab}} = 350 \text{ GeV}$ measured by NA61 [112, 113] and shown together with predictions from SIBYLL 2.3d (full line and SIBYLL 2.1 (dashed line). Note that these newer data were not yet available during the development of the models. Some aspects of the distributions are better described by the newer model, in particular the antiprotons, SIBYLL 2.3d is far from perfect. Although SIBYLL 2.3d lacks forward kaons, the description of the charge ratio is improved, resulting in a positive impact on the atmospheric muon charge ratio.

quarks and gluons. Differences, in particular at low energies, arise from the different profile functions [114], momentum distributions (PDFs) [115] and Regge couplings in the soft interaction cross section (see Appendix C).

Since the measurements [112, 113] from Figure 24 were not yet available during the development of the model, the distributions obtained with SIBYLL 2.3d and SIBYLL 2.1 are predictions. Some improvement is observed in the distributions of baryons and kaons. However, the production of central pions, forward kaons and antiprotons clearly demonstrates that the model requires

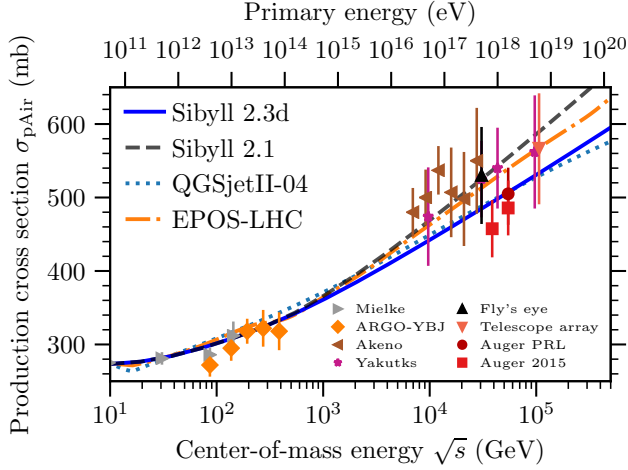


FIG. 25. Energy dependence of the proton-air production cross section. The measurements are based on cosmic-ray detections [71, 116–123]. The reduction between the versions of SIBYLL comes mainly from the updated proton-proton cross section, whereas the correction due to inelastic screening is small. The most precise measurement at the highest energies by the Pierre Auger Observatory also favors a lower cross section [71, 123] in agreement with the extrapolations of the LHC measurements.

more work.

III. AIR-SHOWER PREDICTIONS

Some relations between air-shower observables and specific properties of hadronic interactions have been studied in the past [124]. Here we focus on the depth of shower maximum $\langle X_{\max} \rangle$ and the number of muons N_μ . The calculations are obtained with CONEX [125], using FLUKA [126, 127] to simulate interactions at $E_{\text{kin}} < 80$ GeV. The employed scheme is hybrid, meaning that all subshowers with less than 1% of the primary energy are treated semianalytically using numerical solutions of the average subshower. We compare the predictions from SIBYLL 2.3d with the previous SIBYLL 2.1 and two other post-LHC models, EPOS-LHC [29] and QGSJETII-04 [28]. In addition, we calculate some of the observables with modified versions of SIBYLL 2.3d to show the impact of individual extensions introduced in Sec. II. The extensions are labeled in Table IV and will be used throughout the next sections. Tables with the predictions for $\langle X_{\max} \rangle$, N_μ and λ_{int} can be found in Appendix B.

A. Interaction length and σ_{air}

The simplest and most direct connection between the development of an air-shower and hadronic interactions is governed by the interaction length $\lambda_{\text{int}}(E) =$

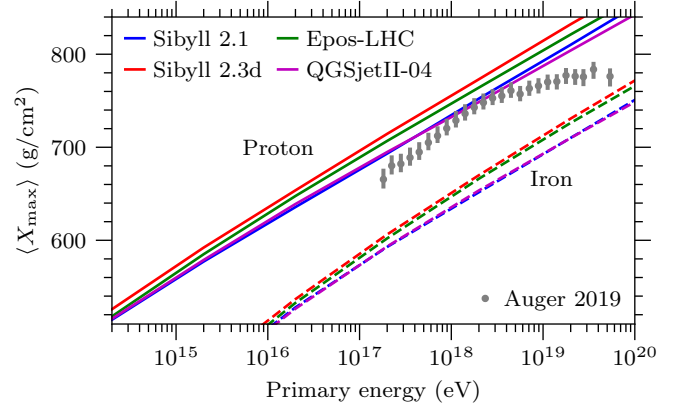


FIG. 26. Average depth of air-shower maxima $\langle X_{\max} \rangle$ for different models compared to recent data from the Pierre Auger Observatory [128, 129] obtained with the fluorescence detectors. The model lines represent the expectations for a pure proton and iron composition, respectively. The deviation of the data from the pure composition indicates a change toward a mixed composition, i.e. cosmic-ray consist of a combination of light and heavier nuclei. The modifications in SIBYLL 2.3d drive the interpretation toward heavier nuclei since the $\langle X_{\max} \rangle$ becomes deeper.

$\langle m_{\text{air}} \rangle / \sigma_{\text{prod}}(E)$. It determines the position of the first interaction in the atmosphere and thus directly influences the position of the shower maximum (X_{\max}). In the Glauber model [30], the inelastic cross section in proton-air interactions, σ_{prod} is derived from the proton-proton cross section σ_{pp} . A smaller σ_{pp} , as in SIBYLL 2.3d (Sec. II B), translates into a smaller proton-air cross section. The effect on σ_{prod} is less than proportional since σ_{pp} is only a small contribution to the overall value that is mostly defined by the nuclear geometry. An additional small reduction of the cross section originates from inelastic screening (Sec. II E). The updated proton-air cross section results in a better compatibility with observations as can be seen in Figure 25. The impact of the updated interaction length on $\langle X_{\max} \rangle$ is demonstrated in Figure 29. The reduction of the cross section at high energy leads to a shift of 5–10 g/cm². Interaction lengths for different primary nuclei and secondary mesons in air are listed in the appendix.

B. $\langle X_{\max} \rangle$ and $\sigma(X_{\max})$

The depth at which an individual shower reaches the maximum number of particles is determined by the depth of the first interaction and the subsequent development of the particle cascade. In very general terms, the development of the cascade is influenced by how the energy of the interacting particle is distributed among the secondaries, in particular by how energy is shared among electromagnetic and hadronic particles. The average shower maximum for proton initiated showers in SIBYLL 2.3d is almost 20 g/cm² deeper than that in SIBYLL 2.1 (see

TABLE IV. Summary of the modified versions of SIBYLL 2.3d. The modifications correspond to switching off one of the extensions discussed in Sec. II.

Label	Description: SIBYLL 2.3d with ...
no coherent diffraction	no coherent diffraction in h -nucleus collisions (Sec. II E).
$\lambda_{\text{int,p}}$	proton interaction length as in SIBYLL 2.1 (Sec. II B).
no ρ^0 enhancement	no enhanced leading ρ^0 in π -nucleus interactions (Sec. II C 2).
no \bar{p} enhancement	no enhanced production of baryons (Sec. II D 1).

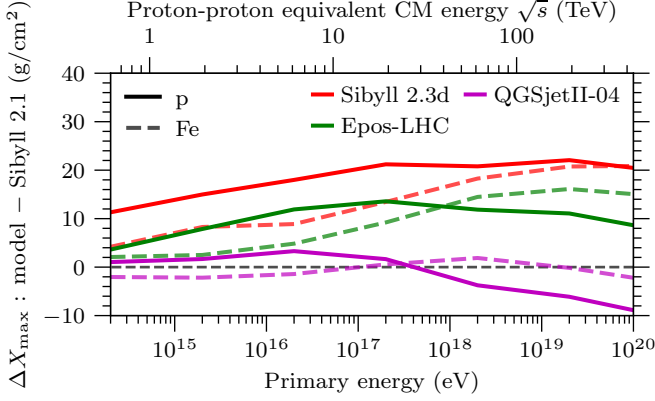


FIG. 27. Difference in the prediction of the average depth of shower maximum between the latest hadronic interaction models (EPOS-LHC (green), QGSJETII-04 (purple), SIBYLL 2.3d (red)) and SIBYLL 2.1.

Figure 26 and Figure 27) and on average 10 to 20 g/cm² deeper compared to other contemporary models. A large part of this difference comes from the shift in the depth of the first interaction due to the larger interaction length of protons in air. Another contribution to the difference in $\langle X_{\text{max}} \rangle$ is the decreased inelasticity of the interactions (see Figure 28).

Figure 29 illustrates the effect of the individual modifications on the shift in $\langle X_{\text{max}} \rangle$. This comparison is produced by individually switching off the model extensions introduced in Sec. II and summarized in Table IV. The change in the interaction length (cyan line) is responsible for 10 g/cm² out of the 20 g/cm² difference between SIBYLL 2.1 and SIBYLL 2.3d at high energy. Coherent diffraction on the nuclei in the air (purple line), contributes another 5 g/cm². The remaining 7 g/cm² cannot be attributed to a single feature and emerge from the combination of the model modifications.

The enhanced ρ^0 production (green line) and the improved baryon-pair production (not shown) have a small effect on $\langle X_{\text{max}} \rangle$. These processes mostly affect the later stages of EAS that are more important for muon production (see the next section for more details).

The overall effect of the changes in the multiparticle production between the 2.1 and 2.3d versions result in a decreased inelasticity in Figure 28 for proton and pion interactions. Compared to SIBYLL 2.1, the inelasticity

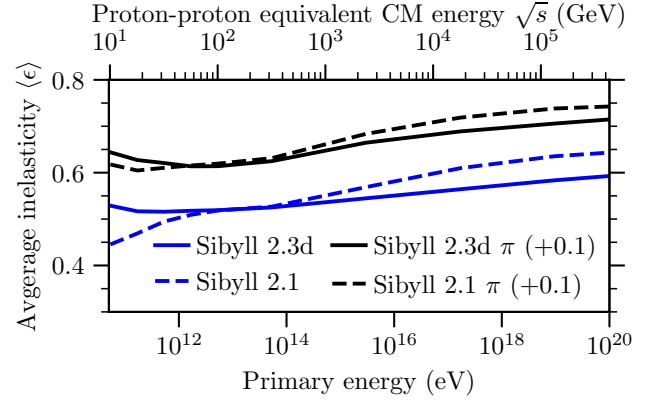


FIG. 28. Inelasticity in interactions of protons and pions with air. The curves for pions are offset by +0.1 for clarity. The interactions of protons and pions are more elastic in SIBYLL 2.3d leading to an increased $\langle X_{\text{max}} \rangle$.

increases less steeply with energy and should have impacted the elongation rate for protons. This effect seems to have been compensated by the change in the energy dependence of the interaction length or cross section (cyan line in Figure 29).

The separation between proton and iron showers in $\langle X_{\text{max}} \rangle$ at lower energies is larger in SIBYLL 2.3d (see Figure 30), since coherent diffraction only deepens the proton showers and has no effect for nuclear projectiles. This effect is expected to have a higher impact on the measurements of the cosmic-ray composition that were previously interpreted using predictions from SIBYLL 2.1.

The width of the distribution of shower maxima $\sigma(X_{\text{max}})$ in Figure 31 increased by 10 g/cm² between the versions, becoming the largest of all CR models. This change is dominated by the increased interaction length, as is shown Figure 32. Note, that the $\sigma(X_{\text{max}})$ increases only for protons, widening the distance between the pure protons and other masses. This behavior has an important impact on the theoretical interpretation of the measurements in terms of cosmic-ray sources and it has been shown that SIBYLL 2.3d produces distinctly different results compared to other contemporary interaction models [130].

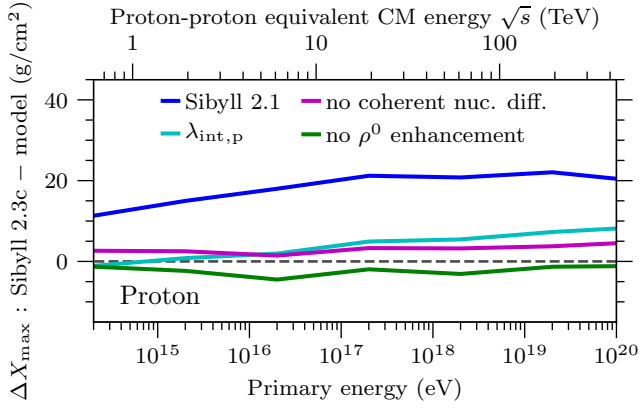


FIG. 29. Effect of model modifications in SIBYLL 2.3d on $\langle X_{\max} \rangle$. The labels for the modifications are explained in Table IV. The change of the cross section for coherent diffraction as described in Sec. II E increases the $\langle X_{\max} \rangle$ by 5 g/cm². The change in $\lambda_{\text{int},p}$ due to the smaller proton-proton cross section amounts to another 10 g/cm². ρ^0 production has a negligible effect on $\langle X_{\max} \rangle$.

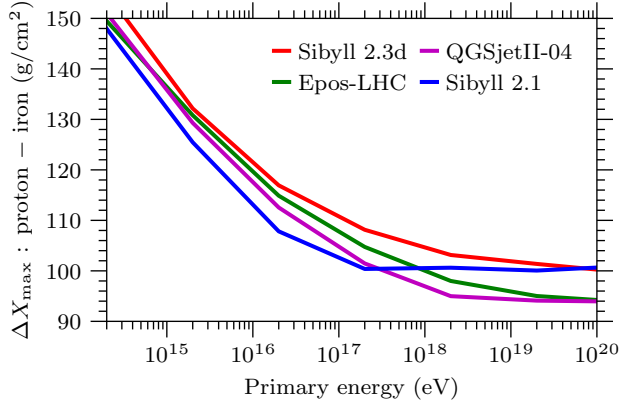


FIG. 30. Difference in the $\langle X_{\max} \rangle$ between proton- and iron-induced showers. This observable is relevant for measurements of the cosmic-ray mass composition that are based on observations of $\langle X_{\max} \rangle$.

C. Muons in EAS

1. Number of muons

In recent years it became evident that the muon content observed in air showers differs from the predictions of the interaction models [131]. Recently the Pierre Auger Observatory quantified this “muon excess” at ground to be at the order of 30-60% [19]. This result is in agreement with the numbers obtained by the Telescope Array [132]. In contrast to the $\langle X_{\max} \rangle$, the production of muons is very sensitive to hadronic particle production at all stages of the shower. It is therefore legitimate to attribute the muon excess to a combination of flaws in the modeling of hadronic interactions. Alternatively, the excess could also be seen as the signature of a new physical

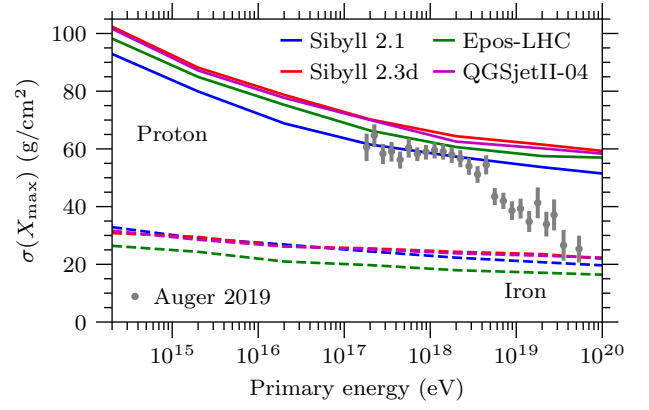


FIG. 31. The width of the X_{\max} distribution expected from models using a pure composition compared to data from the Pierre Auger Observatory [128, 129]. The $\sigma(X_{\max})$ plays an important role in the determination of the mixture of different mass groups at a particular energy.

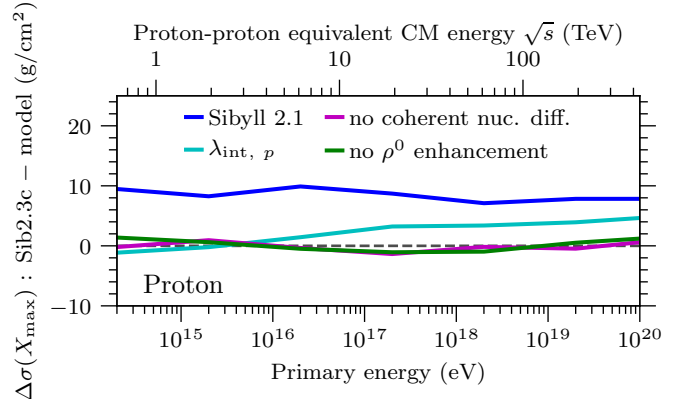


FIG. 32. Effect of model modifications in SIBYLL 2.3d on the fluctuations of X_{\max} . The labels for the modifications are explained in Table IV. The fluctuations are most strongly affected by the change in the interaction length. Since the nuclear cross sections are not very sensitive to changes of σ_{pp} , the impact is highest for proton primaries. This is clearly seen for the iron predictions in Figure 31.

phenomena beyond the scales probed by current colliders [133, 134].

Most muons in EAS originate from decays of hadrons, most abundantly of pions and kaons. Due to their relatively long lifetime, especially at high energy, these mesons reinteract with air molecules and initiate additional cascades, copiously creating more mesons. The large dependence of the number of muons N_μ on hadronic interactions can be understood by considering that any flaw in the production spectrum of secondaries that persists across multiple generations of reinteractions has a multiplicative effect at the final stages of the shower. In fact, most muons are produced at the end of the cascade where the energies of mesons are low enough to allow a significant fraction to decay before the next interac-

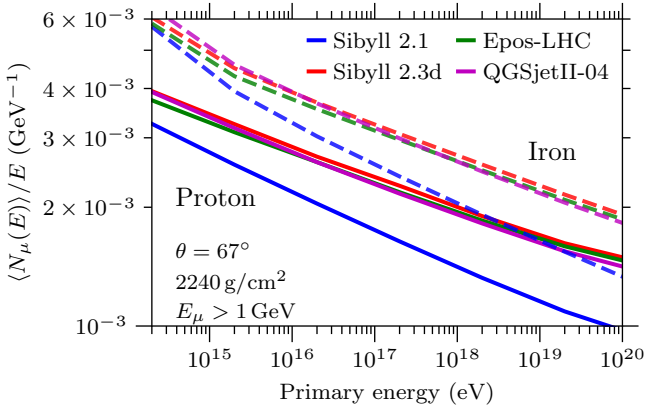


FIG. 33. Average number of muons at ground in proton and iron showers in air for $E_\mu > 1$ GeV. It is remarkable that at 10^{17} eV, the expectation from SIBYLL 2.3d for protons overtakes iron in SIBYLL 2.1.

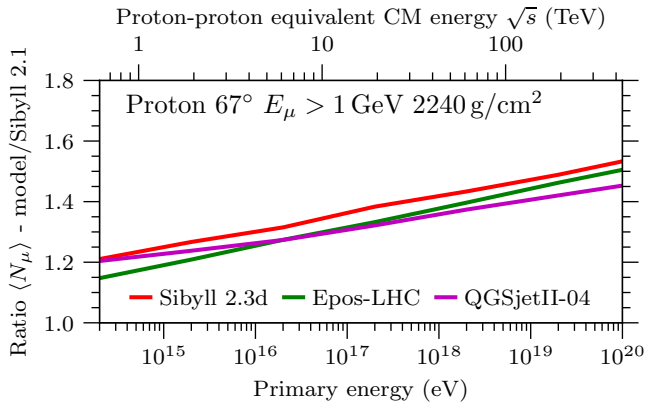


FIG. 34. Ratio of the average number of muons between post-LHC models and SIBYLL 2.1. The energy dependence of the muon number is similar between the post-LHC models.

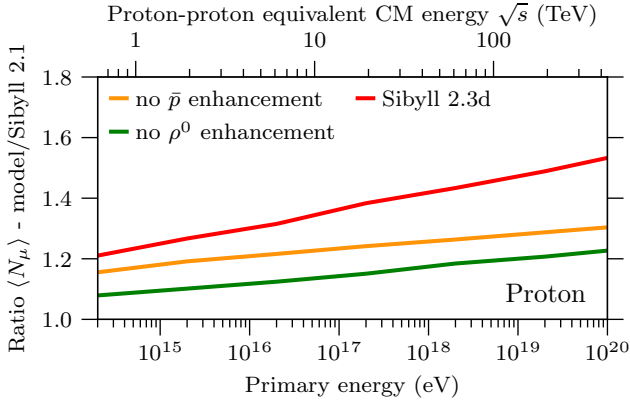


FIG. 35. Ratio of the average number of muons at ground between SIBYLL 2.3d and SIBYLL 2.1. The modified versions refer to SIBYLL 2.3d where the enhanced ρ^0 and baryon production have been switched off (see Table IV).

tion. This cascade process leads to a power law relation between the number of muons and the primary energy as shown in Figure 33 and by Eq. (18). The slope corresponds to the exponent α that depends on the fraction of hadrons that effectively participate in the production of muons. The enhanced baryon-pair and leading ρ^0 production in SIBYLL 2.3d result in a higher number of charged pions and hence a higher value of α . Relative to SIBYLL 2.1 (see Figure 34) the new version has at least 30% more muons at PeV energies, which increases to $\sim 60\%$ at the highest energies due to a steeper slope. The other post-LHC models include similar extensions and therefore show the same behavior in the muon number.

The influence of baryon-pair production and ρ production on the number of muons is shown in Figure 35, from which the contribution from each enhancement can be seen individually. A reduction of the baryon-pair production to the level of SIBYLL 2.1 results in only 10% less muons at ground. As discussed in Sec. II C 2, the ratio between ρ^0 and π^0 is more important for muon production. This is confirmed by Figure 35 where the difference is at the level of 25%. With such large variations to the observable number of muons induced by qualitative improvements to the physics of the model, in contrast to just parameter settings, it appears likely that the muon excess in UHECR interactions originates from the shortcomings of the current hadronic interaction models.

2. Muon energy spectrum

The energy spectra of muons for the post-LHC interaction models relative to SIBYLL 2.1 are shown in Figure 36. The clear rise in the number of low-energy muons predominantly originates from the increased number of cascading hadrons due to the modified baryon-pair and ρ production. The enhancement of muons at high energies originates from decays of charmed hadrons which are an exclusive feature of SIBYLL 2.3d in current air-shower simulations. The number of these, so-called, prompt muons is very low and hence no impact is expected for air-shower observations since experimentally an energy threshold around a few PeV is required. Muons with an energy in excess of 1 TeV (100 TeV) constitute only 0.1 % ($3.1 \cdot 10^{-5}$ %) of all muons at ground for a 10^{19} eV shower (see also Appendix B). For inclusive lepton fluxes this contribution has important implications as discussed in Ref. [25].

In the left panel of Figure 36 the energy and incident angle of the primary CR resemble the typical experimental conditions of IceTop and IceCube [135, 136], whereas the right panel resembles typical conditions at the Pierre Auger Observatory [18]. It is remarkable that the model-specific features of the spectrum are present across very different primary energies.

Another observation is that the current models predict different shapes of the muon spectrum. With a combina-

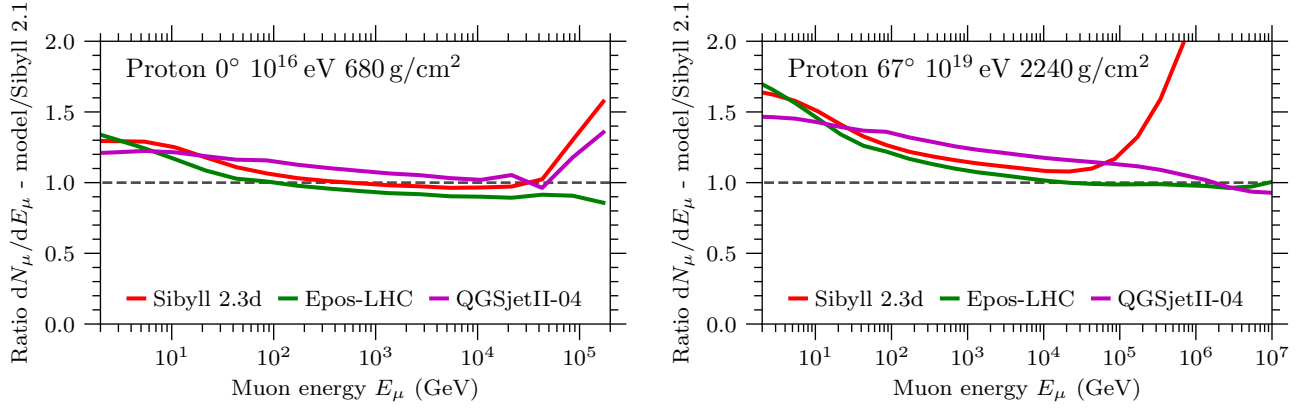


FIG. 36. Ratio of the muon energy spectrum between the post-LHC interaction models and SIBYLL 2.1. Primary particles are protons. Left: Vertical showers with primary energy 10 PeV, corresponding to the showers studied in IceTop and IceCube [135]. Right: Showers at 10 EeV are simulated with a zenith angle of 67° as they are observed at the Pierre Auger Observatory [18]. The increased number of PeV muons in SIBYLL 2.3d is due to the prompt decay of charmed hadrons not present in any of the other models [23, 91].

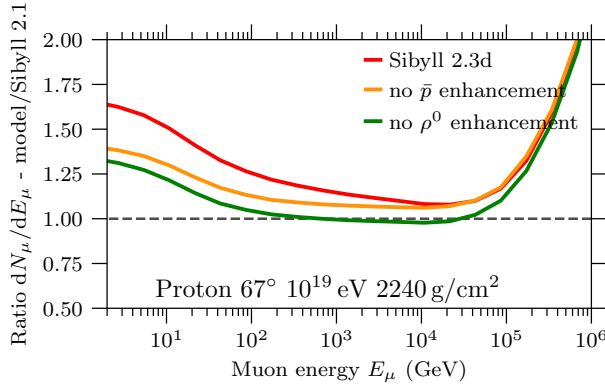


FIG. 37. Ratio of the muon energy spectrum between the versions of SIBYLL 2.3d and SIBYLL 2.1 for 10 EeV proton showers. The models labeled “off” refer to modified versions of SIBYLL 2.3d where the extensions for enhanced ρ^0 and baryon production have been switched off (see Table IV). Baryon-pair production enhances mostly the number of low-energy muons, while ρ^0 production also affects high-energy muons.

tion of the surface air-shower array IceTop and the main instrumented IceCube volume deep in the Antarctic ice, the IceCube Observatory has the potential to discriminate among the interaction models by measuring the muon content of a single air-shower at two different energy regimes simultaneously. IceTop is sensitive to the low-energy muons while only the muons with $E_\mu \sim \text{TeV}$ can penetrate the ice deep enough to generate the “in-ice” muon signal. The preliminary results clearly indicate that SIBYLL 2.1 has too many high- and too few low-energy muons [137]. The discrepancy is expected from the discussion of Figure 36 above, since SIBYLL 2.1 neither describes the baryon-pair production nor the ρ production very well. The same analysis shows that SIBYLL 2.3d accurately reproduces both low- and high-

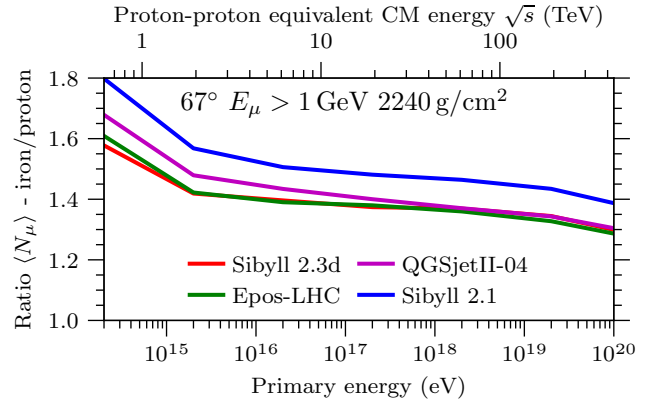


FIG. 38. Ratio of the average number of muons between proton- and iron-induced showers for post-LHC models and SIBYLL 2.1. As the number of muons increases in the models the difference between p and Fe showers decreases.

energy muons. The result is, however, difficult to translate into constraints on the hadronic parameters since the (unknown) mass composition has to be simultaneously taken into account. The impact of each modification on the muon spectrum is illustrated in Figure 37. According to the figure baryon-pair production contributes dominantly at low energies, while the contribution from ρ affects all energies.

3. Effect of the projectile mass on muon production

The spectra for the individual mass groups of cosmic-ray nuclei are not well known across the entire energy range of the indirect air-shower measurements [138]. The main source of this systematic uncertainty stems from ambiguities among the interpretations of EAS observ-

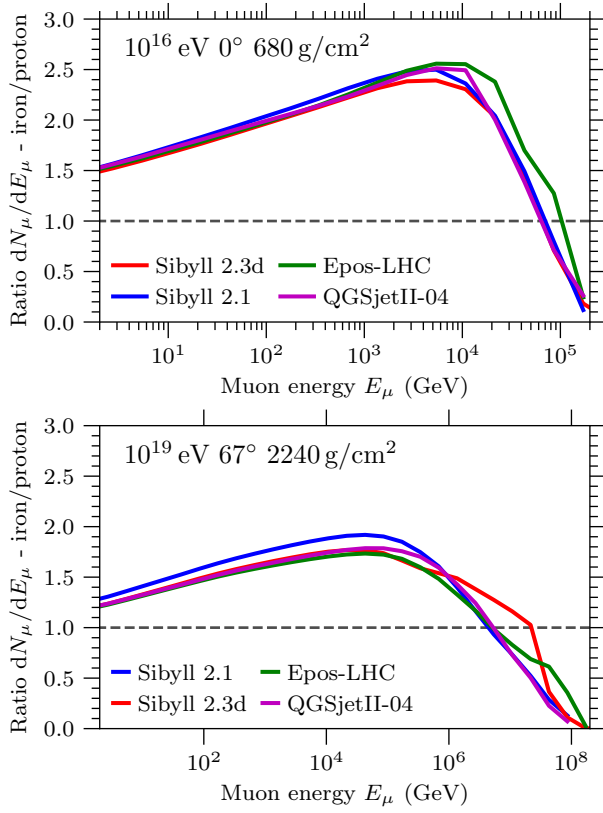


FIG. 39. Ratio of the energy spectrum of muons in iron and proton induced air showers. The upper panel shows vertical air showers at the depth of the IceTop array (680 g/cm^2) [135]. The figure on the bottom is calculated for the depth of 2230 g/cm^2 , corresponding to the inclined air showers measured at the Pierre Auger Observatory [18].

ables with different hadronic interaction models. At present, at ultrahigh energies the most robust method to estimate the composition relies on the electromagnetic component only. Recent attempts to use the surface detector and exploit the muon content as a sensitive variable, often result in incompatible results [139].

We study the ratio of the muon energy spectra for the two extreme composition assumptions, pure protons and pure iron. The ratios in Figure 39 demonstrate that the difference in the number of GeV muons is small between UHE protons and iron nuclei ($\sim 20\% - 40\%$). As discussed in the previous section, similar variations are expected just from swapping the interaction model. At higher muon energies ($E_\mu > 100 \text{ GeV}$) protons and iron are well separated. The shape comes from two effects: the earlier development of iron showers due to the shorter interaction length of the primary nucleus and the lower energy carried by the individual nucleons in the iron nucleus. If one would take the muon energy spectrum from iron primaries with $E_{\text{Fe}} = 56E_p$ and compare with the spectrum in proton showers at the shower maximum they would have identical shapes.

The superposition ansatz ($E_0 \rightarrow E_0/A$ and $N_\mu^A =$

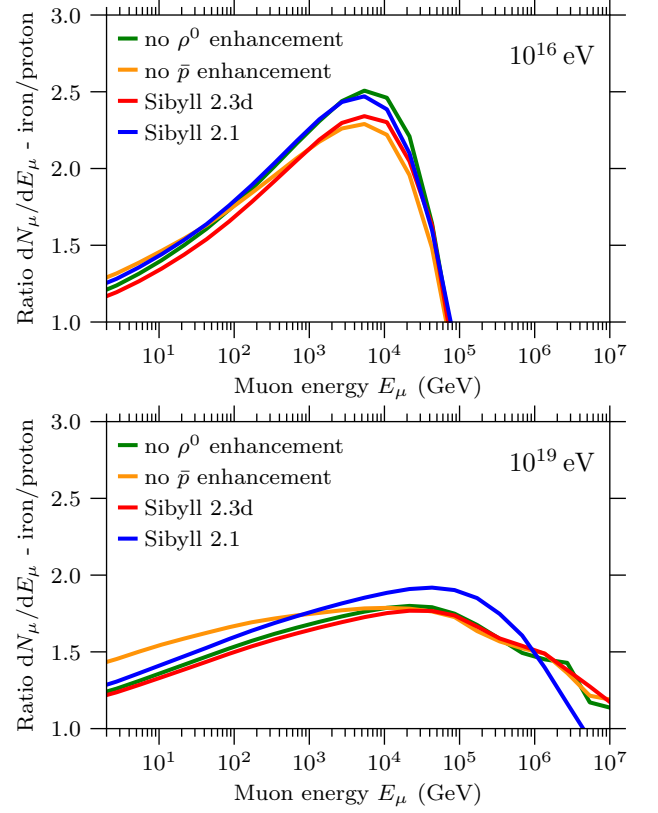


FIG. 40. Effect of new processes in SIBYLL on the separation between proton and iron, shown as the ratio of muon spectra (dN_μ/dE_μ) in iron-induced showers divided by that in proton showers. Due to higher hadron and muon numbers in SIBYLL 2.3d the proton and iron separation decreases with respect to version 2.1 and becomes comparable to the other interaction models.

AN_μ^1) in the Heitler-Matthews model of Eq. (18) yields for the composition dependence of the total muon number an additional multiplicative term $(1 - \alpha) \ln(A)$. If α approaches unity, as is the case for the current model extensions, the difference between protons and nuclei decreases. This expectation is confirmed by full model calculations in Figure 38, in which the muon number varies by only 35% between proton and iron for post-LHC models, while for SIBYLL 2.1 the difference is almost 50%. However, the ratio of iron to proton spectra from different interaction models agree remarkably well (see Figure 39).

The influence of individual model processes on the separation between proton and iron are demonstrated in Figure 40. Both baryon-pair production and ρ production enhance low-energy muons and essentially reduce this separation through a more elongated hadronic cascade (or in other terms, a larger α in the Heitler-Matthews model). However there are subtle differences. At 10^{16} eV only enhanced ρ production is important for the difference between the primaries in TeV muons, while low-energy muons are affected by both mechanisms. At 10^{19} eV , the difference between primaries is not much af-

ected by ρ production and baryon-pair production and other changes in the model seem to play more central roles.

IV. DISCUSSION AND CONCLUSION

This paper documents the latest extensions to the hadronic interaction model SIBYLL and discusses their impact on extensive air showers. The model update is motivated through the availability of recent particle accelerator measurements, where measurements from experiments at the LHC and those from fixed-target experiments are equally important. The goal is to improve the consistency in the description of extensive air showers, in particular related to the muon content that impacts the interpretation of the mass composition of the primary cosmic rays. A tabulated overview of the changes between the SIBYLL 2.1 and SIBYLL 2.3d is available in Appendix C.

The interaction cross sections from measurements at the LHC point towards lower total and inelastic proton-proton cross sections that favor the low data points from measurements at the Tevatron. Our new fits take the measurements up to $\sqrt{s} = 13$ TeV into account, reducing the extrapolation uncertainties up to ultrahigh cosmic-ray energies. The effect on the proton-air cross section is a reduction of the tension between SIBYLL and the cross section measurement derived from UHECR observations at the Pierre Auger Observatory. The spectra of identified particles, measured in central phase space at the LHC, allow us to adjust the hadronization to account for a higher baryon-pair production compared to the previous version. Together with the updated PDFs, the high-energy data constrains the shape and energy dependence of transverse momentum distributions.

On the other hand, the fixed-target measurements in p-p, p-C, π -p and π -C beam configurations yield enough information to identify the shortcomings of the previous model version and entirely revise the leading particle production. We implement a model that makes use of the remaining hadron content in the beam remnants that can undergo further excitation and hadronization processes. This mechanism adds necessary degrees of freedom to decouple very forward particle production from central.

None of the new features requires drastic changes in the underlying principles and assumptions that were defining SIBYLL during the last decades. Microscopically, the main picture is still a combination of the dual Parton and the minijet model, a fusion of perturbative QCD (hard component) and elements of the Gribov-Regge field theory (soft component).

We identified, however, a number of problems that indicate a necessity to depart from these well-explored principles in future versions. One of these problems is related to the growth of the multiplicity distribution that rises faster in the model than in data. A second problem is the narrow width of the pseudorapidity distributions that

most likely is an effect of the missing contribution from semihard processes. Both aspects are related to the underlying partonic picture, and a permanent solution will require an overhaul of several old principles in the code base.

On the nuclear side, the previous Glauber-based model is extended to include screening corrections on the production cross section due to inelastic intermediate states. The updated model for diffraction dissociation now incorporates the process of coherent diffraction, in which the beam hadron transitions to an excited state without the target side nucleus losing its coherence.

Charm hadron production is added explicitly for particle astrophysics applications. In particular this affects calculations of atmospheric neutrinos at very high energies, where the flux of atmospheric leptons competes with that of astrophysical origin. The details of this topic are discussed in a separate publication [25].

Regarding air showers, several of the changes to the hadronic interaction model impact the simulations. The showers reach their maximum deeper by 20 g/cm^2 with respect to SIBYLL 2.1, mainly due to the modifications to nuclear diffraction and the updated interaction cross sections for protons and pions. The fluctuations of the X_{max} in proton showers are almost 10 g/cm^2 larger as an effect of the increased interaction length and elasticity. Both modifications are likely to yield a notably heavier composition in the interpretation of the flux of UHECR.

The muon number in SIBYLL 2.3d drastically increases by $20\% - 50\%$ relative to SIBYLL 2.1, which was previously known to yield too few muons. Compared to the other interaction models the new version has the highest number of muons but only exceeding the numbers from EPOS-LHC and QGSJET-II-04 by $\sim 1\% - 5\%$. This change will certainly reduce the muon excess seen by the Pierre Auger Observatory and the Telescope Array, but will most likely not be sufficient to remove entirely the tension between simulation and data. We demonstrated that the forward spectrum of π^0 and leading ρ mesons in π -nucleus interactions effectively modulates the total muon number and that a constraining measurement of the π^0 is one of the leading uncertainties.

We expect that the combined measurements with the IceCube and IceTop detectors at two energy regimes, and, the event-by-event composition sensitivity of the upgrade of the Pierre Auger Observatory (Auger-Prime) [140], will help to resolve the mysteries around the muon component in EAS.

ACKNOWLEDGMENTS

We thank F. Penha, H. P. Dembinski, T. Pierog, S. Ostapchenko and our many colleagues from the IceCube, KASCADE-Grande, LHCf, and Pierre Auger Collaborations and the CORSIKA 8 development team for their feedback and discussions. This work is supported in part by the KIT graduate school KSETA, in part by the Ger-

man Ministry of Education and Research (BMBF), grant No. 05A14VK1, and the Helmholtz Alliance for Astroparticle Physics (HAP), which is funded by the Initiative and Networking Fund of the Helmholtz Association and in part by the U.S. National Science Foundation (PHY-1505990). The authors are grateful to the Mainz Institute for Theoretical Physics (MITP) of the DFG Cluster of Excellence PRISMA+ (Project ID39083149), for its hospitality and its support during the completion of this work. This project received funding through the contribution of A. F. from the European Research Council (ERC) under the European Unions Horizon 2020 research and innovation program (Grant No. 646623). The work of T.K. G. and T. S. is supported in part by Grants from

the U.S. Department of Energy (DE-SC0013880) and the U.S. National Science Foundation (PHY 1505990). The work of F. R. is supported in part by OE - Portugal, FCT, I. P. , under Project No. CERN/FIS-PAR/0023/2017 and OE - Portugal, FCT, I. P. , under Project No. IF/00820/2014/CP1248/CT0001. F. R. also acknowledges the financial support of Ministerio de Economia, Industria y Competitividad (FPA 2017-85114-P), Xunta de Galicia (ED431C 2017/07). This work is supported by the María de Maeztu Units of Excellence Program No. MDM-2016-0692 and the Spanish Research State Agency. This work is co-funded by the European Regional Development Fund (ERDF/FEDER program). A.F. completed parts of this work as JSPS International Fellow supported by JSPS KAKENHI Grant No. 19F19750.

-
- [1] R. S. Fletcher, T. K. Gaisser, Paolo Lipari, and Todor Stanev, “Sibyll: An event generator for simulation of high-energy cosmic ray cascades,” *Phys. Rev. D* **50**, 5710–5731 (1994).
 - [2] A. Capella, U. Sukhatme, C. I. Tan, and J. Tran Thanh Van, “Dual parton model,” *Phys. Rept.* **236**, 225–329 (1994).
 - [3] T. K. Gaisser and F. Halzen, “Soft Hard Scattering in the TeV Range,” *Phys. Rev. Lett.* **54**, 1754 (1985).
 - [4] G. Pancheri and Y. N. Srivastava, “Jets in minimum bias physics,” *Phys. Lett. B* **159**, 69 (1985).
 - [5] G. Pancheri and Y. N. Srivastava, “Low $p(t)$ jets and the rise with energy of the inelastic cross-section,” *Phys. Lett. B* **182**, 199–207 (1986).
 - [6] Loyal Durand and Pi Hong, “QCD and Rising Total Cross-Sections,” *Phys. Rev. Lett.* **58**, 303 (1987).
 - [7] H. U. Bengtsson and T. Sjöstrand, *Comp. Phys. Commun.* **46**, 43 (1987).
 - [8] Torbjorn Sjostrand, “Status of Fragmentation Models,” *Int. J. Mod. Phys. A* **3**, 751 (1988).
 - [9] Torbjorn Sjostrand, Stephen Mrenna, and Peter Skands, “Pythia 6.4 physics and manual,” *JHEP* **05**, 026 (2006).
 - [10] Ralph Engel, Felix Riehn, Anatoli Fedynitch, Thomas K. Gaisser, and Todor Stanev, “The hadronic interaction model SIBYLL – past, present and future,” *Proceedings, 19th International Symposium on Very High Energy Cosmic Ray Interactions (ISVHECRI 2016): Moscow, Russia, August 22-27, 2016*, EPJ Web Conf. **145**, 08001 (2017).
 - [11] F. Abe *et al.* (CDF), “Transverse momentum distributions of charged particles produced in $\bar{p}p$ interactions at $\sqrt{s} = 630$ GeV and 1800 GeV,” *Phys. Rev. Lett.* **61**, 1819 (1988).
 - [12] G. Arnison *et al.* (UA1), “Transverse Momentum Spectra for Charged Particles at the CERN Proton anti-Proton Collider,” *Phys. Lett. B* **118**, 167–172 (1982).
 - [13] P. Capiluppi, G. Giacomelli, A. M. Rossi, G. Vannini, and A. Bussiere, “Transverse momentum dependence in proton proton inclusive reactions at very high-energies,” *Nucl. Phys. B* **70**, 1 (1974).
 - [14] R. J. Glauber and G. Matthiae, “High-energy scattering of protons by nuclei,” *Nucl. Phys. B* **21**, 135–157 (1970).
 - [15] J. Engel, T. K. Gaisser, T. Stanev, and Paolo Lipari, “Nucleus-nucleus collisions and interpretation of cosmic ray cascades,” *Phys. Rev. D* **46**, 5013–5025 (1992).
 - [16] Eun-Joo Ahn, Ralph Engel, Thomas K. Gaisser, Paolo Lipari, and Todor Stanev, “Cosmic ray interaction event generator SIBYLL 2.1,” *Phys. Rev. D* **80**, 094003 (2009).
 - [17] T. Abu-Zayyad *et al.* (HiRes-MIA Collaboration), “Evidence for changing of cosmic ray composition between 10^{17} and 10^{18} eV from multicomponent measurements,” *Phys. Rev. Lett.* **84**, 4276 (2000).
 - [18] Alexander Aab *et al.* (Pierre Auger Collaboration), “Muons in air showers at the Pierre Auger Observatory: Mean number in highly inclined events,” *Phys. Rev. D* **91**, 032003 (2015), [Erratum: *Phys. Rev. D* **91**, no.5, 059901 (2015)], arXiv:1408.1421 [astro-ph.HE].
 - [19] Alexander Aab *et al.* (Pierre Auger Collaboration), “Testing Hadronic Interactions at Ultrahigh Energies with Air Showers Measured by the Pierre Auger Observatory,” *Phys. Rev. Lett.* **117**, 192001 (2016), arXiv:1610.08509 [hep-ex].
 - [20] M. G. Aartsen *et al.* (IceCube Collaboration), “Evidence for High-Energy Extraterrestrial Neutrinos at the IceCube Detector,” *Science* **342**, 1242856 (2013), arXiv:1311.5238 [astro-ph.HE].
 - [21] M. G. Aartsen *et al.* (IceCube Collaboration), “Observation of High-Energy Astrophysical Neutrinos in Three Years of IceCube Data,” *Phys. Rev. Lett.* **113**, 101101 (2014), arXiv:1405.5303 [astro-ph.HE].
 - [22] Eun-Joo Ahn, Ralph Engel, Thomas K. Gaisser, Paolo Lipari, and Todor Stanev, “Sibyll with charm,” (2011), arXiv:1102.5705 [astro-ph.HE].
 - [23] Anatoli Fedynitch, Ralph Engel, Thomas K. Gaisser, Felix Riehn, and Todor Stanev, “Calculation of conventional and prompt lepton fluxes at very high energy,” *Proceedings, 18th International Symposium on Very High Energy Cosmic Ray Interactions (ISVHECRI 2014): Geneva, Switzerland, August 18-22, 2014*, EPJ Web Conf. **99**, 08001 (2015), arXiv:1503.00544 [hep-ph].
 - [24] Anatoli Fedynitch, Hans P. Dembinski, Ralph Engel, Thomas K. Gaisser, Felix Riehn, and Todor Stanev, “A state-of-the-art calculation of atmospheric lepton

- fluxes,” *Proceedings, 35th International Cosmic Ray Conference (ICRC 2017): Bexco, Busan, Korea, July 12-20, 2017*, PoS **ICRC2017**, 1019 (2017).
- [25] Anatoli Fedynitch, Felix Riehn, Ralph Engel, Thomas K. Gaisser, and Todor Stanev, “The hadronic interaction model Sibyll-2.3c and inclusive lepton fluxes,” *Phys. Rev. D* **100**, 103018 (2019), arXiv:1806.04140 [hep-ph].
- [26] Felix Riehn, Ralph Engel, Anatoli Fedynitch, Thomas K. Gaisser, and Todor Stanev, “A new version of the event generator Sibyll,” PoS **ICRC2015**, 558 (2015), arXiv:1510.00568 [hep-ph].
- [27] Felix Riehn, Hans P. Dembinski, Ralph Engel, Anatoli Fedynitch, Thomas K. Gaisser, and Todor Stanev, “The hadronic interaction model SIBYLL 2.3c and Feynman scaling,” *Proceedings, 35th International Cosmic Ray Conference (ICRC 2017): Bexco, Busan, Korea, July 12-20, 2017*, PoS **ICRC2017**, 301 (2017), arXiv:1709.07227 [hep-ph].
- [28] Sergey Ostapchenko, “Monte Carlo treatment of hadronic interactions in enhanced Pomeron scheme: I. QGSJET-II model,” *Phys. Rev. D* **83**, 014018 (2011), arXiv:1010.1869 [hep-ph].
- [29] T. Pierog, Iu. Karpenko, J. M. Katzy, E. Yatsenko, and K. Werner, “EPOS LHC: Test of collective hadronization with data measured at the CERN Large Hadron Collider,” *Phys. Rev. C* **92**, 034906 (2015), arXiv:1306.0121 [hep-ph].
- [30] R. J. Glauber, “Cross-sections in deuterium at high-energies,” *Phys. Rev.* **100**, 242–248 (1955).
- [31] M. M. Block and R. N. Cahn, “High-energy p anti-p and p p forward elastic scattering and total cross-sections,” *Rev. Mod. Phys.* **57**, 563 (1985).
- [32] Martin M. Block, “Hadronic forward scattering: Predictions for the large hadron collider and cosmic rays,” *Phys. Rept.* **436**, 71–215 (2006).
- [33] Thomas K. Gaisser, Ralph Engel, and Elisa Resconi, *Cosmic Rays and Particle Physics* (Cambridge University Press, 2016).
- [34] E. M. Levin, “Evolution equations for high parton density QCD,” (1998), (hep-ph/9806434).
- [35] E. M. Levin and M. G. Ryskin, “High energy hadron collisions in QCD,” *Phys. Rep.* **189**, 268 (1990).
- [36] L. Durand and H. Pi, “High-energy nucleon-nucleus scattering and cosmic-ray cross sections,” *Phys. Rev. D* **38**, 78–84 (1988).
- [37] M. Gluck, E. Reya, and A. Vogt, “Dynamical parton distributions revisited,” *Eur. Phys. J. C* **5**, 461–470 (1998), arXiv:hep-ph/9806404 [hep-ph].
- [38] M. Glück, E. Reya, and A. Vogt, “Dynamical parton distributions of the proton and small x physics,” *Z. Phys. C* **67**, 433–448 (1995).
- [39] A. Donnachie and P. V. Landshoff, “Total cross-sections,” *Phys. Lett. B* **296**, 227–232 (1992).
- [40] P. D. B. Collins, *An Introduction to Regge Theory and High-Energy Physics*, Cambridge Monographs on Mathematical Physics (Cambridge Univ. Press, Cambridge, UK, 2009).
- [41] Konstantin Goulianos, “Diffractive interactions of hadrons at high-energies,” *Phys. Rept.* **101**, 169 (1983).
- [42] A. Donnachie and P. V. Landshoff, “Exclusive vector photoproduction: Confirmation of Regge theory,” *Phys. Lett. B* **478**, 146–150 (2000), arXiv:hep-ph/9912312 [hep-ph].
- [43] M. L. Good and W. D. Walker, “Diffraction dissociation of beam particles,” *Phys. Rev.* **120**, 1857–1860 (1960).
- [44] V. A. Abramovsky, V. N. Gribov, and O. V. Kancheli, “Character of inclusive spectra and fluctuations produced in inelastic processes by multi - Pomeron exchange,” *Yad. Fiz.* **18**, 595–616 (1973).
- [45] B. L. Combridge and C. J. Maxwell, “Untangling large p(t) hadronic reactions,” *Nucl. Phys. B* **239**, 429 (1984).
- [46] M. G. Albrow *et al.* (CHLM), “Inelastic diffractive scattering at the CERN ISR,” *Nucl. Phys. B* **108**, 1 (1976).
- [47] A. Breakstone *et al.* (ABCDHW), *Nucl. Phys. B* **248**, 253 (1984).
- [48] Hans-Uno Bengtsson and Torbjorn Sjostrand, “The Lund Monte Carlo for Hadronic Processes: Pythia Version 4.8,” *Comput. Phys. Commun.* **46**, 43 (1987).
- [49] Bo Andersson, G. Gustafson, and B. Soderberg, “A General Model for Jet Fragmentation,” *Z. Phys. C* **20**, 317 (1983).
- [50] Serguei Chatrchyan *et al.* (CMS, TOTEM Collaborations), “Measurement of pseudorapidity distributions of charged particles in proton-proton collisions at $\sqrt{s} = 8$ TeV by the CMS and TOTEM experiments,” *Eur. Phys. J. C* **74**, 3053 (2014), arXiv:1405.0722 [hep-ex].
- [51] Yuya Makino and Yoshitaka Ito, *Measurement of the very-forward photon production in 13 TeV proton-proton collisions at the LHC*, Ph.D. thesis (2017), presented 27 Apr 2017.
- [52] Serguei Chatrchyan *et al.* (CMS Collaboration), “Measurement of energy flow at large pseudorapidities in pp collisions at $\sqrt{s} = 0.9$ and 7 TeV,” *JHEP* **11**, 148 (2011), [Erratum: JHEP02,055(2012)], arXiv:1110.0211 [hep-ex].
- [53] Albert M Sirunyan *et al.* (CMS Collaboration), “Measurement of the inclusive energy spectrum in the very forward direction in proton-proton collisions at $\sqrt{s} = 13$ TeV,” *JHEP* **08**, 046 (2017), arXiv:1701.08695 [hep-ex].
- [54] Vardan Khachatryan *et al.* (CMS Collaboration), “Pseudorapidity distribution of charged hadrons in proton-proton collisions at $\sqrt{s} = 13$ TeV,” *Phys. Lett. B* **751**, 143–163 (2015), arXiv:1507.05915 [hep-ex].
- [55] Vardan Khachatryan *et al.* (CMS Collaboration), “Transverse-momentum and pseudorapidity distributions of charged hadrons in pp collisions at $\sqrt{s} = 7$ TeV,” *Phys. Rev. Lett.* **105**, 022002 (2010).
- [56] F. Abe *et al.* (CDF), “Pseudorapidity distributions of charged particles produced in $\bar{p}p$ interactions at $\sqrt{s} = 630$ GeV and 1800 GeV,” *Phys. Rev. D* **41**, 2330 (1990).
- [57] G. J. Alner *et al.* (UA5), “Scaling of Pseudorapidity Distributions at c.m. Energies Up to 0.9 TeV,” *Z. Phys. C* **33**, 1 (1986).
- [58] F. Abe *et al.* (CDF), “Measurement of the $\bar{p}p$ total cross-section at $\sqrt{s} = 546$ GeV and 1800 GeV,” *Phys. Rev. D* **50**, 5550–5561 (1994).
- [59] N. A. Amos *et al.* (E710), “A luminosity-independent measurement of the $\bar{p}p$ total cross section at $\sqrt{s} = 1.8$ GeV,” *Phys. Lett. B* **243**, 158 (1990).
- [60] C. Avila *et al.* (E811), “A measurement of the proton-antiproton total cross section at $\sqrt{s} = 1.8$ TeV,” *Phys. Lett. B* **445**, 419 (1999).
- [61] G. Antchev, P. Aspell, I. Atanassov, V. Avati, J. Baechler, *et al.*, “First measurement of the total proton-proton cross section at the LHC energy of $\sqrt{s} = 7$ TeV,” *Europhys. Lett.* **96**, 21002 (2011), arXiv:1110.1395 [hep-ex].

- [62] Georges Aad *et al.* (ATLAS), “Measurement of the total cross section from elastic scattering in pp collisions at $\sqrt{s} = 7$ TeV with the ATLAS detector,” Nucl. Phys. B **889**, 486–548 (2014), arXiv:1408.5778 [hep-ex].
- [63] G. Antchev *et al.* (TOTEM), “First measurement of elastic, inelastic and total cross-section at $\sqrt{s} = 13$ TeV by TOTEM and overview of cross-section data at LHC energies,” Eur. Phys. J. C **79**, 103 (2019), arXiv:1712.06153 [hep-ex].
- [64] F. Abe *et al.* (CDF), “Measurement of the antiproton-proton total cross section at $\sqrt{s} = 546$ and 1800 GeV,” Phys. Rev. D **50**, 5550 (1994).
- [65] G. Antchev *et al.* (TOTEM Collaboration), “Proton-proton elastic scattering at the LHC energy of $\sqrt{s} = 7$ TeV,” Europhys. Lett. **95**, 41001 (2011), arXiv:1110.1385 [hep-ex].
- [66] G. Antchev *et al.* (TOTEM Collaboration), “Luminosity-Independent Measurement of the Proton-Proton Total Cross Section at $\sqrt{s} = 8$ TeV,” Phys. Rev. Lett. **111**, 012001 (2013).
- [67] M. Aaboud *et al.* (ATLAS), “Measurement of the Inelastic Proton-Proton Cross Section at $\sqrt{s} = 13$ TeV with the ATLAS Detector at the LHC,” Phys. Rev. Lett. **117**, 182002 (2016), arXiv:1606.02625 [hep-ex].
- [68] Betty Abelev *et al.* (ALICE), “Measurement of inelastic, single- and double-diffraction cross sections in proton-proton collisions at the LHC with ALICE,” Eur. Phys. J. C **73**, 2456 (2013), arXiv:1208.4968 [hep-ex].
- [69] Serguei Chatrchyan *et al.* (CMS Collaboration), “Measurement of the inelastic proton-proton cross section at $\sqrt{s} = 7$ TeV,” Phys. Lett. B **722**, 5–27 (2013), arXiv:1210.6718 [hep-ex].
- [70] Albert M Sirunyan *et al.* (CMS), “Measurement of the inelastic proton-proton cross section at $\sqrt{s} = 13$ TeV,” JHEP **07**, 161 (2018), arXiv:1802.02613 [hep-ex].
- [71] Pedro Abreu *et al.* (Pierre Auger Collaboration), “Measurement of the proton-air cross-section at $\sqrt{s} = 57$ TeV with the Pierre Auger Observatory,” Phys. Rev. Lett. **109**, 062002 (2012), arXiv:1208.1520 [hep-ex].
- [72] Sayipjamal Dulat, Tie-Jiun Hou, Jun Gao, Marco Guzzi, Joey Huston, Pavel Nadolsky, Jon Pumplin, Carl Schmidt, Daniel Stump, and C. P. Yuan, “New parton distribution functions from a global analysis of quantum chromodynamics,” Phys. Rev. D **93**, 033006 (2016), arXiv:1506.07443 [hep-ph].
- [73] J. Whitmore, “Experimental Results on Strong Interactions in the NAL Hydrogen Bubble Chamber,” Phys. Rept. **10**, 273–373 (1974).
- [74] S. Chekanov *et al.* (ZEUS), “Leading proton production in e+ p collisions at HERA,” Nucl. Phys. B **658**, 3–46 (2003).
- [75] T. Anticic *et al.* (NA49), “Inclusive production of protons, anti-protons and neutrons in p+p collisions at 158 GeV/c beam momentum,” Eur. Phys. J. C **65**, 6–93 (2009).
- [76] O. Adriani *et al.* (LHCf), “Measurement of very forward neutron energy spectra for 7 TeV proton-proton collisions at the Large Hadron Collider,” Phys. Lett. B **750**, 360–366 (2015), arXiv:1503.03505 [hep-ex].
- [77] C. Alt *et al.* (NA49), “Inclusive production of charged pions in p + C collisions at 158 GeV/c beam momentum,” Eur. Phys. J. C **49**, 897–917 (2007).
- [78] C. Alt *et al.* (NA49), “Inclusive production of charged pions in p p collisions at 158 GeV/c beam momentum,” Eur. Phys. J. C **45**, 343–381 (2006).
- [79] B. Baatar *et al.* (NA49), “Inclusive production of protons, anti-protons, neutrons, deuterons and tritons in p+C collisions at 158 GeV/c beam momentum,” Eur. Phys. J. C **73**, 2364 (2013), arXiv:1207.6520 [hep-ex].
- [80] Hans-Joachim Drescher, “Remnant Break-up and Muon Production in Cosmic Ray Air Showers,” Phys. Rev. D **77**, 056003 (2008), arXiv:0712.1517 [hep-ph].
- [81] J. Matthews, “A Heitler model of extensive air showers,” Astropart. Phys. **22**, 387–397 (2005).
- [82] N. M. Agababyan *et al.* (EHS-NA22 Collaboration), “Inclusive production of vector mesons in pi+ p interactions at 250 GeV/c,” Z. Phys. C **46**, 387–395 (1990).
- [83] M. Adamus *et al.* (NA22), “Inclusive production of π^0 mesons in $\pi^+ p$, $K^+ p$, and p p interactions at 250 GeV/c,” Z. Phys. C **35**, 7 (1987).
- [84] A. Aduszkiewicz *et al.* (NA61/SHINE), “Measurement of meson resonance production in $\pi^\pm C$ interactions at SPS energies,” Eur. Phys. J. C **77**, 626 (2017), arXiv:1705.08206 [nucl-ex].
- [85] M. Antinucci *et al.*, “Multiplicities of charged particles up to ISR energies,” Lett. Nuovo Cim. **6**, 121 (1973).
- [86] Serguei Chatrchyan *et al.* (CMS Collaboration), “Study of the inclusive production of charged pions, kaons, and protons in pp collisions at $\sqrt{s} = 0.9$, 2.76, and 7 TeV,” Eur. Phys. J. C **72**, 2164 (2012), arXiv:1207.4724 [hep-ex].
- [87] Albert M Sirunyan *et al.* (CMS Collaboration), “Measurement of charged pion, kaon, and proton production in proton-proton collisions at $\sqrt{s} = 13$ TeV,” Phys. Rev. D **96**, 112003 (2017), arXiv:1706.10194 [hep-ex].
- [88] P. K. F. Grieder, “The effect of $n\bar{n}$ -production on particle spectra in vertically incident and inclined showers derived from simulations,” Proc. of 13th Int. Cosmic Ray Conf., Denver **4**, 2467 (1973).
- [89] T. Pierog and Klaus Werner, “Muon production in extended air shower simulations,” Phys. Rev. Lett. **101**, 171101 (2008).
- [90] Eun-Joo Ahn, Ralph Engel, Thomas K. Gaisser, Paolo Lipari, Felix Riehn, and Todor Stanev, “LHC Update of the Hadronic Interaction Model Sibyll 2.1,” in *Proceedings, 33rd International Cosmic Ray Conference (ICRC2013): Rio de Janeiro, Brazil, July 2-9, 2013* (2013) p. 0803.
- [91] Felix Riehn, Ralph Engel, Anatoli Fedynitch, Thomas K. Gaisser, and Todor Stanev, “Charm production in SIBYLL,” *Proceedings, 18th International Symposium on Very High Energy Cosmic Ray Interactions (ISVHECRI 2014)*, EPJ Web Conf. **99**, 12001 (2015), arXiv:1502.06353 [hep-ph].
- [92] Roy A. Briere *et al.* (CLEO Collaboration), “Comparison of particle production in quark and gluon fragmentation at $s^{1/2} = 10$ GeV,” Phys. Rev. D **76**, 012005 (2007), arXiv:0704.2766 [hep-ex].
- [93] C. Albajar *et al.* (UA1), “A Study of the General Characteristics of Proton - anti-Proton Collisions at $\sqrt{s} = 0.2$ TeV to 0.9 TeV,” Nucl. Phys. B **335**, 261 (1990).
- [94] A. Bialas, “Fluctuations of string tension and transverse mass distribution,” Phys. Lett. B **466**, 301–304 (1999), arXiv:hep-ph/9909417 [hep-ph].
- [95] M. Adamus *et al.* (EHS-NA22), “Charged particle production in $K^+ p$, $\pi^+ p$ and p p interactions at 250 GeV/c,” Z. Phys. C **39**, 311–329 (1988).

- [96] A. Adare *et al.* (PHENIX Collaboration), “Identified charged hadron production in $p + p$ collisions at $\sqrt{s} = 200$ and 62.4 GeV,” *Phys. Rev. C* **83**, 064903 (2011), arXiv:1102.0753 [nucl-ex].
- [97] Francesco Becattini, “A thermodynamical approach to hadron production in $e+e-$ collisions,” *Z. Phys. C* **69**, 485–492 (1996).
- [98] N. Amos *et al.* (E710), “Diffraction dissociation in anti- p p collisions at $s^{1/2} = 1.8$ TeV,” *Phys. Lett. B* **301**, 313–316 (1993).
- [99] Vardan Khachatryan *et al.* (CMS Collaboration), “Measurement of diffraction dissociation cross sections in pp collisions at $\sqrt{s} = 7$ TeV,” *Phys. Rev. D* **92**, 012003 (2015), arXiv:1503.08689 [hep-ex].
- [100] N. N. Kalmykov and S. S. Ostapchenko, “The nucleus-nucleus interaction, nuclear fragmentation, and fluctuations of extensive air showers,” *Phys. Atom. Nucl.* **56**, 346–353 (1993).
- [101] R. Engel and R. Ulrich, “Cross section calculation using Glauber theory with inelastic screening,” (2012), GAP-2012-056.
- [102] A. B. Kaidalov, “Diffractive production mechanisms,” *Phys. Rept.* **50**, 157–226 (1979).
- [103] Felix Riehn, *Hadronic multiparticle production with Sibyll*, Ph.D. thesis, KIT, Karlsruhe (2015).
- [104] K. Goulianos, “Renormalization of hadronic diffraction and the structure of the pomeron,” *Phys. Lett. B* **358**, 379 (1995).
- [105] R. M. Barnett *et al.* (Particle Data Group), “Review of Particle Physics,” *Phys. Rev. D* **54**, 1 (1996).
- [106] G. Bellettini *et al.*, “Proton-nuclei cross sections at 20 GeV,” *Nucl. Phys.* **79**, 609 (1966).
- [107] U. Dersch *et al.* (SELEX Collaboration), “Total cross section measurements with π^- , Σ^- and protons on nuclei and nucleons around 600 GeV/c,” *Nucl. Phys. B* **579**, 277–312 (2000).
- [108] R. P. V. Murthy, Cyril A. Ayre, H. Richard Gustafson, Lawrence W. Jones, and Michael J. Longo, “Neutron Total Cross-Sections on Nuclei at Fermilab Energies,” *Nucl. Phys. B* **92**, 269–308 (1975).
- [109] Georges Aad *et al.* (ATLAS Collaboration), “Rapidity gap cross sections measured with the ATLAS detector in pp collisions at $\sqrt{s} = 7$ TeV,” *Eur. Phys. J. C* **72**, 1926 (2012), arXiv:1201.2808 [hep-ex].
- [110] CMS Collaboration, “Measurement of diffraction dissociation cross sections at $\sqrt{s}=7$ TeV at the LHC,” CMS-PAS-FSQ-12-005 (2013).
- [111] Qi-Dong Zhou (LHCF, ATLAS Collaborations), “Study of contributions of diffractive processes to forward neutral particle production with the ATLAS-LHCF detector,” *EPJ Web Conf.* **208**, 05008 (2019).
- [112] Raul Ribeiro Prado (NA61/SHINE), “Measurements of Hadron Production in Pion-Carbon Interactions with NA61/SHINE at the CERN SPS,” *PoS ICRC2017*, 315 (2018), arXiv:1707.07902 [hep-ex].
- [113] Michael Unger (NA61), “New Results from the Cosmic-Ray Program of the NA61/SHINE facility at the CERN SPS,” *The Pierre Auger Observatory: Contributions to the 36th International Cosmic Ray Conference (ICRC 2019)*, PoS **ICRC2019**, 446 (2019), arXiv:1909.07136 [astro-ph.HE].
- [114] Loyal Durand and Hong Pi, “Meson - proton scattering at high-energies,” *Phys. Rev. D* **43**, 2125–2130 (1991).
- [115] M. Glück, E. Reya, and A. Vogt, “Pionic parton distributions,” *Z. Phys. C* **53**, 651 (1992).
- [116] R. A. Nam, S. I. Nikolsky, V. P. Pavluchenko, A. P. Chubenko, and V. I. Yakovlev, “Investigation of nucleon-nuclei of air cross-section at energy greater than 10 TeV,” *Proc. of 14th Int. Cosmic Ray Conf., Munich* **7**, 2258 (1975).
- [117] F. Siohan *et al.*, “Unaccompanied hadron flux at a depth of 730 g/cm^2 , $10^2 \text{ GeV} < E < 10^4 \text{ GeV}$,” *J. Phys. G* **4**, 1169–1186 (1978).
- [118] R. M. Baltrusaitis *et al.* (Fly’s Eye), “Total proton proton cross-section at $\sqrt{s} = 30 \text{ tev}$,” *Phys. Rev. Lett.* **52**, 1380–1383 (1984).
- [119] M. Honda *et al.* (AGASA), “Inelastic cross-section for p -air collisions from air shower experiment and total cross-section for p p collisions at SSC energy,” *Phys. Rev. Lett.* **70**, 525–528 (1993).
- [120] G. Aielli *et al.* (ARGO-YBJ), “Proton-air cross section measurement with the ARGO-YBJ cosmic ray experiment,” *Phys. Rev. D* **80**, 092004 (2009), arXiv:0904.4198 [hep-ex].
- [121] H. H. Mielke, M. Föller, J. Engler, and J. Knapp, “Cosmic ray hadron flux at sea level up to 15 TeV,” *J. Phys. G* **20**, 637 (1994).
- [122] R. U. Abbasi *et al.* (Telescope Array), “Measurement of the proton-air cross section with Telescope Arrays Middle Drum detector and surface array in hybrid mode,” *Phys. Rev. D* **92**, 032007 (2015), arXiv:1505.01860 [astro-ph.HE].
- [123] Ralf Matthias Ulrich (Pierre Auger Collaboration), “Extension of the measurement of the proton-air cross section with the Pierre Auger Observatory,” *Proceedings, 34th International Cosmic Ray Conference (ICRC 2015): The Hague, The Netherlands, July 30-August 6, 2015*, PoS **ICRC2015**, 401 (2016).
- [124] Ralf Ulrich, Ralph Engel, and Michael Unger, “Hadronic multiparticle production at ultra-high energies and extensive air showers,” *Phys. Rev. D* **83**, 054026 (2011).
- [125] T. Bergmann *et al.*, “One-dimensional hybrid approach to extensive air shower simulation,” *Astropart. Phys.* **26**, 420–432 (2007).
- [126] A. Ferrari, P. R. Sala, A. Fasso, and J. Ranft, “Fluka: A multi-particle transport code (program version 2005),” CERN-2005-010.
- [127] T. T. Böhlen, F. Cerutti, M. P. W. Chin, A. Fassò, A. Ferrari, P. G. Ortega, A. Mairani, P. R. Sala, G. Smirnov, and V. Vlachoudis, “The FLUKA Code: Developments and Challenges for High Energy and Medical Applications,” *Nuclear Data Sheets* **120**, 211–214 (2014).
- [128] Alexander Aab *et al.* (Pierre Auger Collaboration), “Depth of maximum of air-shower profiles at the Pierre Auger Observatory. I. Measurements at energies above $10^{17.8} \text{ eV}$,” *Phys. Rev. D* **90**, 122005 (2014), arXiv:1409.4809 [astro-ph.HE].
- [129] Alexey Yushkov (Pierre Auger Collaboration), “Mass composition of cosmic rays with energies above $10^{17.2} \text{ eV}$ from the hybrid data of the Pierre Auger Observatory,” *The Pierre Auger Observatory: Contributions to the 36th International Cosmic Ray Conference (ICRC 2019)*, PoS **ICRC2019**, 482 (2019).
- [130] Jonas Heinze, Anatoli Fedynitch, Denise Boncioli, and Walter Winter, “A new view on Auger data and cos-

- mogenic neutrinos in light of different nuclear disintegration and air-shower models,” *Astrophys. J.* **873**, 88 (2019), arXiv:1901.03338 [astro-ph.HE].
- [131] T. K. Gaisser, “Cosmic-Ray Showers Reveal Muon Mystery,” *Physics* **9**, 125 (2016).
 - [132] R. U. Abbasi *et al.* (Telescope Array), “Study of muons from ultrahigh energy cosmic ray air showers measured with the Telescope Array experiment,” *Phys. Rev. D* **98**, 022002 (2018), arXiv:1804.03877 [astro-ph.HE].
 - [133] J. Alvarez-Muniz, L. Cazon, R. Conceição, J. Dias de Deus, C. Pajares, and M. Pimenta, “Muon production and string percolation effects in cosmic rays at the highest energies,” (2012), arXiv:1209.6474 [hep-ph].
 - [134] Glennys R. Farrar and Jeffrey D. Allen, “A new physical phenomenon in ultra-high energy collisions,” *Proceedings, International Symposium on Future Directions in UHECR Physics (UHECR2012): CERN, Geneva, Switzerland, February 13-16, 2012*, EPJ Web Conf. **53**, 07007 (2013), arXiv:1307.2322 [hep-ph].
 - [135] M. G. Aartsen *et al.* (IceCube Collaboration), “The IceCube Neutrino Observatory - Contributions to ICRC 2017 Part III: Cosmic Rays,” (2017), arXiv:1710.01194 [astro-ph.HE].
 - [136] R. Abbasi *et al.* (IceCube), “IceTop: The surface component of IceCube,” *Nucl. Instrum. Meth. A* **700**, 188–220 (2013), arXiv:1207.6326 [astro-ph.IM].
 - [137] Sam De Ridder, Emily Dvorak, and Thomas K. Gaisser, “Sensitivity of IceCube Cosmic-Ray measurements to the hadronic interaction models,” *Proceedings, 35th International Cosmic Ray Conference (ICRC 2017), 2017*, PoS **ICRC2017**, 319 (2017), arXiv:1710.01194 [astro-ph.HE].
 - [138] Karl-Heinz Kampert and Michael Unger, “Measurements of the Cosmic Ray Composition with Air Shower Experiments,” *Astropart. Phys.* **35**, 660–678 (2012), arXiv:1201.0018 [astro-ph.HE].
 - [139] Patricia Sanchez-Lucas (Pierre Auger Collaboration), “ X_{\max} measurements and tests of hadronic models using the surface detector of the Pierre Auger Observatory,” *The Pierre Auger Observatory: Contributions to the 35th International Cosmic Ray Conference (ICRC 2017)*, PoS **ICRC2017**, 495 (2017).
 - [140] Alexander Aab *et al.* (Pierre Auger Collaboration), “The Pierre Auger Observatory Upgrade - Preliminary Design Report,” (2016), arXiv:1604.03637 [astro-ph.IM].
 - [141] D. Heck, J. Knapp, J. N. Capdevielle, G. Schatz, and T. Thouw, “CORSIKA: a Monte Carlo code to simulate extensive air showers,” *Wissenschaftliche Berichte, Forschungszentrum Karlsruhe FZKA* **6019**, 1–90 (1998).
 - [142] Ralph Engel, Dieter Heck, Tim Huege, Tanguy Pierog, Maximilian Reininghaus, Felix Riehn, Ralf Ulrich, Michael Unger, and Darko Veberič, “Towards a Next Generation of CORSIKA: A Framework for the Simulation of Particle Cascades in Astroparticle Physics,” *Comput. Softw. Big Sci.* **3**, 2 (2019), arXiv:1808.08226 [astro-ph.IM].
 - [143] Sebastian Baur, Hans Dembinski, Matias Perlin, Tanguy Pierog, Ralf Ulrich, and Klaus Werner, “Core-corona effect in hadron collisions and muon production in air showers,” (2019), arXiv:1902.09265 [hep-ph].
 - [144] E. Eichten, I. Hinchliffe, K. Lane, and C. Quigg, “Supercollider physics,” *Rev. Mod. Phys.* **56**, 579 (1985).

TABLE V. Summary of the recent versions of SIBYLL.

Label	description	detailed description
SIBYLL 2.1	initial implementation of the model described in Sec. II A	[16]
SIBYLL 2.3	significant model extension (Sec. II B-Sec. II F)	[26] & this publication
SIBYLL 2.3c	restored Feynman scaling in frag. region	[25, 27]
SIBYLL 2.3d	restored π^\pm/π^0 in minijets	this publication

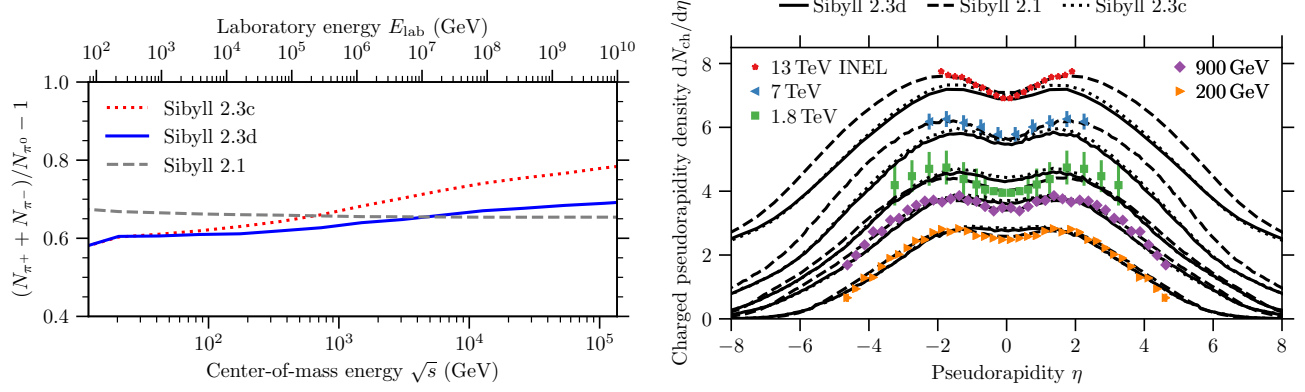


FIG. 41. Left panel: The ratio of the number of charged and neutral pions, $\pi^\pm/\pi^0 - 1$, in proton-proton interactions as a function of the energy. Right panel: Distribution of charged particles over pseudorapidity in SIBYLL 2.1, SIBYLL 2.3c and SIBYLL 2.3d.

Appendix A: Sibyll version history

Several versions of SIBYLL (see Table V) have become publicly available throughout the development cycle and were available in the air-shower simulator CORSIKA (versions 7 and 8) [141, 142] and the cascade equation code MCEq [25]. In this section, we give a brief overview of the changes and estimate the quantitative impact on $\langle X_{\max} \rangle$ and the number of muons in air showers.

SIBYLL 2.1 is the basic implementation of the hadron interaction model and was outlined in Sec. II A and described in detail elsewhere [16]. The first public release of the SIBYLL 2.3 [26] model improved the compatibility with LHC measurements and astroparticle experiments as described in the main text. The model exhibited a stronger violation of Feynman scaling in the fragmentation region than supported by data [25, 27] that has been addressed in SIBYLL 2.3c.

In a recent publication the behavior of the π^\pm to π^0 ratio in different mechanisms of hadronization and the role in muon production in air showers were discussed [143]. In SIBYLL 2.3c this ratio has a stronger than expected energy dependence (see left panel of Figure 41), because a part of the model responsible for the leading ρ^0 (Sec. II C 2) interfered with the fragmentation of minijets.

Although this behavior increases the number of muons in air showers and reduces the tension with the observations, it was unintended and has been addressed in SIBYLL 2.3d. The maximal effect occurs in the central phase space but as shown by the distribution of charged particles over pseudorapidity in the right panel in Figure 41, the impact is small.

In general the different versions of SIBYLL 2.3 have rather small effects on air-shower observables. The differences in $\langle X_{\max} \rangle$ for proton induced showers is shown in the left panel in Figure 42, which are up to 5 g/cm^2 at high energies. The muon number at 10^{19} eV is $\approx 7\%$ smaller in SIBYLL 2.3d than in SIBYLL 2.3c (right panel in Figure 42). We verified that these two releases have almost identical inclusive lepton fluxes (as in [25]).

Appendix B: Tables of typical air-shower observables

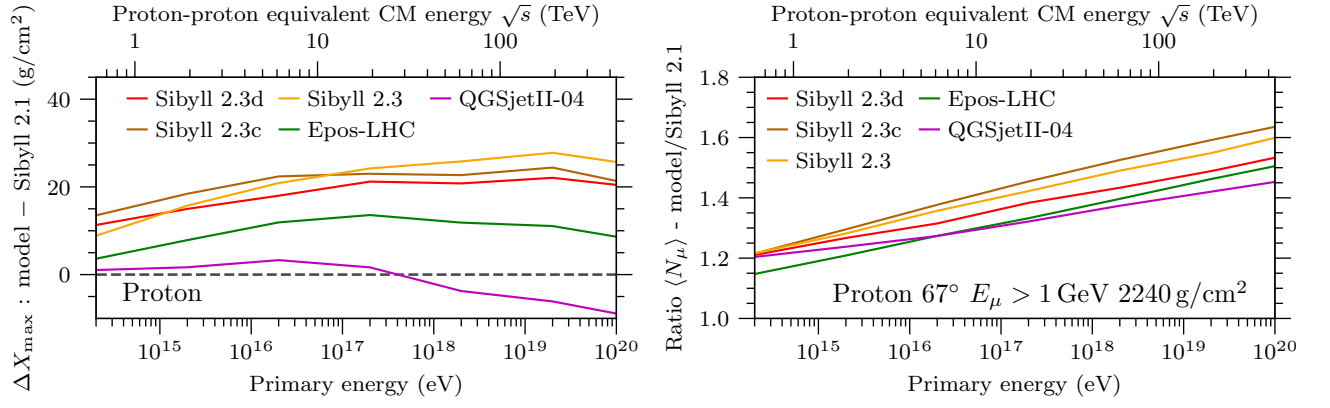


FIG. 42. Difference of $\langle X_{\max} \rangle$ and $\langle N_{\mu} \rangle$ predictions in the different versions of SIBYLL relative to SIBYLL 2.1.

TABLE VI. Predictions for the depth of shower maximum, the fluctuations thereof and the number of muons in SIBYLL 2.3d for proton and iron induced showers. X_{\max} is calculated by fitting a parabola to the profile of energy deposit in the atmosphere. The number of muons is taken at a depth of 2030 g/cm², counting all muons with an energy exceeding 1 GeV. Showers were simulated with an inclination of 67° using CONEX hybrid simulations [125]. The Monte Carlo to cascade threshold was set to $E_{\text{thr}}/E_0 = 10^{-2}$.

$\log_{10}(E_0/\text{eV})$	$\langle X_{\max} \rangle$ (g/cm ²)		$\sigma(X_{\max})$ (g/cm ²)		$\ln N_{\mu}(E_{\mu} > 1 \text{ GeV})$	
	p	Fe	p	Fe	p	Fe
14.3	530.52	370.01	104.09	32.45	6.92	7.32
15.3	596.72	457.36	89.84	29.53	9.04	9.35
16.3	655.97	538.14	77.49	27.06	11.18	11.47
17.3	715.34	607.59	72.12	25.18	13.32	13.6
18.3	775.18	671.34	63.41	23.42	15.45	15.73
19.3	833.58	732.12	62.09	21.83	17.6	17.87
20.3	892.46	791.7	61.26	20.6	19.79	20.01

TABLE VII. Prediction of the interaction length of various particles in the atmosphere in SIBYLL. The relative increase with respect to SIBYLL 2.1 in percent is given in parentheses.

$\log_{10}(E_{\text{Lab}}/\text{TeV})$	$\lambda_{\text{int}}(E_{\text{Lab}})$ (g/cm ²)				
	Fe	N	p	π	K
0.0	13.02 (0.7)	24.57 (0.7)	84.62 (3.6)	110.94 (3.6)	121.93 (3.4)
1.0	12.67 (0.8)	23.63 (0.5)	78.69 (4.8)	101.39 (3.7)	110.02 (4.6)
2.0	12.10 (0.3)	22.36 (0.2)	72.17 (5.5)	87.13 (0.2)	94.75 (1.9)
3.0	11.56 (0.9)	21.00 (1.3)	65.27 (7.0)	72.91 (-0.3)	76.54 (-0.3)
4.0	11.03 (2.4)	19.62 (3.1)	58.89 (8.5)	63.61 (1.4)	66.35 (1.6)
5.0	10.48 (3.8)	18.25 (4.7)	53.34 (9.9)	56.23 (2.6)	58.35 (2.8)
6.0	9.93 (5.1)	16.96 (6.1)	48.61 (11.4)	50.32 (3.4)	52.01 (3.6)
7.0	9.42 (6.2)	15.93 (7.9)	44.57 (12.9)	45.47 (4.0)	46.87 (4.2)
8.0	8.94 (7.0)	15.10 (9.9)	41.07 (14.3)	41.40 (4.6)	42.60 (4.7)

Appendix C: Tables of interaction model parameters

TABLE VIII. Summary of the differences between SIBYLL 2.1 and SIBYLL 2.3d.

	SIBYLL 2.1	SIBYLL 2.3d
Valence quarks and leading particles	“valence string” model & leading fragmentation	Remnant model
Lund string parameters	$a = 0.3, b = 0.8 \text{ c/GeV}^{-2}$ ($a = 0$: leading qq, $a = a + 3$: s quarks)	$a = 0.8, b = 0.8 \text{ c/GeV}^{-2}$ (universal)
String p_T	Gaussian	Exponential
Flavors in hadronization	u, d, s	u, d, s, c
Beam particles	p, n, π , K	p, n, π , K + $\Sigma^\pm, \Lambda^0, \rho^0(\gamma)$, charm
Interaction cross sections	p, π , K	p, π , K
Target nuclei	Air	Air, $A = 2\text{-}18$
Nuclear diffraction	Incoherent	Coherent + incoherent

TABLE IX. Summary of the amplitude parameters in SIBYLL 2.1 and SIBYLL 2.3d. Wherever the parameters remain unchanged only SIBYLL 2.1 is reported.

	SIBYLL 2.1	SIBYLL 2.3d
Hard minijets	Leading-order QCD with energy-dependent p_T -threshold	
PDF: cross section	GRV-98LO [37, 38]	GRV-98LO
PDF: sampling	Eichten <i>et al.</i> [144]	GRV-98LO
Higher-order correction (K -factor)	2.0	
p_T cut ($p_T^0, \Lambda_{\text{QCD}}, c$ in Eq. (5))	1.0 GeV/c, 0.065 GeV/c, 0.9	
Profile width (ν_h in Eq. (13))	0.77 GeV ² /c ²	1.0 GeV ² /c ²
Soft minijets	Gribov-Regge parameterization: $\mathcal{X}(s/s_0)^\Delta + \mathcal{Y}(s/s_0)^{-\epsilon}$	
Pomeron parameters (Δ, \mathcal{X})	0.025, 49.9 mb	0.051, 39.2 mb
Reggeon parameters (ϵ, \mathcal{Y})	0.4, $8.2 \cdot 10^{-5}$ mb	0.4, 42.1 mb
Profile width, Pomeron: $B_{\text{eff}} + \alpha'_P(0) \ln(s)$	3.2 GeV ⁻² , 0.25 GeV ⁻²	
Profile width, Reggeon: $B_{\text{eff}} + \alpha'_{\mathcal{R}}(0) \ln(s)$	0.5 GeV ⁻² , 0.9 GeV ⁻²	
Soft PDF (d, m_q^2 in Eq. (9))	0, 1.0 GeV ²	3, 1.0 GeV ²