

Aharonov-Bohm and Aharonov-Casher effects for local and nonlocal Cooper pairs

Damian Tomaszewski,¹ Piotr Busz,¹ Rosa López,² Rok Žitko,^{3,4} Minchul Lee,⁵ and Jan Martinek¹

¹*Institute of Molecular Physics, Polish Academy of Science, Smoluchowskiego 17, 60-179 Poznań, Poland*

²*Institut de Física Interdisciplinària i Sistemes Complexos IFISC (CSIC-UIB), E-07122 Palma de Mallorca, Spain*

³*Jožef Stefan Institute, Jamova 39, SI-1000 Ljubljana, Slovenia*

⁴*Faculty of Mathematics and Physics, University of Ljubljana, Jadranska 19, SI-1000 Ljubljana, Slovenia*

⁵*Department of Applied Physics, College of Applied Science, Kyung Hee University, Yongin 446-701, Korea*

(Dated: April 8, 2024)

We study combined interference effects due to the Aharonov-Bohm (AB) and Aharonov-Casher (AC) phases in a Josephson supercurrent of local and nonlocal (split) Cooper pairs. We analyze a junction between two superconductors interconnected through a normal-state nanostructure with either (i) a ring, where single-electron interference is possible, or (ii) two parallel nanowires, where the single-electron interference can be absent, but the cross Andreev reflection can occur. In the low-transmission regime in both geometries the AB and AC effects can be related to only local or nonlocal Cooper pair transport, respectively.

I. INTRODUCTION

Substantial progress has been made in recent years in the creation of spatially separated spin-entangled electrons in solid state by Cooper pair splitting^{1–7}. Such entangled states are a necessary ingredient of quantum communication and computing⁸. It has been also demonstrated that a Josephson supercurrent with unusual properties can be generated from nonlocal split Cooper pairs⁹, as pointed out by Wang and Hu¹⁰ in regard to the Aharonov-Bohm (AB) effect. This new Josephson current requires further studies, in particular of its interference properties.

One of the best-known interference phenomena is the Aharonov-Bohm (AB) effect^{11–14}, where the phase of a charged particle is affected by magnetic flux. Dual to the AB phenomenon is the Aharonov-Casher (AC) effect^{15–17}, in which electric field acts on the phase of magnetic moment.

The AC effect for electrons in solid state can be caused for instance by the Rashba spin-orbit interaction, observed in mesoscopic rings^{18,19}, or in the Datta-Das transistor^{20,21}, where oscillations of conductance as a function of electric field occur due to the Rashba phase ϕ_R . Such interaction is of major importance for spintronics, because its strength can be controlled by an external gate voltage.

In s-wave superconductors, the Cooper pairs are in the singlet state, and thus have no net magnetic moment (spin $S = 0$). Therefore, it was recently postulated that there should be no AC effect for such a composite object. This conjecture can be also linked to the fact that the two spin components ($\sigma = \pm 1$ for spin \uparrow, \downarrow) of a Cooper pair in a quasi-1D quantum wire have opposite Rashba phases $\sigma\phi_R$ ^{22–25}, which cancel each other and suppress the AC effect. Accordingly, it has been shown in a number of papers that to achieve modification of the Josephson current by the spin-orbit interaction one needs breaking of the time-reversal symmetry, e.g. by a magnetic-field-induced Zeeman splitting or by magnetic

exchange interactions^{26–38}. We show that the desired spin control without any magnetic field can be achieved for split nonlocal Cooper pairs.

As a Cooper pair is composed of two electrons – each of them having a magnetic moment related to its spin ($S = 1/2$) – one may raise a question whether it is possible to induce the AC effect for each electron of a pair separately so that the two contributions do not compensate each other. Our answer to this question is positive, but only if a Cooper pair is split and nonlocally preserves its entangled singlet state, while each electron of the pair experiences a different Rashba phase. The effect does not depend on the detailed geometry of the device as we prove by considering different cases. In all we find that at low transmission, $T \ll 1$, the AB and AC effects are linked to local¹⁰ and split nonlocal Cooper pair transport, respectively. This explains why the AC effect has not been found for local Cooper pairs without breaking the time-reversal symmetry in Refs.^{26–38}, and opens the possibility to control the two components of the Josephson current independently by the respective phases.

Below we consider two different setups, with two superconducting electrodes linked by: (i) a normal 1D ring, in which single-electron interference is possible (FIG. 1(a)); (ii) two parallel nanowires (2NW) (FIG. 1(b)), where single-electron interference can be absent, but cross Andreev reflection (CAR) is possible (the distance between the nanowires is comparable to or smaller than the Cooper pair size ξ).

II. JUNCTION WITH RING

In the first case to be considered the superconducting leads are connected by a 1D ring formed by two Y-junctions and two arms (up and down). We assume that the size L of the system is smaller than the phase coherence length l_ϕ , $L < l_\phi$, which implies the possibility of single electron quantum interference in a normal state.

The Josephson current for $k_B T \rightarrow 0$ and $L \ll \xi_0$ can

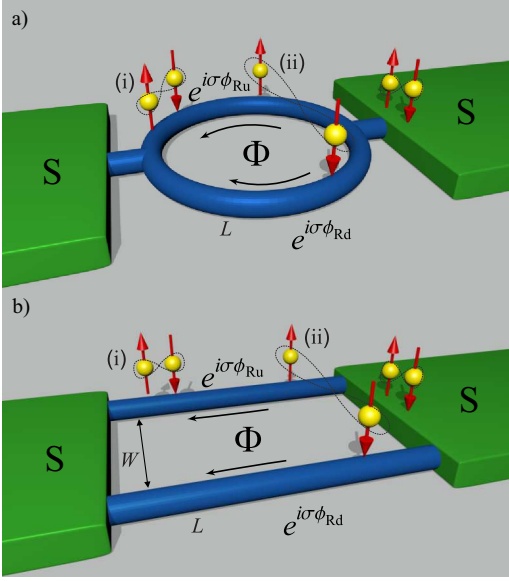


FIG. 1. Superconducting leads connected by a semiconducting link in the form of (a) a 1D ring, (b) two nanowires. Electrons flowing in the system acquire phases ϕ_{AB} and $\sigma\phi_{Ru/d}$ related to the external magnetic field flux Φ and the Rashba spin-orbit interaction, respectively. In both systems local (i) and nonlocal (ii) Cooper pair transport is possible.

be calculated from the equation^{39,40}:

$$I(\varphi) = \frac{2e}{\hbar} \frac{\partial}{\partial \varphi} \sum_n E_{n-}(\varphi), \quad (1)$$

where the sum runs over all negative Andreev bound states energies, which can be calculated from Beenakker's determinant equation, using scattering matrix formalism^{39,41,42}:

$$\text{Det}(I - \alpha^2 r_A^* S_e r_A S_h) = 0, \quad r_A = \begin{pmatrix} e^{i\frac{\varphi}{2}} & 0 \\ 0 & e^{-i\frac{\varphi}{2}} \end{pmatrix}, \quad (2)$$

where $\alpha = \exp(-i \arccos(E/\Delta))$, r_A is the Andreev reflection matrix, with φ denoting the superconducting phase difference and $S_{e/h}$ is scattering matrix for electrons/holes.

The ring can be characterized by a scattering matrix (S-matrix) S_e (see APPENDIX A for details), with the parameter t_1 describing the symmetric transmission between the incoming electrode and each arm of the ring: $0 \leq t_1 \leq 1/\sqrt{2}$, and where phase dependent transmission amplitudes of the up (down) arm are given by:

$$t_{u\sigma/d\sigma} = \exp\left(i\left(\chi_{u/d} - \sigma\phi_{Ru/d} \mp \frac{\phi_{AB}}{2}\right)\right), \quad (3)$$

$$t'_{u\sigma/d\sigma} = \exp\left(i\left(\chi_{u/d} + \sigma\phi_{Ru/d} \pm \frac{\phi_{AB}}{2}\right)\right),$$

where the subscript u (d) indicates the up (down) arm and the prime denotes the transmission in opposite direction. Here $\chi_{u/d}$ denote the respective dynamic phases⁴³,

that have the same sign for all cases, while $\sigma\phi_{Ru/d}$ are the spin-dependent Rashba phases, and $\phi_{AB} = \pi\Phi/\Phi_0$ is the AB phase, with $\Phi_0 = \pi\hbar c/e$, which both switch signs while changing direction and the AB phase has opposite sign for two arms⁴⁴. In further calculations we assume for simplicity $\chi_u = \chi_d = \pi/2$; this does not affect the qualitative validity of the conclusions. We consider the short SNS junction limit, $L \ll \xi_0 = \hbar v_F/\Delta$ (0), in which the scattering matrix S_e is independent of energy³⁹. The hole S-matrix S_h is related to the electron S-matrix S_e , which is now spin-dependent, as $S_h = \mathcal{T} S_e \mathcal{T}^{-1}$, where $\mathcal{T} = i\sigma_y K$, σ_y denotes the Pauli matrix acting on the spin degree of freedom, and K is the operator of complex conjugation. This implies $S_{h\sigma} = S_{e\sigma}^*$ ⁴⁵.

By solving Eq. (2) we obtain the bound state energy, which is spin-independent for the particle-hole symmetry:

$$E_{\pm} = \pm\Delta \sqrt{\frac{1 + \sqrt{R_{\uparrow}R_{\downarrow}} + \text{sgn}(\Omega_1) \sqrt{T_{\uparrow}T_{\downarrow}} \cos \varphi}{2}}, \quad (4)$$

$$\Omega_1 = \frac{1}{2} [\cos \phi_{AB} + \cos(\phi_{Ru} - \phi_{Rd})],$$

where $R_{\sigma} = 1 - T_{\sigma}$, and T_{σ} is the spin-dependent transmission of the ring:

$$T_{\sigma} = \frac{8t_1^4(1 + \Theta_{\sigma})}{(3 - 3t_1^2 + \tilde{t}_1 + (1 - t_1^2 - \tilde{t}_1)\Theta_{\sigma})^2}, \quad (5)$$

$$\Theta_{\sigma} = \cos(\phi_{AB} + \sigma(\phi_{Ru} - \phi_{Rd})),$$

with $\tilde{t}_1 = (1 - 2t_1^2)^{1/2}$. The transmission T_{σ} in Eq. (5) depends on the AB and AC phases through the term Θ_{σ} , which is spin-dependent only when both $\phi_{AB} \neq 0$ and $\phi_{Ru} - \phi_{Rd} \neq 0$. Equation (4) implies that the Andreev bound state energy cannot be expressed only in terms of normal transmission $T_{\uparrow}, T_{\downarrow}$.

By substituting $\phi_{AB} = 0$ ⁴⁶ or $\phi_{Ru} - \phi_{Rd} = 0$ to Eq. (4) and putting $T_{\uparrow} = T_{\downarrow} \equiv T_0$ we obtain the well-known result for the Andreev bound state energy³⁹:

$$E_{\pm} = \pm\Delta \sqrt{1 - T_0 \sin^2(\varphi/2)}. \quad (6)$$

For a junction with ring, at low transmission $T_{\sigma} \ll 1$ the Josephson current has the form:

$$I(\varphi) = \frac{e\Delta}{2\hbar} \text{sgn}(\Omega_1) \sqrt{T_{\uparrow}T_{\downarrow}} \sin \varphi = \frac{e\Delta}{2\hbar} t_1^4 \Omega_1 \sin \varphi. \quad (7)$$

The current (7) has two components, one dependent on the ϕ_{AB} phase and the other on the Rashba phase $\phi_{Ru} - \phi_{Rd}$ (see Eq. (4) for Ω_1). In the low-transmission regime, $T_{\sigma} \ll 1$, this dependence can be related to the way Cooper pairs flow through the system. If both electrons of a Cooper pair (in an $|S\rangle$ state) travel in the same arm of the ring, their Rashba phases cancel due to their opposite spins, and the Josephson current only depends on the AB phase. If a Cooper pair is split and the constituent electrons travel in different arms of the ring, the AB phases of the electrons cancel, being opposite in the

two arms; consequently, this component of the Josephson current only depends on the Rashba phase, thus we can observe the AC effect. In the higher-transmission regime more complex trajectories are available, which prevents the separation of the two components.

III. JUNCTION WITH TWO NANOWIRES

We now show that the discussed effects do not depend on the geometry of the system. We consider two nanowires connecting two superconducting electrodes (FIG. 1(b)) spaced by a distance W smaller than the size ξ of the Cooper pair, $W \lesssim \xi$, which can be larger than l_ϕ in *dirty* superconductors. In such a system the CAR effect is possible even though there can be no single-electron interference in the normal state, especially at higher temperatures close to T_c , since $l_\phi \propto T^{-1/2}$, while $\xi \simeq \xi_0$ and only slightly varies with temperature^{47,48}. The CAR probability is a function of both ξ and the Fermi wavelength λ_F ^{1,49,50}, nonetheless, the CAR in parallel nanowires coupled to a single superconductor was observed experimentally at a distance W between nanowires from 100 nm to 800 nm^{51–53}. The S-matrix $S_{e\sigma}$ of this 2NW system (see APPENDIX B for details) is a combination of the S-matrices $S_{u\sigma/d\sigma}$ of each nanowire, where $\tau_{u\sigma/d\sigma} \equiv t_2 t_{u\sigma/d\sigma}$ and $\tau'_{u\sigma/d\sigma} \equiv t_2 t'_{u\sigma/d\sigma}$ are the transmission amplitudes through a single (up (u) or down (d)) wire, with the parameter t_2 ranging from 0 to 1, $0 \leq t_2 \leq 1$. We assume that the wires are symmetric in the transmission parameter t_2 ⁵⁴. In this system, when an electron (hole) enters the superconductor, a hole (electron) can be reflected to any of the two available wires. This two-nanowire Andreev reflection can be modeled as follows:

$$r_A = \begin{pmatrix} r_a & 0 \\ 0 & r_a^* \end{pmatrix}, r_a = \begin{pmatrix} \sqrt{1-\gamma^2} e^{i\frac{\varphi}{2}} & -\gamma e^{i\frac{\varphi}{2}} \\ \gamma e^{i\frac{\varphi}{2}} & -\sqrt{1-\gamma^2} e^{i\frac{\varphi}{2}} \end{pmatrix}, \quad (8)$$

where $\gamma \in (0, 1)$ describes the mixing amplitude between the two wires. The solution of Eq. (2) yields four Andreev bound state energies:

$$E_{n\pm} = \pm \Delta \sqrt{\frac{2 - T \left(1 - \Omega_2 \cos \varphi + n \sin \varphi \sqrt{1 - \Omega_2^2} \right)}{2}}, \quad (9)$$

where $T = \tau_{u\sigma/d\sigma} \tau_{u\sigma/d\sigma}^* = t_2^2$ is the spin- and phase-independent transmission of a single wire, $n = \pm 1$, and:

$$\Omega_2 = (1 - \gamma^2) \cos \phi_{AB} + \gamma^2 \cos (\phi_{Ru} - \phi_{Rd}). \quad (10)$$

In extreme cases $\Omega_2 = \cos \phi_{AB}$ for $\gamma = 0$ and $\Omega_2 = \cos(\phi_{Ru} - \phi_{Rd})$ for $\gamma = 1$.

For low transmission, $T \ll 1$, the Josephson current is given by:

$$I(\varphi) = \frac{e\Delta}{\hbar} T \Omega_2 \sin \varphi. \quad (11)$$

As in the ring system, also here the current has two components related to different modes of electron pair flow (split or unsplit) through the system. Comparing Eqs. (7) and (11), we find that in the case of symmetric wire mixing, $\gamma = 1/\sqrt{2}$, the currents in the 2NW system and the ring system considered above have the same phase dependence in the low-transmission regime, $T_\sigma \ll 1$. When $\gamma \neq 1/\sqrt{2}$, the 2NW system has different amplitudes of AB and AC oscillations, as indicated by Eq. (10) and illustrated by FIG. 2. This is in contrast to the junction with ring, in which the amplitudes are equal. In the extreme cases, for $\gamma = 0$ (no mixing), Andreev bound states energies are given by:

$$E_{n\pm} = \pm \Delta \sqrt{1 - T \sin^2 \frac{\varphi + n\phi_{AB}}{2}}, \quad (12)$$

and for $\gamma = 1$, in which case backscattering to the same wire is impossible and full splitting occurs:

$$E_{n\pm} = \pm \Delta \sqrt{1 - T \sin^2 \frac{\varphi + n\sigma(\phi_{Ru} - \phi_{Rd})}{2}}. \quad (13)$$

These specific situations can be regarded as the flow of either unsplit or split Cooper pair electrons, respectively, with the consequent dependence on only one phase (AB or AC).

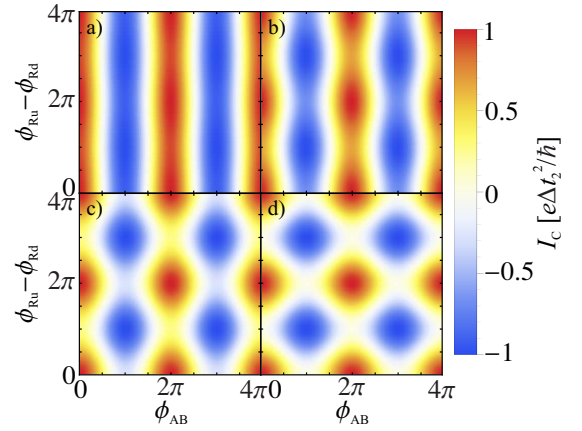


FIG. 2. Critical Josephson current in the 2NW system as a function of the AB and AC phases for different wire mixing: (a) $\gamma = 0.2$, (b) $\gamma = 0.4$, (c) $\gamma = 0.6$, (d) $\gamma = 1/\sqrt{2}$; $T \ll 1$.

As we increase the junction transmission, differences between these two systems become apparent also for $\gamma = 1/\sqrt{2}$. FIG. 3 shows the Josephson critical current I_C plotted versus $\phi_{Ru} - \phi_{Rd}$ for $\phi_{AB} = 0$ and different values of parameter $t = t_1 \sqrt{2} = \sqrt{2t_2/(1+t_2)}$ ($0 \leq t \leq 1$)⁵⁵. In FIG. 3(a) for $t \ll 1$ the characteristics are similar in the two systems. A significant difference only occurs in the current characteristics plotted for different AB phases ϕ_{AB} with $\phi_{Ru} - \phi_{Rd} = 0$.

Another difference between the Josephson currents in these two systems can be seen for $t \approx 1$ when both phases

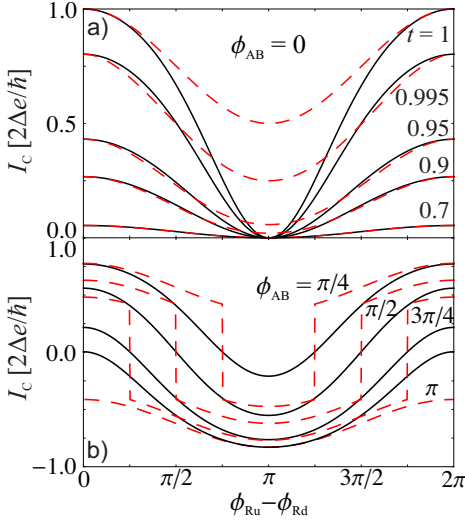


FIG. 3. Critical Josephson current I_C in ring (solid line) and 2NW (dashed line) junctions versus Rashba phase $\phi_{Ru} - \phi_{Rd}$, for (a) $t = t_1\sqrt{2} = \sqrt{2t_2/(1+t_2)}$, $t \in \{0.7, 0.9, 0.95, 0.995, 1\}$, $\phi_{AB} = 0$; (b) $t = 1$, $\phi_{AB} = \{\pi/4, \pi/2, 3\pi/4, \pi\}$; see FIG. 4(c, d) for section along dashed line. Ring curves are multiplied by factor 2 since 2NW system consists effectively of two transport channels, while the ring has only one channel; $\gamma = 1/\sqrt{2}$.

are nonzero (FIG. 3(b) and FIG. 4). In the 2NW system the current shows a step-like transition between positive and negative values (see FIG. 3(b)). This is related to the fact that for the ring the transmission T_σ depends on both AC and AB phases, therefore for a large range of parameters $T_\sigma < 1$. For the 2NW case the transmission of each nanowire does not depend on both phases. As a result the perfect transmission can be achieved, which makes step-like behavior possible.

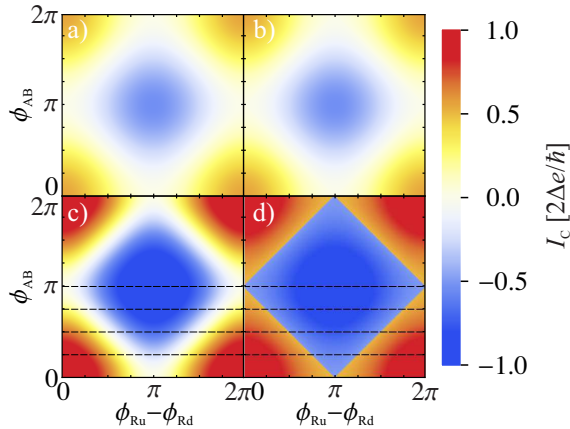


FIG. 4. Josephson critical current I_C versus AB phase ϕ_{AB} and Rashba phase $\phi_{Ru} - \phi_{Rd}$ for $t = 0.7$ (a, b) and 1 (c, d) in junction with ring (a, c) and in 2NW system (b, d). Scaling: (a) $\times 20$, (b) $\times 10$, (c) $\times 2$.

IV. TRANSMISSION AMPLITUDE ASYMMETRY

In the previous section, for simplicity, we consider symmetric two nanowire system, however, experimental fabrication of junction with two identically connected nanowires can be difficult. In this section we prove that asymmetry in the transmission of two nanowires t_2 , does not affect our main conclusions. In our model we can introduce different amplitudes for up and down nanowire - $t_{2u} \neq t_{2d}$ in S-matrix Eq. (26). As a result the Josephson current for $T \ll 1$ has the form:

$$I(\varphi) = I_{\text{local}}(\varphi) + I_{\text{nonlocal}}(\varphi), \quad (14)$$

$$I_{\text{local}} = \frac{e\Delta}{2\hbar} (1 - \gamma^2) \times (t_{2u}^2 \sin(\varphi + \phi_{AB}) + t_{2d}^2 \sin(\varphi - \phi_{AB})), \quad (15)$$

$$I_{\text{nonlocal}} = \frac{e\Delta}{\hbar} t_{2u} t_{2d} \gamma^2 \cos(\phi_{Ru} - \phi_{Rd}) \sin \varphi. \quad (16)$$

The above equations confirm that transmission amplitude asymmetry does not change our general conclusion. The Josephson current, in low transmission regime, has two components as before: local - dependent only on the ϕ_{AB} phase, which has two contributions from Cooper pairs flowing through up and down nanowire ($\propto t_{2u/d}^2$), and the nonlocal component - dependent only on the Rashba phase $\phi_{Ru} - \phi_{Rd}$ ($\propto t_{2u} t_{2d}$).

V. CONCLUSIONS

We have demonstrated that the AC effect for Josephson supercurrent is possible even in systems with unbroken time-reversal symmetry, but only for nonlocal split Cooper pairs which can be free from the AB effect. On the other hand, for local Cooper pairs the AC effect does not occur, while the AB effect has the standard form. In the higher transmission regime, however, the local and nonlocal components will be mixed up by higher-order processes. We have analyzed these effects in two different systems to show that discussed behavior is geometry independent. One can expect a similar effects in Josephson junction with two parallel nanowires with a quantum dot inserted in each nanowire⁵⁶.

In InAs and InSb nanowires a large spin-orbit coupling was observed with effective spin-orbit length $l_{so} \approx 200\text{nm}$ and a Rashba parameter $\eta = 0.2\text{eV} \cdot \text{\AA}$ ^{24,57-59}. Recent experiment by S. Baba et al.⁶⁰ showed the possibility of producing two Rashba parallel InAs nanowires system with quantum dots (the length $\approx 250\text{nm}$ and the distance between nanowires $\approx 100\text{nm}$). Experimental work by D.B. Szombati et al.⁶¹ also shows possibility of forming a Josephson junction with $\approx 200\text{nm}$ long InSb Rashba nanowire with quantum dot, with spin-orbit length $l_{so} \approx 350\text{nm}$, whereas S. Gazibegovic et

al.⁶² show formation of InSb nanowire "hashtags" (rectangular loops) that can be connected to superconducting electrodes. The above examples of experimental work indicate that the proposed effects are possible to measure using present day technology.

ACKNOWLEDGEMENTS

We would like to thank J. Barnaś, M. Braun, B. Braunecker, F. Dominguez, T. Kontos, J. König, D. Loss, T. Martin, C. Schönenberger, B. Sothmann, J. Tworzydło, and A. L. Yeyati for helpful discussions. This study received support from the EU FP7 Project SE2ND (No. 271554) and the National Science Centre, Poland, grant 2015/17/B/ST3/02799.

APPENDIX A: S-MATRIX FOR RING

In the first considered case the superconducting leads are connected by a 1D ring formed by two Y-junctions and two arms (up and down). Each part of the ring can be characterized by a scattering matrix (S-matrix). The left and right Y-junctions, with symmetric outputs, can be modeled by the following S-matrices⁶³:

$$S_l = \begin{pmatrix} \tilde{t}_1 & t_1 & t_1 \\ t_1 & -\frac{1}{2}(1+\tilde{t}_1) & \frac{1}{2}(1-\tilde{t}_1) \\ t_1 & \frac{1}{2}(1-\tilde{t}_1) & -\frac{1}{2}(1+\tilde{t}_1) \end{pmatrix}, \quad (17)$$

$$S_r = \begin{pmatrix} -\frac{1}{2}(1+\tilde{t}_1) & \frac{1}{2}(1-\tilde{t}_1) & t_1 \\ \frac{1}{2}(1-\tilde{t}_1) & -\frac{1}{2}(1+\tilde{t}_1) & t_1 \\ t_1 & t_1 & \tilde{t}_1 \end{pmatrix}, \quad (18) \quad \text{with:}$$

where $\tilde{t}_1 = (1-2t_1^2)^{1/2}$ and the parameter t_1 describes the transmission between the incoming electrode and each arm of the ring: $0 \leq t_1 \leq 1/\sqrt{2}$. The central region of the ring, where an electron acquires a spin-dependent phase shift, can be described by two S-matrices:

$$S_{cu\sigma/d\sigma} = \begin{pmatrix} 0 & t'_{u\sigma/d\sigma} \\ t_{u\sigma/d\sigma} & 0 \end{pmatrix}, \quad (19)$$

$$t_{u\sigma/d\sigma} = \exp\left(i\left(\chi_{u/d} - \sigma\phi_{Ru/d} \mp \frac{\phi_{AB}}{2}\right)\right), \quad (20)$$

$$t'_{u\sigma/d\sigma} = \exp\left(i\left(\chi_{u/d} + \sigma\phi_{Ru/d} \pm \frac{\phi_{AB}}{2}\right)\right), \quad (21)$$

where the subscript u (d) indicates the up (down) arm, $\chi_{u/d}$ are the respective dynamic phases⁴³, $\sigma\phi_{Ru/d}$ the spin-dependent Rashba phases, and $\phi_{AB} = \pi\Phi/\Phi_0$ is the AB phase, with $\Phi_0 = \pi\hbar c/e$. In our calculations we assume $\chi_u = \chi_d = \pi/2$, which corresponds to a particle-hole symmetry that simplifies equations without loss of generality. The total scattering matrix S_e for electrons passing through the ring is a combination of matrices S_l , S_r and $S_{cu\sigma/d\sigma}$:

$$S_{e\sigma,ring} = \begin{pmatrix} \rho_{\sigma,ring} & \tau'_{\sigma,ring} \\ \tau_{\sigma,ring} & \rho_{\sigma,ring} \end{pmatrix}, \quad (22)$$

$$\rho_{\sigma,ring} = \frac{2\tilde{t}_1 + (1-t_1^2-\tilde{t}_1)(t_{u\sigma}t'_{d\sigma} + t'_{u\sigma}t_{d\sigma}) - (1-t_1^2+\tilde{t}_1)(t_{u\sigma}t'_{u\sigma} + t_{d\sigma}t'_{d\sigma}) + 2\tilde{t}_1 t_{u\sigma}t'_{u\sigma}t_{d\sigma}t'_{d\sigma}}{2 - (1-t_1^2-\tilde{t}_1)(t_{u\sigma}t'_{d\sigma} + t_{d\sigma}t'_{u\sigma}) - (1-t_1^2+\tilde{t}_1)(t_{u\sigma}t'_{u\sigma} + t_{d\sigma}t'_{d\sigma}) + 2\tilde{t}_1^2 t_{u\sigma}t'_{u\sigma}t_{d\sigma}t'_{d\sigma}}, \quad (23)$$

$$\tau_{\sigma,ring} = \frac{4t_1^2(t_{u\sigma} + t_{d\sigma} + (t'_{u\sigma} + t'_{d\sigma})t_{u\sigma}t_{d\sigma})}{4 - (1+\tilde{t}_1)^2(t_{u\sigma}t'_{u\sigma} + t_{d\sigma}t'_{d\sigma}) - (1-\tilde{t}_1)^2(t_{u\sigma}t'_{d\sigma} + t'_{u\sigma}t_{d\sigma}) + 4\tilde{t}_1^2 t_{u\sigma}t'_{d\sigma}t'_{u\sigma}t_{d\sigma}}, \quad (24)$$

$$\tau'_{\sigma,ring} = \frac{4t_1^2(t'_{u\sigma} + t'_{d\sigma} - (t_{u\sigma} + t_{d\sigma})t'_{u\sigma}t'_{d\sigma})}{4 - (1+\tilde{t}_1)^2(t_{u\sigma}t'_{u\sigma} + t_{d\sigma}t'_{d\sigma}) - (1-\tilde{t}_1)^2(t_{u\sigma}t'_{d\sigma} + t'_{u\sigma}t_{d\sigma}) + 4\tilde{t}_1^2 t_{u\sigma}t'_{d\sigma}t'_{u\sigma}t_{d\sigma}}. \quad (25)$$

APPENDIX B: S-MATRIX FOR TWO NANOWIRES

The S-matrix $S_{e\sigma,2NW}$ of the two parallel nanowires (2NW) system for $\chi_{u/d} = \pi/2$ has the form:

$$S_{e\sigma,2NW} = \begin{pmatrix} \rho_{2NW} & 0 & \tau'_{u\sigma} & 0 \\ 0 & \rho_{2NW} & 0 & \tau'_{d\sigma} \\ \tau_{u\sigma} & 0 & \rho_{2NW} & 0 \\ 0 & \tau_{d\sigma} & 0 & \rho_{2NW} \end{pmatrix}, \quad (26)$$

where $\rho_{2\text{NW}} = \sqrt{1 - |\tau_{u\sigma/d\sigma}|^2} = \sqrt{1 - |\tau'_{u\sigma/d\sigma}|^2}$; $\tau_{u\sigma/d\sigma} \equiv t_2 t_{u\sigma/d\sigma}$ and $\tau'_{u\sigma/d\sigma} \equiv t_2 t'_{u\sigma/d\sigma}$ are the transmission amplitudes through a single (up (u) or down (d)) wire, with the parameter t_2 ranging from 0 to 1, $0 \leq t_2 \leq 1$.

All these S-matrices fulfill the unitary condition $S^\dagger S = 1$.

-
- ¹ P. Recher, E. V. Sukhorukov, and D. Loss, Phys. Rev. B **63**, 165314 (2001).
 - ² J. Eldridge, M. G. Pala, M. Governale, and J. König, Phys. Rev. B **82**, 184507 (2010).
 - ³ L. Hofstetter, S. Csonka, J. Nygård, and C. Schönenberger, Nature **461**, 960 (2009).
 - ⁴ L. G. Herrmann, F. Portier, P. Roche, A. L. Yeyati, T. Kontos, and C. Strunk, Phys. Rev. Lett. **104**, 026801 (2010).
 - ⁵ J. Schindele, A. Baumgartner, and C. Schönenberger, Phys. Rev. Lett. **109**, 157002 (2012).
 - ⁶ A. Das, Y. Ronen, M. Heiblum, D. Mahalu, A. V. Kretinin, and H. Shtrikman, Nat. Comms. **3**, 1165 (2012).
 - ⁷ Z. B. Tan, D. Cox, T. Nieminen, P. Lähteenmäki, D. Golubev, G. B. Lesovik, and P. J. Hakonen, Phys. Rev. Lett. **114**, 096602 (2015).
 - ⁸ M. A. Nielsen and I. L. Chuang, *Quantum Computation and Quantum Information (Cambridge Series on Information and the Natural Sciences)* (Cambridge University Press, 2000).
 - ⁹ R. S. Deacon, A. Oiwa, J. Sailer, S. Baba, Y. Kanai, K. Shibata, K. Hirakawa, and S. Tarucha, Nature Communications **6**, 7446 (2015).
 - ¹⁰ Z. Wang and X. Hu, Phys. Rev. Lett. **106**, 037002 (2011).
 - ¹¹ Y. Aharonov and D. Bohm, Phys. Rev. **115**, 485 (1959).
 - ¹² D. Y. Sharvin and Y. V. Sharvin, JETP Letters **34**, 272 (1981).
 - ¹³ R. A. Webb, S. Washburn, C. P. Umbach, and R. B. Laibowitz, Phys. Rev. Lett. **54**, 2696 (1985).
 - ¹⁴ A. van Oudenaarden, M. H. Devoret, Y. V. Nazarov, and J. E. Mooij, Nature **391**, 768 (1998).
 - ¹⁵ Y. Aharonov and A. Casher, Phys. Rev. Lett. **53**, 319 (1984).
 - ¹⁶ A. Cimmino, G. I. Opat, A. G. Klein, H. Kaiser, S. A. Werner, M. Arif, and R. Clothier, Phys. Rev. Lett. **63**, 380 (1989).
 - ¹⁷ H. Mathur and A. D. Stone, Phys. Rev. Lett. **68**, 2964 (1992).
 - ¹⁸ M. König, A. Tschetschetkin, E. M. Hankiewicz, J. Sinova, V. Hock, V. Daumer, M. Schäfer, C. R. Becker, H. Buhmann, and L. W. Molenkamp, Phys. Rev. Lett. **96**, 076804 (2006).
 - ¹⁹ T. Bergsten, T. Kobayashi, Y. Sekine, and J. Nitta, Phys. Rev. Lett. **97**, 196803 (2006).
 - ²⁰ S. Datta and B. Das, Applied Physics Letters **56**, 665 (1990).
 - ²¹ H. C. Koo, J. H. Kwon, J. Eom, J. Chang, S. H. Han, and M. Johnson, Science **325**, 1515 (2009).
 - ²² E. I. Rashba, Sov. Phys. Solid. State **2**, 1224 (1960).
 - ²³ Y. A. Bychkov and E. I. Rashba, J. Phys. C: Solid State Phys. **17**, 6039 (1984).
 - ²⁴ A. Manchon, H. C. Koo, J. Nitta, S. M. Frolov, and R. A. Duine, Nature Materials **14**, 871 (2015).
 - ²⁵ The Rashba spin-orbit interaction^{22–24} can be described by the Hamiltonian $H_R = \frac{\eta}{\hbar} (\vec{p} \times \vec{\sigma})_y$, where η is the Rashba parameter and the y axis is perpendicular to the 2DEG plane. If we restrict the movement of electrons to the x direction ($k_z = 0$), due to the spin-orbit interaction electrons with the same energy and spin polarizations $\pm z$ will have different wave vectors, $k_\uparrow \neq k_\downarrow$. This implies different phases of spin-up and spin-down ($\sigma = \uparrow, \downarrow$) electrons, $\phi_\sigma = k_\sigma L = \phi_0 + \sigma \phi_R$, where L is the length of the transport channel. Omitting the common phase factor ϕ_0 , it can be shown that the phase of a moving electron depends on its spin $|\sigma\rangle_z \rightarrow \exp(\sigma \phi_R) |\sigma\rangle_z$.
 - ²⁶ E. V. Bezuglyi, A. S. Rozhavsky, I. D. Vagner, and P. Wyder, Phys. Rev. B **66**, 052508 (2002).
 - ²⁷ I. V. Krive, L. Y. Gorelik, R. I. Shekhter, and M. Jonson, Low Temperature Physics **30**, 398 (2004).
 - ²⁸ I. V. Krive, A. M. Kadigrobov, R. I. Shekhter, and M. Jonson, Phys. Rev. B **71**, 214516 (2005).
 - ²⁹ L. Dell'Anna, A. Zazunov, R. Egger, and T. Martin, Phys. Rev. B **75**, 085305 (2007).
 - ³⁰ A. Buzdin, Phys. Rev. Lett. **101**, 107005 (2008).
 - ³¹ A. A. Reynoso, G. Usaj, C. A. Balseiro, D. Feinberg, and M. Avignon, Phys. Rev. Lett. **101**, 107001 (2008).
 - ³² A. Zazunov, R. Egger, T. Jonckheere, and T. Martin, Phys. Rev. Lett. **103**, 147004 (2009).
 - ³³ A. Brunetti, A. Zazunov, A. Kundu, and R. Egger, Phys. Rev. B **88**, 144515 (2013).
 - ³⁴ T. Yokoyama, M. Eto, and Y. V. Nazarov, Phys. Rev. B **89**, 195407 (2014).
 - ³⁵ A. V. Samokhvalov, R. I. Shekhter, and A. I. Buzdin, Sci. Rep. **4**, 5671 (2014).
 - ³⁶ S. H. Jacobsen and J. Linder, Phys. Rev. B **92**, 024501 (2015).
 - ³⁷ S. V. Mironov, A. S. Mel'nikov, and A. I. Buzdin, Phys. Rev. Lett. **114**, 227001 (2015).
 - ³⁸ G. Campagnano, P. Lucignano, D. Giuliano, and A. Tagliacozzo, Journal of Physics: Condensed Matter **27**, 205301 (2015).
 - ³⁹ C. W. J. Beenakker, Phys. Rev. Lett. **67**, 3836 (1991).
 - ⁴⁰ P. F. Bagwell, Phys. Rev. B **46**, 12573 (1992).
 - ⁴¹ E. J. H. Lee, X. Jiang, M. Houzet, R. Aguado, C. M. Lieber, and S. D. Franceschi, Nature Nanotechnology **9**, 79 (2013).
 - ⁴² D. J. van Woerkom, A. Proutski, B. van Heck, D. Bouman, J. I. Väyrynen, L. I. Glazman, P. Krogstrup, J. Nygård, L. P. Kouwenhoven, and A. Geresdi, Nat. Phys. **13**, 876 (2017).
 - ⁴³ Y. V. Nazarov and Y. M. Blanter, *Quantum Transport: Introduction to Nanoscience* (Cambridge University Press, 2009).
 - ⁴⁴ We do not consider asymmetry in the AB phases for the both arms since it does not affect the Josephson critical current I_C .

- ⁴⁵ All these S-matrices fulfill the unitarity condition $S^\dagger S = 1$.
- ⁴⁶ This case is considered in Ref.⁶⁴, where one can apply directly Eq. (6).
- ⁴⁷ S. Washburn and R. A. Webb, *Advances in Physics* **35**, 375 (1986).
- ⁴⁸ A. Mourachkine, *Journal of Superconductivity* **17**, 711 (2004).
- ⁴⁹ Falci, G., Feinberg, D., and Hekking, F. W. J., *Europhys. Lett.* **54**, 255 (2001).
- ⁵⁰ S. Oh and J. Kim, *Phys. Rev. B* **71**, 144523 (2005).
- ⁵¹ D. Beckmann, H. B. Weber, and H. v. Löhneysen, *Phys. Rev. Lett.* **93**, 197003 (2004).
- ⁵² P. Cadden-Zimansky, J. Wei, and V. Chandrasekhar, *Nature Physics* **5**, 393 (2009).
- ⁵³ J. Brauer, F. Hübner, M. Smetanin, D. Beckmann, and H. v. Löhneysen, *Phys. Rev. B* **81**, 024515 (2010).
- ⁵⁴ The asymmetry of t_2 in the two nanowires is of no importance for the main conclusions. A nonzero Rashba phase in only one nanowire, e.g. $\phi_{Ru} \neq 0$ and $\phi_{Rd} = 0$, will suffice for the effects discussed in this Section to occur.
- ⁵⁵ Using the analogy between scattering by a ring and a single nanowire with two scatterers, we define the parameter t_2 for a single nanowire as $t_2 = t^2/(2 - t^2)$, where t denotes the transmission amplitude of each separate scatterer.
- ⁵⁶ D. Tomaszewski *et al.* (in preparation).
- ⁵⁷ C. Fasth, A. Fuhrer, L. Samuelson, V. N. Golovach, and D. Loss, *Phys. Rev. Lett.* **98**, 266801 (2007).
- ⁵⁸ S. Nadj-Perge, V. S. Pribiag, J. W. G. van den Berg, K. Zuo, S. R. Plissard, E. P. A. M. Bakkers, S. M. Frolov, and L. P. Kouwenhoven, *Phys. Rev. Lett.* **108**, 166801 (2012).
- ⁵⁹ V. Mourik, K. Zuo, S. M. Frolov, S. R. Plissard, E. P. A. M. Bakkers, and L. P. Kouwenhoven, *Science* **336**, 1003 (2012).
- ⁶⁰ S. Baba, S. Matsuo, H. Kamata, R. S. Deacon, A. Oiwa, K. Li, H. Q. Xu, and S. Tarucha, arXiv:1703.03559 (2017).
- ⁶¹ D. B. Szombati, S. Nadj-Perge, D. Car, S. R. Plissard, E. P. A. M. Bakkers, and L. P. Kouwenhoven, *Nature Physics* **12**, 568 (2016).
- ⁶² S. Gazibegovic, D. Car, H. Zhang, S. C. Balk, J. A. Logan, M. W. A. de Moor, M. C. Cassidy, R. Schmits, D. Xu, G. Wang, P. Krogstrup, R. L. M. Op het Veld, K. Zuo, Y. Vos, J. Shen, D. Bouman, B. Shojaei, D. Pennachio, J. S. Lee, P. J. van Veldhoven, S. Koelling, M. A. Verheijen, L. P. Kouwenhoven, C. J. Palmstrøm, and E. P. A. M. Bakkers, *Nature* **548**, 434 (2017), letter.
- ⁶³ T. Ouisse, *Electron Transport in Nanostructures and Mesoscopic Devices: An Introduction (ISTE)* (Wiley-ISTE, 2008).
- ⁶⁴ X. Liu, M. F. Borunda, X.-J. Liu, and J. Sinova, *Phys. Rev. B* **80**, 174524 (2009).