

A Hybrid Graph Coloring Algorithm for GPUs

Shanthanu S Rai^{*1}, Rohit M P^{*1}, and Sreepathi Pai²

¹Department of Computer Science and Engineering, National Institute of Technology Karnataka

²Department of Computer Science, University of Rochester

Abstract—Graph algorithms mainly belong to two categories, topology-driven and data-driven. Data-driven approach maintains a worklist of active nodes, the nodes on which work has to be done. Topology-driven approach sweeps over the entire graph to find active nodes.

Hybridization is an optimization technique where in each iteration, the computation is done in a topology-driven or data-driven manner based on worklist size. In hybrid implementations, there is a need to switch between topology-driven and data-driven approaches. Typically, a worklist is maintained just in the data-driven part of the algorithm and discarded in the topology-driven part. We propose a variant of hybridization, wherein a worklist is maintained throughout all iterations of the algorithm and still show it to be faster than both, topology-driven and data-driven approaches.

We consider a graph coloring algorithm called IPGC (Iterative Parallel Graph Coloring) and implement a hybrid version for the same in a graph domain specific language called IrGL. We observe a mean speedup of 2.13x over a data-driven implementation of IPGC on a suite of 10 large graphs on a NVIDIA GPU.

I. INTRODUCTION

Many applications have problems which can be directly or indirectly mapped to a graph problem. For example, graphs are used to represent networks which may be a city structure, or a social network, or a telephone network. As such, graph algorithms such as minimum spanning tree and shortest path algorithm find direct uses in the real world. Intrinsically, graph algorithms suffer from a few problems of their own such as irregular memory access, dynamic data structures, and synchronization bottlenecks, which makes it hard to parallelize these algorithms in a way that utilizes the GPU maximally.

Graph algorithms can be thought of as multiple iterations of applying an operator on a set of nodes [7]. These set of nodes are called active nodes. This broadly

divides graph algorithms into two categories, topology-driven and data-driven. In topology-driven algorithms, the operator is applied to every node in the graph, and not just the active nodes. It potentially does unnecessary work because it applies the operator to nodes even when there may be no need for work to be done. But since the operator is applied to every node, the implementation of topology-driven algorithms is easier because nodes are statically mapped to threads in GPUs. Moreover, if most of the nodes are active, then the percentage of wasted work is small, and hence the ease of implementation can be attractive. Data-driven algorithms, on the contrary, apply the operator only on the list of active nodes. Thus, they are more work-efficient than topology-driven algorithm. But they come with the cost of maintaining a list of active nodes per iteration, called a worklist, which uses slow atomic instructions in parallel implementations.

Past work [6], [4] have compared the performance trade-offs between both these approaches and have come up with optimizations specific to each approach. Nasre et al. [4] consider a hybrid optimization that combine both topology-driven and data-driven implementations. Essentially, based on the size of the worklist, for a given iteration they follow either topology-driven or data-driven approach. If the worklist size is high, they perform a topology-driven computation and when the worklist size is low, they perform a data-driven optimization. Thus, they obtain the best of both approaches and eliminate the worst of both. For switching between data-driven to topology-driven, the worklist of data-driven is simply discarded. For switching from topology-driven to data-driven, the worklist must be rebuilt.

In this paper, we consider a different type of hybridization wherein the worklist is never discarded. Even while doing the topology-driven approach, we push active nodes into a worklist. In section III, we show using a micro-benchmark, the usefulness of this approach and then show an implementation of a graph

Note: Student authors have equally contributed towards the paper, order decided by coin toss

coloring algorithm wherein the hybrid implementation is 2.13x faster than just a data-driven approach.

II. BACKGROUND

A. Graph Coloring

Graph coloring is the problem of assigning a color to each node of the graph such that no two endpoints of an edge have the same color, i.e., have no conflicts. Of course, we can always assign all nodes with distinct colors. Therefore, an additional constraint is to minimize the number of colors used. While implementing any algorithm to solve this problem, we abstract colors to numbers and assign a number to each node satisfying the “no conflicts” property. The problem is proven to be NP-Complete and difficult to approximate [8]. Hence, various greedy heuristics have been studied in the literature.

B. IrGL

IrGL [6] is a compiler that generates CUDA code from an intermediate level program representation. It also applies throughput optimizations that have been specifically identified to benefit graph algorithms. In this paper, we use IrGL to implement a parallel graph coloring algorithm called IPGC [3].

C. IPGC

The IPGC algorithm iterates over the following two steps:

- 1) For each uncolored node, assign a color unused by its neighbours. This step could lead to two uncolored nodes sharing an edge to be assigned the same color since the assignments of colors is done in parallel.
- 2) If any edge’s endpoints have the same color after the previous step, uncolor the affected nodes and go back to step 1.

Assignment of color to a node is done by taking the *mex*¹ of colors of its neighbours to minimize the number of colors used. In the data-driven version, we maintain a worklist of conflicting nodes. Initially, we assign color 0 to all nodes, implying that they’re all uncolored and conflicting. Thus initially, all nodes are put into the worklist. After each iteration, the number of nodes in the worklist keeps reducing since in case of a conflict, exactly one node from the conflicting edge is removed from the worklist and in case of no conflicts, both the endpoints of the edge are removed

¹The *mex* of a set of positive integers is the smallest value not in the set. For eg., $mex(\{0, 1\}) = 2$, $mex(\{1, 3, 4\}) = 0$

thus reducing the size of the worklist by two. The algorithm terminates when the worklist is empty, i.e., there are no conflicts.

The algorithm is simple, yet uses significantly fewer colors than the NVIDIA-provided CUSPARSE [5] implementation of graph coloring.

III. MOTIVATION

Micro-benchmarking is a process that is designed to measure the performance of a specific and small piece of code. Micro-benchmarks on their own, are not useful in implementing any algorithm, rather they test some specific property of interest and provide performance insights. The results obtained from performance of a micro-benchmark inspire optimization techniques that can be used while implementing algorithms. We use micro-benchmarking to better understand the cost of atomics and the overhead of maintaining a worklist in a data-driven and topology-driven approach.

```

1  GLOBAL COUNT = 1000
2
3  Kernel Push_WL(graph, iter_count):
4      ForAll wlnode in WL:
5          node = WL.pop(wlnode)
6          If node > COUNT * iter_count:
7              WL.push(node)
8
9  Kernel Push_NoWL(graph, iter_count):
10     ForAll node in graph.nodes:
11         If node > COUNT * iter_count:
12             WL.push(node)

```

Listing 1: Push Kernels

```

1  Function Exp1:
2      iter_count = 0
3      WL = graph.nodes
4      Pipe when size(WL) > 0:
5          Push_WL(graph, iter_count)
6          iter_count += 1
7
8  Function Exp2:
9      iter_count = 0
10     WL = graph.nodes
11     Pipe when size(WL) > 0:
12         Push_NoWL(graph, iter_count)
13         iter_count += 1

```

Listing 2: Kernel Calls

We consider two such micro-benchmarks, as shown in Listing 1. Both the kernels are invoked iteratively

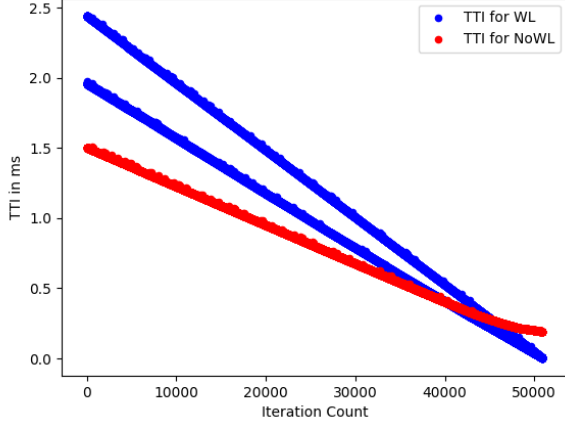


Fig. 1: Time taken per iteration (TTI) of the kernels in Listing 1 averaged over 10 runs.

within a `Pipe` [6] as shown in Listing 2. `Pipe` is an IrGL construct that manages worklists automatically.

We refer to the set of active nodes in the graph, i.e., the set of nodes to be processed in a given iteration, as `A`. Kernel `Push_WL` iterates over the worklist (data-driven), and `Push_NoWL` iterates over the entire graph (topology-driven), both maintaining a worklist all the time and deactivate fixed number of nodes from `A` in each iteration. Initially, `A` contains all nodes. In each iteration, the first 1000 nodes in `A` are deactivated. So, in the first iteration, nodes labelled 0–999 are deactivated, in the second iteration nodes labelled 1000–1999 are deactivated and so on.

`Exp1` and `Exp2` in Listing 2 invoke the micro-benchmarks. They initially populate the worklist with all nodes in the graph and then call the micro-benchmarks iteratively within a `Pipe` until the worklist is empty.

We run the functions in Listing 2 on `europe_osm` graph on a NVIDIA GPU. Figure 1 plots the the time taken for each iteration (abbreviated to “TTI”) of the `Pipe` for both `Exp1` and `Exp2` averaged over 10 runs. Observe that the TTI for `Push_NoWL` mostly lie along a line whereas, for `Push_WL` TTI for each iteration shows bimodal behaviour and don’t necessarily lie along one line.

Thus, although both the micro-benchmarks differ only in what they iterate over, there is significant difference in terms of TTI. We define points where the TTI of `Push_NoWL` cross the TTI of `Push_WL` as crossover points. This observation of changes in TTI based on the size of the list of active nodes for simple

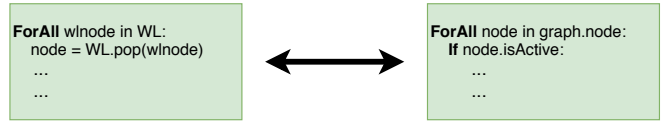


Fig. 2: Differences between data-driven and topology-driven kernel

topology-driven and data-driven implementations hint towards a hybrid optimization technique.

Note that both the micro-benchmarks we defined do the same work, i.e., deactivate the same subset of 1000 nodes from the set of active nodes in any given iteration. Now suppose we want to optimize this task. From Figure 1, we observe that `Push_NoWL` is faster than `Push_WL` for the initial computation upto the first crossover point, approximately at iteration count of 40000. After this point, we observe that `Push_WL` becomes faster. Note that as we progress in iterations, the worklist size strictly decreases. So an ideal hybrid implementation, that picks the faster of `Push_NoWL` and `Push_WL` would be faster than both `Exp1` and `Exp2`. A real implementation could use the size of the worklist to switch between the two.

IV. HYBRIDIZATION

We can speedup data-driven algorithms by switching to topology-driven (but still maintain the worklist) when the number of active nodes is high. The switch is cheap since it is based just on size of the worklist.

We propose a hybridization technique that can be applied to any graph algorithm. Following are the steps to implement a hybrid version of a algorithm:

- 1) Write two kernels which implement the data-driven approach and the topology-driven approach for the algorithm while maintaining a worklist all the while. Figure 2 shows the differences between the two: in the data-driven version, the outer loop iterates over the worklist and active nodes are read from the worklist whereas in the topology-driven version, the outer loop iterates over all graph nodes and active nodes are determined in an algorithm-specific way.
- 2) Create a driver function that decides which type of kernel to call based on worklist size. Let `H` be the threshold value of worklist size based on which kernels to invoke is decided. Note that `H` is a tuning parameter. Figure 3 shows the control diagram for the driver function.

We experimentally determined that a value of `H` around 60% of the total number of graph nodes pro-

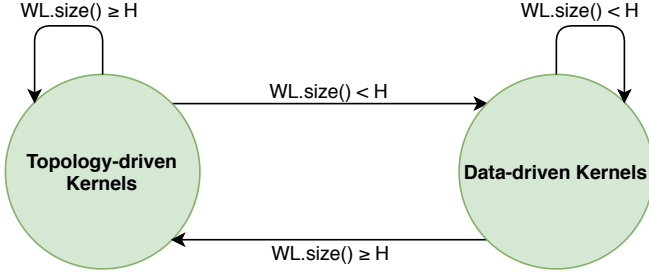


Fig. 3: Control algorithm of hybridized driver function

Graph	Nodes	Edges	δ_{min}	δ_{median}	δ_{max}
circuit5M	5.5M	53.9M	0	4	1290500
Audikw_1	0.9M	76.7M	20	68	344
Bump_2911	2.9M	124.8M	0	44	194
Queen_4147	4.1M	325.3M	23	80	80
kron_g500-logn21	2.0M	182.1M	0	4	213904
indochina-2004	47.4M	302.0M	0	11	256425
hollywood-2009	1.1M	112.8M	0	28	11467
rgg_n.2.24_s0	16.8M	265.1M	0	16	40
soc-LiveJournal1	4.8M	85.7M	0	5	20333
europe_osm	50.9M	108.1M	1	2	13

TABLE I: Graph and Degree (δ) Statistics

vides the best speedup for the 10 graphs in Table I on the NVIDIA Quadro P5000 for IPGC.

V. RESULTS

We compare the performance of various implementations of IPGC against our proposed hybrid implementation. We evaluate the performance on a NVIDIA Quadro P5000, with CUDA version 10.0 and CUDA driver version 410.79. Table II shows the four implementations we consider for comparison. We evaluate each implementation based on two metrics, the time taken and the chromatic number (the number of colors used in the coloring). We consider 10 input graphs for coloring as shown in table I. All the graphs were used by Deveci et al. [3] and were obtained from UFL Sparse Matrix Collection [2]. Graphs were pre-processed to remove self loops and multiple-edges between nodes.

The circuit5M and indochina-2004 graphs are highly irregular with widely varying node degree, while Audikw_1, Bump_2911, Queen_4147, rgg_n.2.24_s0 and europe_osm are very regular graphs. Specifically europe_osm has a very low average degree of 2 and is very regular.

Kokkos [3] and CUSPARSE [5] are state of the art implementations. During evaluation of their performance, we encountered certain problems with CUSPARSE and Kokkos. CUSPARSE yielded an invalid coloring, with 3 conflicts for the circuit5M graph.

Version	Description
CUSPARSE	Implementation using CUSPARSE Library
Kokkos	Implementation using Kokkos Library
Plain	Implementation in IrGL
Hybrid	Hybridization in IrGL

TABLE II: Various implementations of IPGC

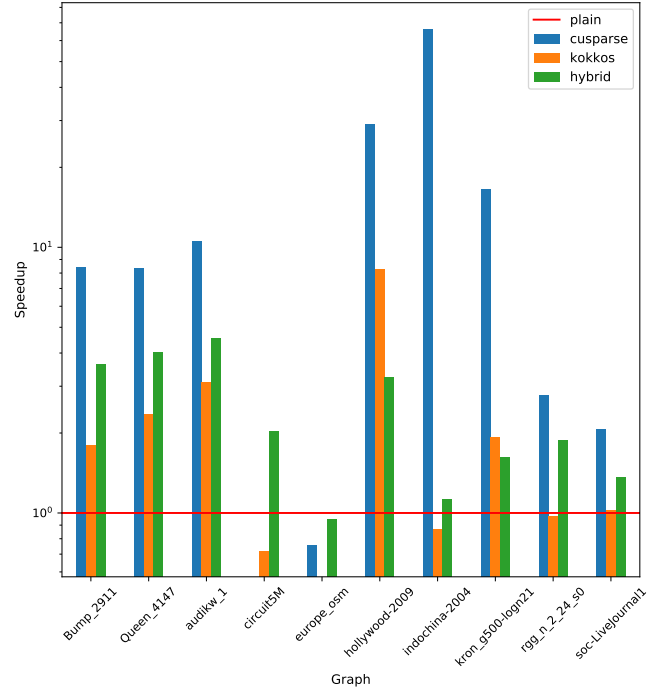


Fig. 4: Speedup graph

Kokkos provides a converter to convert graphs in .mtx format (as available in UFL Sparse Matrix Collection) to specific .bin format. The converter failed to convert europe_osm from .mtx to .bin format. We do not show the speedup results for these graphs.

Both the Plain and Hybrid IrGL versions were optimized using Iteration Outlining, Cooperative Conversion and Nested Parallelism [6].

Figure 4 plots of speed up of Kokkos, CUSPARSE and hybridized version over Plain version of IrGL. Table III has the absolute values for the same figure. We notice that for most graphs CUSPARSE vastly outperforms every other version. But from Table IV we see that though CUSPARSE is much faster, it uses many more colors than the other versions. In Table IV we don't mention colors utilised by Plain and Kokkos version because it is the same as Hybrid, since they all implement exactly the same algorithm for assigning colors, just with different optimizations.

Amongst Plain, Kokkos and Hybrid, Hybrid does

Graph	CUSPARSE	Kokkos	Plain	Hybrid
Bump_2911	69.67	324.19	586.42	160.88
Queen_4147	204.14	724.08	1705.68	423.76
Audikw_1	56.60	191.62	597.55	130.84
circuit5M	-	2606.41	1879.49	925.56
europe_osm	401.58	-	304.17	319.56
hollywood-2009	526.16	1844.44	15321.88	4723.84
indochina-2004	2776.43	212393.19	184496.37	163778.19
kron_g500-logn21	4597.60	39475.64	76039.89	46879.66
rgg_n_2_24_s0	204.12	579.76	566.50	300.85
soc-LiveJournal1	194.89	394.65	404.11	295.84

TABLE III: Time taken (in ms) for all versions (averaged over 3 runs)

Graph	Hybrid	CUSPARSE
circuit5M	8.0	341.0*
Audikw_1	56	160.0
Bump_2911	32.4	96.0
Queen_4147	48.2	128.0
kron_g500-logn21	806.0	3465.0
indochina-2004	6856.8	7030.0
hollywood-2009	2208.2	2317.0
rgg_n_2_24_s0	24.0	64.0
soc-LiveJournal1	340.4	557.0
europe_osm	5.0	32.0

TABLE IV: Average number of colors used

the best for most graphs. It has an average speedup (geometric mean) of 2.13x over the Plain version and an average speedup of 1.36x over the Kokkos implementation.

VI. RELATED WORK

To the best of our knowledge, this is the first attempt at hybridization wherein the worklist is maintained throughout all iterations of the algorithm, i.e., in both topology-driven and data-driven parts.

Beamer et al. [1] considers a hybrid version of BFS, where they hybridize between a conventional top-down and proposed bottom-up approach. The top-down approach is faster than bottom-up when the BFS frontier size is small and vice versa. For the top-down approach they maintain a queue (worklist) and for bottom-up approach they maintain a bitmap and convert between both data structures when they switch between the two approaches.

Nasre et al. [4] introduces temporal and spatial hybridization. Temporal hybridization uses data-driven and topology-driven approaches based on the worklist size. In their work, while switching from data-driven to topology-driven, the worklist is discarded, and while switching from topology-driven to data-driven, the worklist is rebuilt.

VII. FUTURE WORK

The results obtained and shown demonstrate the usefulness of our hybridization technique for one specific graph algorithm – the IPGC graph coloring algorithm. We will apply this technique to other graph algorithms in future work.

Currently, H , the threshold for switching is determined empirically. We intend to develop analytical techniques in the future. Finally, we do not completely understand why topology-driven approach is better than the data-driven approach for some iterations even though both maintain a worklist, and this requires further study.

VIII. CONCLUSION

We have demonstrated that our hybridization technique wherein we maintain a worklist throughout the computation was 2.13x faster than the data-driven IPGC algorithm and was 36% faster than Kokkos on average.

REFERENCES

- [1] S. Beamer, K. Asanovic, and D. Patterson. Direction-optimizing breadth-first search. In *SC '12: Proceedings of the International Conference on High Performance Computing, Networking, Storage and Analysis*, pages 1–10, Nov 2012.
- [2] Timothy A. Davis and Yifan Hu. The university of florida sparse matrix collection. *ACM Trans. Math. Softw.*, 38(1):1:1–1:25, December 2011.
- [3] M. Deveci, E. G. Boman, K. D. Devine, and S. Rajamanickam. Parallel graph coloring for manycore architectures. In *2016 IEEE International Parallel and Distributed Processing Symposium (IPDPS)*, pages 892–901, May 2016.
- [4] R. Nasre, M. Burtscher, and K. Pingali. Data-driven versus topology-driven irregular computations on gpus. In *2013 IEEE 27th International Symposium on Parallel and Distributed Processing*, pages 463–474, May 2013.
- [5] Maxim Naumov, Patrice Castonguay, and Jonathan M. Cohen. Parallel graph coloring with applications to the incomplete-lu factorization on the gpu. 2015.
- [6] Sreepathi Pai and Keshav Pingali. A compiler for throughput optimization of graph algorithms on gpus. In *Proceedings of the 2016 ACM SIGPLAN International Conference on Object-Oriented Programming, Systems, Languages, and Applications, OOPSLA 2016*, pages 1–19, New York, NY, USA, 2016. ACM.
- [7] Keshav Pingali, Donald Nguyen, Milind Kulkarni, Martin Burtscher, M. Amber Hassaan, Rashid Kaleem, Tsung-Hsien Lee, Andrew Lenharth, Roman Manevich, Mario Méndez-Lojo, Dimitrios Proutzos, and Xin Sui. The tao of parallelism in algorithms. In *Proceedings of the 32Nd ACM SIGPLAN Conference on Programming Language Design and Implementation, PLDI '11*, pages 12–25, New York, NY, USA, 2011. ACM.
- [8] David Zuckerman. Linear degree extractors and the inapproximability of max clique and chromatic number. In *Proceedings of the Thirty-eighth Annual ACM Symposium on Theory of Computing, STOC '06*, pages 681–690, New York, NY, USA, 2006. ACM.