

Statistical inference for fractional diffusion process with random effects at discrete observations

El Omari Mohamed ^a, Hamid El Maroufy^a, Christiane Fuchs^{bcd}

^aDepartment of Applied Mathematics, Faculty of Sciences and Technics, Sultan Mouly Slimane University, Morocco; ^bBielefeld University, Faculty of Business Administration and Economics, Bielefeld, Germany; ^cHelmholtz Zentrum Munchen, German Research Center for Environmental Health GmbH, Institute of Computational Biology, Neuherberg, Germany; ^dChair of Mathematical Modeling of Biology Systems, Technisch Universität München, Garching, Germany.

Abstract

This paper deals with the problem of inference associated with linear fractional diffusion process with random effects in the drift. In particular we are concerned with the maximum likelihood estimators (MLE) of the random effect parameters. First of all, we estimate the Hurst parameter $H \in (0, 1)$ from one single subject. Second, assuming the Hurst index $H \in (0, 1)$ is known, we derive the MLE and examine their asymptotic behavior as the number of subjects under study becomes large, with random effects normally distributed.

Keywords Asymptotic normality, Fractional Brownian motion, Long-range memory process, Random effect model, Strong consistency.

Mathematics Subject Classification 62F12 & 60G22

1 Introduction

Parameteric and nonparameteric estimation in the context of random effects models has been recently investigated by many authors (e.g. [1,4–6,19,20]). In these models, the noise is represented by a Brownian motion characterized by independence property of its increments. Such a property is not valid for long-memory phenomena arising in a variety of different scientific fields, including hydrology [17], biology [3], medicine [14], economics [9] or traffic network [24]. As a result self-similar processes have been used to successfully model data exhibiting long-range dependence. Among the simplest models that display long-range dependence, one can consider the fractional Brownian motion (fBm), introduced in the statistics community by Mandelbrot and Van Ness [16]. A normalized fBm with the Hurst index $H \in (0, 1)$ is centered Gaussian process $(W_t^H : t \geq 0)$ having the covariance

$$\mathbb{E}(W_s^H W_t^H) = \frac{1}{2} (t^{2H} + s^{2H} - |t - s|^{2H}).$$

In modeling, the problems of statistical estimation of model parameters are of particular importance, so the growing number of papers devoted to statistical methods for equations with fractional noise is not surprising. We will cite only few of them; further references can be found in [18,22]. In [12] the authors proposed and studied maximum likelihood estimators for fractional Ornstein-Uhlenbeck process. Related results were

obtained by Prakasa [21], where a more general model was considered. In [10] the author proposed a least squares (LS) estimator for fractional Ornstein-Uhlenbeck process and proved its asymptotic normality. Recently, the same results are obtained using the same approach (LS) in [25], for the fractional Vasicek model with long-memory. It is worth to mentioning the papers [11,23] that deal with the whole range of Hurst

parameter $H \in (0, 1)$. Meanwhile, we have cited other papers that only the case where $H > 1/2$ (which corresponds to long range dependence); recall that in the case $H = 1/2$, we get a classical diffusion extensively treated in literature [15].

This paper deals with statistical estimation of population parameters for fractional SDE's with random effects. To our knowledge, this problem has not been yet investigated. Precisely, we consider only a fractional diffusion processes of the form

$$X_t = x + \int_0^t (a(X_s) + \phi b(X_s)) ds + W_t^H, \quad (1)$$

where ϕ is a random variable relying on parameter θ to be estimated, and W^H is a normalized fBm with Hurst parameter H to be estimated. We study the additive linear case, $b(x) \equiv 1$, when $\phi \sim \mathcal{N}(\mu, \sigma^2)$. The estimators $\hat{\mu}$, $\hat{\sigma}^2$ and \hat{H} respectively of μ , σ^2 and H respectively are constructed and their asymptotic behaviors are investigated. The model (1) is simple and we can derive explicit estimators, also the model generalizes the model considered in [11], while the techniques used here to investigate asymptotic properties are elementary (due to the incorporation of the random effects, hence we avoid the Malliavin techniques), which gives as a first reason to choose it. The second reason is that (1) is widely applied in various fields. In fact the Vasicek model is an example of type (1). The third reason is that the estimation of the population parameters requires few observations per subject, which coincide with several natural phenomena where the repeated measurements are rarely available if not impossible. Finally let's note that nonparametric estimation has been realized recently by us for similar model[8]. The rest of the paper is organized as follows. In Section 2, we

introduce the model and some preliminaries about the likelihood function. In Section 3 we derive the parameters estimators and we establish consistency and asymptotic normality. The simulations are presented in Section 4 while Section 5 contains some concluding remarks and gives directions of further research.

Throughout the paper the notations \implies , $\xrightarrow{\mathbb{P}\text{-a.s}}$ and $\xrightarrow{\mathcal{D}}$ mean, respectively, simple convergence, convergence almost surely with respect to the probability measure \mathbb{P} and convergence in distribution.

2 Model and Preliminary results

Before introducing our estimation techniques, we first state some basic facts about fractional Brownian motions and likelihood function. Let $(\Omega, \mathcal{F}, (\mathcal{F}_t), \mathbb{P})$ be a stochastic basis satisfying the usual conditions. The natural filtration of a stochastic process is understood as the \mathbb{P} -completion of the filtration generated by this process. Let $W^{H,i} = (W^{H,i}(t), t \leq T :)$, $i = 1, \dots, N$ be N independent normalized fractional Brownian motion (fBm) with a common Hurst parameter $H \in (0, 1)$. Let ϕ_1, \dots, ϕ_N be N independent and identically distributed (i.i.d) \mathbb{R} -valued random variables on

the common probability space $(\Omega, \mathcal{F}, \mathbb{P})$ independent of $(W^{H,1}, \dots, W^{H,N})$. Consider N subjects $(X^i(t), \mathcal{F}_t^i, t \leq T)$ with dynamics ruled by the following general linear stochastic differential equations:

$$\begin{aligned} dX^i(t) &= (a(X^i(t)) + \phi_i b(X^i(t))) dt + dW^{H,i}(t) \\ X^i(0) &= x^i \in \mathbb{R}, \quad i = 1, \dots, N, \end{aligned} \quad (2)$$

where $a(\cdot)$ and $b(\cdot)$ are supposed to be known in their own spaces. Let the random effects ϕ_i be \mathcal{F}_0^i -measurable with common density $g(\varphi, \theta) d\nu(\varphi)$, where ν is some dominating measure on \mathbb{R} and θ is unknown parameter. Set $\theta \in U$, where U is an open set in \mathbb{R}^d . Sufficient conditions for the existence and uniqueness of solutions to (2) can be found in [18, p. 197] and references therein. Let C_T denote the space of real

continuous functions $(x(t) : t \in [0, T])$ defined on $[0, T]$ endowed with σ -field \mathcal{B}_T . The σ -field \mathcal{B}_T is associated with the topology of uniform convergence on $[0, T]$. We introduce the distribution $\mu_{X_{\varphi, H}^i}$ on (C_T, \mathcal{B}_T) of the process $(X^i | \phi_i = \varphi)$. On $\mathbb{R} \times C_T$, $Q_{\theta, H}^i = g(\varphi, \theta) d\nu \otimes \mu_{X_{\varphi, H}^i}$ denotes the joint distribution of (ϕ_i, X^i) . Let $\mathbb{P}_{\theta, H}^i$ be the marginal distribution of $(X^i(t) : t \leq T)$ on (C_T, \mathcal{B}_T) . Since the subjects are independent (this is inherited from the independence of ϕ_i and $W^{H,i}$), the distribution of the whole sample $(X^i(t) : t \leq T, i = 1, \dots, N)$ on $C_T^{\otimes N}$ is defined by $\mathbb{P}_{\theta, H} = \otimes_{i=1}^N \mathbb{P}_{\theta, H}^i$. Thus the likelihood can be defined as

$$\Lambda(\theta, H) = \frac{d\mathbb{P}_{\theta, H}}{d\mathbb{P}} = \prod_{i=1}^N \frac{d\mathbb{P}_{\theta, H}^i}{d\mathbb{P}^i},$$

where $\mathbb{P} = \otimes_{i=1}^N \mathbb{P}^i$ and $\mathbb{P}^i = \mu_{X_{\varphi_0, H}^i}$, provided that $\mu_{X_{\varphi, H}^i} \ll \mu_{X_{\varphi_0, H}^i}$ for some fixed $\varphi_0 \in \mathbb{R}$. It is well known that $\mu_{X_{\varphi, H}^i}$ coincides with the distribution of the process $X^{i, \varphi}$ defined by:

$$dX^{i, \varphi}(t) = (a(X^i(t)) + \varphi b(X^{i, \varphi}(t))) dt + dW^{H,i}(t), \quad X^{i, \varphi}(0) = x^i,$$

when $H = 1/2$, since in this case the process (X^i, ϕ_i) is markovian (e.g. [7]); hence, the Girsanov formula can be applied to get the derivative $\frac{d\mu_{X_{\varphi, H}^i}}{d\mu_{X_{\varphi_0, H}^i}}$. When $H \neq 1/2$,

the non Markovian property of the coupled process (X^i, ϕ_i) makes the construction of the likelihood very difficult. But in our case, the process X^i is transformed into a Y^i for which the law of $(Y^i | \phi_i = \varphi)$ coincides with the distribution of a parametric fractional diffusion process $Y^{i, \varphi}$.

3 Construction of estimators and their asymptotic properties

Consider the following process

$$Y^i(t) := X^i(t) - x^i - \int_0^t a(X^i(s)) ds, \quad t \geq 0 \quad (3)$$

$$= t\phi_i + W^{H,i}(t) \sim \mathcal{N}(t\mu, t^2\sigma^2 + t^{2H}), \quad t \geq 0. \quad (4)$$

Since ϕ_i and $W^{H,i}$ are independent the process $(Y^i(t) : t \in [0, T])$ is a Gaussian process. Furthermore, for each $\varphi \in \mathbb{R}$, we have $\mathbb{E}(Y^i(t)|\phi_i = \varphi) = t\varphi$ and $\text{Cov}(Y^i(t), Y^i(s)|\phi_i = \varphi) = \frac{1}{2}(t^{2H} + s^{2H} - |t - s|^{2H})$. For each subject Y^i , we consider n observations $Y^i := (Y^i(t_1), \dots, Y^i(t_n))'$ where $0 = t_0 < t_1 < \dots < t_n = T$ is a subdivision of $[0, T]$. The density of Y^i given $\phi_i = \varphi$ is expressed as

$$\Pi(Y^i|\phi_i = \varphi, H) = \frac{1}{\sqrt{(2\pi)^n \det V(H)}} \exp\left(-\frac{1}{2}(Y^i - \varphi u)'V^{-1}(H)(Y^i - \varphi u)\right),$$

where $u = (t_1, \dots, t_n)'$ and $(V(H))_{k,l} = \text{Cov}(Y^i(t_k), Y^i(t_l)|\phi_i = \varphi)$ is the common covariance matrix of the subjects Y^i , $i = 1, \dots, N$. The log-likelihood of the whole sample (Y^1, \dots, Y^N) is defined as

$$l(\theta, H) = \sum_{i=1}^N \log \int \Pi(Y^i|\phi_i = \varphi, H)g(\varphi, \theta)d\nu(\varphi). \quad (5)$$

For a specific distribution (say $g(\varphi, \theta)d\nu(\varphi) = \mathcal{N}(\mu, \sigma^2)$), we can solve the integrals given in (5). Indeed,

$$\begin{aligned} \int \Pi(Y^i|\phi_i = \varphi, H)g(\varphi, \theta)d\nu(\varphi) &= (2\pi)^{-\frac{n}{2}} \sigma^{-1} \det(V(H))^{-\frac{1}{2}} (u'V^{-1}(H)u + 1/\sigma^2)^{-\frac{1}{2}} \\ &\times \exp\left[-\frac{1}{2}\left(\mu^2/\sigma^2 + Y^{i'}V^{-1}(H)Y^i - \frac{(u'V^{-1}(H)Y^i + \mu/\sigma^2)^2}{u'V^{-1}(H)u + 1/\sigma^2}\right)\right]. \end{aligned} \quad (6)$$

3.1 Estimation of the Hurst parameter H

Using data induced by one single subject (without loss of generality, say Y^1 with $t_j = \frac{j}{n}$, $j = 1, \dots, n$, $T = 1$), we may construct a class of estimators of the Hurst index H . More precisely, for all $k > 0$ and for any filter $\gamma = (\gamma_0, \dots, \gamma_l)$ of order $p \geq 2$, that is,

$$\text{for all indices } 0 \leq r < p; \sum_{j=0}^l j^r \gamma_j = 0 \text{ and } \sum_{j=0}^l j^p \gamma_j \neq 0. \quad (7)$$

Let consider the following arguments : $\widehat{H}(n, p, k, \gamma, Y^1) = g_{n,k,\gamma}^{-1}(S_n(k, \gamma))$, where

$$\begin{aligned} S_n(k, \gamma) &= \frac{1}{n-l} \sum_{i=l}^{n-1} \left| \sum_{q=0}^l \gamma_q Y^1\left(\frac{i-q}{n}\right) \right|^k, \quad g_{n,k,\gamma}(t) = \frac{1}{n^k} \{\pi_t^\gamma(0)\}^{k/2} E_k \text{ and } \pi_t^\gamma(j) = \\ &= -\frac{1}{2} \sum_{q,r}^l \gamma_q \gamma_r |q-r+j|^{2t}, \text{ with } E_k = 2^{k/2} \Gamma(k+1/2)/\Gamma(1/2), \text{ with } \Gamma(x) \text{ is the usual} \end{aligned}$$

gamma function. For invertibility of the function $g_{n,k,\gamma}(\cdot)$, we refer to [2, p. 7].

Theorem 3.1. *The following statements holds true, as the number of observations $n \rightarrow \infty$,*

$$(i) \widehat{H}(n, p, k, \gamma, Y^1) \xrightarrow{\mathbb{P}-as} H$$

(ii) $n^{-1/2} \log(n) \left(\widehat{H}(n, p, k, \gamma, Y^1) - H \right) \xrightarrow{\mathcal{D}} \mathcal{N} \left(0, \frac{A(H, k, \gamma)}{k^2} \right)$, where

$$A(t, k, \gamma) = \sum_{j \geq 1} (c_{2j}^k)^2 (2j)! \sum_{i \in \mathbb{Z}} \rho_i^\gamma(i)^{2j}, \text{ with}$$

$$c_{2j}^k = \frac{1}{(2j)!} \prod_{q=0}^{j-1} (k - 2q), \text{ and } \rho_i^\gamma(i) = \frac{\pi_i^\gamma(i)}{\pi_i^\gamma(0)}.$$

Proof. Following Coeurjolly [2], we set $V^\gamma(i/n) = \sum_{q=0}^l \gamma_q W^{H,1} \left(\frac{i-q}{n} \right)$, for $i = l, \dots, n-1$.

1. From (7) we see that the filter γ is of order $p \geq 2$, $\sum_{q=0}^l \frac{i-q}{n} \gamma_q = 0$. Therefore, substituting $Y^1 \left(\frac{i-q}{n} \right)$ by $\frac{i-q}{n} \phi_1 + W^{H,1} \left(\frac{i-q}{n} \right)$, we obtain

$$\begin{aligned} S_n(k, \gamma) &= \frac{1}{n-l} \sum_{i=l}^{n-1} \left| \sum_{q=0}^l \gamma_q Y^1 \left(\frac{i-q}{n} \right) \right|^k \\ &= \frac{1}{n-l} \sum_{i=l}^{n-1} \left| \sum_{q=0}^l \gamma_q \frac{i-q}{n} \phi_1 + \sum_{q=0}^l \gamma_q W^{H,1} \left(\frac{i-q}{n} \right) \right|^k \\ &= \frac{1}{n-l} \sum_{i=l}^{n-1} |V^\gamma(i/n)|^k. \end{aligned}$$

Hence, our estimators coincide with estimators \widehat{H} based on k -variations of the fBm (see [2, Proposition 2]) and the proof is complete. \square

3.2 Estimation of the population parameter $\theta = (\mu, \sigma^2)$

Now, assume that H is known. From the log-likelihood given by (5) and (6), we derive an estimator $\widehat{\mu}$ given by

$$\widehat{\mu} = \frac{\frac{1}{N} \sum_{i=1}^N u' V^{-1}(H) Y^i}{u' V^{-1}(H) u}. \quad (8)$$

For the parameter σ^2 it sounds very difficult to derive an estimator. However, we can construct an alternative estimator and study its asymptotic behavior. Observing that $\widehat{\mu}$ is a sample mean drawn from a sequence of i.i.d random variables, one might think that sample variance could also be used to estimate σ^2 . Unfortunately, simple computations shows that such a sample variance is not consistent. Thus, as an alternative we propose the following estimator for σ^2 :

$$\widehat{\sigma}^2 = \frac{1}{N} \sum_{i=1}^N \left(\frac{u' V^{-1}(H) Y^i}{u' V^{-1}(H) u} \right)^2 - \frac{1}{N^2} \left(\sum_{i=1}^N \frac{u' V^{-1}(H) Y^i}{u' V^{-1}(H) u} \right)^2 - (u' V^{-1}(H) u)^{-1}. \quad (9)$$

Theorem 3.2.

The estimator $\widehat{\mu}$ is unbiased, $\widehat{\mu} \xrightarrow{\mathbb{P}\text{-as}} \mu$ and $\text{Var}(\widehat{\mu}) \rightarrow 0$ as $N \rightarrow \infty$.

Proof. Set $\epsilon^i = (W^{H,i}(t_1), \dots, W^{H,i}(t_n))'$. Substituting Y^i by $\phi_i u + \epsilon^i$, we have

$$\widehat{\mu} = \frac{1}{N} \sum_{i=1}^N \phi_i + \frac{\frac{1}{N} \sum_{i=1}^N u' V^{-1}(H) \epsilon^i}{u' V^{-1}(H) u}, \text{ so } \mathbb{E}(\widehat{\mu}) = \mu. \text{ For the second statement, we consider the random variables } \xi_i(H) \text{ defined by}$$

$$\xi_i(H) = \frac{u' V^{-1}(H) Y^i}{u' V^{-1}(H) u}. \quad (10)$$

Clearly, $\xi_i(H)$ are i.i.d random variables with $\mathbb{E}(\xi_i(H)) = \mu < \infty$, then by strong law of large numbers, $\widehat{\mu}$ converges almost surely to μ as $N \rightarrow \infty$. Set $z(H) := (z_1(H), \dots, z_n(H)) = u' V^{-1}(H)$, we have

$$\begin{aligned} \text{Var}(\widehat{\mu}) &= \text{Var}\left(\frac{1}{N} \sum_{i=1}^N \phi_i\right) + \frac{1}{N^2 (z(H) \cdot u)^2} \text{Var}\left(\sum_{i=1}^N z(H) \cdot \epsilon^i\right) \\ &= \frac{1}{N^2} \text{Var}\left(\sum_{i=1}^N \phi_i\right) \\ &\quad + \frac{1}{N^2 (z(H) \cdot u)^2} \sum_{i,j} \mathbb{E}\left\{\left(\sum_{k=1}^n z_k(H) W^{H,i}(t_k)\right) \left(\sum_{l=1}^n z_l(H) W^{H,j}(t_l)\right)\right\} \\ &= \frac{1}{N^2} \sum_{i=1}^N \text{Var}(\phi_i) + \frac{1}{N^2 (z(H) \cdot u)^2} \sum_{i,j} \sum_{k,l} z_k(H) z_l(H) \mathbb{E}(W^{H,i}(t_k) W^{H,j}(t_l)) \\ &= \frac{\sigma^2}{N} + \frac{1}{N^2 (z(H) \cdot u)^2} \sum_i \sum_{k,l} z_k(H) z_l(H) \mathbb{E}(W^{H,i}(t_k) W^{H,i}(t_l)) \\ &= \frac{\sigma^2}{N} + \frac{1}{N^2 (z(H) \cdot u)^2} \sum_i \sum_{k,l} \frac{1}{2} z_k(H) z_l(H) (t_k^{2H} + t_l^{2H} - |t_k - t_l|^{2H}) \\ &= \frac{\sigma^2}{N} + \frac{1}{N^2 (z(H) \cdot u)^2} N z(H) V(H) z(H)' = \sigma^2 + \frac{N u' V^{-1}(H) V(H) V^{-1}(H) u}{N^2 (z(H) \cdot u)^2} \\ &= \frac{\sigma^2}{N} + \frac{1}{N u' V^{-1}(H) u} \rightarrow 0 \text{ as } N \rightarrow \infty. \end{aligned}$$

□

Before, we establish the bias of $\widehat{\sigma}^2$ the estimator of σ^2 , we first give the following result:

Lemma 3.3.

$$\mathbb{E}(\xi_1(H))^2 = \sigma^2 + \mu^2 + \frac{1}{u' V^{-1}(H) u} \text{ and } \mathbb{E}\left(\sum_{i=1}^N \xi_i(H)\right)^2 = N \sigma^2 + N^2 \mu^2 + \frac{N}{u' V^{-1}(H) u},$$

where $\xi_i(H)$ are random variables given by (10).

Proof. Substituting Y^1 by $\phi_1 u + \epsilon^1$, the independence of ϕ_1 and ϵ^1 gets

$$\begin{aligned}\mathbb{E}(\xi_1(H))^2 &= \mathbb{E}\left(\phi_1 + \frac{u'V^{-1}(H)\epsilon^1}{u'V^{-1}(H)u}\right)^2 \\ &= \mathbb{E}\phi_1^2 + \mathbb{E}\left(\frac{u'V^{-1}(H)\epsilon^1}{u'V^{-1}(H)u}\right)^2 \\ &= \sigma^2 + \mu^2 + \frac{1}{u'V^{-1}(H)u}.\end{aligned}$$

For the last equality we used the same techniques as in the proof of Theorem 2. For the second statement; by using the random variables $z_i(H)$'s defined previously, we have

$$\begin{aligned}\mathbb{E}\left(\sum_{i=1}^N \xi_i(H)\right)^2 &= \mathbb{E}\left(\sum_{i=1}^N \phi_i + \sum_{i=1}^N \frac{z(H) \cdot \epsilon^i}{z(H) \cdot u}\right)^2 \\ &= \mathbb{E}\left(\sum_{i=1}^N \phi_i\right)^2 + \mathbb{E}\left(\sum_{i=1}^N \frac{z(H) \cdot \epsilon^i}{z(H) \cdot u}\right)^2 \\ &= \sum_{i=1}^N \mathbb{E}\phi_i^2 + 2 \sum_{i < j}^N \mathbb{E}(\phi_i \phi_j) + \frac{1}{(u'V^{-1}(H)u)^2} \text{Var}\left(\sum_{i=1}^N z(H) \cdot \epsilon^i\right) \\ &= N\sigma^2 + N^2\mu^2 + \frac{N}{u'V^{-1}(H)u}.\end{aligned}$$

□

Theorem 3.4. *The estimator $\widehat{\sigma}^2$ is asymptotically unbiased, $\widehat{\sigma}^2 \xrightarrow{\mathbb{P}-\text{a.s.}} \sigma^2$ and $\text{Var}(\widehat{\sigma}^2) = \frac{2(N-1)}{N^2} \left(\sigma^2 + \frac{1}{u'V^{-1}(H)u}\right)^2 \Rightarrow 0$ as $N \rightarrow \infty$.*

Proof. By virtue of Lemma 3, we get

$$\begin{aligned}\mathbb{E}(\widehat{\sigma}^2) &= \frac{1}{N} \sum_{i=1}^N \left(\sigma^2 + \mu^2 + \frac{1}{u'V^{-1}(H)u}\right) - \frac{1}{N^2} \left(N\sigma^2 + N^2\mu^2 + \frac{N}{u'V^{-1}(H)u}\right) \\ &\quad - \frac{1}{u'V^{-1}(H)u} \\ &= \frac{N-1}{N} \sigma^2 - \frac{1}{N(u'V^{-1}(H)u)} \Rightarrow \sigma^2 \text{ as } N \rightarrow \infty.\end{aligned}$$

Applying the strong law of large numbers and the continuous mapping theorem for

almost sure convergence, we get

$$\begin{aligned}
\widehat{\sigma}^2 &= \frac{1}{N} \sum_{i=1}^N \xi_i(H)^2 - \left(\frac{1}{N} \sum_{i=1}^N \xi_i(H) \right)^2 - \frac{1}{u'V^{-1}(H)u} \\
&\xrightarrow{\mathbb{P}\text{-a.s.}} \mathbb{E}(\xi_1(H))^2 - \mathbb{E}^2(\xi_1(H)) - \frac{1}{u'V^{-1}(H)u} = \mathbb{V}ar(\xi_1(H)) - \frac{1}{u'V^{-1}(H)u} \\
&= \mathbb{V}ar\left(\phi_1 + \frac{u'V^{-1}(H)\epsilon^1}{u'V^{-1}(H)u}\right) - \frac{1}{u'V^{-1}(H)u} \\
&= \mathbb{V}ar\phi_1 + \mathbb{V}ar\left(\frac{u'V^{-1}(H)\epsilon^1}{u'V^{-1}(H)u}\right) - \frac{1}{u'V^{-1}(H)u} \\
&= \sigma^2 + \mathbb{E}\left(\frac{u'V^{-1}(H)\epsilon^1}{u'V^{-1}(H)u}\right)^2 - \frac{1}{u'V^{-1}(H)u} = \sigma^2.
\end{aligned}$$

Similar computations lead to

$$\begin{aligned}
\mathbb{V}ar(\widehat{\sigma}^2) &= \frac{N-1}{N^3} \left((N-1)\mathbb{E}(\xi_1(H) - \mu)^4 - (N-3)\beta^2 \right) \\
&= \frac{2(N-1)}{N^2} \beta^2,
\end{aligned}$$

where $\beta = \mathbb{V}ar(\xi_1(H)) = \sigma^2 + \frac{1}{u'V^{-1}(H)u}$. In the last equality we used the fact that $(\xi_1(H) - \mu)$ is a centered Gaussian random variables with variance β . \square

Remark For the case of continuous observation with horizon T , we propose the following estimator $\widetilde{\mu}(T, N)$ defined by

$$\widetilde{\mu}(T, N) = \frac{1}{NT} \sum_{i=1}^N Y^i(T).$$

It is easy to see that $\mathbb{E}\left|\frac{1}{T}Y^i(T) - \phi_i\right|^2 \leq \frac{1}{T^{2-2H}} \rightarrow 0$ as $T \rightarrow \infty$ and $\widetilde{\mu}(T, N)$ is consistent when $T, N \rightarrow \infty$. The reason we choose this double asymptotic framework, is that we proceed in two steps; in the first step we estimate random effects ϕ_i as the horizon T increases to ∞ , then we use the empirical mean and variance to estimate $\theta = (\mu, \sigma^2)$, where the random effects are replaced by their estimators.

Theorem 3.5. *The estimators $\widehat{\mu}$ and $\widehat{\sigma}^2$ are asymptotically normal, i.e.*

$$\sqrt{N}(\widehat{\mu} - \mu) \xrightarrow{\mathcal{D}} \mathcal{N}\left(0, \sigma^2 + \frac{1}{u'V^{-1}(H)u}\right) \text{ as } N \rightarrow \infty, \quad (11)$$

and

$$\sqrt{\frac{N}{2}}(\widehat{\sigma}^2 - \sigma^2) \xrightarrow{\mathcal{D}} \mathcal{N}\left(0, \left(\sigma^2 + \frac{1}{u'V^{-1}(H)u}\right)^2\right) \text{ as } N \rightarrow \infty. \quad (12)$$

Proof. Since $\widehat{\mu}$ is the average of N i.i.d random variables with finite mean and finite variance, (11) follows immediately from the central limit theorem. In order to show (12)

we consider the following random variables $\tilde{\xi}_i(H) = \sqrt{\frac{N}{N-1}}(\xi_i(H) - \hat{\mu})$, $i = 1, \dots, N$ and set $\beta = \sigma^2 + \frac{1}{u'V^{-1}(H)u}$. We see that $(\tilde{\xi}_i(H), i = 1, 2, \dots)$ is centered Gaussian process, with variance $\text{Var}(\tilde{\xi}_i(H)) = \mathbb{E}(\tilde{\xi}_i(H)^2) = \beta$, and $\text{Var}(\tilde{\xi}_i(H)^2) = 2\beta^2$. So using the strong law of large numbers, we have $\tilde{\sigma}^2 = \frac{1}{N} \sum_{i=1}^N \tilde{\xi}_i(H)^2 \xrightarrow{\mathbb{P}-a.s} \beta$ as $N \rightarrow \infty$. Furthermore, the central limit theorem leads to $\sqrt{N}(\tilde{\sigma}^2 - \beta) \xrightarrow{\mathcal{D}} \mathcal{N}(0, 2\beta^2)$ as $N \rightarrow \infty$. Since $\sqrt{\frac{N}{2}}(\hat{\sigma}^2 - \sigma^2) = \alpha_N \sqrt{N}(\tilde{\sigma}^2 - \beta) - \varepsilon_N$, where $\alpha_N = \frac{N-1}{\sqrt{2N}}$ and $\varepsilon_N = \frac{\beta}{\sqrt{2N}}$. Therefore, using Slutsky theorem, the convergence in (12) is easily concluded. \square

4 Simulations

We will implement the two population parameter estimators for the model that we have studied to show their empirical behavior. We will simulate the observed vectors Y^i using (4) for two numbers of subjects $N = 50$ and $N = 500$ with different lengths of observations per subject; $n = 2^2$, $n = 2^5$ and $n = 2^8$. The fractional Brownian motions are simulated as in [13]. The experiment is as follows : we set H equal to 0.15, 0.5 and 0.85. For each case, replications involving 400 samples are obtained by resampling n trajectories of Y^i .

The averages of the estimators and their exact against empirical standard deviations are reported in the Tables 1-3. The tables show that the parameter estimations are generally much closer to their true values as the number of subjects increases. Figures 1-3 display the histograms densities of the estimators, which reveal the convergence toward a limit distribution also as N is sufficiently large, this confirms what was established before. Looking at Table 1, we see that the estimating for σ^2 is not really close to exact values when there are very few observations ($n \leq 2^3$) per subject when $H = 0.85$, this case has been observed every time when H becomes large than 1/2. In this situation, for the real cases where the true value of σ^2 is not available, it will be better to choose n as large as possible ($n \geq 2^4$) but this leads to huge computational cost for large values of N . Yet, to keep the balance between the computational cost and goodness of fit, a small values of n and sufficiently large values of N should be considered.

5 Concluding remarks

In this paper, we have provided a fully Likelihood parametric estimation of population parameter for specific dynamical model described by a fractional SDE including a random effects in the drift. We are essentially concerned with the estimation of Hurst index, as well as with the mean and variance estimators of the random effect that has a Gaussian distribution. All qualitative and asymptotic property of the estimators are obtained when the population of subjects becomes large.

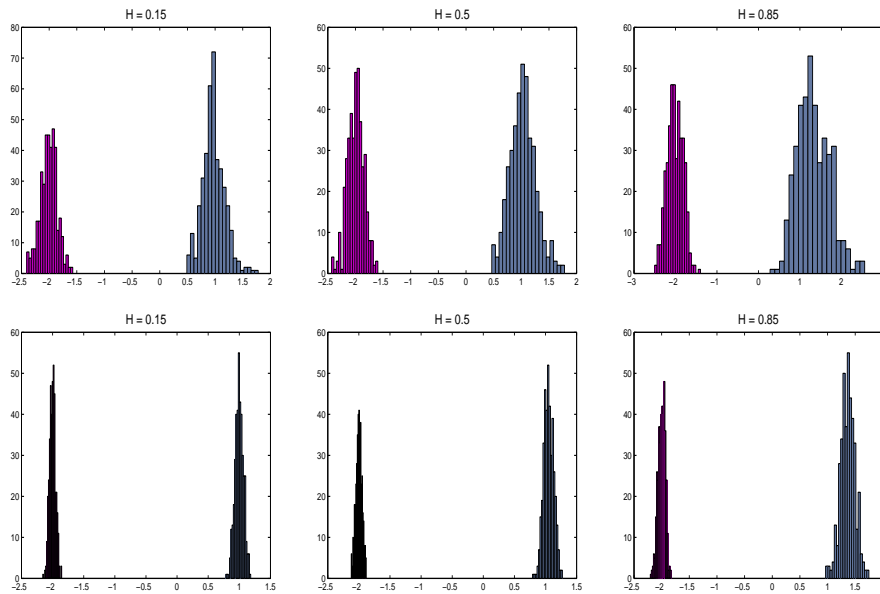


Figure 1: Frequency histograms of population parameter estimates based on 400 samples for different values of (N, H) . In each box of the two rows (top $N = 50$ and bottom $N = 500$) histograms of $\hat{\mu}$ (pink) and $\hat{\sigma}^2$ (gray) are given for fixed parameters $(\mu, \sigma^2, T, \mathbf{n}) = (-2, 1, 5, \mathbf{2}^2)$. (For interpretation of the references to colour in the legend of this figure, the reader is referred to the electronic version of this article)

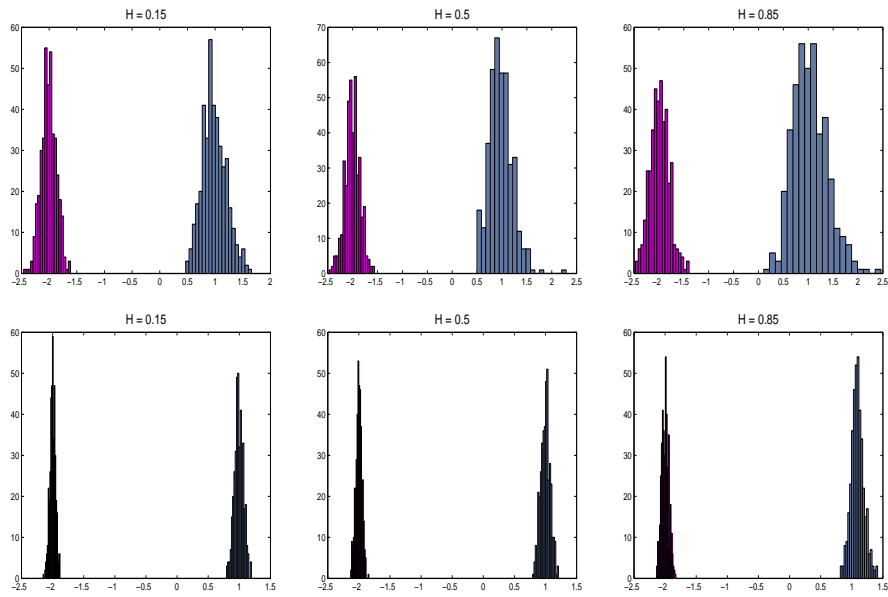


Figure 2: Frequency histograms of population parameter estimates based on 400 samples for different values of (N, H) . In each box of the two rows (top $N = 50$ and bottom $N = 500$) histograms of $\hat{\mu}$ (pink) and $\hat{\sigma}^2$ (gray) are given for fixed parameters $(\mu, \sigma^2, T, \mathbf{n}) = (-2, 1, 5, \mathbf{2}^5)$. (For interpretation of the references to colour in the legend of this figure, the reader is referred to the electronic version of this article).

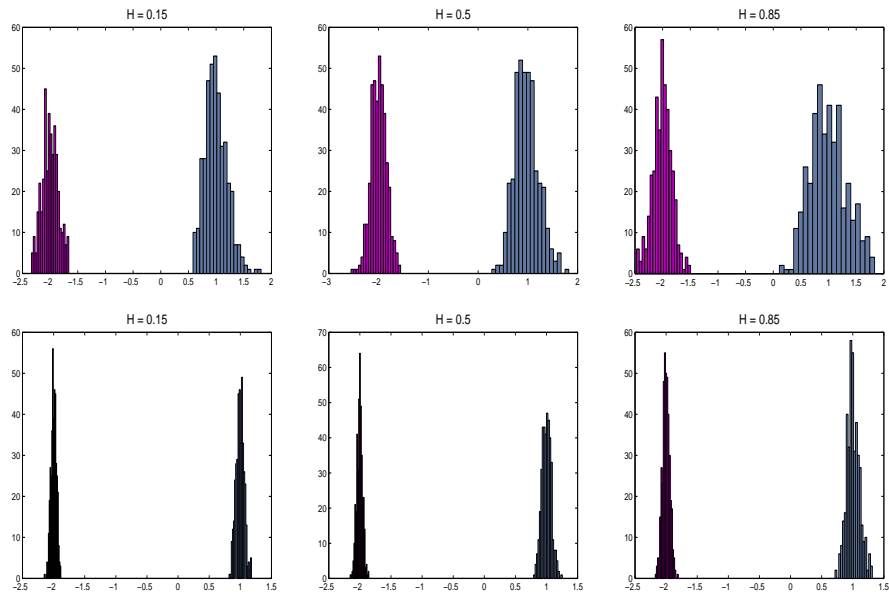


Figure 3: Frequency histograms of population parameter estimates based on 400 samples for different values of (N, H) . In each box of the two rows (top $N = 50$ and bottom $N = 500$) histograms of $\hat{\mu}$ (pink) and $\hat{\sigma}^2$ (gray) are given for fixed parameters $(\mu, \sigma^2, T, \mathbf{n}) = (-2, 1, 5, \mathbf{2}^8)$. (For interpretation of the references to colour in the legend of this figure, the reader is referred to the electronic version of this article).

True values	$H = 0.15$	$H = 0.50$	$H = 0.85$
$N = 50$	Mean (Std. dev.)	Mean (Std. dev.)	Mean and Std. dev.'s
$\mu = -2$	-1.9902 (0.1456 0.1430)	-1.9964 (0.1549 0.1594)	-1.9820 (0.1795 0.2009)
$\sigma^2 = 1$	0.9744 (0.2099 0.1942)	1.0303 (0.2376 0.2494)	1.3314 (0.3191 0.3891)
$N = 500$			
$\mu = -2$	-2.0009 (0.0460 0.0441)	-1.9986 (0.0490 0.0515)	-1.9985 (0.0568 0.0634)
$\sigma^2 = 1$	0.9964 (0.0670 0.0689)	1.0442 (0.0758 0.0836)	1.2022 (0.1018 0.1228)

Table 1: The means with exact (red) and empirical (blue) standard deviations of estimators $\widehat{\mu}$, $\widehat{\sigma}^2$ based on 400 samples, with true values $(\mu_0, \sigma_0^2) = (-2, 1)$, $(\mathbf{T}, \mathbf{n}) = (\mathbf{5}, \mathbf{2}^2)$, and different values of N ($= 50; 500$). (For interpretation of the references to colour in this table the reader is referred to the electronic version of this article).

True values	$H = 0.15$	$H = 0.50$	$H = 0.85$
$N = 50$	Mean (Std. dev.)	Mean (Std. dev.)	Mean and Std. dev.'s
$\mu = -2$	-2.0050 (0.1449 0.1427)	-2.0146 (0.1549 0.1518)	-1.9824 (0.1793 0.1920)
$\sigma^2 = 1$	0.9713 (0.2077 0.2075)	1.0028 (0.2376 0.2247)	1.0871 (0.3181 0.3391)
$N = 500$			
$\mu = -2$	-2.0057 (0.0458 0.0434)	-1.9979 (0.0490 0.0498)	-2.0038 (0.0567 0.0596)
$\sigma^2 = 1$	1.0005 (0.0663 0.0671)	1.0021 (0.0758 0.0758)	1.0849 (0.1015 0.1011)

Table 2: The means with exact (red) and empirical (blue) standard deviations of estimators $\widehat{\mu}$, $\widehat{\sigma}^2$ based on 400 samples, with true values $(\mu_0, \sigma_0^2) = (-2, 1)$, $(\mathbf{T}, \mathbf{n}) = (\mathbf{5}, \mathbf{2}^5)$, and different values of N ($= 50; 500$). (For interpretation of the references to colour in this table the reader is referred to the electronic version of this article).

This study suggests several important directions for future research. First, what are the asymptotic properties of the Maximum Likelihood estimators for μ and σ^2 when the Hurst index H is unknown? Given that the model is fully parameterized, one may wish to estimate H , μ and σ^2 simultaneously. The achievement of this task is an ongoing work. Second, the present study assumes that the model is linear and the diffusion is constant and equals 1. This assumption is not verified in almost all real applications. So to overcome this issue, one can use for example, Euler schemes approximation. However, it is not clear how to get an explicit approximation for the Maximum Likelihood function. Such extension would be worth being studied from both theoretical and application points of view. Third, as mentioned previously, we may estimate the population parameters by using double asymptotic framework. Such an idea is considered in an ongoing work for a more general model and in the nonparametric estimation context.

acknowledgements The anonymous referees and the editors are acknowledged for their constructive comments and suggestions, which have greatly improved the paper. The three authors acknowledge the financial support of the Moroccan-German Scientific and Technics Programme; Project: **PMARS III** 060/2015.

True values	$H = 0.15$	$H = 0.50$	$H = 0.85$
$N = 50$	Mean (Std. dev.)	Mean (Std. dev.)	Mean and Std. dev.'s
$\mu = -2$	-2.0015 (0.1447 0.1454)	-1.9960 (0.1549 0.1563)	-2.0055 (0.1792 0.1709)
$\sigma^2 = 1$	0.9996 (0.2073 0.2008)	0.9764 (0.2376 0.2448)	0.9971 (0.3180 0.3323)
$N = 500$			
$\mu = -2$	-1.9997 (0.0458 0.0442)	-2.0009 (0.0490 0.0471)	-2.0006 (0.0567 0.0566)
$\sigma^2 = 1$	0.9971 (0.0662 0.0650)	0.9993 (0.0758 0.0747)	1.0083 (0.1015 0.1045)

Table 3: The means with exact (red) and empirical (blue) standard deviations of estimators $\widehat{\mu}$, $\widehat{\sigma}^2$ based on 400 samples, with true values $(\mu_0, \sigma_0^2) = (-2, 1)$, $(\mathbf{T}, \mathbf{n}) = (\mathbf{5}, \mathbf{2}^8)$, and different values of N ($= 50; 500$). (For interpretation of the references to colour in this table the reader is referred to the electronic version of this article).

References

- [1] Antic, J., Laffont, C.M., Chafai, D., Condorcet, D.: Comparison of non-parametric methods in nonlinear mixed effects models, *Comput. Statist. Data Anal*, **53**, 642–656(2009)
- [2] Coeurjolly, J.F.: Estimating the parameters of a fractional Brownian motion by discrete variations of its sample paths. *Stat Inference Stoch Process*, **4**: 199–227(2001)
- [3] Collins, J.J., De Luca, C.J.: Upright, correlated random walks: A statistical-biomechanics approach to the human postural control system, *Chaos*, **5**, 1, 57-63(1995)
- [4] Comte, F., Samson, A.: Nonparametric estimation of random effects densities in linear mixed-effects model, *J. Nonparametr. Stat*, **24** (4) 951–975(2012)
- [5] Delattre, M., Genon-Catalot, V., Samson, A.: Maximum likelihood estimation for stochastic differential equations with random effects. *Scand. J. Stat*, **40**, 322–343(2012)
- [6] Ditlevsen, S., De Gaetano, A.: Mixed effects in stochastic differential equation models. *REVSTAT – Statist. J*, **3**, 137–153(2005a)
- [7] Genon-Catalot, V., Laredo, C.: Stationary distributions for stochastic differential equations with random effects and statistical applications. *MAP5 -09*(2013)
- [8] El Omari, M., El Maroufy, H. Fuchs, C.: Non parametric estimation for fractional diffusion processes with random effects, *Statistics*,(2019)
- [9] Granger, C.W.J.: The typical spectral shape of an economic variable, *Econometrica*, **34**, 150–161(1966)
- [10] Hu, Y., Nualart, D.: Parameter estimation for fractional Ornstein-Uhlenbeck processes. *Statist. Probab. Lett*, **80**(11-12), 1030-1038(2010)

- [11] Hu, Y., Nualart, D., Xiao, W., Zhang, W.: Exact maximum likelihood estimator for drift fractional Brownian motion at discrete observation. *Acta Math. Sci. Ser. B Engl. Ed*, **31**(5), 1851–1859(2011)
- [12] Kleptsyna, M.L., Le Breton, A.: Statistical analysis of the fractional Ornstein-Uhlenbeck type process. *Stat. Inference Stoch. Process*, **5**(3), 229–248(2002)
- [13] Kroese, D. P., Botev, Z.I.: Spatial process generation.(2013). available arXiv:1308.0399v1
- [14] Kuklinski, W.S., Chandra, K., Ruttimann, U.E., WEBBER, R.L.: Application of Fractal Texture Analysis to Segmentation of Dental Radiographs SPIE, *Medical Imaging III: Image Processing*, **1092** , 111–117(1989)
- [15] Liptser, R., Shiryaev, A.: *Statistics of random processes II: general theory*. Springer-Verlag, New York.(2001)
- [16] Mandelbort, B., Van Ness, W.: Fractional Brownian motions, fractional noises and applications, *SIAM review*, **10**, 422–437(1968)
- [17] Mcleod, A.I., Hipel, K.W.: Preservation of the Rescaled Adjusted Range: a reassessment of the Hurst exponent *Water Resources, Research*, **14**, 3 , 491–508(1978)
- [18] Mishura, Y.S.: *Stochastic calculus for fractional Brownian motion and related processes*. Lecture Notes in Mathematics, vol. 1929. Springer, Berlin.(2008)
- [19] Nie, L. : Convergence rate of the MLE in generalized linear and nonlinear mixed-effects models: theory and applications. *J. Statist. Plann. Inference*, **137**, 1787–1804(2007)
- [20] Picchini, U., Ditlevsen, S.: Particle estimation of a high dimensional stochastic differential mixed-effects models. *Comput. Statist. Data. Anal*, **55**, 1426–1444(2011)
- [21] Prakasa, Rao, B.L.S.: Parametric estimation for linear stochastic differential equations driven by fractional Brownian motion. *Random Oper. Stoch. Equ*, **11**(3), 229–242(2003)
- [22] Prakasa, Rao, B.L.S.: *Statistical Inference for Fractional Diffusion Processes*. Wiley Series in Probability and Statistics, Wiley, Chichester(2010)
- [23] Tudor, C.A., Viens, F.G.: Statistical aspects of the fractional stochastic calculus. *Ann. Statist*, **35**(3), 1183–1212(2007)
- [24] Willinger, W., Taqqu, M.S., Leland, W.E., Wilson, D.V.: Self-similarity in high speed packet traffic: analysis and modelisation of ethernet traffic measurements, *Statistical Science*, **10**, 67-85(1995)

- [25] Xiao, W., Yu, J.: Asymptotic theory for estimating drift parameters in the fractional Vasicek model. *Econometric Theory*, 1–34(2018)