

Towards Lingua Franca Named Entity Recognition with BERT

Taesun Moon* and Parul Awasthy* and Jian Ni and Radu Florian

IBM Research AI
Yorktown Heights, NY 10598
{tsmoon, awasthy, nij, raduf}@us.ibm.com

Abstract

Information extraction is an important task in NLP, enabling the automatic extraction of data for relational database filling. Historically, research and data was produced for English text, followed in subsequent years by datasets in Arabic, Chinese (ACE/OntoNotes), Dutch, Spanish, German (CoNLL evaluations), and many others. The natural tendency has been to treat each language as a different dataset and build optimized models for each. In this paper we investigate a single Named Entity Recognition model, based on a multilingual BERT, that is trained jointly on many languages simultaneously, and is able to decode these languages with better accuracy than models trained only on one language. To improve the initial model, we study the use of regularization strategies such as multitask learning and partial gradient updates. In addition to being a single model that can tackle multiple languages (including code switch), the model could be used to make zero-shot predictions on a new language, even ones for which training data is not available, out of the box. The results show that this model not only performs competitively with monolingual models, but it also achieves state-of-the-art results on the CoNLL02 Dutch and Spanish datasets, OntoNotes Arabic and Chinese datasets. Moreover, it performs reasonably well on unseen languages, achieving state-of-the-art for zero-shot on three CoNLL languages.

Introduction

Named entity recognition (NER) is an important task in information extraction and natural language processing. Its main goal is to identify, in unstructured text, contiguous typed references to real-world entities, such as persons, organizations, facilities, and locations. It is very useful as a precursor to identifying semantic relations between entities (to fill relational databases), and events (where the entities are the events' arguments).

The vast majority of NER research focuses on one language at a time, building and tuning different models for each language with monolingual data. The models have evolved from rule-based to statistical models, closely following general trends in NLP: from Winnow and Transformation-based learning, to Maximum Entropy, SVMs, and CRF-based models, voted-perceptron, to deep

*Both authors contributed equally.

neural networks, and more recently using pre-trained models on large amounts of unlabeled data (ELMo (Peters et al. 2018), BERT (Devlin et al. 2018)). However, the single-language aspect of research stayed constant, with few exceptions described later in Prior Work. Monolingual models will not be able to share resources across languages, requiring large amounts of manually labeled data in each language.

In this paper, we posit the hypothesis that it is not only possible, but certainly beneficial, to share data across different languages with the proper statistical model, even in cases where the languages are not from the same language family or using the same script. Building upon a BERT multilingual model (Devlin et al. 2018), we show that (1) a model can be built to handle multiple languages at the same time, (2) the joint model performs better than a model built on the same architecture but with only one language, and (3) the model can be used to perform *0-shot (language-wise) NER*¹ with reasonable accuracy. Such a cross-language model has many advantages in a production environment: simplified deployment and maintenance, easy scalability, the same memory/CPU/GPU footprint, and, of course, the 0-shot ability. However there are limitations to the zero-shot learning framework from the perspective of the standard train/evaluation/model selection process that 4) we attempt to overcome with several modifications which push the SOTA even further. In particular, we examine extensions to the training framework, including partial gradient updates and incorporating additional tasks such as cloze prediction and language prediction.

Prior Work

Named entity recognition and its successor, mention detection, have a vast history in NLP - a full description is beyond the scope of this paper. We will touch on the deep learning research that is directly related to the results presented here.

Collobert and Weston (2008) was the first modern approach to sequence classification, including NER, that used a convolutional neural network architecture, advancing the state-of-the-art (SotA) in English CoNLL. Lample et al.

¹Basically, a mode where the NER model performs inference on a language that it was not trained on.

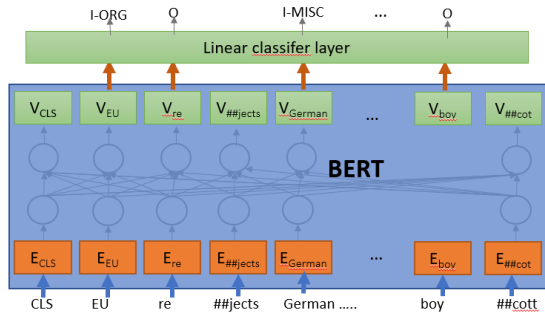


Figure 1: BERT-ML Architecture

(2016) introduced – what has become the standard baseline – Bidirectional LSTM (Bi-LSTM) networks to advance the SotA NER performance on the CoNLL datasets, building 4 models, one for each language.

2018 saw the introduction of strong language-model pre-trained models, first with ELMo (Peters et al. 2018), then with BERT (Devlin et al. 2018). Peters et al. used large amounts of unlabeled English data to train a 3-layer LSTM network with inputs from character embeddings, that are then used as input to standard Bi-LSTM networks to obtain the state-of-the-art results in many tasks. In a similar fashion, Devlin et al. (2018) trained a transformer-based architecture on large amounts of unlabeled text, with a cloze and next sentence prediction objectives, then feeding the sentence/paragraph embeddings to a linear feedforward layer, again surpassing the SotA in many tasks.

Akbik, Blythe, and Vollgraf (2018) extends the ELMo framework by computing Bi-LSTM sequences at character level for the entire sentence, then combines the token aligned pieces to feed into a bidirectional LSTM layer, together with the word embeddings, and obtaining SotA results on CoNLL and OntoNotes. The current SotA in English CoNLL’03 is obtained by (Baevski et al. 2019), who pretrain a two-tower attention model on a cloze task and then apply the resulting embedding to obtain SotA results on the GLUE tasks, and obtain 93.5 F_1 on the English CoNLL’03 dataset.

Multilingual Work There are a few recent investigations into building models that can handle multiple languages at the same time. sil (2015) trained a joint mention detection model on English and Spanish, resulting in better performance on the Spanish data. Akbik, Blythe, and Vollgraf (2018) did experiments by training Flair on all CoNLL’02 and ’03 languages and providing one model on their github page of their system, Flair Github (2019) – this system is the closest to the model described here, and we compare our models with theirs. The main difference is that our system can be easily run on a new language that doesn’t share the input script, as we will show in the experiment section.

In related work, Xie et al. (2018) aligned monolingual embeddings from English to Spanish, German, and Dutch, and then translated the English CoNLL dataset into these languages, and built a self-attentive Bi-LSTM-CRF model using the translated languages, creating 0-shot NER systems. Pires, Schlinger, and Garrette (2019) used multilingual BERT and techniques similar to our zero-shot baseline to obtain SotA numbers for zero-shot on all four CoNLL

languages.

Multi-task Learning Multi-task learning (MTL) has been used successfully across many applications of machine learning for many years now. Caruana (1997) gives a nice overview of MTL, stating: “MTL improves generalization by leveraging the domain-specific information contained in the training signals of related tasks.” MTL has also been popular in natural language processing. Collobert and Weston (2008) used MTL effectively to jointly learn various NLP tasks like part-of-speech tagging, chunking, named entity recognition, semantic role labeling, etc. by sharing a single network for the tasks. Since then there have been works implementing MTL as a hard shared network, or soft parameter sharing (Duong et al. 2015) where each task has its own model with its own parameters. The distance between the parameters of the model is then regularized in order to encourage the parameters to be similar. The BERT models are also trained using MTL, where they share one network to learn two tasks simultaneously, one a Cloze style language model and the other a model for next sentence prediction.

System	English	Spanish	German	Dutch
CoNLL’02 and ’03	88.6	81.4	72.4	77.1
Baevski et al. (2019)	93.5	-	-	-
Akbik, Blythe, and Vollgraf (2018)	93.2	-	88.2	90.4
Devlin et al. (2018)	92.6	-	-	-
Lample et al. (2016)	90.9	85.8	78.8	81.7
Flair-ML	92.2	86.6	74.9	88.9
BERT-SL (this work)	91.2	87.5	82.7	90.6
BERT-ML (this work)	91.3	87.9	83.3	91.1

Table 1: Single and multi language F_1 on CoNLL’02, CoNLL’03. Flair-ML is the system described in (Akbik, Blythe, and Vollgraf 2018), trained multilingually, available from (Github 2019).

Task and Framework

Most neural-based NER systems start building upon word embeddings that capture language use. This is usually achieved by pretraining word embeddings with various techniques, such as CBoW, skip-gram, ELMo, BERT, RoBERTa, XLNet, etc. The challenge of building on multiple languages, especially if they have different scripts, is to be able to train these word embeddings in such a way that similar words in different languages have similar representations². Ni, Dinu, and Florian (2017) used representation projection between pairs of languages (e.g. Spanish to English) to be able to use the English NER tagger on Spanish data, with moderate success, but the models themselves were not benefiting from data in both (or many) languages.

We hypothesize here that the BERT word piece embeddings are well aligned by the pretraining, so that a BERT-

²Note that the similarity here can either be standard synonymy or just task similarity. From an NER perspective “John” and “Mary” are similar.

based system will be able to successfully train on multiple languages, and will also be able to perform zero-shot inference on text from a new language. Furthermore, this approach has the great property that it will have exactly the same memory/CPU/GPU footprint, regardless of the number of languages it can do inference on.

This work is based on (Devlin et al. 2018) BERT framework, using the pretrained *bert-base-multilingual-cased* embeddings for all models. These embeddings are trained on the top 100 languages with largest Wikipedia (Google Research Github 2018). As the languages’ sizes vary, the data is sampled by using exponentially smoothed weighing to balance the language representations in the training corpus. These embeddings comprise a shared WordPiece vocabulary of 110k pieces spanning many non-European scripts including Arabic and Chinese.

We approach NER in a standard fashion: a sequence labelling task which assigns a tag to each word based on its context. Given a sentence $\{w_1, w_2, \dots, w_n\}$, we feed it to the BERT model to obtain contextual BERT embeddings for each word as $\{v_1, v_2, \dots, v_n\}$, capturing each word’s context via many attention heads in each of its layer. These embeddings are then fed to a linear feed forward layer to obtain labels $\{y_1, y_2, \dots, y_n\}$ corresponding to each word piece (see Figure 1). This entire network is trained with each epoch thereby fine-tuning the BERT embeddings for the NER task. We are using an IOB1 encoding of the entities (Tjong Kim Sang and Veenstra 1999), as it performed best in preliminary results.

We use the HuggingFace PyTorch implementation of BERT (HuggingFace github 2019) and the BERT WordPiece Tokenizer. We follow the recipe in (Devlin et al. 2018) for building named entity taggers: to convert the NER tags from tokens to word pieces, we assign the tag of the token to its first piece, then assign the special tag 'X' to all other pieces. No prediction is made for "X" tokens during training and testing. Figure 1 shows both the architecture of the proposed model, and the NER annotation style.

System	English	Arabic	Chinese
Akbik, Blythe, and Vollgraf	89.7	-	-
Clark et al.	88.8	-	-
Ghaddar and Langlais (2018)	88.0	-	-
Pradhan et al. (2013)	82.4	68.0	71.8
BERT-SL (this work)	87.9	68.7	72.9
BERT-ML (this work)	88.3	69.9	74.1
BERT-SL ^{Eng} 0-shot	87.9	10.7	65.2
BERT-ML ² 0-shot	61.0	12.6	65.6
WordPiece fertility	1.8	7.42	2.31

Table 2: Single language, multi-language and 0-shot F₁ on OntoNotes. WordPiece fertility is the average number of BERT wordpieces per token in a given language.

Experiments: Baselines

In this section, we examine our approach in the base zero-shot setting, where we use the cased multilingual BERT em-

System	German	English	Spanish	Dutch
Xie et al. (2018)	56.9	-	72.4	71.3
Pires, Schlinger, and Garrette (2019)	69.74	90.70*	73.59	77.36
BERT-SL ^{Eng} 0-shot	69.42	-	73.62	78.61
BERT-ML ³ 0-shot	70.23	72.57	77.17	79.76
CL	67.04	73.30	75.29	81.76
CL+LI	68.94	74.28	73.68	80.78
LI	71.28	73.87	75.40	80.06
PC	67.91	73.72	73.68	80.28
PC+LI	66.31	74.79	74.12	79.53

Table 3: Zero-shot F₁ scores for models trained on CoNLL languages. BERT-ML^k is the BERT-ML system trained on *k* languages. Numbers from (Pires, Schlinger, and Garrette 2019) are the from the English row in their Table 1. For details on the CL, CL+LI, LI, PC, PC+LI systems, see Section ; English numbers are not 0-shot in this setup.

beddings out of the box and only fit and fine tune it on the set of languages which are not the target language, and then evaluate on the target language.

Data and Experimental Setup

We train/evaluate our models on two datasets, CoNLL NER '02/'03 (Tjong Kim Sang 2002) and OntoNotes 5.0 (Weischedel et al. 2011). The CoNLL datasets consist of newswire data in four European languages Spanish, Dutch, English and German and is annotated with four entity types (PER, LOC, ORG, MISC).

OntoNotes 5.0 is a more challenging corpus, containing three languages that do not share scripts: Arabic, Chinese and English and contains 18 NER types.

For most experiments we use learning rate of 5^{-5} and batch size of 32 or 100 and train for 20 epochs . We tune the hyper-parameters on the development and choose the model with best F1 score on the development set. We report the test numbers on that model (the training data does not include the development test). All test numbers shown are an average of three runs. Models were trained on a desktop PC with two Nvidia 2080Ti cards; training times ranged from 0.5 to 1.5 hours.

Comparison Methods

Monolingual Training

As a baseline, we train models on all four CoNLL languages and three OntoNotes languages separately³.

Multilingual Training

We train a joint multilingual model on CoNLL data and one with the OntoNotes data. To train multilingually, we randomly mix sentences from all languages and train on them in each epoch. Both are monolingual and multilingual models are based on the same architecture, the only difference

³Only the *base* model was released for multilingual embeddings; it is not unreasonable to expect a *large* model to yield better results.

being the data used to train the model.

Zero-shot Inference

To test the power of the trained model to perform zero-shot inference, we train models, in a round-robin fashion, on three of the CoNLL languages and test on the fourth, and similarly on two OntoNotes languages and test on third.

Experimental Results and Analysis

The results for the monolingual and multilingual experiments are shown in Table 1 for CoNLL and Table 2 for Ontonotes. For both CoNLL and OntoNotes, the model that was trained on all the languages (BERT-ML) performs better than the model trained on one language at a time (BERT-SL), in all cases, showing that the BERT-ML model is able to benefit from information coming from all the languages to improve each individual language, validating our first two hypotheses: that we can effectively build a multi-language model, and that it performs better than individual models. Relative to other published results, the Bert-ML CoNLL model obtains SotA results for Spanish and Dutch and is ranked second for German, and the Bert-ML OntoNotes model obtains SotA for Chinese and Arabic and is ranked third for English. Also, note that the BERT-ML model performs better than the Flair-ML model, except for English, in spite of the fact that the size/architecture of the former is the same as for every language⁴⁵.

To validate the third hypothesis, Table 3 shows the results for the zero-shot experiments. The BERT-ML system obtains good results on Spanish, German, and Dutch (CoNLL) and Chinese (OntoNotes), without seeing any training data in that language. For the CoNLL languages, the performance is very close with the results of the top systems participating in the original competitions, on Dutch being 2F higher than the winning system. Also shown in the Table are the (previous) SotA result in 0-shot cross language NER on CoNLL. The BERT-SL model trained on English alone has good performance across the board.

For OntoNotes, Table 2, among all the languages, Arabic does not perform great in a 0-shot scenario - one only gets 12.6F. Looking at the wordpiece dictionary in the BERT tokenizer, we found out that Arabic is not well represented. As we show in the last row, one Arabic token gets split into 7.42 word pieces on average, while all other languages are in a range of 1.8-2.5. This has a damaging effect due to lengthening of the tokens, resulting in significantly worse behavior in Arabic than in the other languages. Despite this, the model is still able to incorporate information from English and Chinese, when trained together, and improve 1.2F over the Arabic only model.

⁴The Flair-ML model grows linearly with each added language, due to needing the word embeddings from that language.

⁵We realize that the English performance is lower than reported in (Devlin et al. 2018). Despite our best efforts, we were not able to replicate that performance, or even find other reported success in the community in replicating the 92.4/92.8 numbers, though many other unsuccessful attempts were reported, which leads us to believe that parts of the system were not fully described.

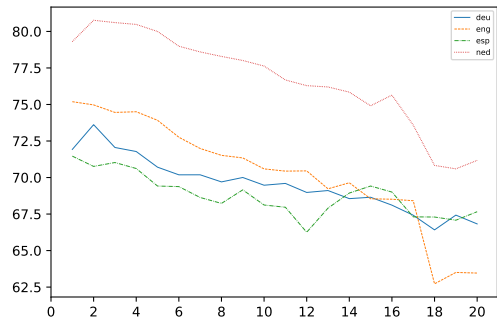


Figure 2: Performance of zero-shot BERT multilingual over epochs on CoNLL dev by target language. Average of 5 runs

#frz	German	English	Spanish	Dutch
-1	77.28	77.36	75.87	82.41
5	79.06	77.78	74.42	83.58
7	77.92	79.38	73.48	83.21
11	67.87	72.41	69.58	78.40
12	53.84	63.43	58.86	66.14

Table 4: Cased multilingual zero shot on CONLL development data. #frz corresponds to number of frozen layers during training. -1 is where nothing is frozen and is the standard setting. 0 is where only the embedding is frozen. 1 is embedding and first layer is frozen and so forth. 12 is where all bert layers are frozen and only the output layer is tuned.

Discussion: Zero-shot

The results in table 3 for BERT-ML 0-shot on the CoNLL data are impressive, especially given the fact that no annotated data in the respective target languages are used. However, when we examine the performance of these models on the respective development data sets over the training epochs, a peculiar picture emerges (Fig. 2). Considering the case where the target language is English while training the model using the Dutch, German and Spanish labeled data, we evaluate on the CoNLL English development set after every epoch. Averaging the overall F-score over five runs, we clearly see a downward trend of the F-score as training progresses. This is outside the norm for most statistical learning problems with labeled data, where we expect to see gradual increases in the F-score as learning progresses and then possibly a plateau and not the continued downward trajectory seen in this graph.

One reason for why this might be happening stems from our initial hypothesis, that the multilingual BERT embeddings are well-aligned. But it might be that this is true only at the beginning before we begin finetuning the BERT model. While finetuning on the labeled data, overtraining relative to the target language occurs much sooner than in standard settings. This makes sense because we are actually not doing any training with the target language and thus the learning

#frz	German	English	Spanish	Dutch
-1	70.34	72.57	77.17	79.76
3	72.44	73.61	76.53	83.35
7	71.28	76.20	75.50	81.01
11	59.20	69.20	70.72	75.05
12	43.45	59.28	58.43	64.17

Table 5: Zero-shot BERT multilingual on CoNLL TEST data. #frz corresponds to number of frozen layers during training. -1 is where nothing is frozen and is the standard setting. 0 is where only the embedding is frozen. 1 is embedding and first layer is frozen and so forth. 12 is where all bert layers are frozen and only the output layer is tuned.

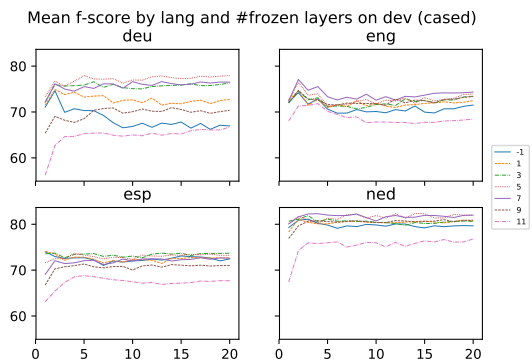


Figure 3: Zero-shot BERT multilingual on CoNLL dev by language and epoch and number of frozen layers. Only odd frozen layers. Average of 5 runs

objective for the languages we (hypothetically) have labels for is dissociated from the goal we have in mind, which is to do well in NER on the target language.

To overcome this pathology in the F-score trajectory over epochs, we propose two training enhancements. The first is to limit learning to a subset of the BERT transformer architecture, i.e. to freeze 1 or more of the lower layers of the transformer during learning such that no back-propagation and updates occur on these lower layers. The second is to incorporate the target language in an unsupervised manner to enable transfer learning for the target language while also simultaneously optimizing the model for the languages where we do have labeled data.

Experiments: partial updates

To overcome the pathological trajectory of the overall F-score as seen in Figure 2, we propose freezing the lower layers of the BERT transformer architecture during learning so that they are not updated during training.⁶ We see this as a form of model regularization, and we conjecture that this is particularly useful in the zero-shot setting where

⁶Dropout is also switched to evaluation mode in the corresponding layers

the goal is to train an NER model on certain languages and to apply it to other languages that the model is not trained on. The underlying BERT representation will partially be the same as when it was trained on the multilingual Cloze task/consequent sentence prediction, while also partially being fit to the NER task.

We can see this conjecture bear out in Figure 3. The actual numerical results are presented in Table 4 for CoNLL dev and table 5 for CoNLL test.

During training, we freeze any of $-1, 0, 1, \dots, 12$ layers. Freezing -1 layer is identical to the baseline multilingual zero-shot learning setting in Section where nothing is frozen and everything is updated as in (Devlin et al. 2018). Freezing 0 layers means only the BERT embedding layer is frozen and none of the actual BERT layers are frozen. Freezing $1 \dots 12$ layers means that the embedding layer as well as the lowest $1 \dots 12$ layers are frozen during training and are not updated. The multilingual BERT embeddings use a 12 layer transformer. So when we freeze the lowest, say, 3 layers, only the subsequent layers from the fourth layer and on get updated as according the update regimen specified in (Devlin et al. 2018).

In fig. 3, we show only the f-score plots for odd numbers of frozen layers ($-1, 1, \dots, 11$) to reduce clutter. Focusing on the solid blue lines which correspond to the base zero-shot setting, the pathological behavior is most clearly visible in the German (deu) setting. However, when 1, 3, \dots 11 layers are frozen, the plots of the f-scores stabilize and no longer decrease as learning progresses. The most stable trajectory occurs when 11 layers are frozen but underperform relative to when fewer layers are frozen.⁷

Tables 4 and 5 select and show some of the more interesting results when layers are frozen rather than showing results for all possible $-1, 0, \dots, 12$ frozen layers. For both the dev and the test, we show that the best results are obtained when some layers are frozen with German, English and Dutch. Spanish is anomalous in this sense where no amount of freezing can outperform no freezing (i.e. -1). Furthermore, the scores for Spanish test are higher than for Spanish dev, which is highly unusual in that validation development scores are generally higher than held out test scores for most models. On dev, German performs best when 5 layers are frozen, English 7, and Dutch 5. On test, German performs best when 3 layers are frozen, English 7 and Dutch 3. #frz 11 and 12 are presented in the tables to show that having too few layers to tune is detrimental in the zero-shot setting. Freezing 12 layers is analogous to the "feature based approach" in (Devlin et al. 2018) where only the output layer is tuned for the CoNLL English task. There, the authors were able to achieve 91 f-score on the dev set without any fine tuning. Nonetheless, achieving 63.43 f-score for English (table 4 when only the output layer is tuned on languages that are NOT English is still remarkable. This strongly supports our assumption that multilingual BERT is well-aligned and seems to generate a common representation for the 100+ language in a shared space.

⁷though not shown in these graphs, freezing all 12 layers creates the most stable learning graph but with the lowest performance

model	#frz	German	English	Spanish	Dutch
ML	-1	70.34	72.57	77.17	79.76
	8	69.94	74.29	75.19	80.60
CL	-1	67.04	73.30	75.29	81.76
	8	67.37	73.03	73.11	81.23
CL+LI	-1	68.94	74.28	73.68	80.78
	8	66.16	74.42	73.85	79.97
LI	-1	71.28	73.87	75.40	80.06
	8	72.25	74.91	72.59	80.40
PC	-1	67.91	73.72	73.68	80.28
	8	67.29	75.68	73.37	79.95
PC+LI	-1	66.31	74.79	74.12	79.53
	8	65.47	74.79	73.59	80.35

Table 6: CoNLL test results using ML, LI, CL, CL+LI and different frozen layers. It is possible that better numbers can be achieved with fewer than 8 frozen layers. The best results seem to occur around 3 frozen layers given table 5 but 8 frozen layers were chosen based on earlier, undiscussed experiments using uncased multilingual BERT with English.

Experiments: Multi-task Learning

Another possible solution to overcome the decreasing plot of the overall F-score as seen in Figure 2 is to pose zero-shot learning as a multitask learning problem. Under the zero-shot assumption, we do not have any labeled data in the target language(s). However, it is reasonable to assume that we have raw unlabeled data in the target language and that we also know what languages the data is coming from. This allows us to utilize (1) the raw tokens in the target language and (2) the name of the target language.

Thus, we propose three additional tasks on top of the NER problem. Let $(x_i^l, y_i^l), i \in \{1..n^l\}$ be the NER training data for language $l \in \{1..L\}$ for the L languages where we have training data. Let $x_i^u, i \in \{1..n^u\}$ be the unlabeled raw sentences for language $u \in \{1..U\}$ for the U languages where we do not have labeled data.

The training objective for the baseline zero-shot learning problem can be stated as follows:

$$L(D_L) = \frac{1}{N} \sum_l \sum_i^{n^l} \ell(h^\theta(x_i^l), y_i^l)$$

where L is the total loss to minimize, D_L is the labeled training data, N is the total number of training instances, ℓ is the standard cross entropy loss and h^θ is the softmax output of the BERT encoding and a feed-forward layer and its associated parameters θ .

Language ID (LI)

In the language ID (LI) multitask learning setting, we add a secondary objective to identify the language of the unlabeled data. The target language data is only used in the language identification task. We use the dedicated initial classification token in BERT (' [CLS] ') as the locus of the language ID layer. We use the cross-entropy loss for the language ID. We

sum this loss with the baseline sequence prediction loss.

$$L_{LI}(D_U) = \frac{1}{N_U} \sum_u \sum_i^{n^u} \ell(h_{li}^\theta(x_i^u), u)$$

where D_U is the set of unlabeled data, N_U is the total number of unlabeled instances, h_{li}^θ is the output of the BERT embedding and a feed-forward layer for sentence classification along with the associated parameters θ . Thus the loss function to minimize becomes

$$L_{LI}(D_U) + L(D_L)$$

Cloze task (CL)

A second variant is the Cloze task (CL) multitask learning objective, where we add a secondary objective of language modeling to predict masked input wordpieces in the sentences of the target language as is used in the original BERT training objective (Devlin et al. 2018). The target language data has a subset of its input wordpieces arbitrarily masked and the goal is to predict these masked wordpieces. We use the cross-entropy loss for the Cloze task. We sum this loss with the baseline sequence prediction loss.

$$L_{CL}(D_U) = \frac{1}{N_U} \sum_u \sum_i^{n^u} \ell(h_{cl}^\theta(m_p(x_i^u)), \hat{m}(x_i^u))$$

where h_{cl}^θ is the output of the BERT embedding and a feed-forward layer for wordpiece prediction along with the associated parameters θ . m_p is a randomized masking function with a masking probability of p , and \hat{m} is the associated output selection function which selects the original wordpieces which had been masked to the loss function. The loss function to minimize becomes

$$L_{CL}(D_U) + L(D_L)$$

Predictive Cloze task (PC)

The final variant is what we call the predictive Cloze task (PC) where we add a secondary objective to do a non-arbitrary Cloze task on the target language data. Note that the NER model h^θ with the original set of parameters can be switched to decode input tokens at any moment during training. During training, we use the output of the trained sequence labeler thus far to decode the target language data. We mask the input wordpieces corresponding to the spans of predicted entities and the goal is to predict these masked tokens. We use the cross-entropy loss for the predictive Cloze task. We sum this loss with the baseline sequence prediction loss.

$$L_{PC}(D_U) = \frac{1}{N_U} \sum_u \sum_i^{n^u} \ell(h_{pc}^\theta(m(x_i^u), h^\theta(x_i^u)), \hat{m}(x_i^u), h^\theta(x_i^u)))$$

where D_U is the set of unlabeled data, N_U is the total number of unlabeled instances, h_{pc}^θ is the output of the BERT embedding and a feed-forward layer for wordpiece prediction along with the associated parameters θ . m is a masking

function which takes as input both the unlabeled text x_i^u and the output of the NER decoder $h^\theta(x_i^u)$ to generate a masked input sequence over x_i^u , and \hat{m} is the associated output selection function which selects the original wordpieces which had been masked by m to the loss function.

Combinations of secondary tasks

In addition to the tasks laid out above, we consider settings where we combine the language ID (LI) task with either the Cloze (CL+LI) task or the predictive Cloze (PC+LI) task. By increasing the number of tasks for the challenge and thus increasing indirect regularization, we examine whether these further improve performance over the zero-shot setting.

Experiment details

In actual experiments, minibatch updates were used rather than batch updates as implied in the above formulations. Due to the much heavier memory requirements brought on by the Cloze language modeling tasks, we reduce the maximum sequence length for the input sequences to 64. However, rather than truncating sentences and discarding the remainder, we segment long input sequences into smaller, overlapping sequences (with overlap size of 8) such that no training data is discarded. We use a masking probability $p = 0.15$ as in the original BERT paper for the CL task.

All experiment results are averages over 5 runs with 5 different seeds. In terms of model selection for decoding the test data, the model with the best overall f-score on the respective development data was selected for each target language setting and seed.

Experiment results

We present results on the CoNLL test data for the above secondary tasks in table 6. Here, the -1 value in the #frz columns denote that no layers are frozen during training and are equivalent to the standard setting. At least for Dutch and English, we see that CL, CL+LI, LI, PC help as secondary tasks and improve over the ML(-1) baseline. However, there are no secondary tasks that help for Spanish. And only the LI task helps German.

Next, we examine when 8 layers are frozen and the picture is mixed. For English, it helps with ML, LI, PC but doesn't seem to cause harm in the other cases. For Spanish, freezing 8 layers always hurts. For German and Dutch, there is no straightforward conclusion.

Single-language zero-shot We also examine a combination of training a single language, namely CoNLL English and then assuming that there are no labeled data for Dutch, German and Spanish in Table 7.⁸

The results are presented analogously to Table 6. The ML settings corresponds to the standard zero-shot setting but where the labeled training data comes from just one language. Here, the best scores occur when 3 layers are frozen.

⁸We were unable to obtain results for certain settings where no BERT layers were frozen, i.e. the #frz= -1 setting due to computational constraints.

Model	#frz	German	Spanish	Dutch
ML	-1	69.42	73.62	78.61
	3	71.42	75.67	80.38
	6	70.16	73.74	78.20
	8	65.45	73.14	77.05
	12	34.68	53.72	52.56
CL	6	67.71	72.08	76.92
	8	65.88	72.06	77.06
CL+LI	6	70.41	73.03	77.07
	8	61.47	71.80	74.87
LI	-1	69.83	72.26	74.47
	6	65.65	72.91	76.37
	8	68.90	73.92	77.92
PC	6	68.76	73.34	79.28
	8	67.02	73.27	76.82
PC+LI	6	60.07	72.16	76.86
	8	64.16	73.22	76.06

Table 7: Single language zero shot with English CoNLL on test using cased multilingual

Because we do not have results for when #frz= -1 in the secondary tasks except for LI, it is difficult to say how they compare. However, it is possible to find settings where the -1 #frz layer ML baseline is beaten, for example the 6 #frz layer PC setting for Dutch, or the 8 #frz layer LI setting for Spanish, or the 6 #frz layer CL+LI setting for German.

Conclusion

In this paper we present a simple and effective recipe of building multilingual NER systems with BERT. By utilizing a multilingual BERT framework, we were able to not only train a system that can perform inference on English, German, Spanish, and Dutch languages, but it performs better than the same model trained only on one language at a time, and also is able to perform 0-shot inference. The resulting model yields SotA results on CoNLL Spanish and Dutch, and on OntoNotes Chinese and Arabic datasets. In addition, the English trained model yields SotA results for 0-shot languages for Spanish, Dutch, and German NER, improving it by a range of 2.4F to 17.8F. Finally, the runtime signature (memory/CPU/GPU) of the model is the same as the models built on single languages, significantly simplifying its life-cycle maintenance.

We have shown that pretrained multilingual BERT embeddings can be used effectively in an unsupervised manner while harnessing annotated data outside the target language. Furthermore, it is easy to extend this approach through either partial gradient updates or the use of Cloze tasks and other unsupervised joint tasks to gain further improvements.

References

Akbik, A.; Blythe, D.; and Vollgraf, R. 2018. Contextual string embeddings for sequence labeling. In *Proceedings of the 27th International Conference on Computational Lin-*

- guistics, 1638–1649. Santa Fe, New Mexico, USA: Association for Computational Linguistics.
- Baevski, A.; Edunov, S.; Liu, Y.; Zettlemoyer, L.; and Auli, M. 2019. Cloze-driven pretraining of self-attention networks. *CoRR* abs/1903.07785.
- Caruana, R. 1997. Multitask learning. *Machine Learning* 28:41–75.
- Clark, K.; Luong, M.-T.; Manning, C. D.; and Le, Q. 2018. Semi-supervised sequence modeling with cross-view training. In *Proceedings of the 2018 Conference on Empirical Methods in Natural Language Processing*, 1914–1925. Brussels, Belgium: Association for Computational Linguistics.
- Collobert, R., and Weston, J. 2008. A unified architecture for natural language processing: deep neural networks with multitask learning. In *Proceedings of International Conference on Machine Learning*.
- Devlin, J.; Chang, M.; Lee, K.; and Toutanova, K. 2018. BERT: pre-training of deep bidirectional transformers for language understanding. *CoRR* abs/1810.04805.
- Duong, L.; Cohn, T.; Bird, S.; and Cook, P. 2015. Low resource dependency parsing: Cross-lingual parameter sharing in a neural network parser. In *ACL*.
- Ghaddar, A., and Langlais, P. 2018. Robust lexical features for improved neural network named-entity recognition. In *Proceedings of the 27th International Conference on Computational Linguistics*, 1896–1907. Santa Fe, New Mexico, USA: Association for Computational Linguistics.
- GitHub, Z. R. 2019. very simple framework for state-of-the-art natural language processing (nlp). <https://github.com/zalandoresearch/flair>.
- Google Research Github. 2018. Tensorflow code and pre-trained models for bert. <https://github.com/google-research/bert>.
- HuggingFace github. 2019. The Big-&-Extending-Repository-of-Transformers: Pretrained PyTorch models for Google’s BERT, OpenAI GPT & GPT-2, Google/CMU Transformer-XL. <https://github.com/huggingface/pytorch-pretrained-BERT>.
- Lample, G.; Ballesteros, M.; Subramanian, S.; Kawakami, K.; and Dyer, C. 2016. Neural architectures for named entity recognition. *CoRR* abs/1603.01360.
- Ni, J.; Dinu, G.; and Florian, R. 2017. Weakly supervised cross-lingual named entity recognition via effective annotation and representation projection. In *Proceedings of the 55th Annual Meeting of the Association for Computational Linguistics (Volume 1: Long Papers)*, 1470–1480. Vancouver, Canada: Association for Computational Linguistics.
- Peters, M. E.; Neumann, M.; Iyyer, M.; Gardner, M.; Clark, C.; Lee, K.; and Zettlemoyer, L. 2018. Deep contextualized word representations. *CoRR* abs/1802.05365.
- Pires, T.; Schlinger, E.; and Garrette, D. 2019. How multilingual is multilingual BERT? In *Proceedings of the 57th Annual Meeting of the Association for Computational Linguistics*, 4996–5001. Florence, Italy: Association for Computational Linguistics.
- Pradhan, S.; Moschitti, A.; Xue, N.; Ng, H. T.; Björkelund, A.; Uryupina, O.; Zhang, Y.; and Zhong, Z. 2013. Towards robust linguistic analysis using OntoNotes. In *Proceedings of the Seventeenth Conference on Computational Natural Language Learning*, 143–152. Sofia, Bulgaria: Association for Computational Linguistics.
2015. *Proceedings of the 2015 Text Analysis Conference, TAC 2015, Gaithersburg, Maryland, USA, November 16-17, 2015, 2015*, NIST.
- Tjong Kim Sang, E. F., and Veenstra, J. 1999. Representing text chunks. In *Proceedings of EACL’99*.
- Tjong Kim Sang, E. F. 2002. Introduction to the conll-2002 shared task: Language-independent named entity recognition. In *Proceedings of the 6th Conference on Natural Language Learning - Volume 20, COLING-02*, 1–4. Stroudsburg, PA, USA: Association for Computational Linguistics.
- Weischedel, R.; Hovy, E.; Marcus, M.; Palmer, M.; Belvin, R.; Pradhan, S.; Ramshaw, L.; and Xue, N. 2011. *OntoNotes: A Large Training Corpus for Enhanced Processing*.
- Xie, J.; Yang, Z.; Neubig, G.; Smith, N. A.; and Carbonell, J. 2018. Neural cross-lingual named entity recognition with minimal resources. In *Proceedings of the 2018 Conference on Empirical Methods in Natural Language Processing*, 369–379. Brussels, Belgium: Association for Computational Linguistics.