

Completeness of algebraic ZX-calculus over arbitrary commutative rings and semirings

Quanlong Wang

Department of Computer Science, University of Oxford
Cambridge Quantum Computing Ltd.

Abstract

ZX-calculus is a strict mathematical formalism for graphical quantum computing which is based on the field of complex numbers. In this paper, we extend its power by generalising ZX-calculus to such an extent that it is universal both in an arbitrary commutative ring and in an arbitrary commutative semiring. Furthermore, we follow the framework of [14] to prove respectively that the proposed ZX-calculus over an arbitrary commutative ring (semiring) is complete for matrices over the same ring (semiring), via a normal form inspired from matrix elementary operations such as row addition and row multiplication. This work could lead to various applications including doing elementary number theory in string diagrams.

1 Introduction

The ZX-calculus was introduced by Coecke and Duncan [3] as a graphical language for quantum computing, especially for quantum circuits [6]. The core part of ZX-calculus is a pair of spiders (based on the quantum Z observable and X observable) with strong complementarity [4]. As a graphical language with string diagrams, the ZX-calculus is quite intuitive. Moreover, it is also mathematically strict: the ZX-calculus dwells in a compact closed category as well as being a PROP [11], thus it is usually presented in terms of generators and rewriting rules.

Until now, the ZX-calculus has been focused on the particular algebraic object \mathbb{C} : rewriting of ZX-calculus diagrams corresponds to algebraic operations on matrices over the field of complex numbers. On the other hand, the ZW-calculus, another graphical language for quantum computing [7], has been generalised to arbitrary commutative rings by Amar Hadzihasanovic [8] [9]. This generalisation has brought forth applications in the proof of completeness of ZX-calculus for some fragments of quantum computing [10] [12]. Therefore, it is natural to ask whether ZX-calculus can also be generalised to arbitrary commutative rings, or even more broadly, to arbitrary commutative semirings.

In the case of the ZX-calculus over an arbitrary commutative ring \mathcal{R} , we can not have the same Hadamard node such as used in [3], due to lack of element like $\frac{1}{\sqrt{2}}$ in a

general commutative ring. Similarly, for arbitrary commutative rings, we can not have the exactly same red spiders as usual. In the case of the ZX-calculus over an arbitrary commutative semiring \mathcal{S} , we even can not have a Hadamard node, since there is no negative element now. For the same reason, we do not have an inverse of the triangle node. The red spider for the semiring case is the same as that of the ring case.

In this paper, based on the framework as given in [13], we describe generalisations of ZX-calculus over arbitrary commutative rings and arbitrary commutative semirings respectively, by giving the corresponding generators and rewriting rules. Furthermore, following [14], we give the proof of completeness for ZX-calculus over arbitrary commutative rings and semirings. The key idea here is to use a normal form presented in [14] based on elementary matrix operations. For the sake of simplicity, we only give details of proofs which don't hold for general commutative rings. As one can imagine, this work paves the way for various applications including doing elementary number theory in string diagrams.

2 ZX-calculus over commutative rings

The ZX-calculus is based on a compact closed PROP [11], which is a strict symmetric monoidal category whose objects are generated by one object, with a compact structure [5] as well. Each PROP can be described as a presentation in terms of generators and relations [2].

Since now we are working over an arbitrary commutative ring \mathcal{R} , we won't expect to have the same Hadamard node such as used in [3]. Instead, we work in the framework as presented in [13], and use a Hadamard node whose corresponding matrix is scalar-free (each element is either 1 or -1 in the Hadamard matrix). For the same reason, we use a scalar-free red spider as a generator, with all the coefficients of the terms being 1 in the summation which represents the corresponding map of the red spider. Already having this, we can give the generators of ZX-calculus over \mathcal{R} in the following table. Note that through out this abstract all the diagrams should be read from top to bottom.

$R_{Z,a}^{(n,m)} : n \rightarrow m$		$R_X^{(n,m)} : n \rightarrow m$	
$H : 1 \rightarrow 1$		$\sigma : 2 \rightarrow 2$	
$\mathbb{I} : 1 \rightarrow 1$		$P : 1 \rightarrow 1$	
$C_a : 0 \rightarrow 2$		$C_u : 2 \rightarrow 0$	
$T : 1 \rightarrow 1$		$T^{-1} : 1 \rightarrow 1$	

Table 1: Generators of ZX-calculus, where $m, n \in \mathbb{N}$, $a \in \mathcal{R}$.

There is a standard interpretation $\llbracket \cdot \rrbracket$ for the ZX diagrams over \mathcal{R} :

$$\left[\left[\begin{array}{c} n \\ \vdots \\ \text{green square} \\ \vdots \\ m \end{array} \right] \right] = |0\rangle^{\otimes m} \langle 0|^{\otimes n} + a |1\rangle^{\otimes m} \langle 1|^{\otimes n}, \quad \left[\left[\begin{array}{c} n \\ \vdots \\ \text{red circle} \\ \vdots \\ m \end{array} \right] \right] = \sum_{\substack{i_1, \dots, i_m, j_1, \dots, j_n \in \{0,1\} \\ i_1 + \dots + i_m \equiv j_1 + \dots + j_n \pmod{2}}} |i_1, \dots, i_m\rangle \langle j_1, \dots, j_n|$$

$$\left[\left[\begin{array}{c} \text{yellow square} \\ | \end{array} \right] \right] = \begin{pmatrix} 1 & 1 \\ 1 & -1 \end{pmatrix}, \quad \left[\left[\begin{array}{c} \text{yellow triangle} \\ | \end{array} \right] \right] = \begin{pmatrix} 1 & 1 \\ 0 & 1 \end{pmatrix}, \quad \left[\left[\begin{array}{c} \text{yellow triangle}^{-1} \\ | \end{array} \right] \right] = \begin{pmatrix} 1 & -1 \\ 0 & 1 \end{pmatrix}, \quad \left[\left[\begin{array}{c} \text{red circle} \\ | \end{array} \right] \right] = \begin{pmatrix} 0 & 1 \\ 1 & 0 \end{pmatrix}, \quad \left[\left[\begin{array}{c} | \\ | \\ | \end{array} \right] \right] = \begin{pmatrix} 1 & 0 \\ 0 & 1 \end{pmatrix},$$



$$\left[\left[\begin{array}{c} \text{crossing} \end{array} \right] \right] = \begin{pmatrix} 1 & 0 & 0 & 0 \\ 0 & 0 & 1 & 0 \\ 0 & 1 & 0 & 0 \\ 0 & 0 & 0 & 1 \end{pmatrix}, \quad \left[\left[\begin{array}{c} \text{arc} \end{array} \right] \right] = \begin{pmatrix} 1 \\ 0 \\ 0 \\ 1 \end{pmatrix}, \quad \left[\left[\begin{array}{c} \text{arc} \end{array} \right] \right] = (1 \ 0 \ 0 \ 1), \quad \left[\left[\begin{array}{c} \vdots \\ \vdots \\ \vdots \end{array} \right] \right] = 1,$$

$$\llbracket D_1 \otimes D_2 \rrbracket = \llbracket D_1 \rrbracket \otimes \llbracket D_2 \rrbracket, \quad \llbracket D_1 \circ D_2 \rrbracket = \llbracket D_1 \rrbracket \circ \llbracket D_2 \rrbracket,$$

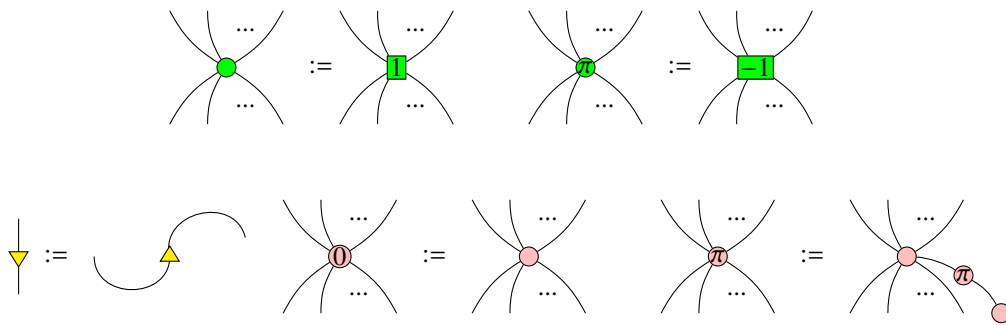
where

$$a \in \mathcal{R}, \quad |0\rangle = \begin{pmatrix} 1 \\ 0 \end{pmatrix}, \quad \langle 0| = (1 \ 0), \quad |1\rangle = \begin{pmatrix} 0 \\ 1 \end{pmatrix}, \quad \langle 1| = (0 \ 1), \quad \begin{array}{c} \vdots \\ \vdots \\ \vdots \end{array}$$

denotes the empty diagram.

Remark 2.1 If $\mathcal{R} = \mathbb{C}$, then the interpretation of the red spider we defined here is just the normal red spider [3] written in terms of computational basis with all the coefficients being 1. To see this, one just need to notice that the red spider can be generated by the monoid pair (and its flipped version)   corresponding to matrices $\begin{pmatrix} 1 & 0 & 0 & 1 \\ 0 & 1 & 1 & 0 \end{pmatrix}$ and $\begin{pmatrix} 1 \\ 0 \end{pmatrix}$ respectively, which means the red spider defined in this way is the same as the normal red spider (see e.g. [3]) up to a scalar depending on the number of inputs and outputs of the spider.

For simplicity, we make the following conventions:



Now we give rules for ZX-calculus over \mathcal{R} .

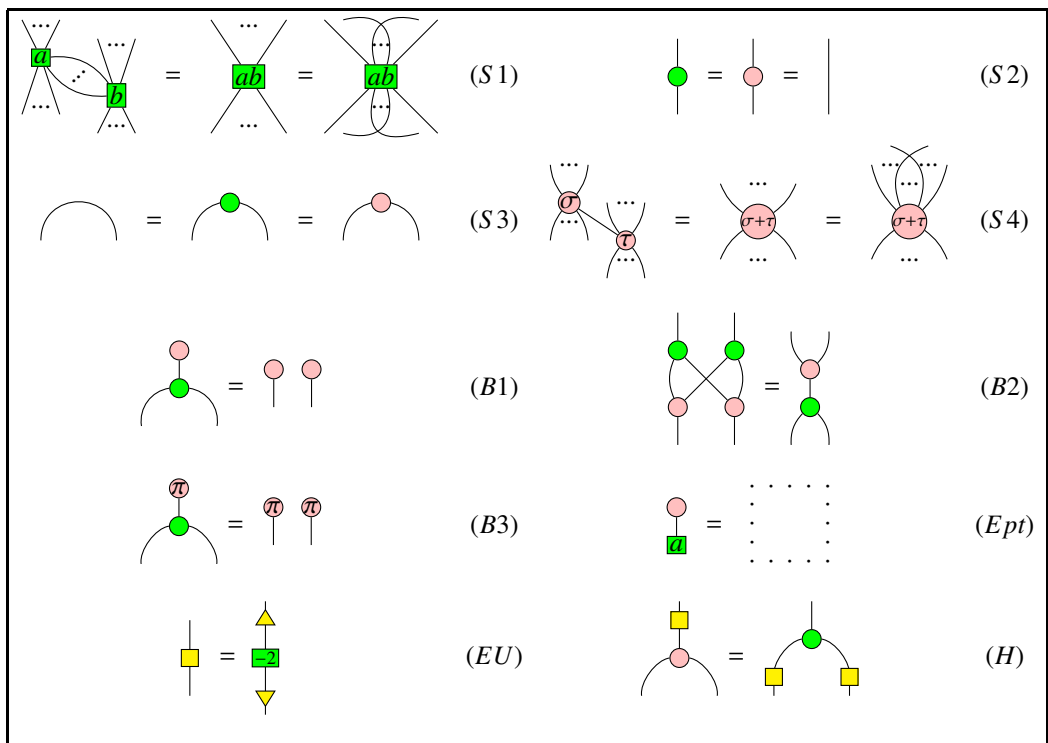


Figure 1: ZX rules I, over an arbitrary commutative ring \mathcal{R} , $a, b \in \mathcal{R}$, $\sigma, \tau \in \{0, \pi\}$, $+$ is a modulo 2π addition in (S4). The upside-down flipped versions of the rules are assumed to hold as well.

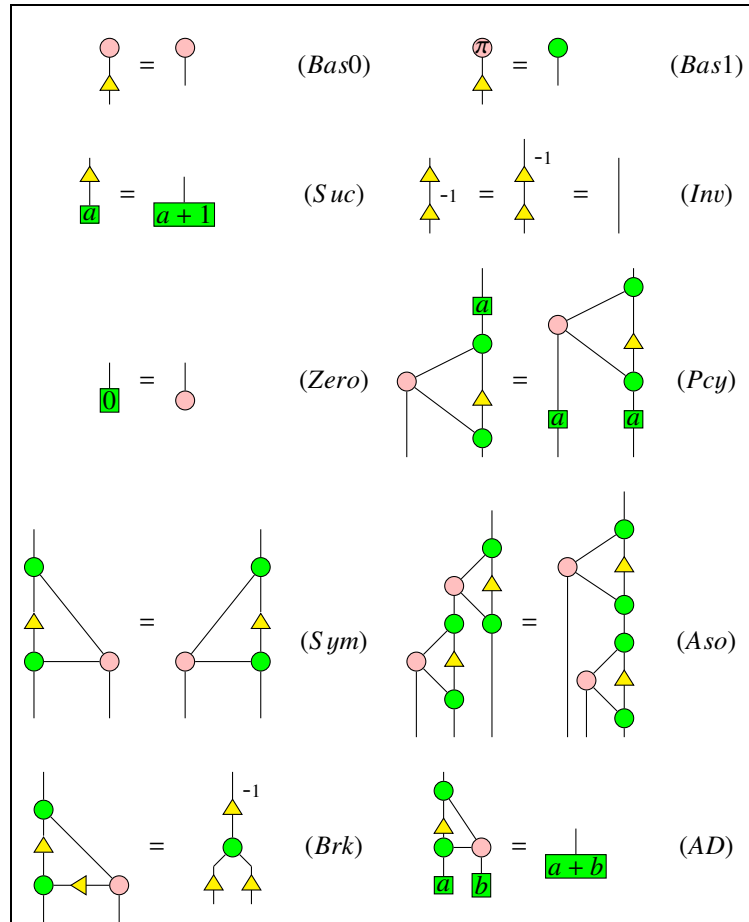


Figure 2: ZX rules II, over an arbitrary commutative ring \mathcal{R} , $a, b \in \mathcal{R}$, the upside-down flipped versions of the rules are assumed to hold as well.

It is a routine check that these rules are sound in the sense that they still hold under the standard interpretation $\llbracket \cdot \rrbracket$.

3 Simple derivable equalities for commutative rings

In this section, we list equalities from algebraic rules in Figure 1. Some equalities have been essentially derived in [14], we just list them without giving the proof if it still holds in the case of rings. For simplicity, we give two denotations as follows:

(1)

Clearly, they have the following relation

(2)

Lemma 3.1 [13]

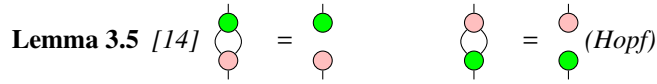
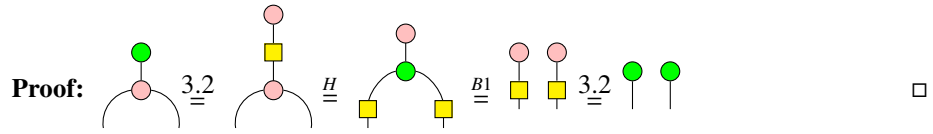
Lemma 3.2

Proof: □

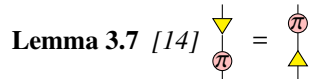
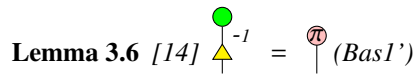
Lemma 3.3

Proof: □

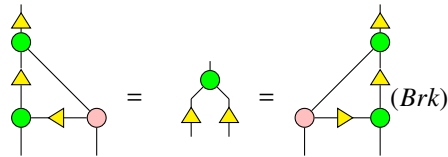
Lemma 3.4



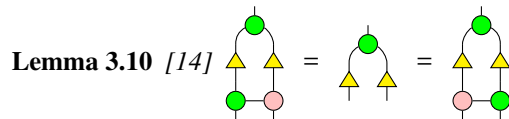
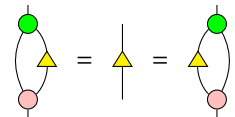
The first equality is proved in [14] which is also valid here. The second equality follows from the first one by taking transpose on both sides.



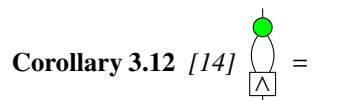
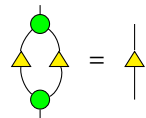
Lemma 3.8 [14]



Lemma 3.9 [14]



Lemma 3.11 [14]



Lemma 3.13 [14]

$$\text{Diagram 1} = \text{Diagram 2} = \text{Diagram 3} \quad (3)$$

Lemma 3.14 [14]

$$\text{Diagram 1} = \text{Diagram 2} = \text{Diagram 3} \quad (4)$$

Lemma 3.15 [1]

$$\text{Diagram 1} = \text{Diagram 2}$$

Lemma 3.16

$$\text{Diagram 1} = \text{Diagram 2} \quad (B3)$$

Proof:

$$\text{Diagram 1} \stackrel{3.3}{=} \text{Diagram 2} \stackrel{H}{=} \text{Diagram 3} \stackrel{B3}{=} \text{Diagram 4} \stackrel{3.3}{=} \text{Diagram 5}$$

We also call this equality (B3). □

Lemma 3.17 [14] Suppose $m \geq 0$. Then

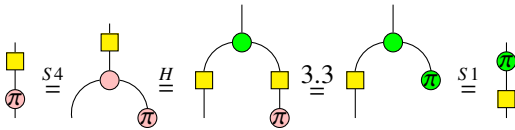
$$\text{Diagram 1} = \text{Diagram 2} \quad (\text{Pic})$$

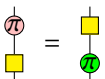
Proof:

$$\text{Diagram 1} \stackrel{3.15}{=} \text{Diagram 2} \stackrel{B1}{=} \text{Diagram 3} \stackrel{3.2}{=} \text{Diagram 4} \stackrel{Ept}{=} \text{Diagram 5} \stackrel{B2}{=} \text{Diagram 6} \stackrel{B3}{=} \text{Diagram 7} \stackrel{S1}{=} \text{Diagram 8}$$

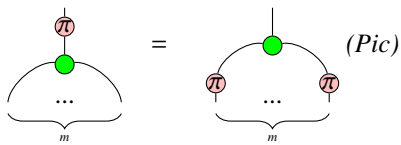
The general case follows directly from the above two special cases. □

Lemma 3.18 

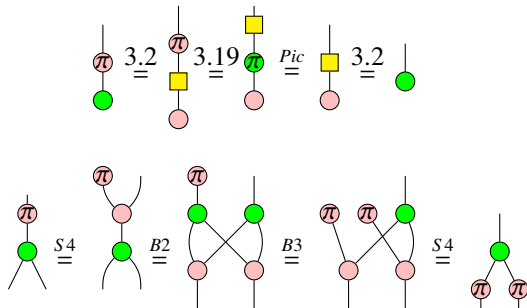
Proof:  □

Corollary 3.19 

Proof: This can be obtained from lemma 3.18 by transpose on both sides. □

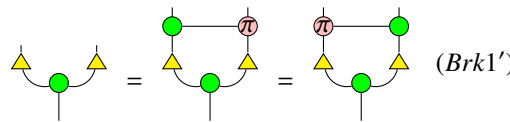
Lemma 3.20 [14] Suppose $m \geq 0$. Then  (Pic)

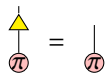
Proof:

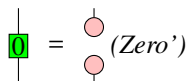


The general case follows directly from the above two special cases. We also call this equality (Pic) for convenience. □

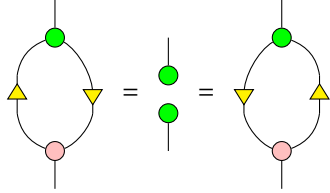
Corollary 3.21 [14]

 (5)

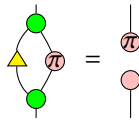
Lemma 3.22 [14] 

Lemma 3.23 [14]  (Zero')

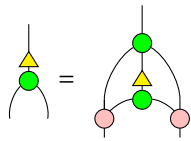
Lemma 3.24 [14]



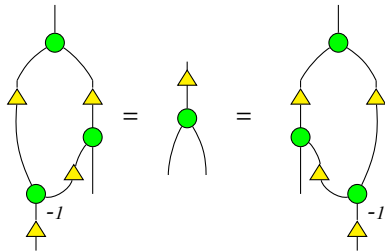
Lemma 3.25 [14]



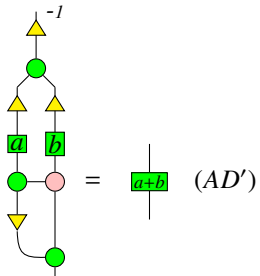
Lemma 3.26 [14]



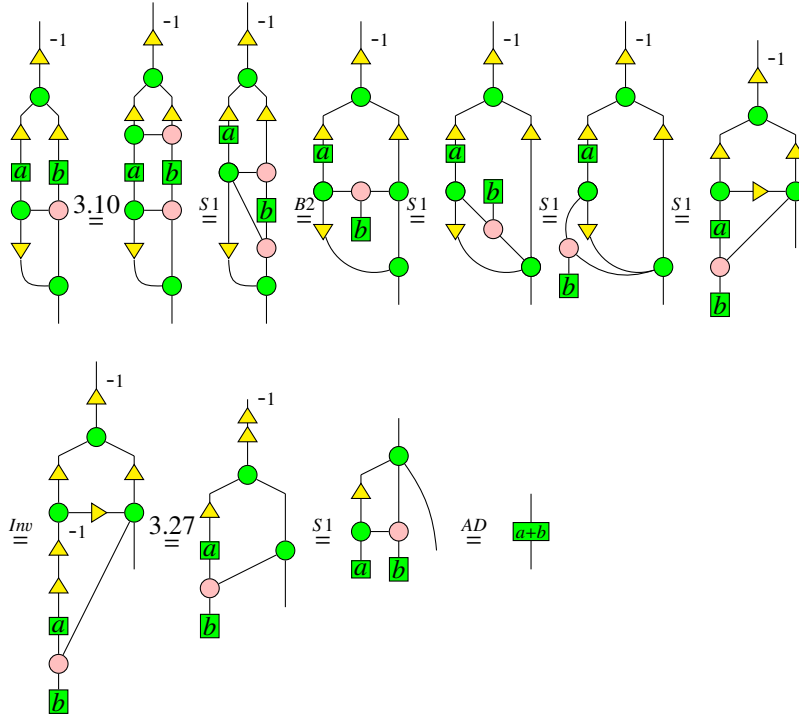
Lemma 3.27 [14]



Lemma 3.28 [14]



Proof:



□

Lemma 3.29 [14] $\begin{array}{c} \triangle^{-1} \\ | \end{array} = \begin{array}{c} \textcircled{\triangle} \\ | \\ \textcircled{\triangle} \end{array} (Ivt)$

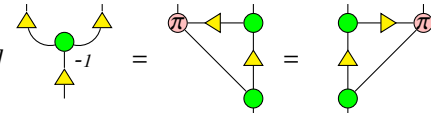
Lemma 3.30 [14] $\begin{array}{c} \boxed{a} \\ | \\ \textcircled{\triangle} \\ | \\ \boxed{a} \end{array} = \begin{array}{c} \textcircled{\triangle} \\ | \\ \boxed{a} \end{array} \begin{array}{c} | \\ \textcircled{\triangle} \end{array}$

Lemma 3.31 [14] $\begin{array}{c} \triangle \\ | \\ \textcircled{\triangle} \end{array} = \begin{array}{c} \textcircled{\triangle} \\ | \\ \triangle \end{array}$

Corollary 3.32 [14]

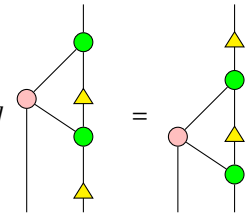
$\begin{array}{c} \textcircled{\triangle} \\ | \\ \triangle^{-1} \end{array} = \begin{array}{c} \triangle^{-1} \\ | \\ \textcircled{\triangle} \end{array}$

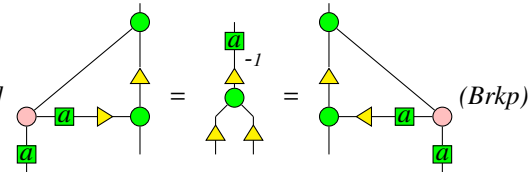
(6)

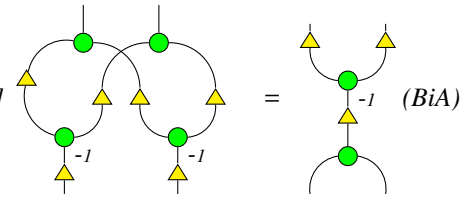
Lemma 3.33 [14] 

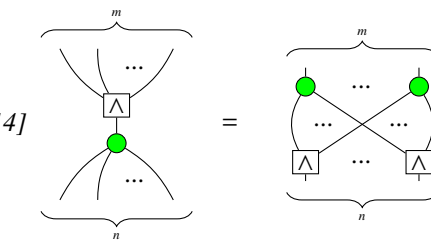
Lemma 3.34 [14]

 (7)

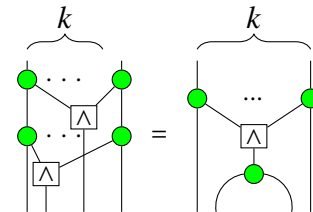
Lemma 3.35 [14] 

Lemma 3.36 [14]  (Brkp)

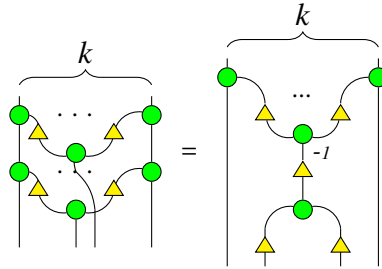
Lemma 3.37 [14]  (BiA)

Corollary 3.38 [14] 

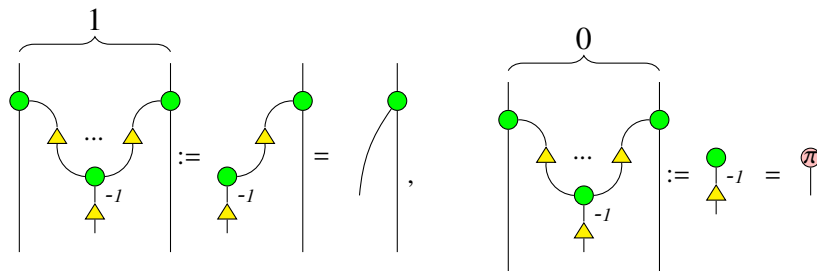
Corollary 3.39 [14] For any $k \geq 0$, we have



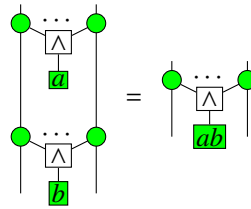
or equivalently,



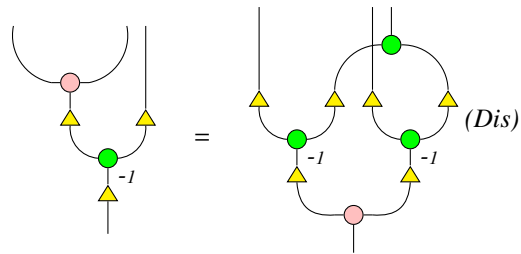
where



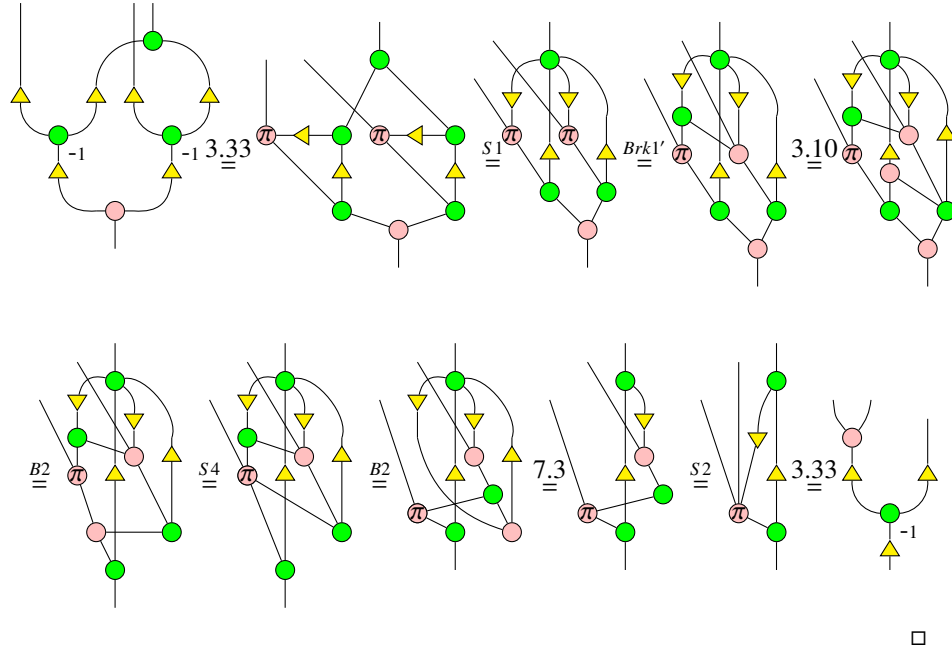
Corollary 3.40 [14]



Lemma 3.41 [14]



Proof:



Corollary 3.42 [14]

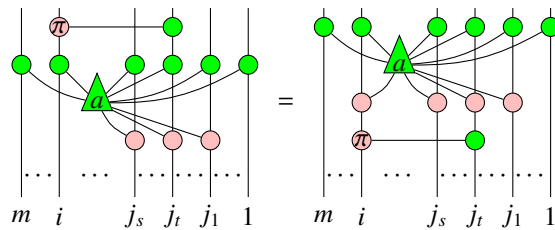
= (Dis)

This follows directly from Corollary 7.10 and Lemma 3.41. We also call this equality (Dis) for convenience.

4 More complicated derivable equalities for commutative rings

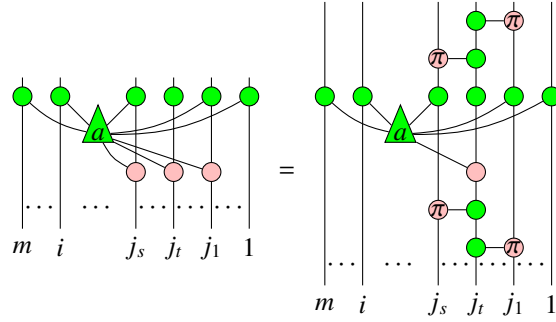
In this section, we derive more complicated derivable equalities for commutative rings

Proposition 4.1 [14] *Let $i, j_1, \dots, j_t, \dots, j_s \in \{1, \dots, m\}, i \notin \{j_1, \dots, j_t, \dots, j_s\}$. Then we have*

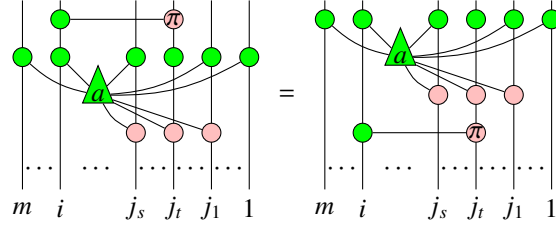


where the node a is connected to $j_1, \dots, j_t, \dots, j_s$ via pink nodes.

Corollary 4.2 [14]



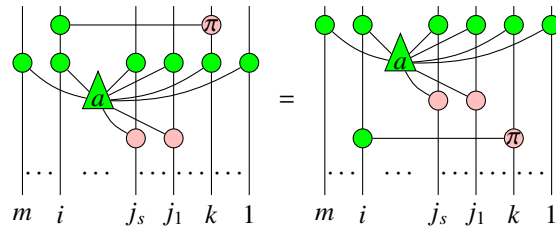
Proposition 4.3 [14] Let $i, j_1, \dots, j_t, \dots, j_s \in \{1, \dots, m\}, i \notin \{j_1, \dots, j_t, \dots, j_s\}$. Then we have



where the node a is connected to $j_1, \dots, j_t, \dots, j_s$ via pink nodes.

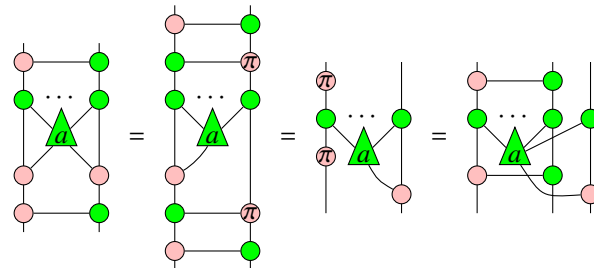
Similarly, we have

Proposition 4.4 [14] Let $i, k, j_1, \dots, j_s \in \{1, \dots, m\}, i, k \notin \{j_1, \dots, j_s\}$. Then we have



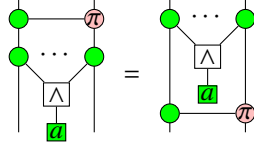
where the node a is connected to j_1, \dots, j_s via pink nodes.

Corollary 4.5 [14]

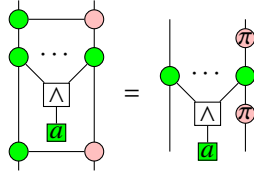


In the same way, we have

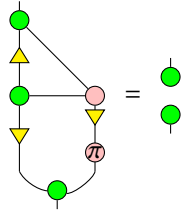
Proposition 4.6 [14]



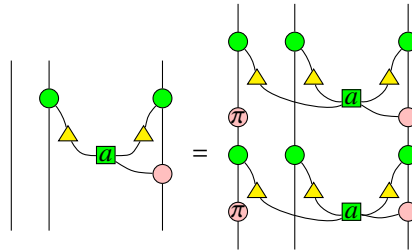
Corollary 4.7 [14]



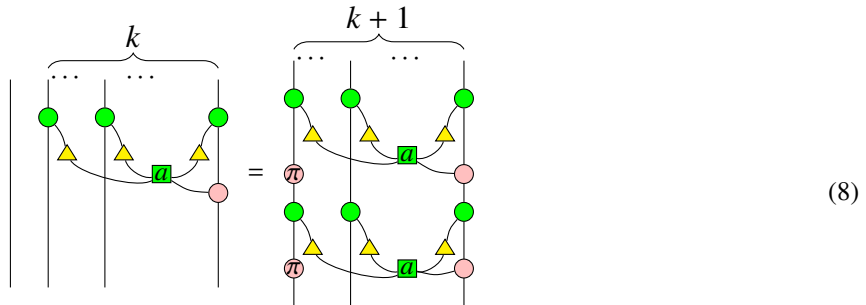
Lemma 4.8 [14]



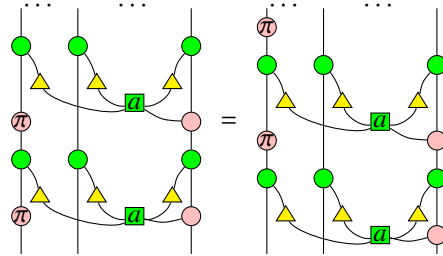
Lemma 4.9 [14]



Proposition 4.10 [14] For any $k \geq 1$, we have

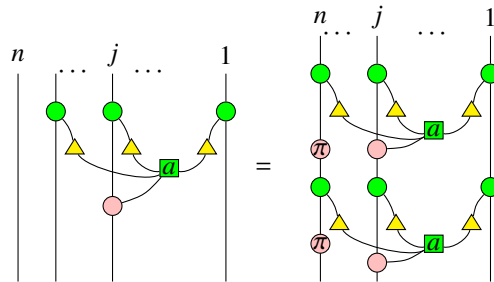


Corollary 4.11 [14]



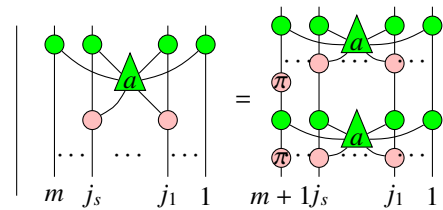
This can be immediately obtained by plugging pink π phase gates from the top and the bottom of the left-most line of diagrams on both sides of (24).

Corollary 4.12 [14]



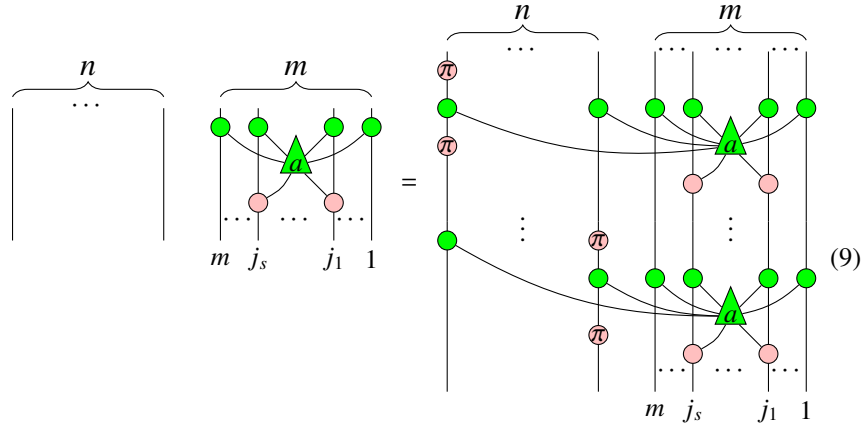
This can be obtained by swapping the 1-th and the j -th lines of diagrams on both side of (24).

Corollary 4.13 [14]



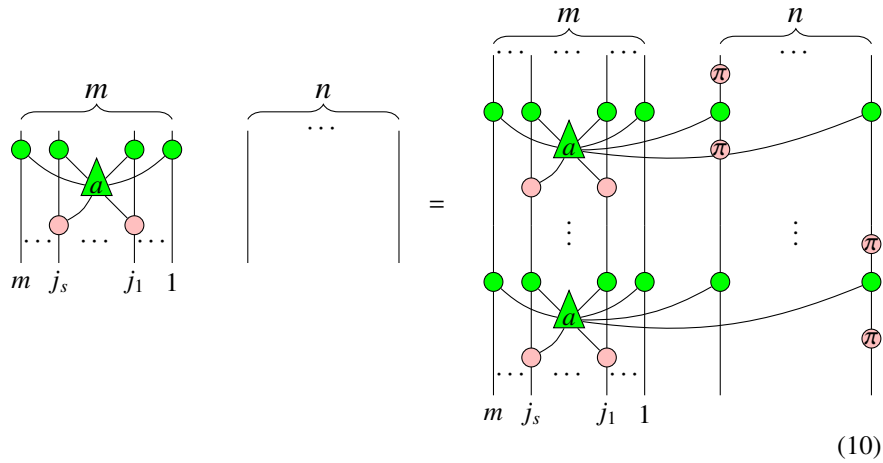
This follows directly from Proposition 7.17 and Corollary 4.2.

Corollary 4.14 [14]



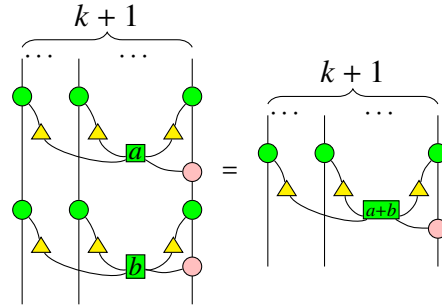
where on the RHD of (9), there are 2^n green triangles labeled by a on the right-most m wires, each green triangle is connected to the left-most n wires via green dots which are surrounded by k pairs of red π s with $0 \leq k \leq n$, and different green triangles have different distribution of pairs of red π s, that's why there are $\binom{n}{0} + \binom{n}{1} + \dots + \binom{n}{n} = 2^n$ green triangles labeled by a .

Corollary 4.15 [14]

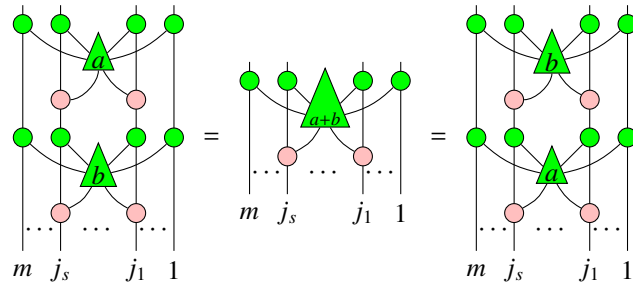


where on the RHD of (9), there are 2^n green triangles labeled by a on the left-most m wires, each green triangle is connected to the right-most n wires via green dots which are surrounded by k pairs of red π s with $0 \leq k \leq n$, and different green triangles have different distribution of pairs of red π s, that's why there are $\binom{n}{0} + \binom{n}{1} + \dots + \binom{n}{n} = 2^n$ green triangles labeled by a .

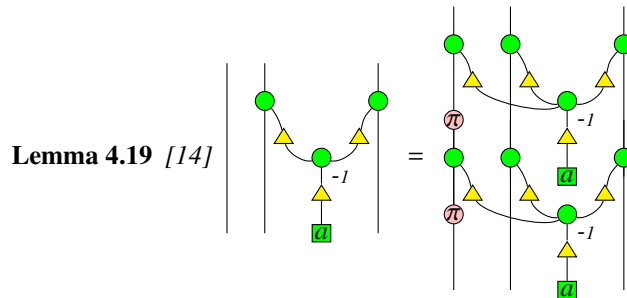
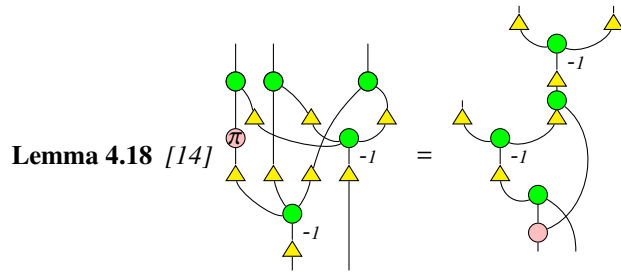
Proposition 4.16 [14] For any $k \geq 1$, we have



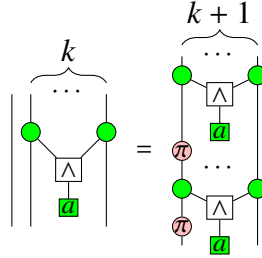
Corollary 4.17 [14]



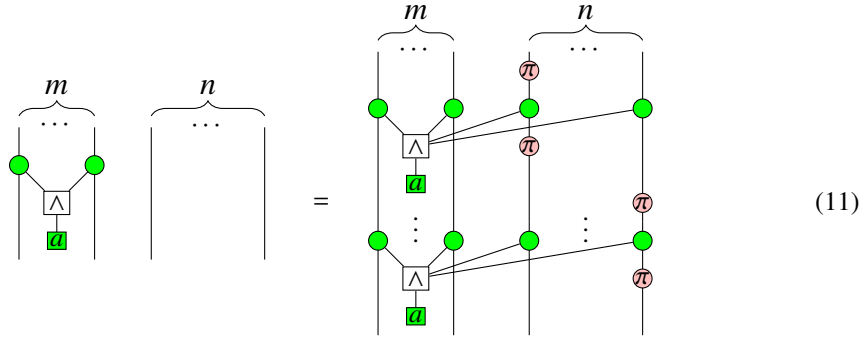
This can be directly obtained from Proposition 4.16 and Corollary 4.2.



Proposition 4.20 [14] For any $k \geq 1$, we have

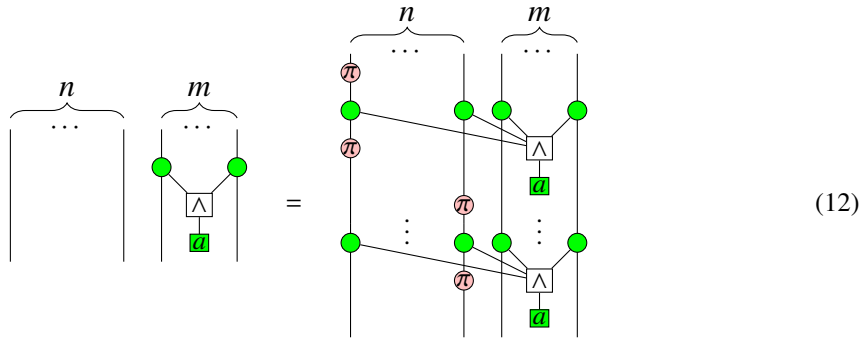


Corollary 4.21 [14]



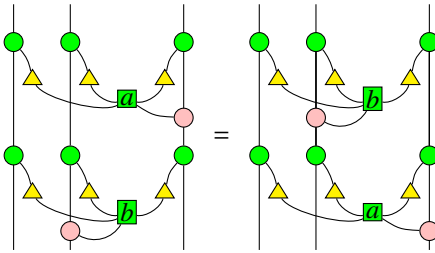
where on the RHD of (11), there are 2^n AND gates on the left-most m wires, each AND gate is accompanied by k pairs of red π s on the left-most n wires with $0 \leq k \leq n$, and different AND gates have different distribution of pairs of red π s, that's why there are $\binom{n}{0} + \binom{n}{1} + \dots + \binom{n}{n} = 2^n$ AND gates.

Corollary 4.22 [14]

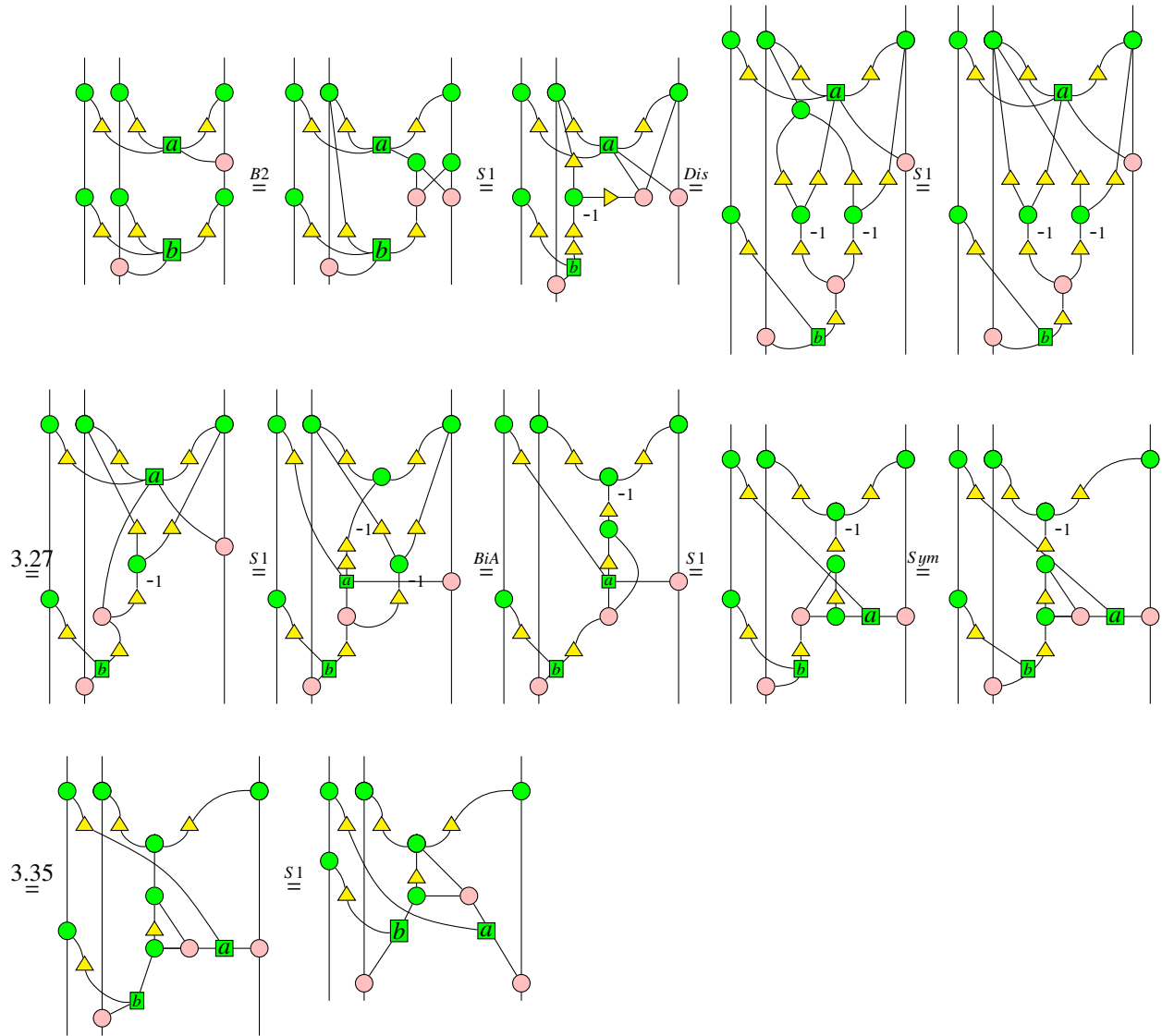


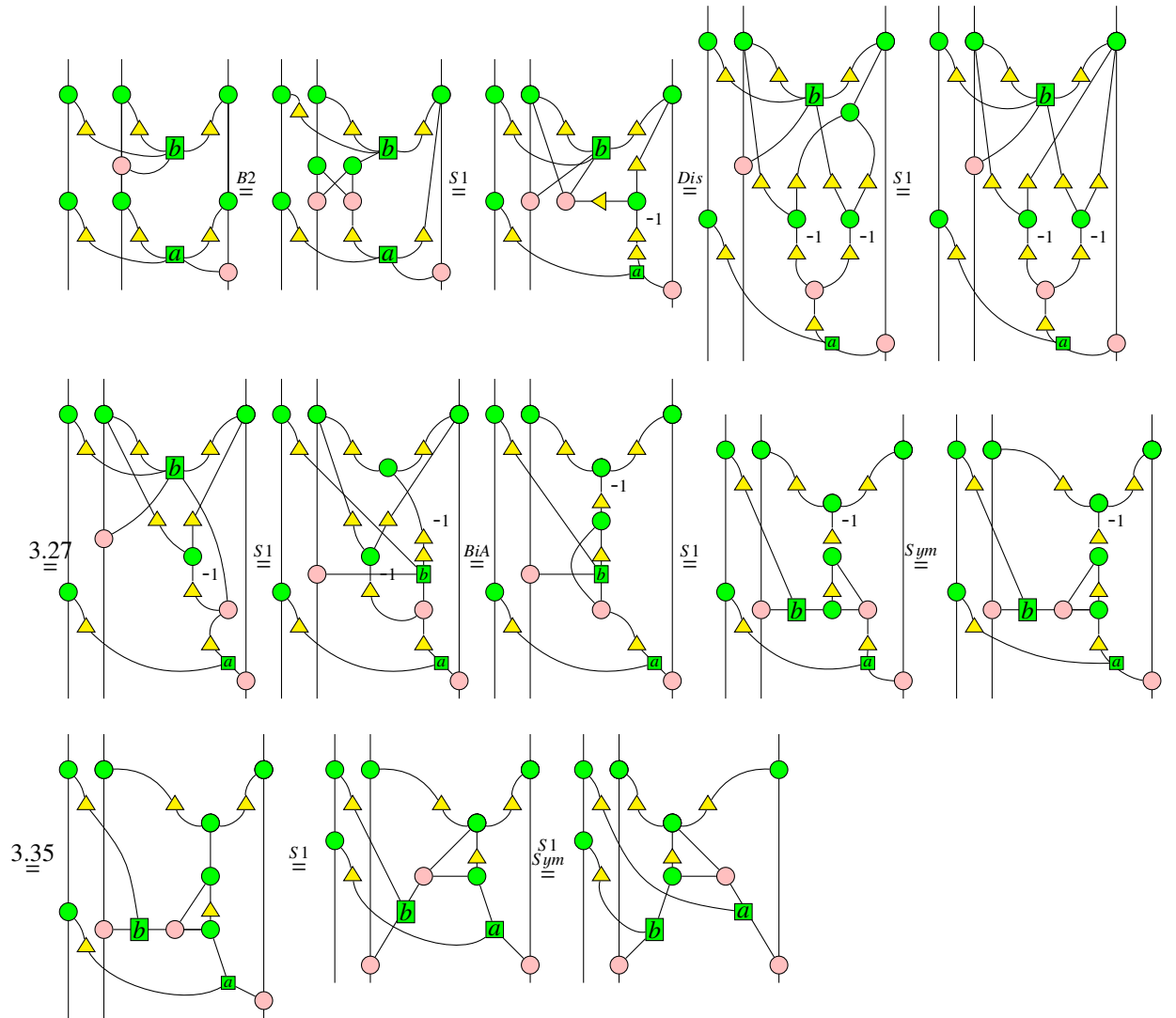
where on the RHD of (12), there are 2^n AND gates on the right-most m wires, each AND gate is accompanied by k pairs of red π s on the left-most n wires with $0 \leq k \leq n$, and different AND gates have different distribution of pairs of red π s, that's why there are $\binom{n}{0} + \binom{n}{1} + \dots + \binom{n}{n} = 2^n$ AND gates.

Lemma 4.23 [14]



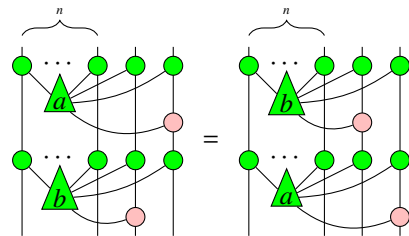
Proof:



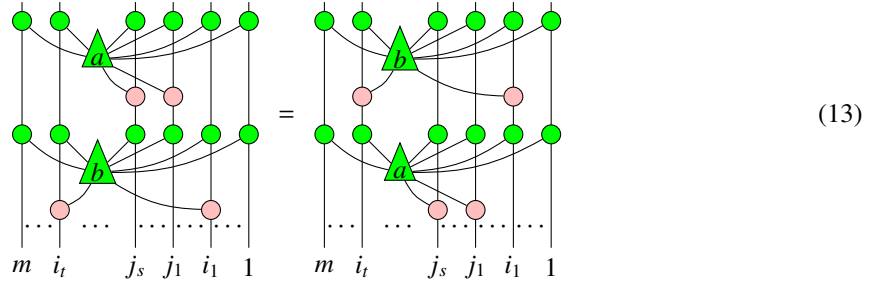


□

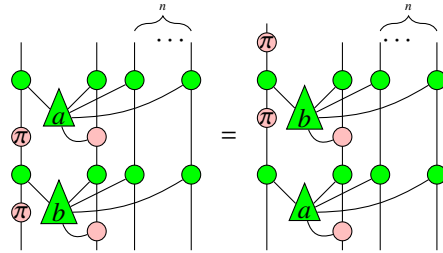
Proposition 4.24 [14] *Let $n \geq 0$. Then we have*



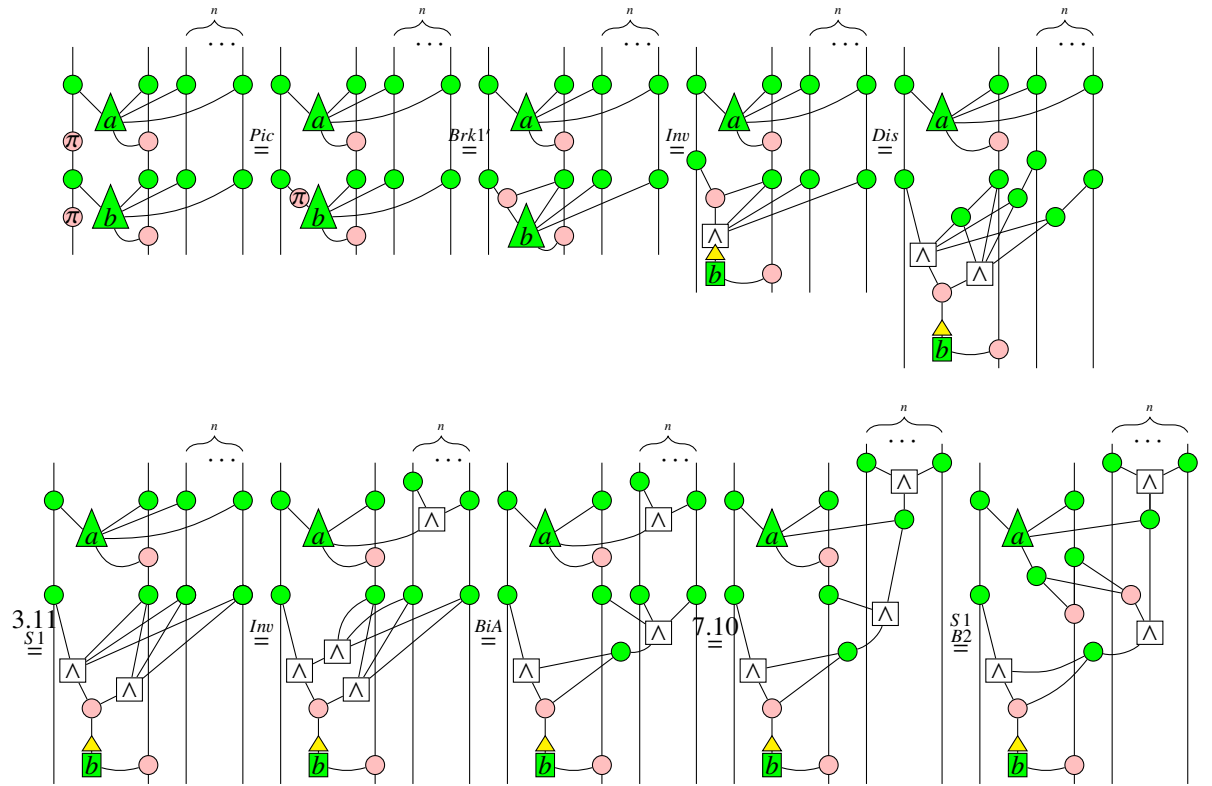
Proposition 4.25 [14] Assume that node a is connected to j_1, \dots, j_s via pink nodes and node b is connected to i_1, \dots, i_t via pink nodes, where $i_1, \dots, i_t, j_1, \dots, j_s \in \{1, \dots, m\}$, and $\{i_1, \dots, i_t\} \neq \emptyset, \{j_1, \dots, j_s\} \neq \emptyset$. Then we have

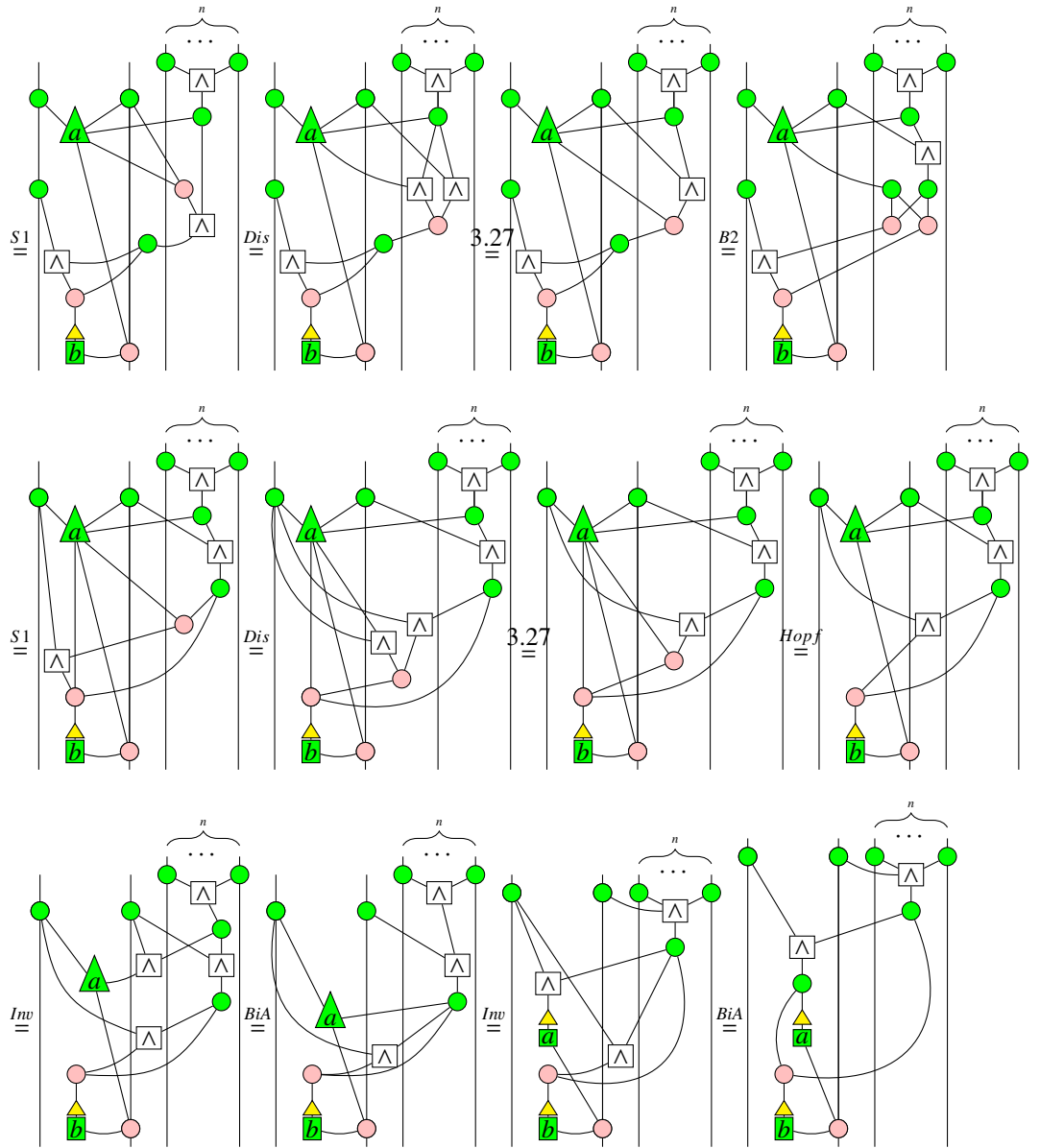


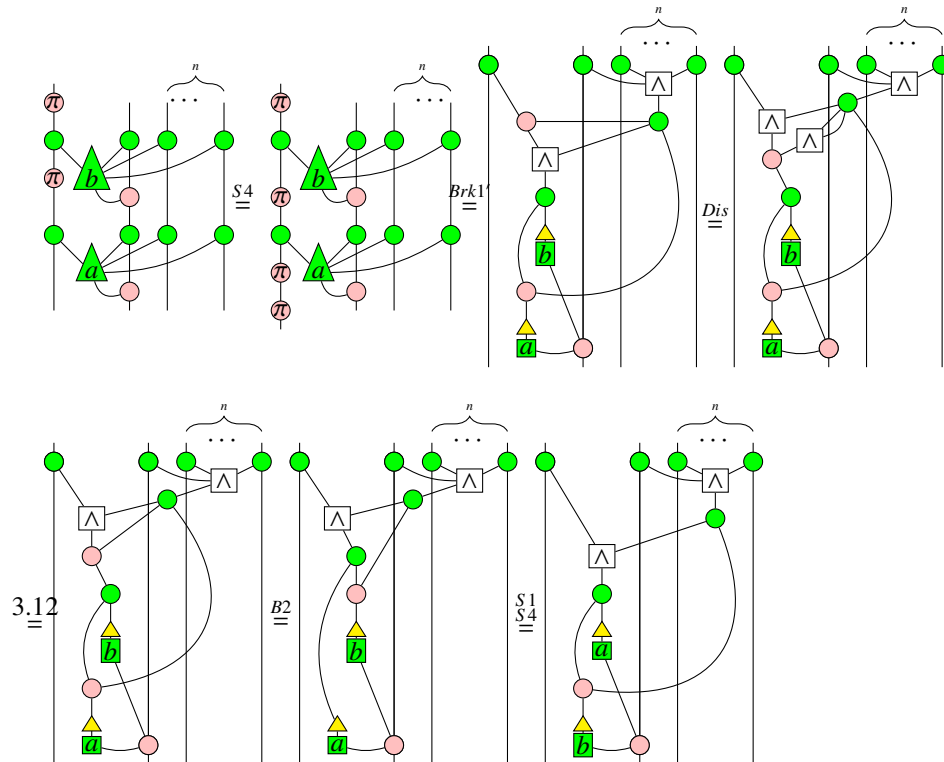
Proposition 4.26 [14] Assume that $n \geq 0$. Then



Proof:

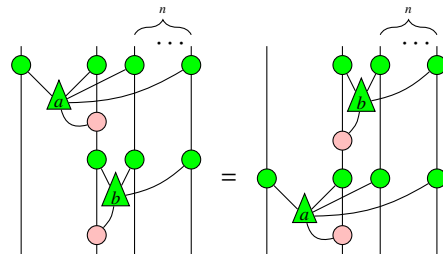




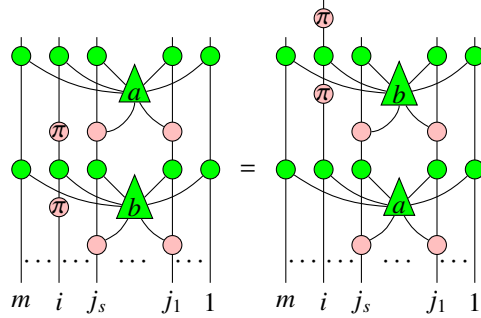


□

Corollary 4.27 [14] *Assume that $n \geq 0$. Then*

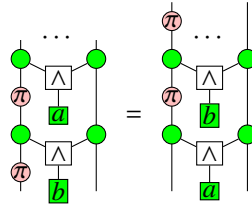


Corollary 4.28 [14]

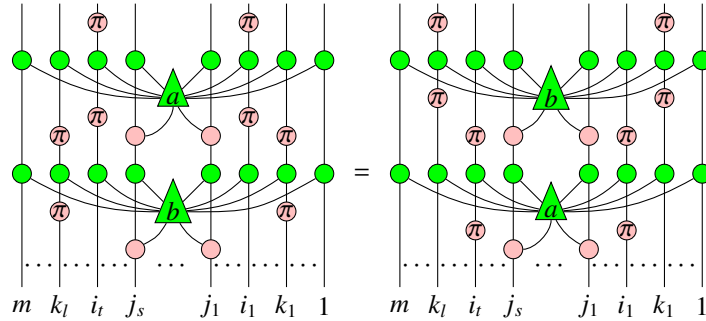


where the node a and b are connected to j_1, \dots, j_s via pink nodes, and two red π nodes are located on the i -th line, $i \notin \{j_1, \dots, j_s\}$ or $i \in \{j_1, \dots, j_s\}, |\{j_1, \dots, j_s\}| \geq 2$.

Proposition 4.29 [14]

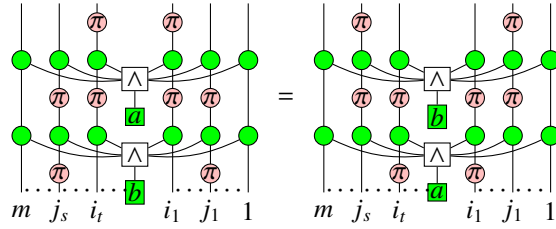


Proposition 4.30 [14] Suppose the nodes a and b are connected to j_1, \dots, j_s via pink nodes, pairs of red π nodes separated by green nodes connected to a are located on i_1, \dots, i_t , and pairs of red π nodes separated by green nodes connected to b are located on k_1, \dots, k_l , $\{i_1, \dots, i_t\} \cap \{j_1, \dots, j_s\} = \emptyset$, $\{k_1, \dots, k_l\} \cap \{j_1, \dots, j_s\} = \emptyset$. Then we have

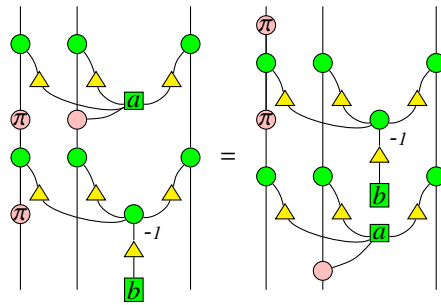


Proposition 4.31 [14] Suppose the pairs of red π nodes separated by green nodes connected to a are located on i_1, \dots, i_t , and pairs of red π nodes separated by green

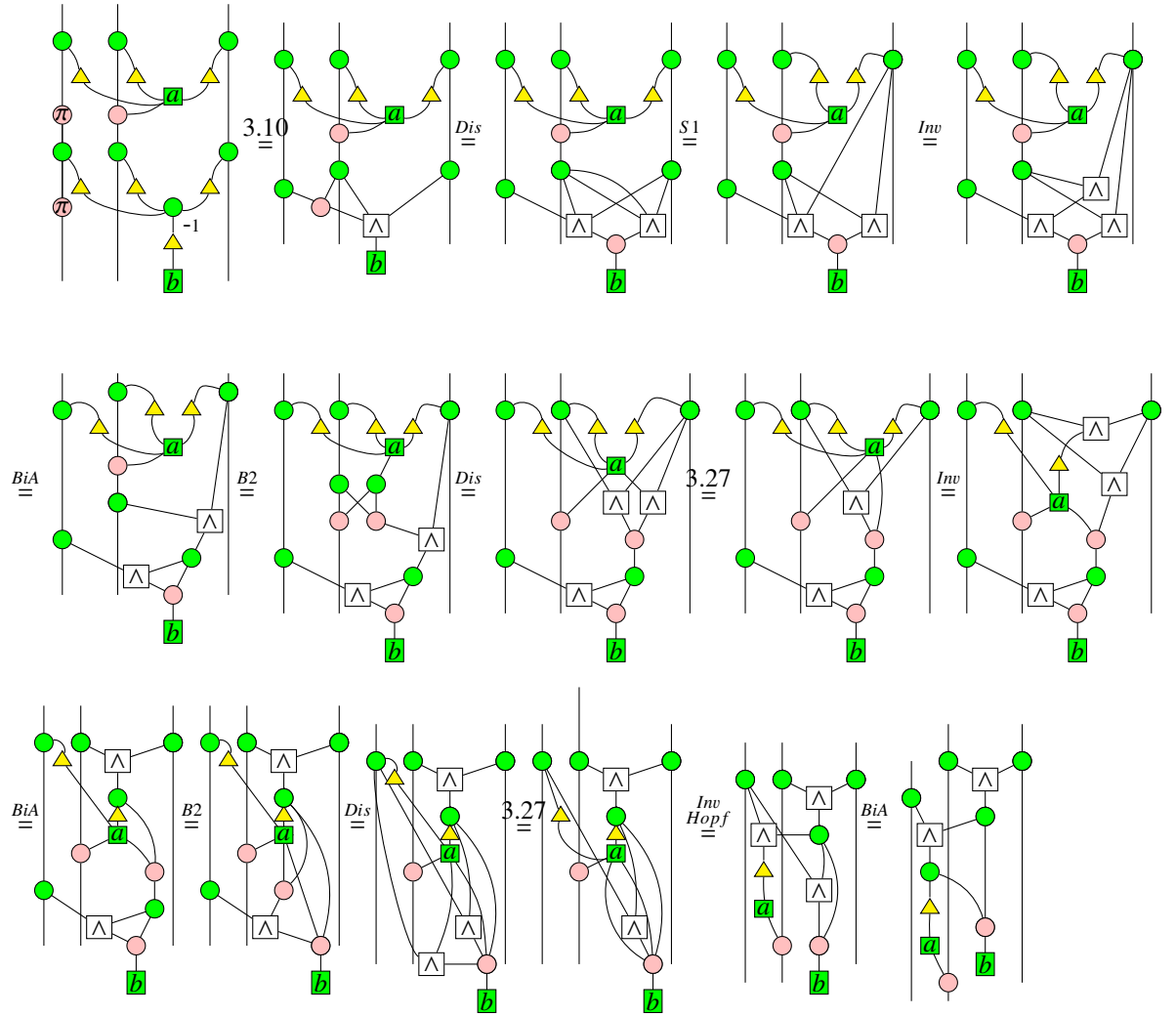
nodes connected to b are located on j_1, \dots, j_s . Then we have

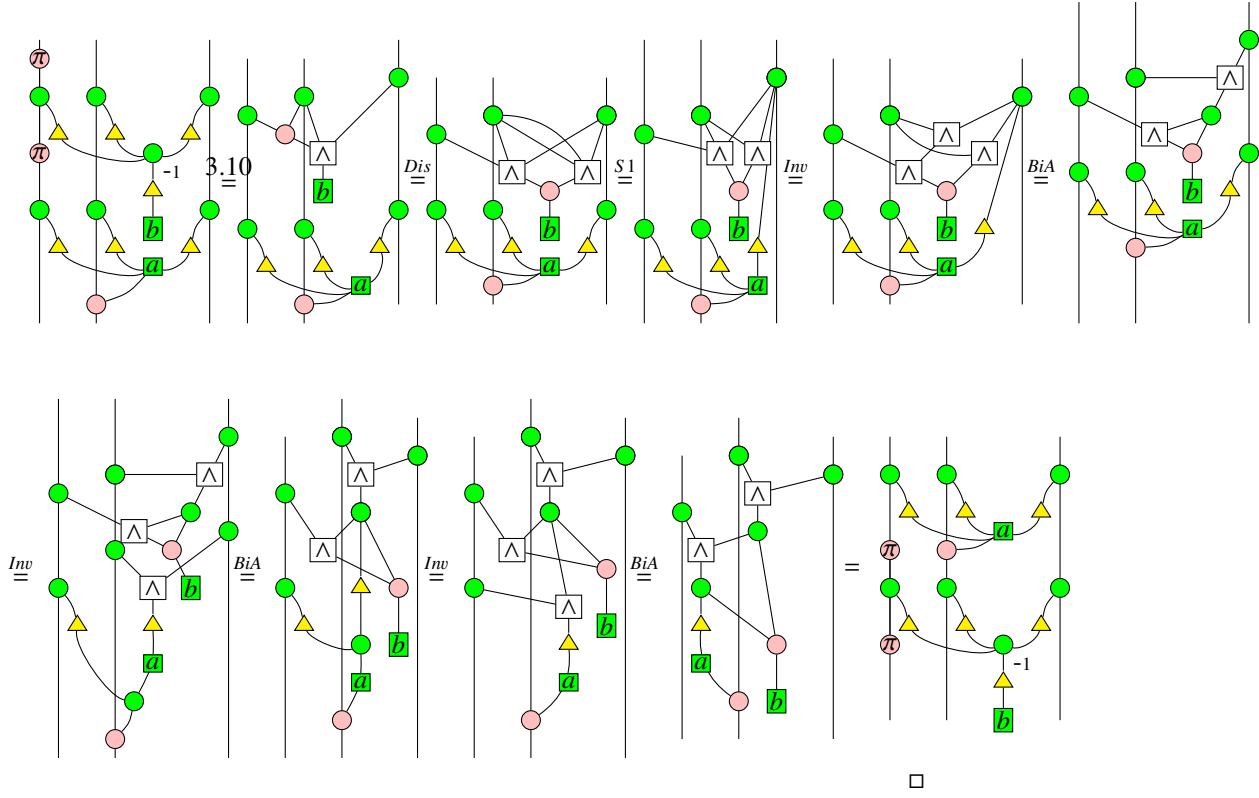


Proposition 4.32 [14]

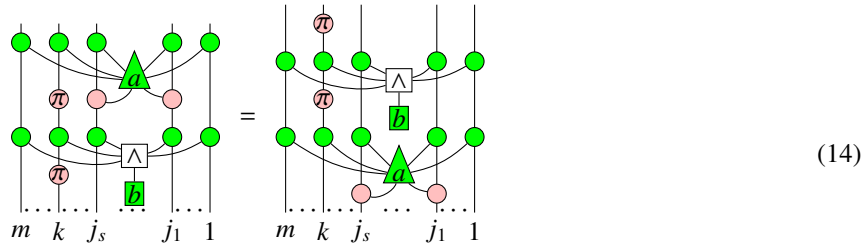


Proof:



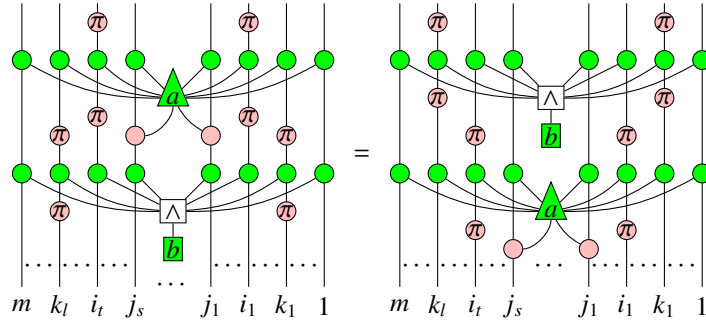


Proposition 4.33 [14] Suppose the node a is connected to j_1, \dots, j_s via pink nodes, and a pair of red π nodes separated by green nodes connected to b are located on k , where $k \notin \{j_1, \dots, j_s\}, |\{j_1, \dots, j_s\}| \geq 1$, or $k \in \{j_1, \dots, j_s\}, |\{j_1, \dots, j_s\}| \geq 2$. Then we have

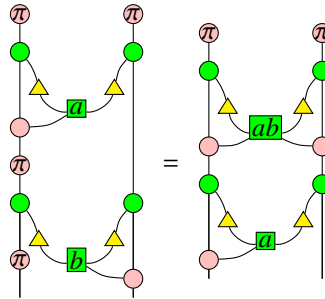


Proposition 4.34 [14] Suppose the node a is connected to j_1, \dots, j_s via pink nodes, pairs of red π nodes separated by green nodes connected to a are located on i_1, \dots, i_t , and pairs of red π nodes separated by green nodes connected to b are located on $k_1, \dots, k_l, \{i_1, \dots, i_t\} \neq \{k_1, \dots, k_l\}$. Either $\{k_1, \dots, k_l\} \neq \emptyset, \{k_1, \dots, k_l\} \cap \{j_1, \dots, j_s\} = \emptyset, |\{j_1, \dots, j_s\}| \geq 1$; or $\{k_1, \dots, k_l\} \neq \emptyset, \{k_1, \dots, k_l\} \cap \{j_1, \dots, j_s\} = 1, |\{j_1, \dots, j_s\}| \geq 2$; or symmetrically, $\{i_1, \dots, i_t\} \neq \emptyset, \{i_1, \dots, i_t\} \cap \{j_1, \dots, j_s\} = \emptyset, |\{j_1, \dots, j_s\}| \geq 1$; or $\{i_1, \dots, i_t\} \neq \emptyset, \{i_1, \dots, i_t\} \cap \{j_1, \dots, j_s\} = 1, |\{j_1, \dots, j_s\}| \geq 2$.

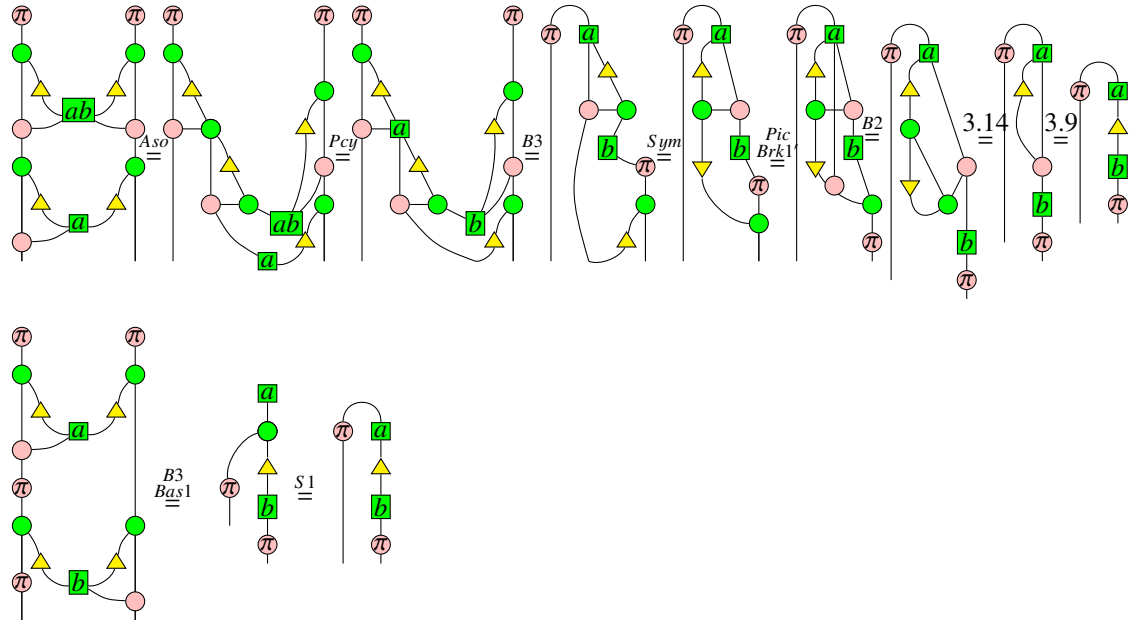
Then we have



Proposition 4.35 [14]

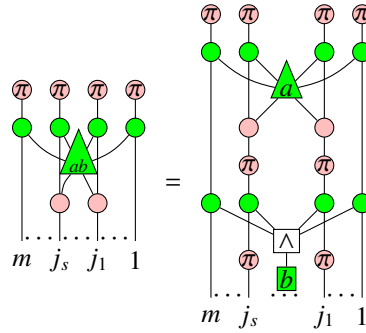


Proof:



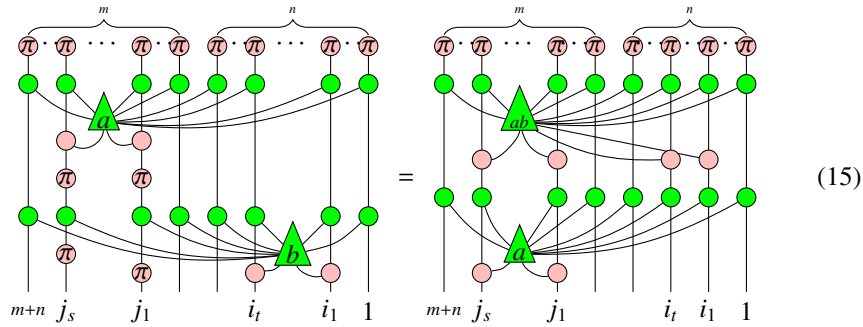
□

Proposition 4.36 [14]

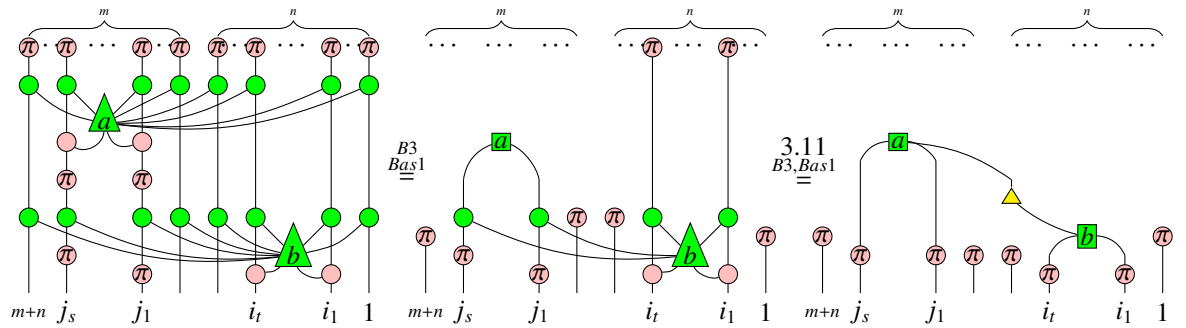


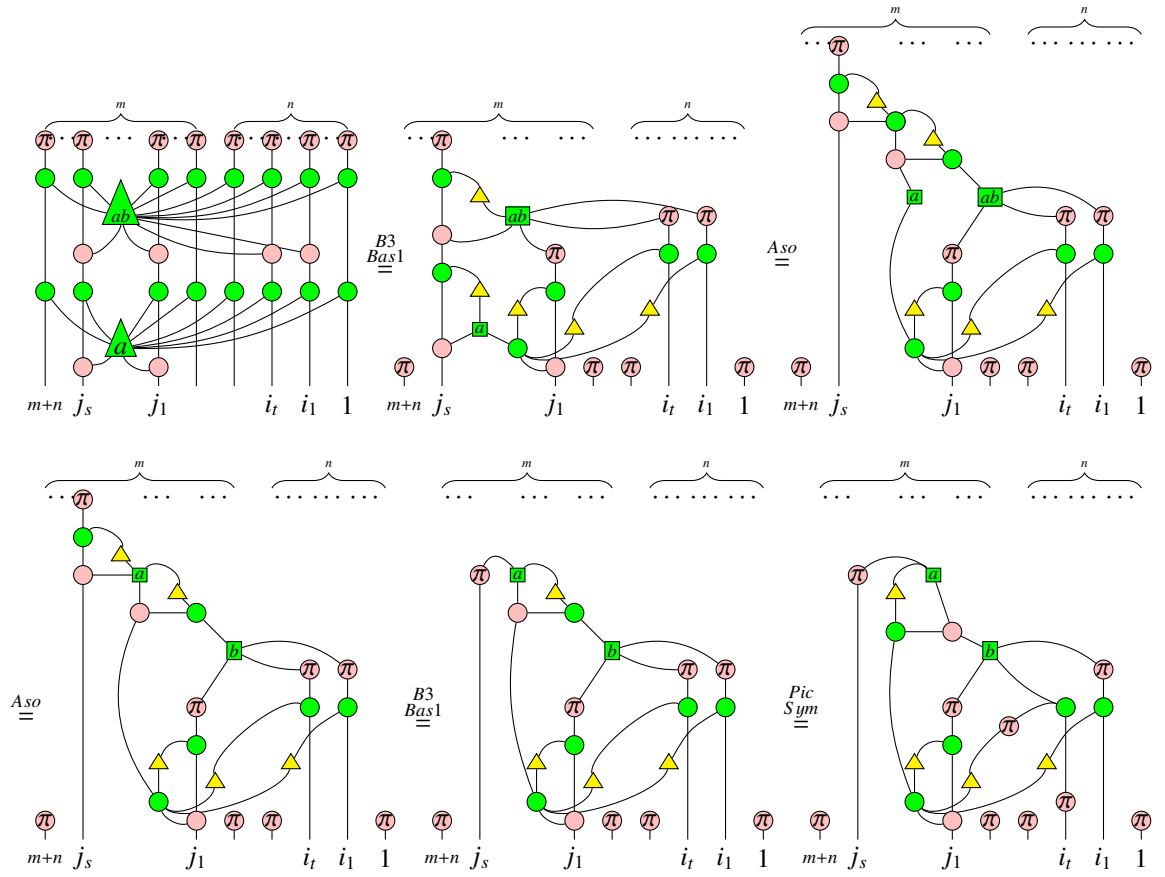
where the node ab is connected to j_1, \dots, j_s via pink nodes.

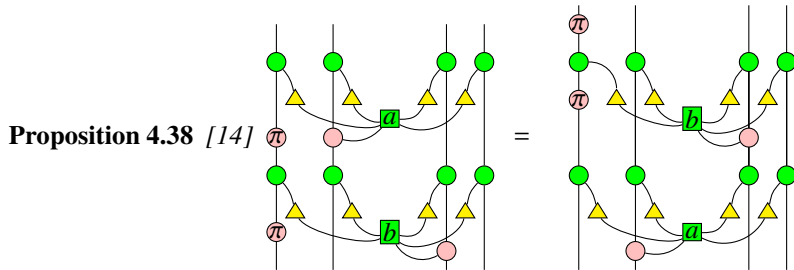
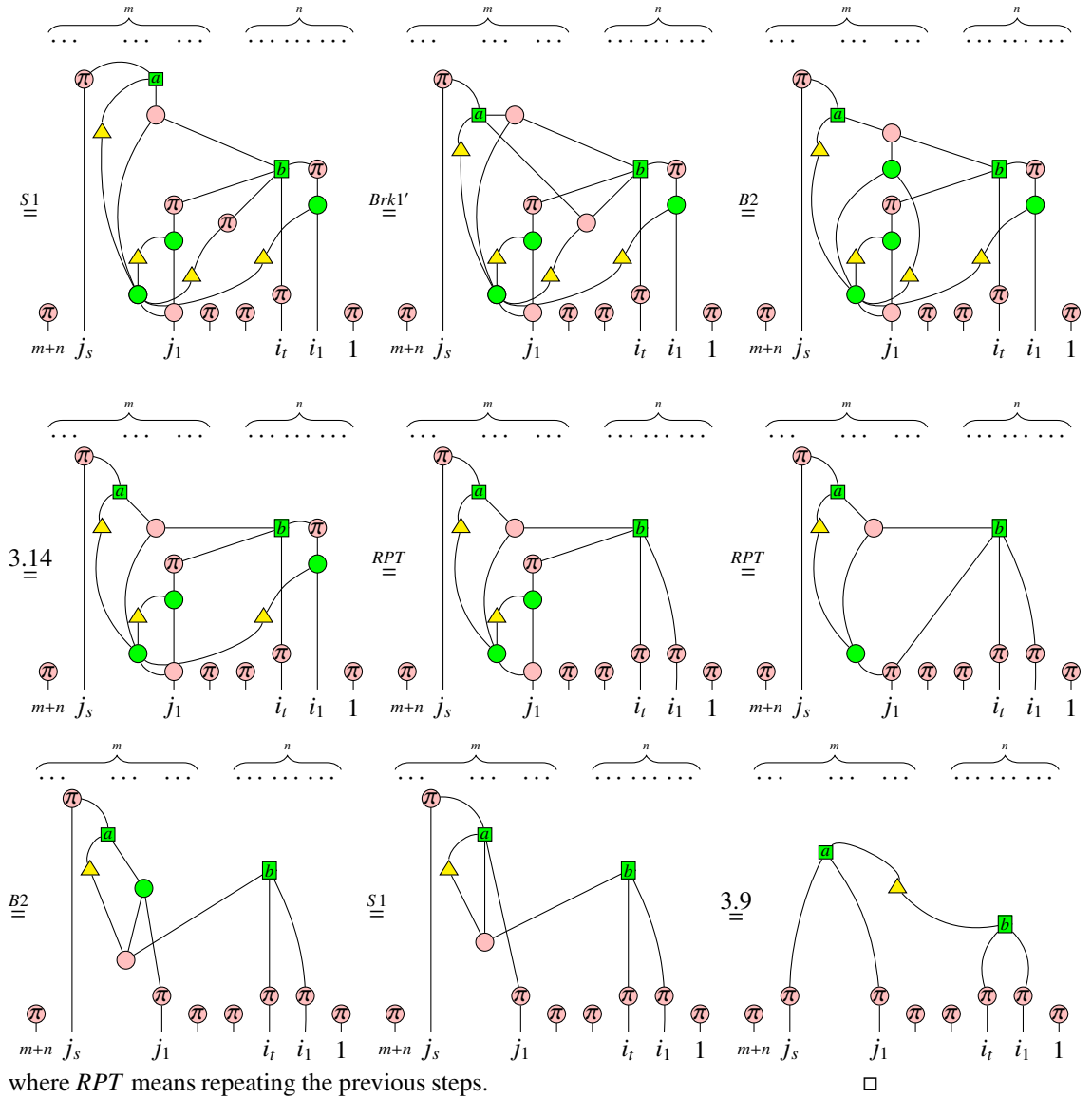
Proposition 4.37 [14] Suppose the node a is connected to j_1, \dots, j_s via pink nodes, the node b is connected to i_1, \dots, i_t via pink nodes, pairs of red π nodes separated by green nodes connected to b are located on j_1, \dots, j_s . Furthermore, $\emptyset \neq \{i_1, \dots, i_t\} \subseteq \{1, \dots, n\}, \emptyset \neq \{j_1, \dots, j_s\} \subseteq \{n+1, \dots, n+m\}$.



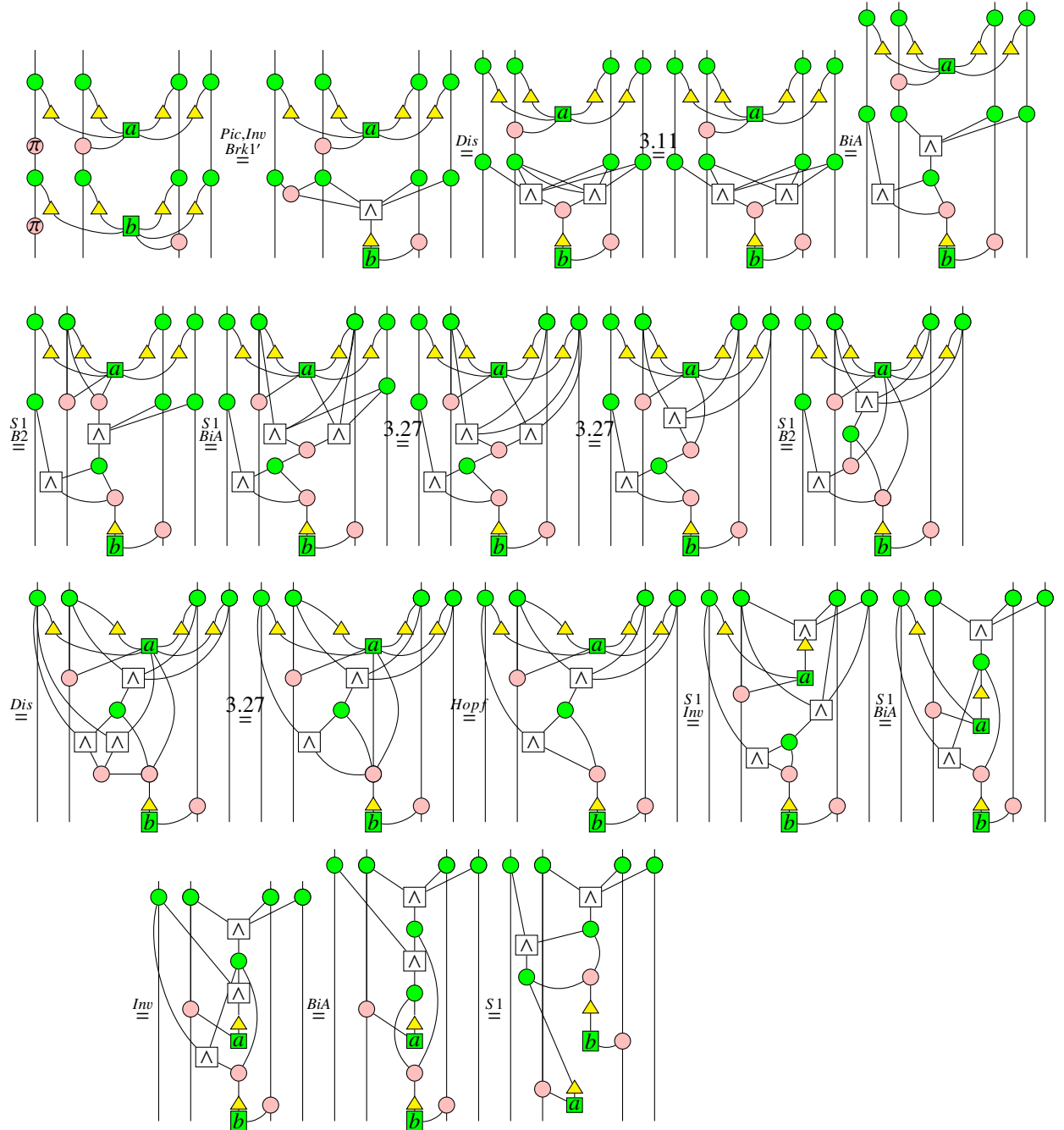
Proof: Assume that $\{j_s\} \neq \emptyset$. Then

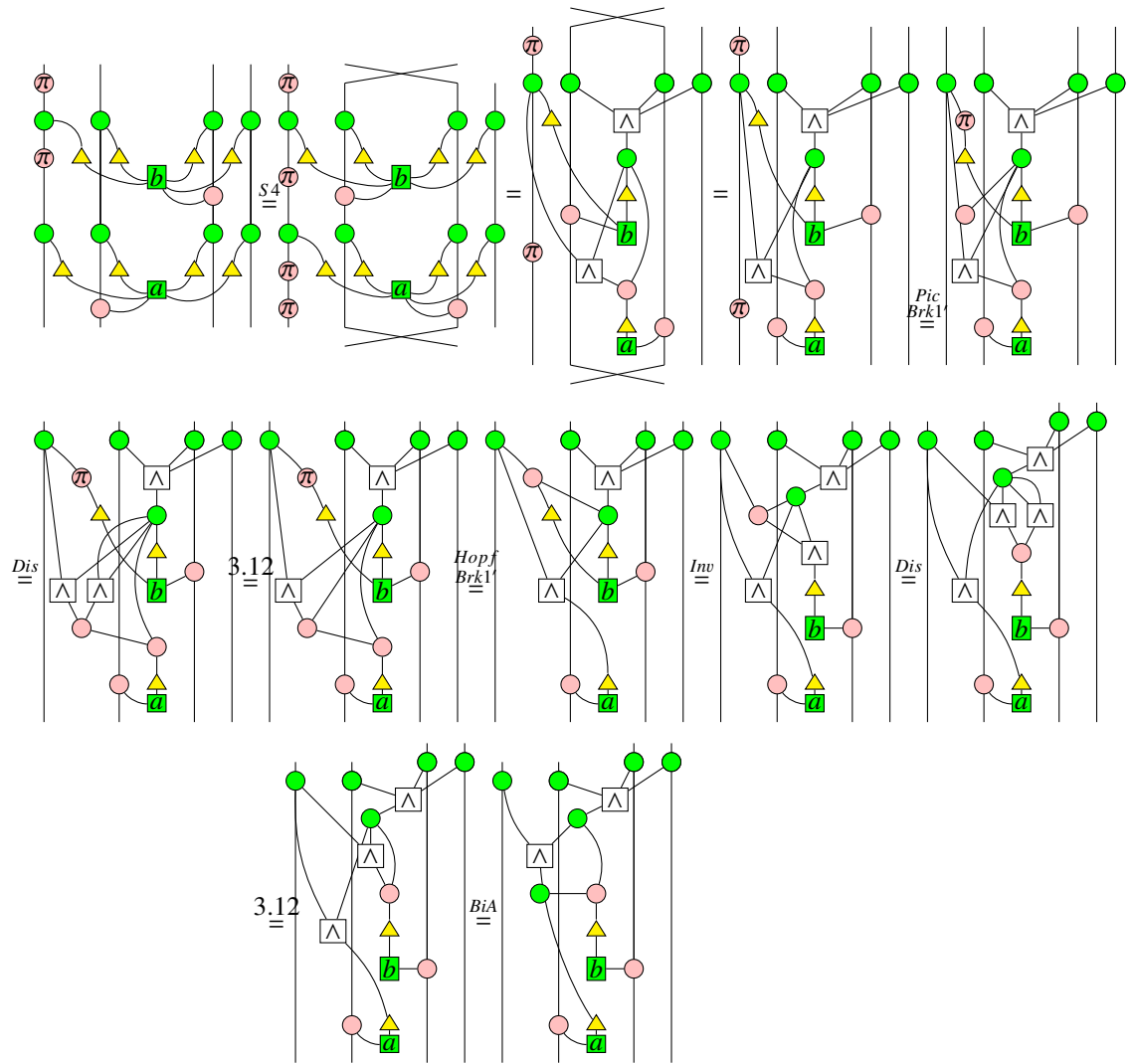






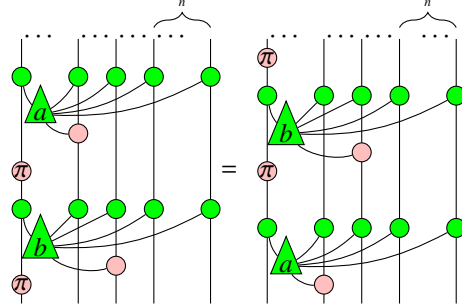
Proof:



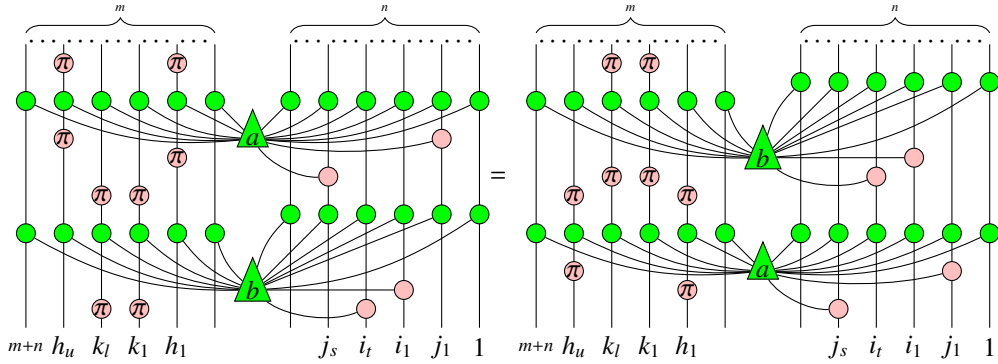


□

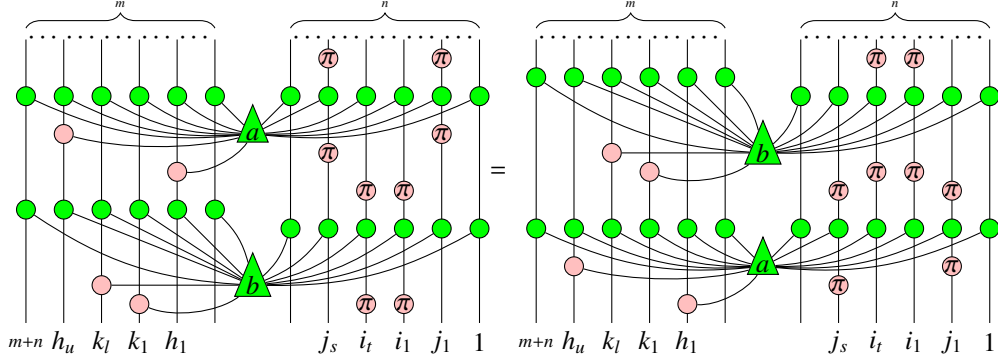
Corollary 4.39 [14]



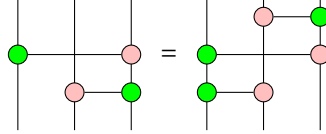
Proposition 4.40 [14] Suppose the node a is connected to j_1, \dots, j_s via pink nodes, the node b is connected to i_1, \dots, i_t via pink nodes, pairs of red π nodes separated by green nodes connected to a are located on h_1, \dots, h_u , pairs of red π nodes separated by green nodes connected to b are located on k_1, \dots, k_l . Furthermore, $\emptyset \neq \{i_1, \dots, i_t\} \subseteq \{1, \dots, n\}$, $\emptyset \neq \{j_1, \dots, j_s\} \subseteq \{1, \dots, n\}$, $\{h_1, \dots, h_u\} \subseteq \{n+1, \dots, n+m\}$, $\{k_1, \dots, k_l\} \subseteq \{n+1, \dots, n+m\}$. Then



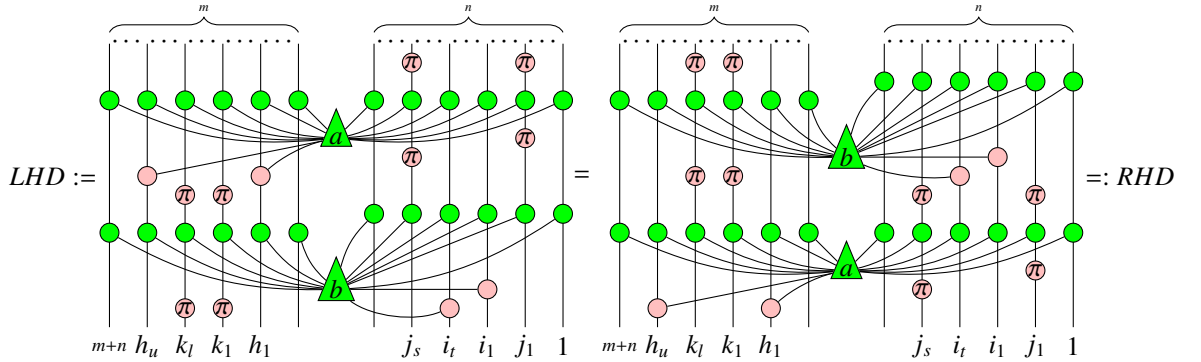
Corollary 4.41 [14] Suppose the node a is connected to h_1, \dots, h_u via pink nodes, the node b is connected to k_1, \dots, k_l via pink nodes, pairs of red π nodes separated by green nodes connected to a are located on j_1, \dots, j_s , pairs of red π nodes separated by green nodes connected to b are located on i_1, \dots, i_t . Furthermore, $\{i_1, \dots, i_t\} \subseteq \{1, \dots, n\}$, $\{j_1, \dots, j_s\} \subseteq \{1, \dots, n\}$, $\emptyset \neq \{h_1, \dots, h_u\} \subseteq \{n+1, \dots, n+m\}$, $\emptyset \neq \{k_1, \dots, k_l\} \subseteq \{n+1, \dots, n+m\}$. Then



Lemma 4.42 [14]

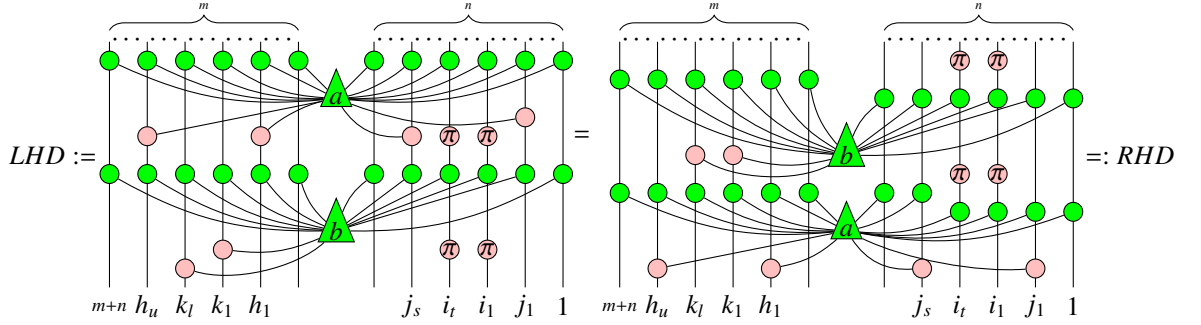


Proposition 4.43 [14] Suppose the node a is connected to h_1, \dots, h_u via pink nodes, the node b is connected to i_1, \dots, i_t via pink nodes, pairs of red π nodes separated by green nodes connected to a are located on j_1, \dots, j_s , pairs of red π nodes separated by green nodes connected to b are located on k_1, \dots, k_l . Furthermore, $\emptyset \neq \{i_1, \dots, i_t\} \subseteq \{1, \dots, n\}, \{j_1, \dots, j_s\} \subseteq \{1, \dots, n\}, \emptyset \neq \{h_1, \dots, h_u\} \subseteq \{n+1, \dots, n+m\}, \emptyset \neq \{k_1, \dots, k_l\} \subseteq \{n+1, \dots, n+m\}, \{h_1, \dots, h_u\} \neq \{k_1, \dots, k_l\}$. Then

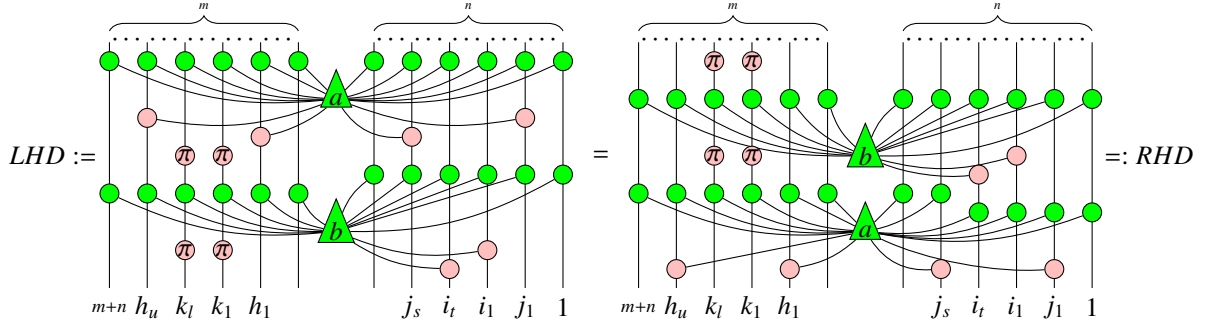


Proposition 4.44 [14] Suppose the node a is connected to h_1, \dots, h_u on the left m wires via pink nodes, and is connected to j_1, \dots, j_s on the right n wires via pink nodes; the node b is connected to k_1, \dots, k_l via pink nodes, pairs of red π nodes separated by green nodes connected to b are located on i_1, \dots, i_t . Furthermore, $\{i_1, \dots, i_t\} \subseteq \{1, \dots, n\}, \emptyset \neq \{j_1, \dots, j_s\} \subseteq \{1, \dots, n\}, \emptyset \neq \{h_1, \dots, h_u\} \subseteq \{n+1, \dots, n+m\}, \emptyset \neq$

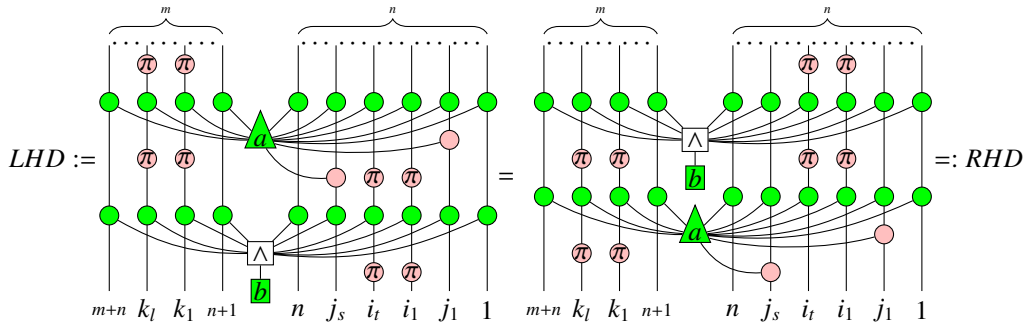
$\{k_1, \dots, k_l\} \subseteq \{n+1, \dots, n+m\}, \{h_1, \dots, h_u\} \neq \{k_1, \dots, k_l\}$. Then



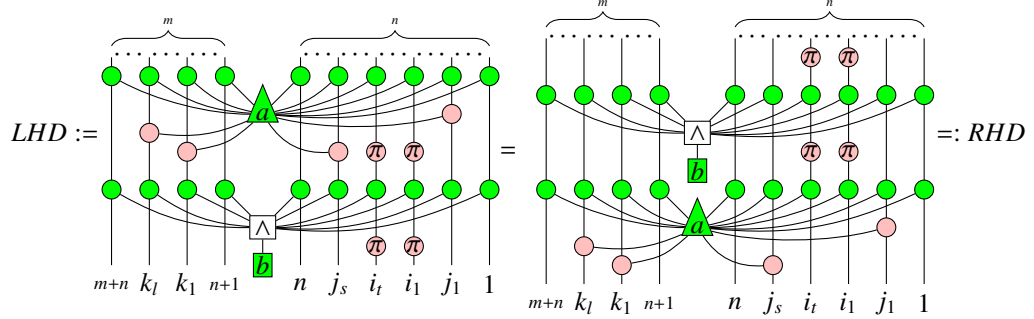
Proposition 4.45 [14] Suppose the node a is connected to h_1, \dots, h_u on the left m wires via pink nodes, and is connected to j_1, \dots, j_s on the right n wires via pink nodes; the node b is connected to i_1, \dots, i_t via pink nodes, pairs of red π nodes separated by green nodes connected to b are located on k_1, \dots, k_l . Furthermore, $\emptyset \neq \{i_1, \dots, i_t\} \subseteq \{1, \dots, n\}, \emptyset \neq \{j_1, \dots, j_s\} \subseteq \{1, \dots, n\}, \emptyset \neq \{h_1, \dots, h_u\} \subseteq \{n+1, \dots, n+m\}, \{k_1, \dots, k_l\} \subseteq \{n+1, \dots, n+m\}, \{h_1, \dots, h_u\} \neq \{k_1, \dots, k_l\}$. Then



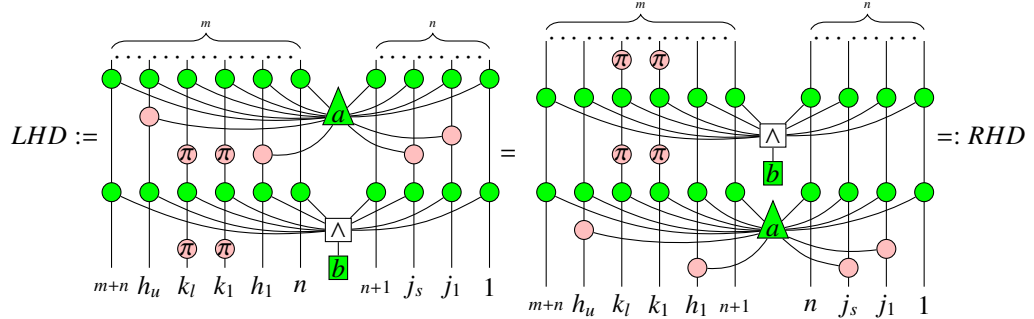
Proposition 4.46 [14] Suppose the node a is connected to j_1, \dots, j_s on the right n wires via pink nodes, pairs of red π nodes separated by green nodes connected to a are located on k_1, \dots, k_l , pairs of red π nodes separated by green nodes connected to b are located on i_1, \dots, i_t . Furthermore, $\{i_1, \dots, i_t\} \subseteq \{1, \dots, n\}, \emptyset \neq \{j_1, \dots, j_s\} \subseteq \{1, \dots, n\}, \emptyset \neq \{k_1, \dots, k_l\} \subseteq \{n+1, \dots, n+m\}$. Then



Proposition 4.47 [14] Suppose the node a is connected to j_1, \dots, j_s on the right n wires via pink nodes, and connected to k_1, \dots, k_l on the left m wires via pink nodes; pairs of red π nodes separated by green nodes connected to b are located on i_1, \dots, i_t . Furthermore, $\emptyset \neq \{i_1, \dots, i_t\} \subseteq \{1, \dots, n\}, \emptyset \neq \{j_1, \dots, j_s\} \subseteq \{1, \dots, n\}, \emptyset \neq \{k_1, \dots, k_l\} \subseteq \{n+1, \dots, n+m\}$. Then

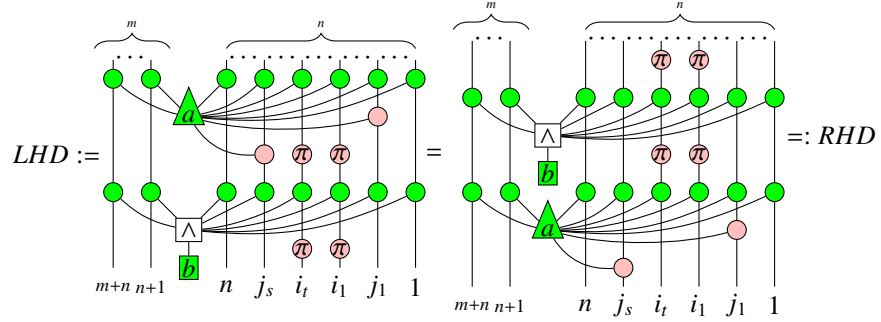


Corollary 4.48 [14] Suppose the node a is connected to j_1, \dots, j_s on the right n wires via pink nodes, and connected to h_1, \dots, h_u on the left m wires via pink nodes; pairs of red π nodes separated by green nodes connected to b are located on k_1, \dots, k_l . Furthermore, $\emptyset \neq \{j_1, \dots, j_s\} \subseteq \{1, \dots, n\}, \emptyset \neq \{k_1, \dots, k_l\} \subseteq \{n+1, \dots, n+m\}, \emptyset \neq \{h_1, \dots, h_u\} \subseteq \{n+1, \dots, n+m\}$. Then

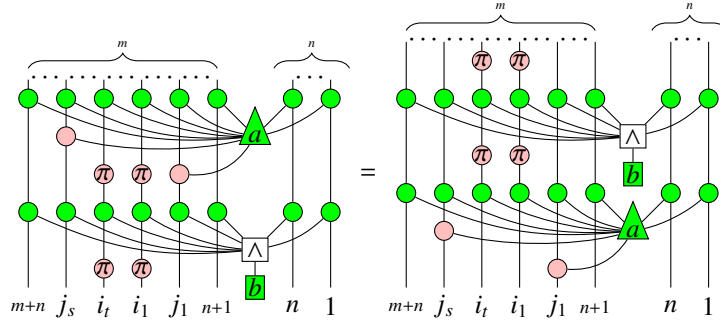


Proposition 4.49 [14] Suppose the node a is connected to j_1, \dots, j_s on the right n wires via pink nodes, pairs of red π nodes separated by green nodes connected to b are located on i_1, \dots, i_t . Furthermore, $\emptyset \neq \{i_1, \dots, i_t\} \subseteq \{1, \dots, n\}, \emptyset \neq \{j_1, \dots, j_s\} \subseteq$

$\{1, \dots, n\}, \{i_1, \dots, i_t\} \neq \{j_1, \dots, j_s\}$. Then



Corollary 4.50 [14] Suppose the node a is connected to j_1, \dots, j_s on the left m wires via pink nodes, pairs of red π nodes separated by green nodes connected to b are located on i_1, \dots, i_t . Furthermore, $\emptyset \neq \{i_1, \dots, i_t\} \subseteq \{1+n, \dots, m+n\}, \emptyset \neq \{j_1, \dots, j_s\} \subseteq \{1+n, \dots, m+n\}, \{i_1, \dots, i_t\} \neq \{j_1, \dots, j_s\}$. Then



5 Completeness of ZX-calculus over \mathcal{R} via elementary transformations

In this section, we prove the main theorem totally following [14]. For simplicity, we omit the corresponding details in [14] if they still hold in this paper.

Theorem 5.1 The ZX-calculus over an arbitrary ring \mathcal{R} is complete with respect to the rules in Figure 1 and Figure 2.

5.1 Normal form

Suppose that $a_j \in \mathcal{R}, 0 \leq j_1 < \dots < j_s \leq m-1, 1 \leq s \leq m$. Then the following diagram

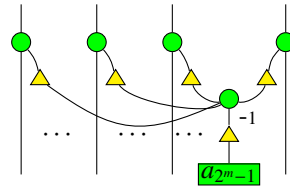


where a_j connects to j_1, \dots, j_s via red dots, represents the $2^m \times 2^m$ row-addition elementary matrix:

$$A_j = \begin{pmatrix} 1 & \cdots & 0 & \cdots & 0 \\ \vdots & \ddots & & & \vdots \\ 0 & \cdots & 1 & \cdots & a_j \\ \vdots & & & \ddots & \vdots \\ 0 & \cdots & 0 & \cdots & 1 \end{pmatrix} \begin{matrix} r_0 \\ \vdots \\ r_j \\ \vdots \\ r_{2^m-1} \end{matrix}$$

where a_j lies in the r_j row, $j = 2^m - 1 - (2^{j_1} + \dots + 2^{j_s})$.

Moreover, let $a_{2^m-1} \in \mathcal{R}$, then the following diagram

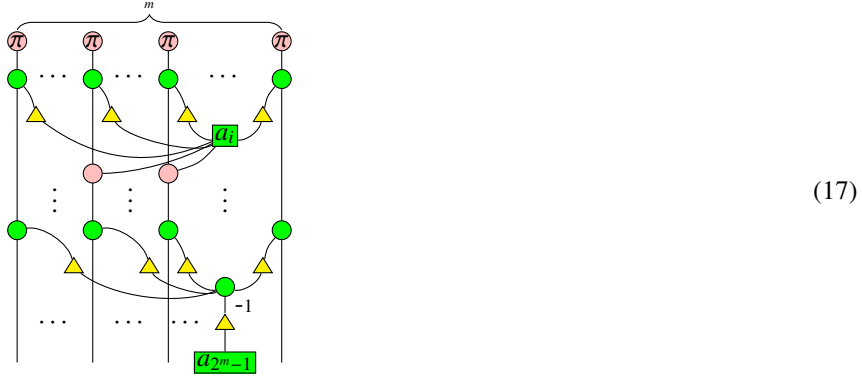


represents the row-multiplication matrix:

$$M = \begin{pmatrix} 1 & \cdots & 0 & \cdots & 0 \\ \vdots & \ddots & & & \vdots \\ 0 & \cdots & 1 & \cdots & 0 \\ \vdots & & & \ddots & \vdots \\ 0 & \cdots & 0 & \cdots & a_{2^m-1} \end{pmatrix} \begin{matrix} r_0 \\ \vdots \\ r_k \\ \vdots \\ r_{2^m-1} \end{matrix}$$

Any vector $(a_0, a_1, \dots, a_{2^m-1})^T$ with $a_i \in \mathcal{R}, m \geq 1$ can be uniquely represented by

the following normal form:



where for those diagrams which represent row additions, a_i connects to wires with pink nodes depending on i , and all possible connections are included in the normal form. Actually, one can check that there are $\binom{m}{1} + \binom{m}{2} + \dots + \binom{m}{m} = 2^m - 1$ row additions in the normal form. By Proposition 4.25, all the row addition diagrams are commutative with each other.

In the case of $m = 0$, for any element $a \in \mathcal{R}$, its normal form is defined as



where

$$\left[\begin{array}{c} \pi \\ a \end{array} \right] = a$$

By the map-state duality as given in (?), we obtain the universality of ZX-calculus over \mathcal{R} : any $2^m \times 2^n$ matrix A with $m, n \geq 0$ can be represented by a ZX diagram.

5.2 Proof of completeness

Completeness means for any two diagrams D_1 and D_2 of ZX-calculus over \mathcal{R} , if $\llbracket D_1 \rrbracket = \llbracket D_2 \rrbracket$, then $D_1 = D_2$ can be derived from the ZX rules. As shown in [14], to prove completeness we need to prove the following statements:

1. the juxtaposition of any two diagrams in normal form can be rewritten into a normal form.
2. a self-plugging on a diagram in normal form can be rewritten into a normal form.
3. all generators bended in state diagrams or already being state diagrams can be rewritten into normal forms.

5.2.1 Rewrite the tensor product of two normal forms into a normal form

It has been simply shown in [14] that the tensor product of two scalar diagrams can be rewritten into a normal form as follows:

$$\begin{array}{c} \pi \\ | \\ a \end{array} \begin{array}{c} \pi \\ | \\ b \end{array} \stackrel{B3}{=} \begin{array}{c} \pi \\ / \quad \backslash \\ a \quad b \end{array} \stackrel{S1}{=} \begin{array}{c} \pi \\ | \\ ab \end{array}$$

Given the following two norm forms such that

$$\left(\begin{array}{c} \pi \\ \vdots \\ \pi \end{array} \right) = \begin{pmatrix} a_0 \\ a_1 \\ \vdots \\ a_{2^{m-2}} \\ a_{2^m-1} \end{pmatrix} \quad (18)$$

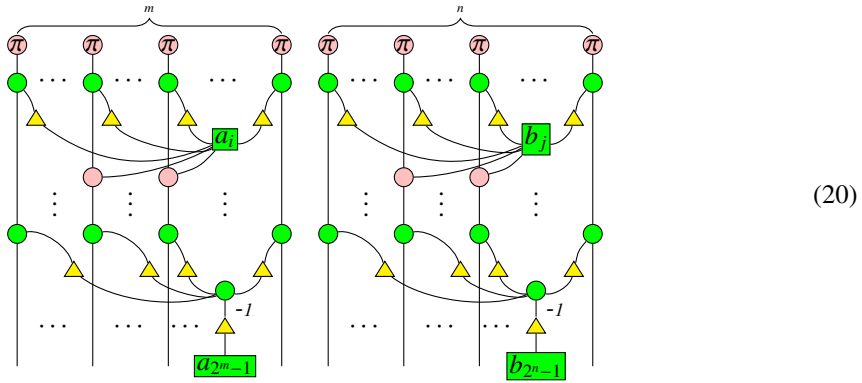
and

$$\left(\begin{array}{c} \pi \\ \vdots \\ \pi \end{array} \right) = \begin{pmatrix} b_0 \\ b_1 \\ \vdots \\ b_{2^{n-2}} \\ b_{2^n-1} \end{pmatrix} \quad (19)$$

where m, n are positive integers, $a_i, b_j \in \mathcal{R}$, we have

Proposition 5.2 *The following tensor product of two normal forms can be rewritten*

into a single normal form:



The proof of this proposition is the same as that of [14].

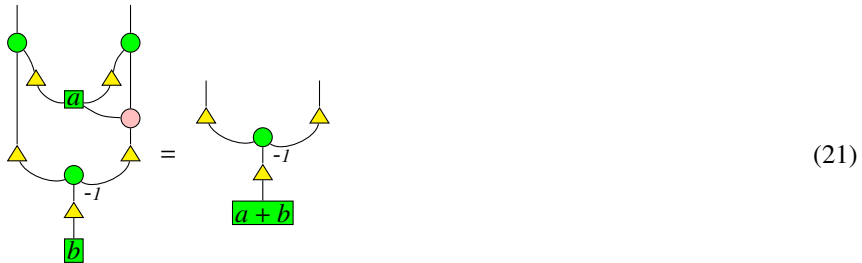
5.2.2 Self-plugging on a normal form

In this subsection, we prove the following result:

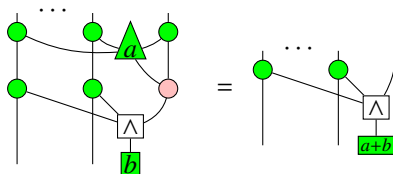
Theorem 5.3 *A self-plugged normal form can be rewritten into a normal form.*

The proof given in [14] still holds here. In the following we show again the properties used for this proof, where only one proposition need a new proof which works for the ring case.

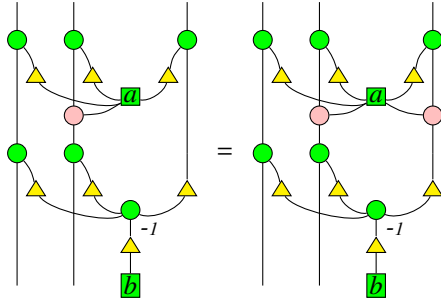
Proposition 5.4 [14]



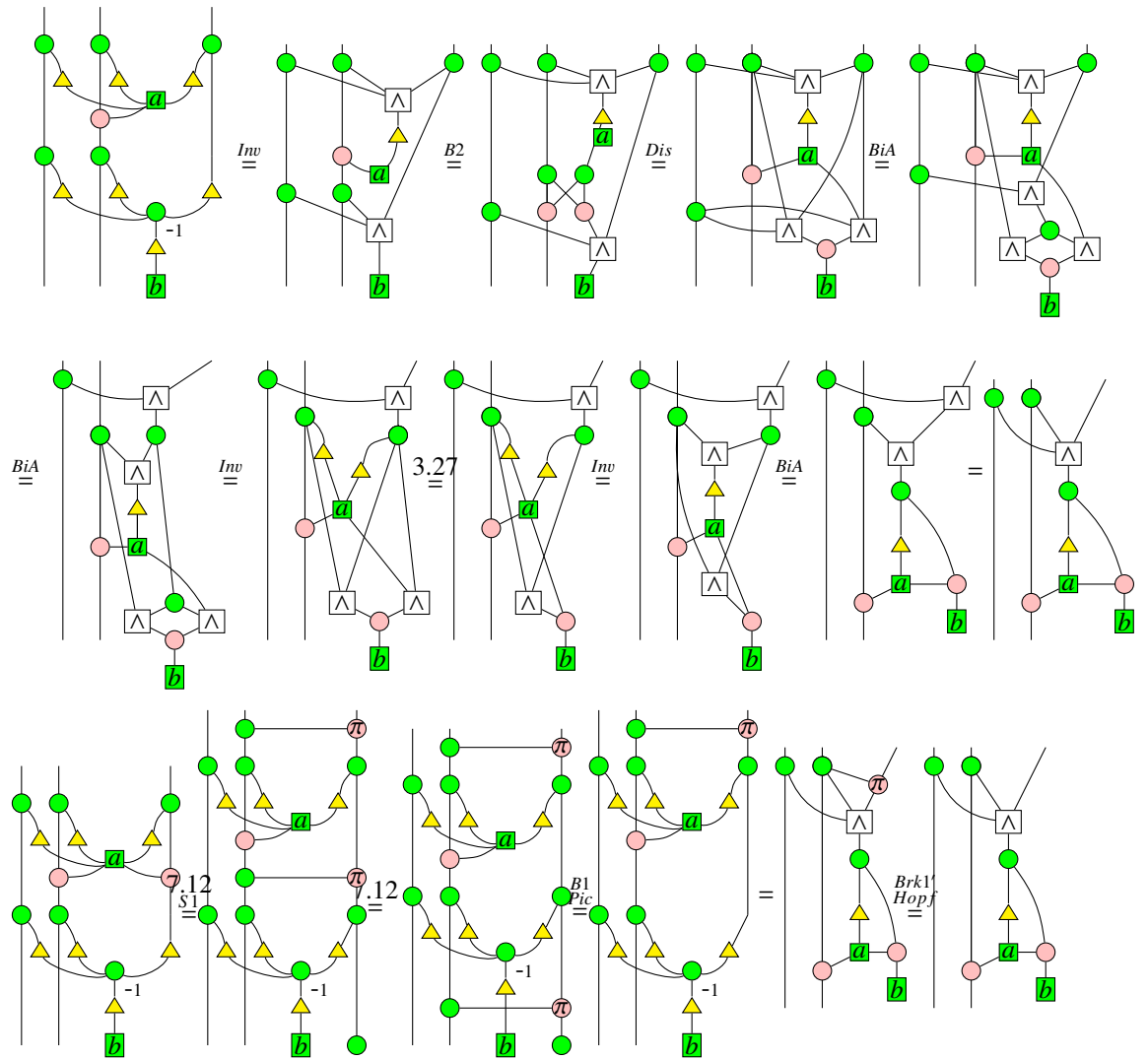
Corollary 5.5 [14]



Proposition 5.6 [14]

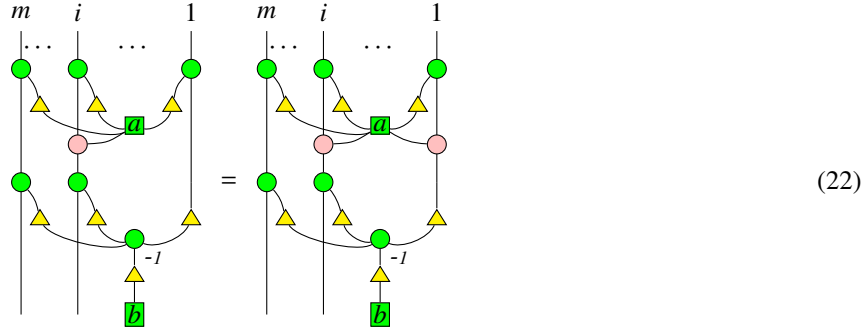


Proof:



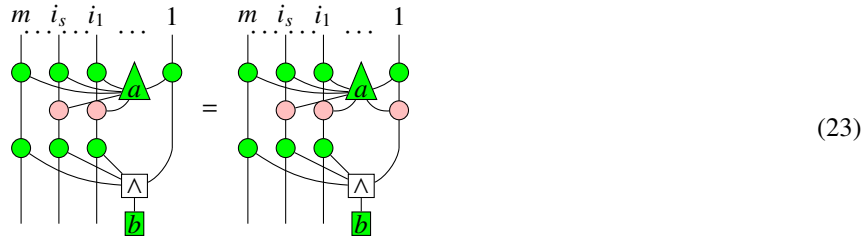
□

Corollary 5.7 [14] Suppose a is connected to the i -th line via a pink node ($i > 1$). Then



where on the left side of (22) the node a is connected to the i -th line and the 1st line via two pink nodes.

Proposition 5.8 [14] Suppose a is connected to the i_1, \dots, i_s via pink nodes ($i_1 > 1$). Then one more connection can be added on the right most line:

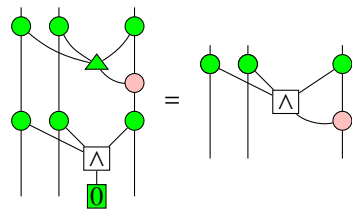


5.2.3 Rewriting generators into normal form

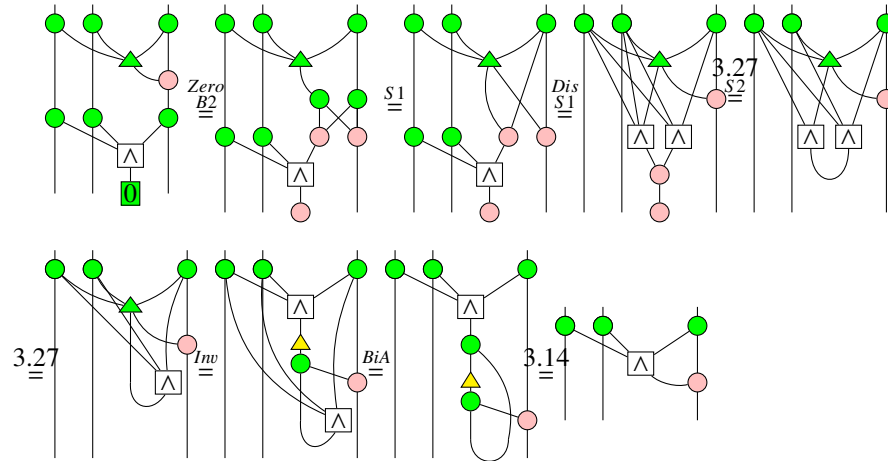
In this section, we prove that all the generators bended in state diagrams or already being state diagrams can be rewritten into normal forms.

We only need to rewrite the generators $R_X^{(n,m)}$ and P in Table 1 into a normal form, since the other generators have been rewritten into normal form in [14].

Lemma 5.9

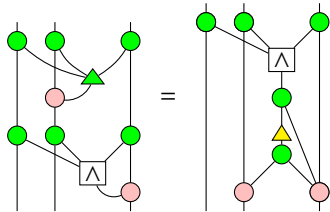


Proof:

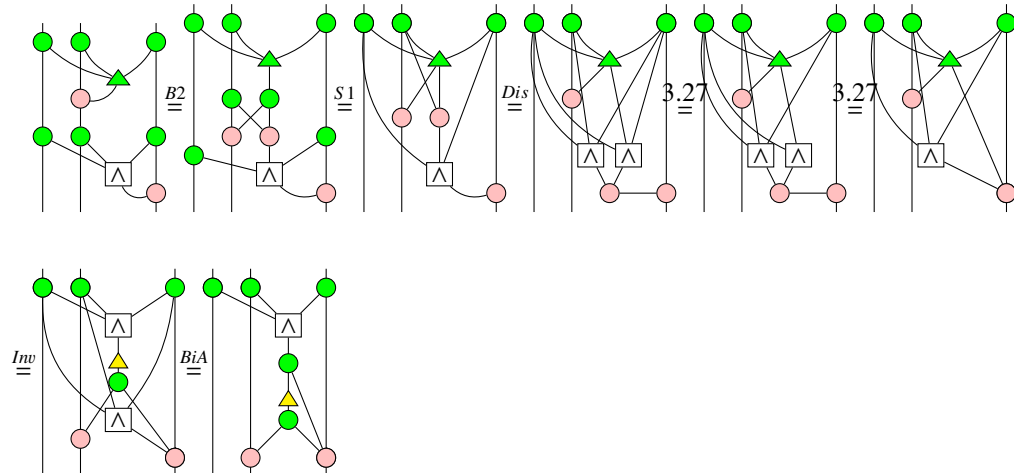


□

Lemma 5.10

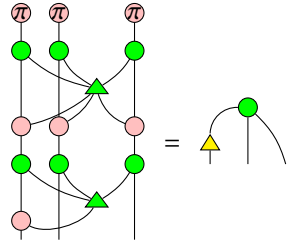


Proof:

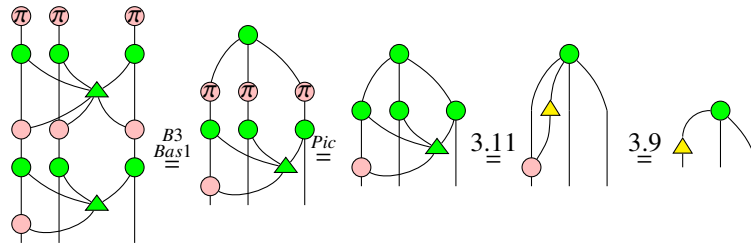


□

Lemma 5.11

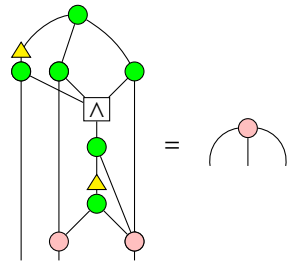


Proof:

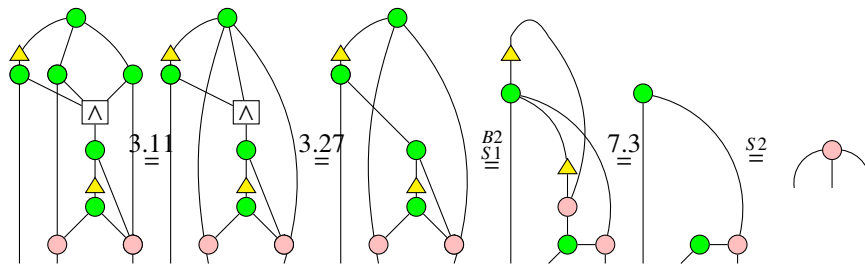


□

Lemma 5.12

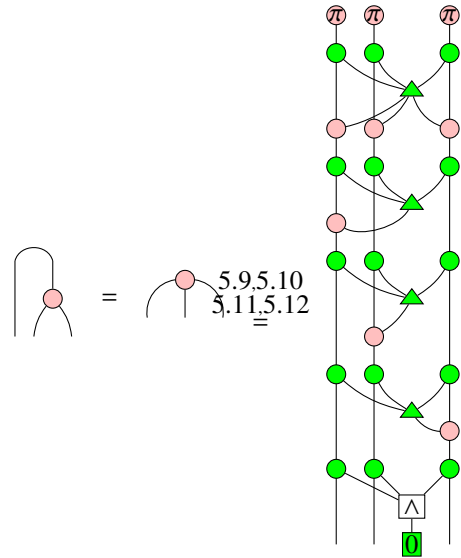
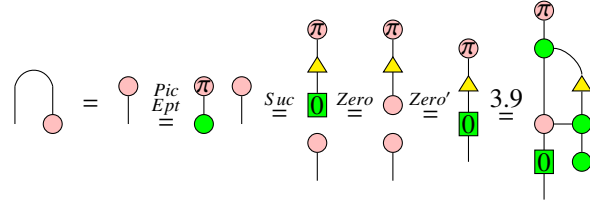


Proof:

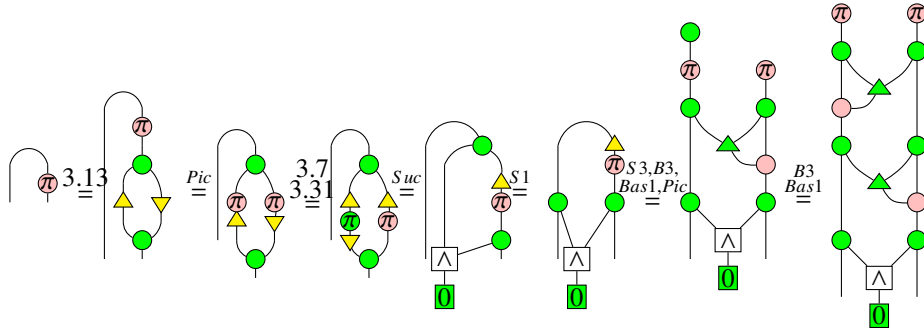


□

1. For $R_X^{(n,m)}$, it is reduced to the following two cases:



2. For the generator P , we have



5.2.4 Rewriting scalars into normal form

Given an arbitrary scalar diagram over a ring \mathcal{R} , due to Lemma 3.2, it can be seen as a state diagram on top plugged with cups or \circ from the bottom. Such a state diagram has been shown in the previous subsection that it can be rewritten into a normal form. In addition, a normal form plugged with \circ can be bended up, so at the end any

scalar diagram is a non-scalar normal form with outputs connected only by cups. Since normal form with more than 2 outputs plugged with cups can be reduced to a normal form with outputs as proved in Theorem 8.3, we just need to show that a normal form with exactly 2 outputs plugged with a cup can be written into a scalar normal form $\begin{array}{c} \textcircled{a} \\ | \\ \square \end{array}$, which has also been obtained in Theorem 8.3.

6 ZX-calculus over commutative semirings

Given an arbitrary commutative semiring \mathcal{S} , it is clear that one could not have a Hadamard node or an inverse of the triangle node any more, due to a short of negative elements. Bearing this in mind, we give the generators of ZX-calculus over \mathcal{S} in the following table.

$R_{Z,a}^{(n,m)} : n \rightarrow m$		$R_X^{(n,m)} : n \rightarrow m$	
$T : 1 \rightarrow 1$		$\sigma : 2 \rightarrow 2$	
$I : 1 \rightarrow 1$		$P : 1 \rightarrow 1$	
$C_a : 0 \rightarrow 2$		$C_u : 2 \rightarrow 0$	

Table 2: Generators of ZX-calculus, where $m, n \in \mathbb{N}$, $a \in \mathcal{S}$, and e represents an empty diagram.

There is a standard interpretation $\llbracket \cdot \rrbracket$ for the ZX diagrams over \mathcal{S} :

$$\left[\begin{array}{c} \text{Diagram of } R_{Z,a}^{(n,m)} \end{array} \right] = |0\rangle^{\otimes m} \langle 0|^{\otimes n} + a |1\rangle^{\otimes m} \langle 1|^{\otimes n},$$

$$\left[\left[\begin{array}{c} \overbrace{\quad\quad\quad}^n \\ \dots \\ \text{red spider} \\ \dots \\ \underbrace{\quad\quad\quad}_m \end{array} \right] \right] = \sum_{\substack{i_1, \dots, i_m, j_1, \dots, j_n \in \{0,1\} \\ i_1 + \dots + i_m \equiv j_1 + \dots + j_n \pmod{2}}} |i_1, \dots, i_m\rangle \langle j_1, \dots, j_n|$$

$$\left[\left[\begin{array}{c} \text{yellow triangle} \\ \vdots \\ \vdots \end{array} \right] \right] = \begin{pmatrix} 1 & 1 \\ 0 & 1 \end{pmatrix}, \quad \left[\left[\begin{array}{c} \vdots \\ \vdots \\ \vdots \end{array} \right] \right] = 1, \quad \left[\left[\begin{array}{c} \vdots \\ \vdots \\ \vdots \end{array} \right] \right] = \begin{pmatrix} 1 & 0 \\ 0 & 1 \end{pmatrix}, \quad \left[\left[\begin{array}{c} \text{red circle} \\ \vdots \\ \vdots \end{array} \right] \right] = \begin{pmatrix} 0 & 1 \\ 1 & 0 \end{pmatrix},$$



$$\left[\left[\begin{array}{c} \text{cup} \\ \vdots \\ \vdots \end{array} \right] \right] = \begin{pmatrix} 1 & 0 & 0 & 0 \\ 0 & 0 & 1 & 0 \\ 0 & 1 & 0 & 0 \\ 0 & 0 & 0 & 1 \end{pmatrix}, \quad \left[\left[\begin{array}{c} \text{cap} \\ \vdots \\ \vdots \end{array} \right] \right] = \begin{pmatrix} 1 \\ 0 \\ 0 \\ 1 \end{pmatrix}, \quad \left[\left[\begin{array}{c} \text{cup} \\ \vdots \\ \vdots \end{array} \right] \right] = (1 \ 0 \ 0 \ 1),$$

$$[[D_1 \otimes D_2]] = [[D_1]] \otimes [[D_2]], \quad [[D_1 \circ D_2]] = [[D_1]] \circ [[D_2]],$$

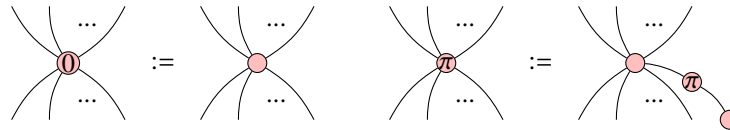
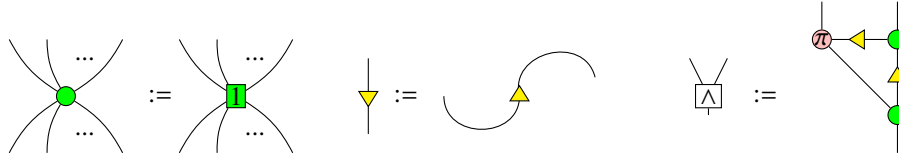
where

$$a \in \mathcal{S}, \quad |0\rangle = \begin{pmatrix} 1 \\ 0 \end{pmatrix}, \quad \langle 0| = (1 \ 0), \quad |1\rangle = \begin{pmatrix} 0 \\ 1 \end{pmatrix}, \quad \langle 1| = (0 \ 1), \quad \begin{array}{c} \vdots \\ \vdots \\ \vdots \end{array}$$

denotes the empty diagram.

Remark 6.1 If $\mathcal{S} = \mathbb{C}$, then the interpretation of the red spider we defined here is just the normal red spider [3] written in terms of computational basis with all the coefficients being 1. To see this, one just need to notice that the red spider can be generated by the monoid pair (and its flipped version)   corresponding to matrices $\begin{pmatrix} 1 & 0 & 0 & 1 \\ 0 & 1 & 1 & 0 \end{pmatrix}$ and $\begin{pmatrix} 1 \\ 0 \end{pmatrix}$ respectively, which means the red spider defined in this way is the same as the normal red spider (see e.g. [3]) up to a scalar depending on the number of inputs and outputs of the spider.

For simplicity, we make the following conventions:



Now we give rules for ZX-calculus over an arbitrary commutative semiring \mathcal{S} .

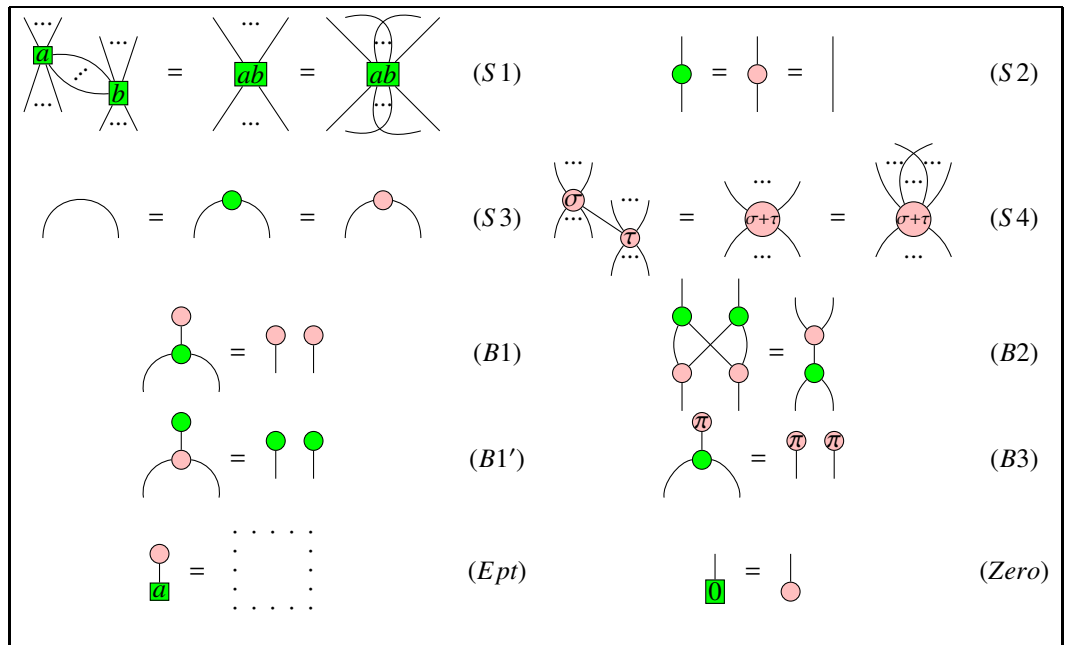


Figure 3: ZX rules I, over an arbitrary commutative semiring $\mathcal{S}, m \geq 0, a, b \in \mathcal{S}, \sigma, \tau \in \{0, \pi\}$, $+$ is a modulo 2π addition in (S4). The upside-down flipped versions of the rules are assumed to hold as well.

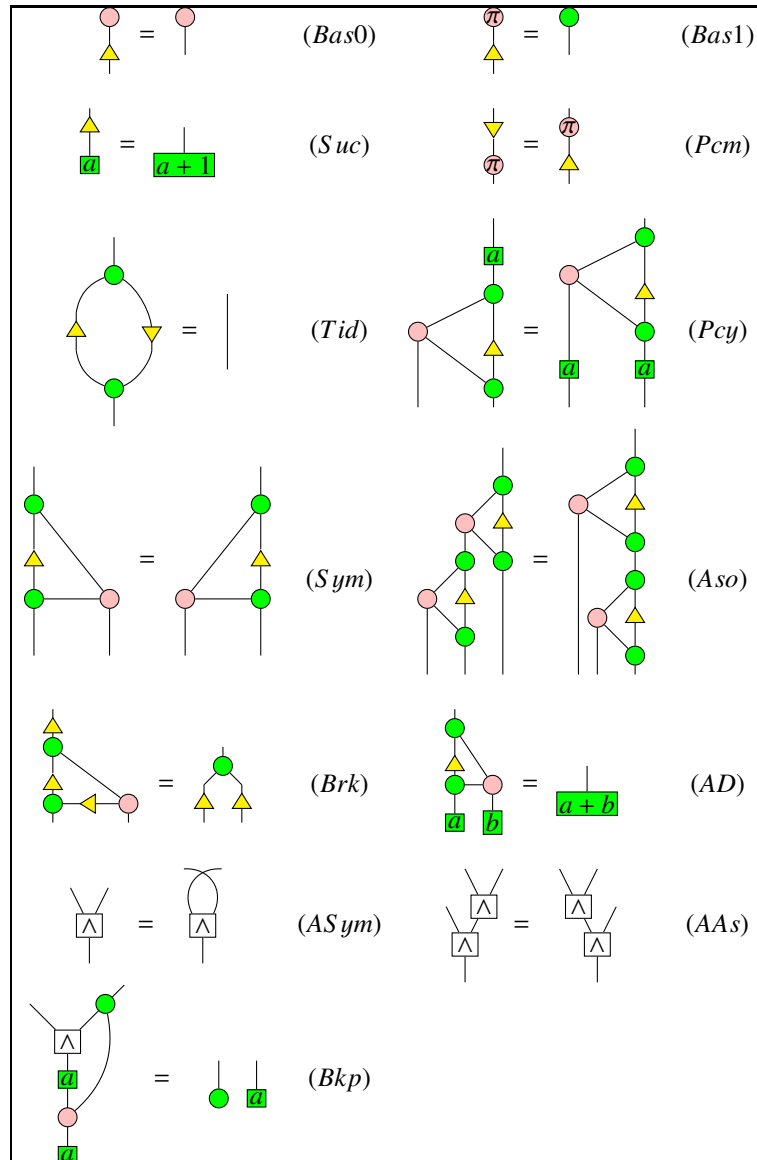
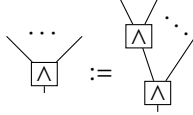


Figure 4: ZX rules II, over an arbitrary commutative semiring \mathcal{S} , $a, b \in \mathcal{S}$. The upside-down flipped versions of the rules are assumed to hold as well.

Due to the associative rule (AAs) for the AND gate, the following notation is well

defined and will be called (AAs) as well:

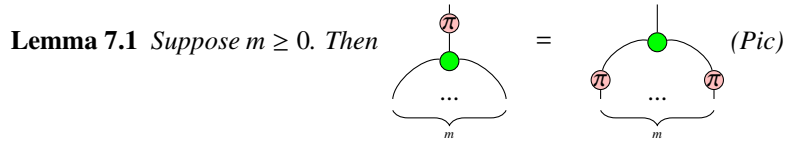


It is a routine check that these rules are sound in the sense that they still hold under the standard interpretation $\llbracket \cdot \rrbracket$.

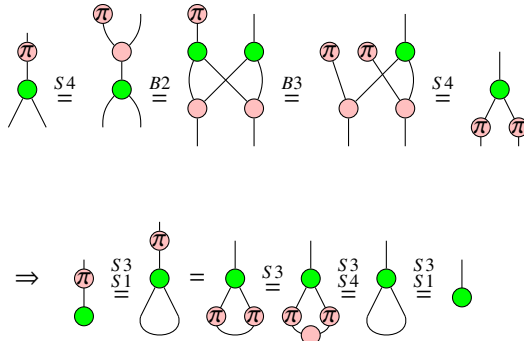
7 Derivable equalities in semirings

In this section, we list equalities from rewriting rules in Figure 3 and 4. For those equalities that have been derived in the ring case while still hold in the case of semirings, we just list their lemma numbers in order here, only those need to derive in the semiring case will be given proofs in this section.

Lemma 3.5, Lemma 3.9, Lemma 3.10, Lemma 3.1.

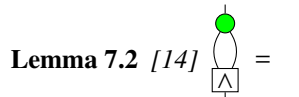


Proof:

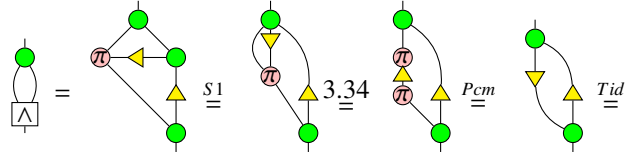


The general case follows directly from the above two special cases. □

Lemma 3.34, Lemma ??.



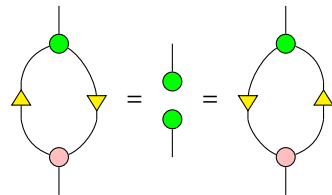
Proof:



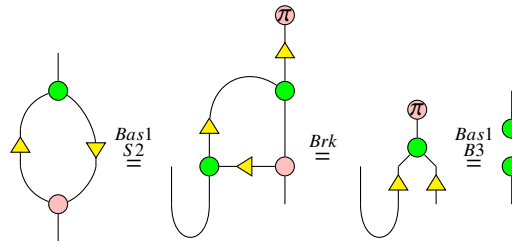
□

Lemma 3.14, Corollary 3.21, Lemma 3.22, Lemma 3.23,

Lemma 7.3 [14]



Proof:

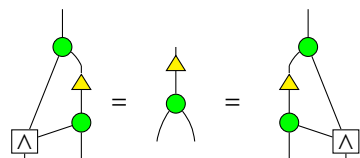


The second equality can be obtained by symmetry.

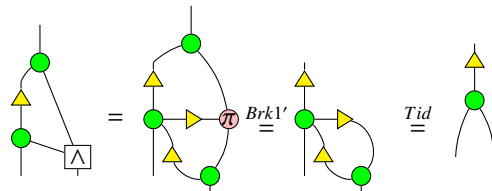
□

Lemma 3.26.

Lemma 7.4 [14]

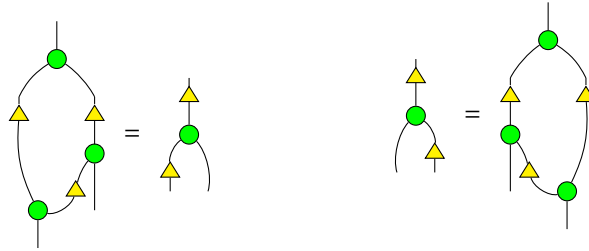


Proof:

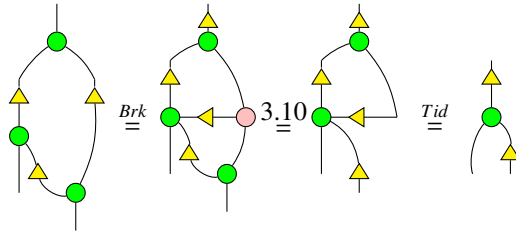


The other equality can be obtained by symmetry. □

Lemma 7.5 [13]

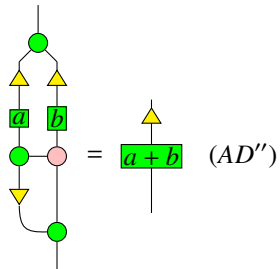


Proof:

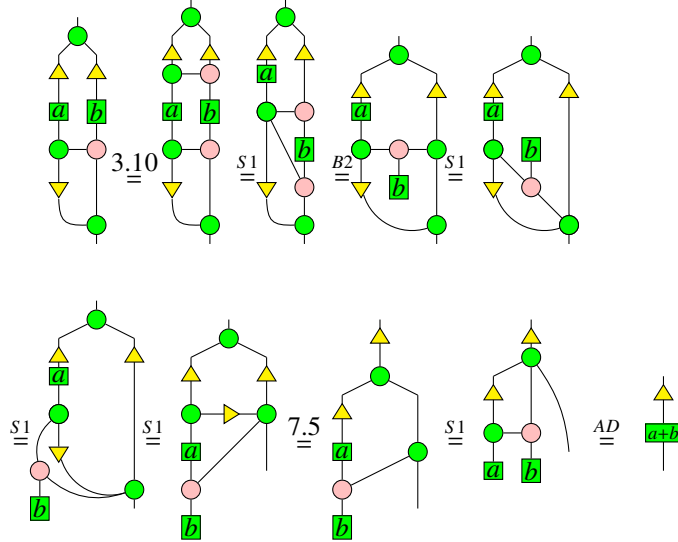


The other equality can be obtained by symmetry. □

Lemma 7.6 [14]

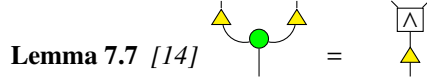


Proof:

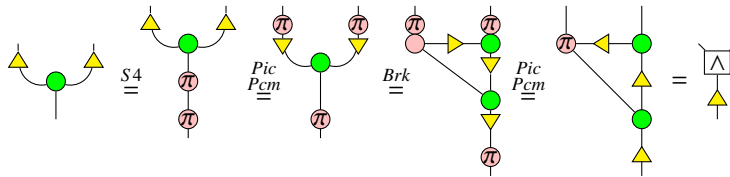


□

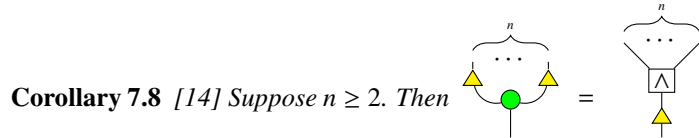
Lemma 3.30.



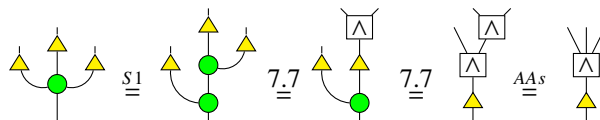
Proof:



□

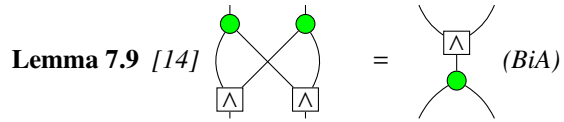


Proof: This can be proved by induction. We just show the case $n = 3$ here.



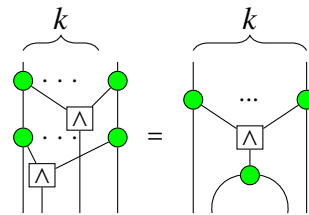
□

Lemma 3.35.

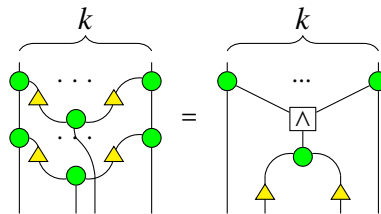


Corollary 7.10.

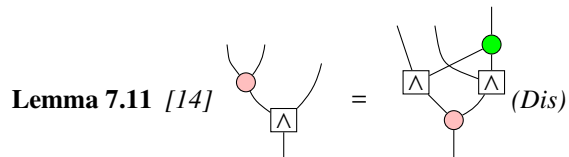
Corollary 7.10 For any $k \geq 2$, we have



or by Corollary 7.8 equivalently,

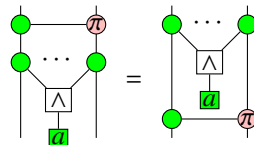


Corollary 3.40.

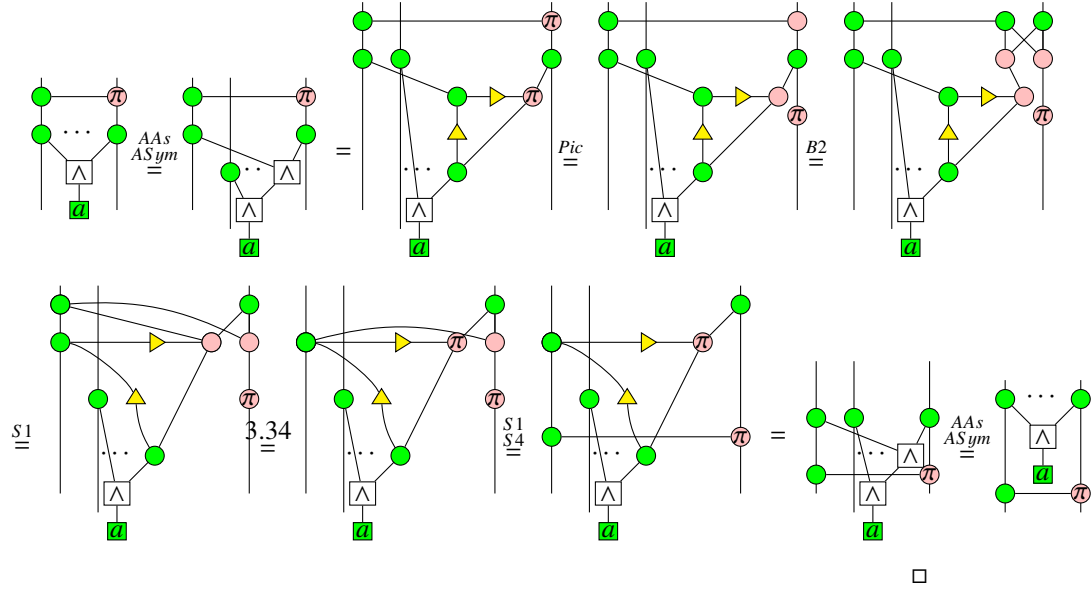


Corollary ??, Proposition 4.1, Corollary 4.2, Proposition 4.3, Proposition 4.4, Corollary 4.5.

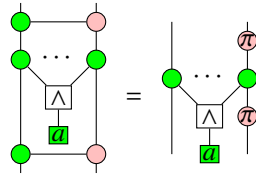
Proposition 7.12 [14]



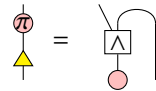
Proof:



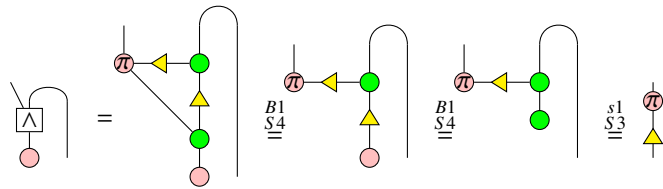
Corollary 7.13 [14]



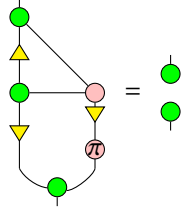
Lemma 7.14



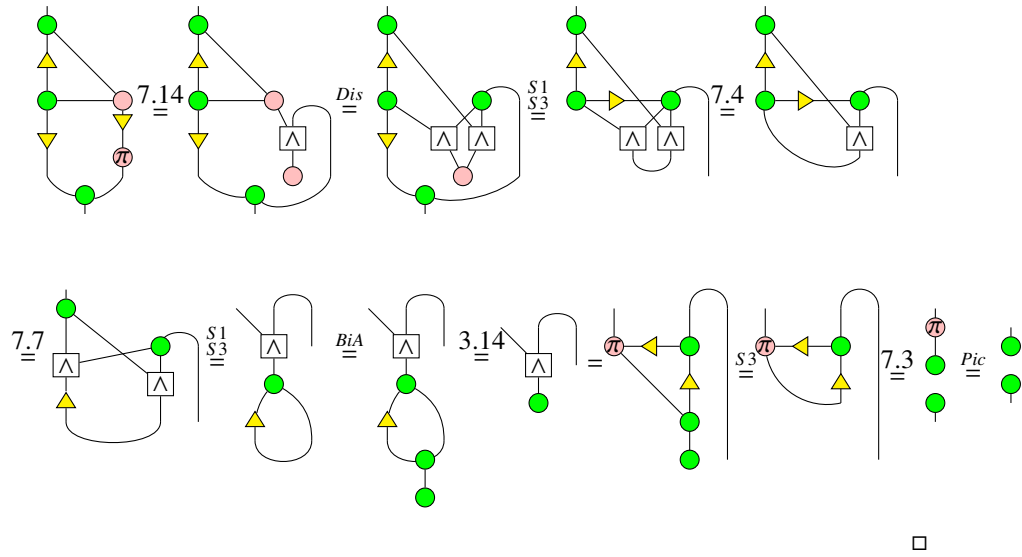
Proof:



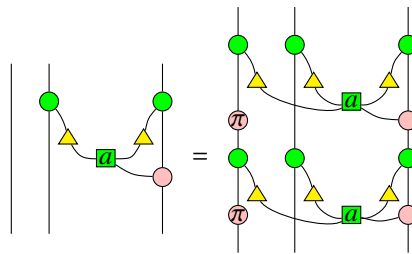
Lemma 7.15 [14]



Proof:



Lemma 7.16 [14]



Proposition 7.17 [14] For any $k \geq 1$, we have

(24)

Corollary 4.11, Corollary 4.12, Corollary ??, Corollary 4.14, Corollary 4.15, Proposition 4.16, Corollary 4.17.

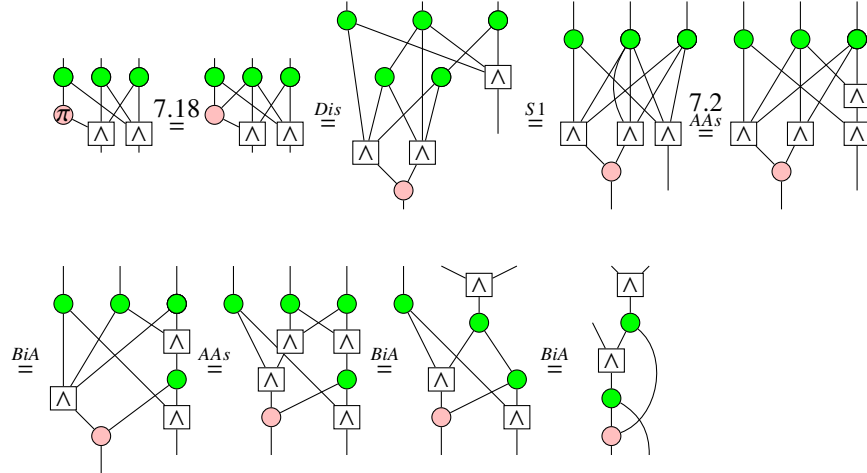
Lemma 7.18

Proof:

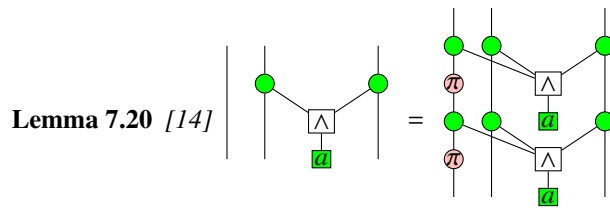
□

Lemma 7.19

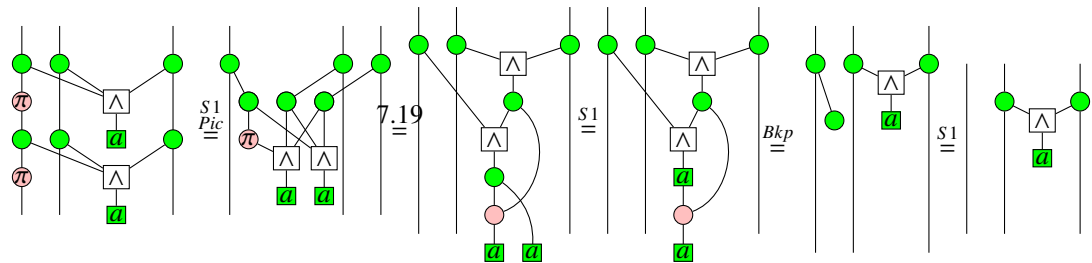
Proof:



□

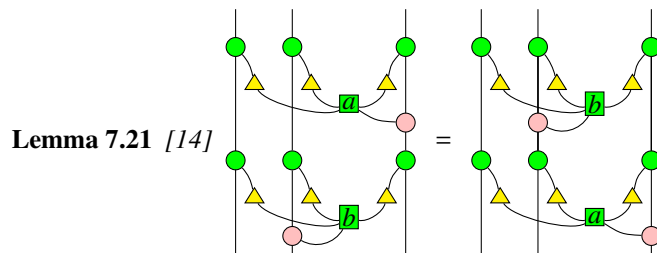


Proof:

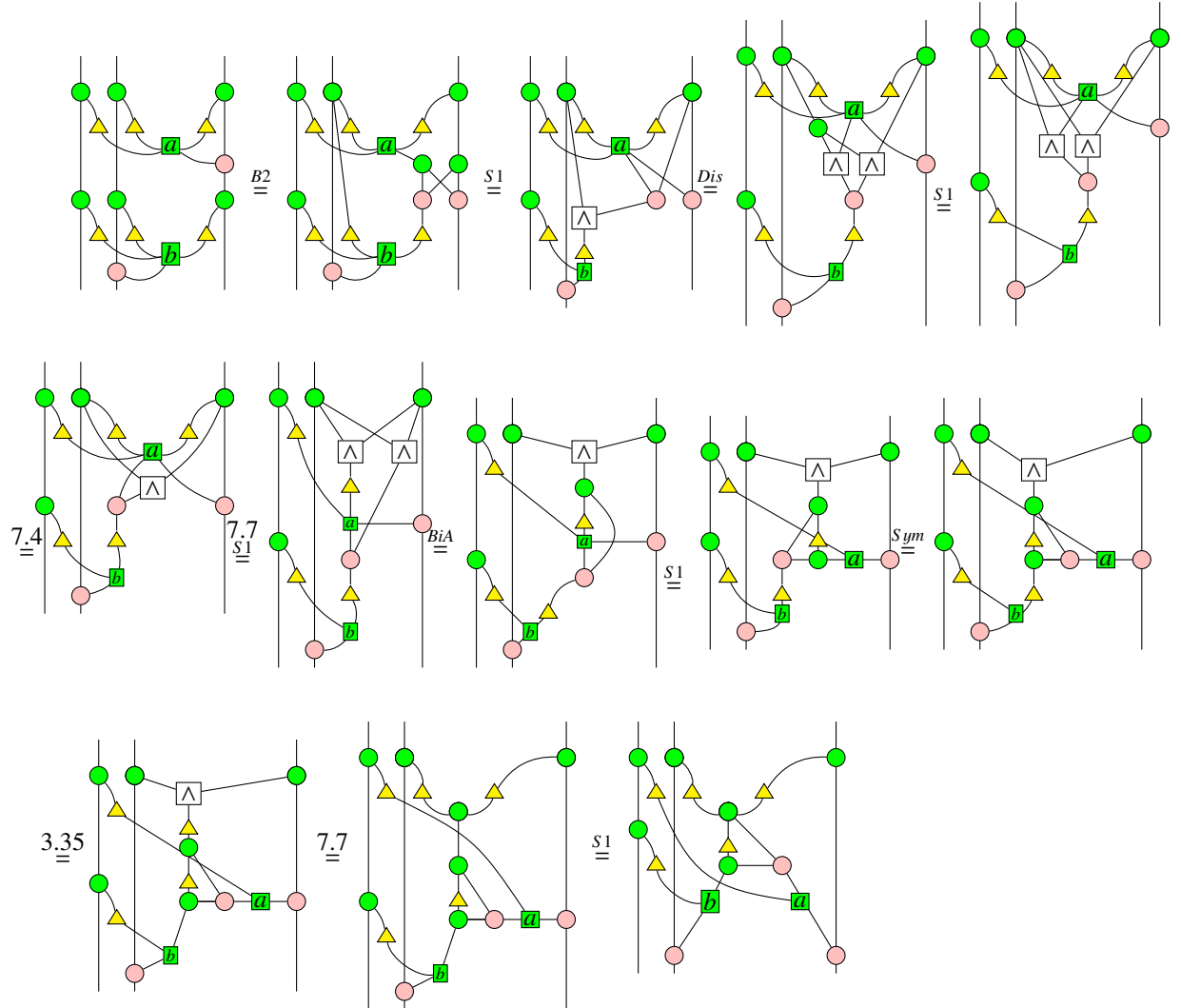


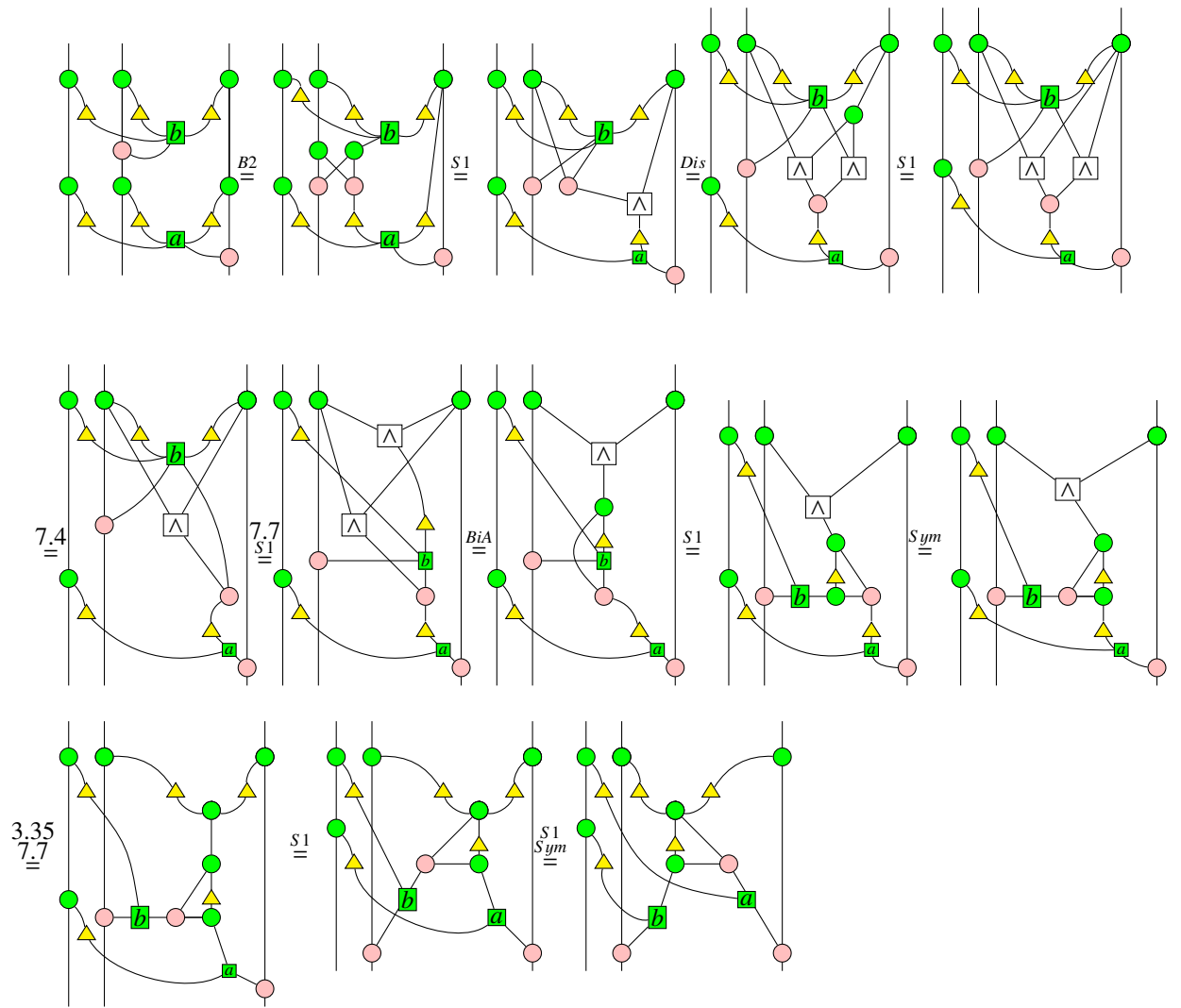
□

Proposition 4.20, Corollary 4.21, Corollary 4.22.



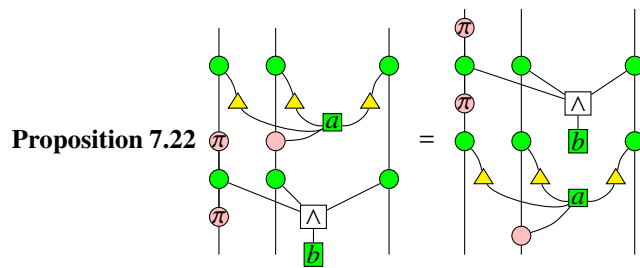
Proof:





□

Proposition 4.24, Proposition 4.25, Proposition 4.26, Corollary 4.27, Corollary 4.28, Proposition 4.29, Proposition 4.30, Proposition 4.31.



Proposition 4.33, Proposition 4.34, Proposition 4.35, Proposition 4.36, Proposition 4.37, Proposition 4.38, Corollary 4.39, Proposition 4.40, Corollary 4.41, Lemma 4.42, Proposition 4.43, Proposition 4.44, Proposition 4.45, Proposition 4.46, Proposition 4.47, Corollary 4.48, Proposition 4.49, Corollary 4.50.

8 Completeness of ZX-calculus over arbitrary commutative semiring \mathcal{S}

In this section, we prove the completeness of ZX-calculus over an arbitrary commutative semiring \mathcal{S} following the proof for rings. For simplicity, we omit the corresponding details in the ring case if they still hold for semirings.

Theorem 8.1 *The ZX-calculus over an arbitrary ring \mathcal{S} is complete with respect to the rules in Figure 3 and Figure 4.*

8.1 Normal form

First we introduce the diagrams for some elementary matrices over \mathcal{S} .

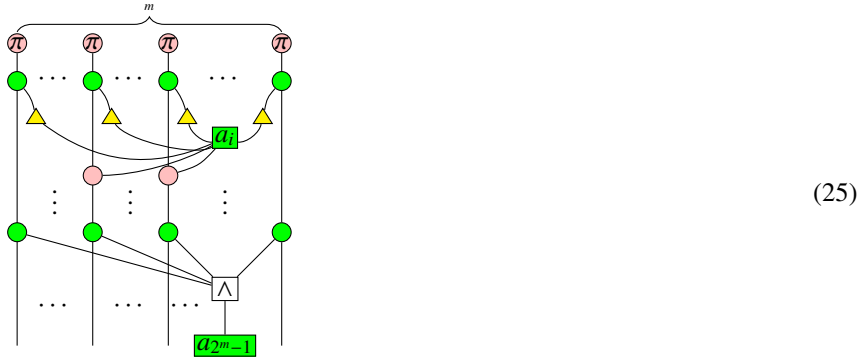
$$\left[\begin{array}{c} \text{Diagram with } m \text{ wires and } a_j \text{ box} \end{array} \right] = \begin{pmatrix} 1 & \cdots & 0 & \cdots & 0 \\ \vdots & \ddots & & & \vdots \\ 0 & \cdots & 1 & \cdots & a_j \\ \vdots & & & \ddots & \vdots \\ 0 & \cdots & 0 & \cdots & 1 \end{pmatrix} \begin{matrix} r_0 \\ r_j \\ r_{2^m-1} \end{matrix}$$

where $a_j \in \mathcal{S}$ lies in the r_j row, $j = 2^m - 1 - (2^{j_1} + \cdots + 2^{j_s})$. This represents a matrix row addition from the bottom row.

$$\left[\begin{array}{c} \text{Diagram with } a_{2^m-1} \text{ box} \end{array} \right] = \begin{pmatrix} 1 & \cdots & 0 & \cdots & 0 \\ \vdots & \ddots & & & \vdots \\ 0 & \cdots & 1 & \cdots & 0 \\ \vdots & & & \ddots & \vdots \\ 0 & \cdots & 0 & \cdots & a_{2^m-1} \end{pmatrix} \begin{matrix} r_0 \\ r_k \\ r_{2^m-1} \end{matrix}$$

This represents a matrix row multiplication on the bottom row multiplied by $a_{2^m-1} \in \mathcal{S}$. Similar to the ring case, any vector $(a_0, a_1, \cdots, a_{2^m-1})^T$ with $a_i \in \mathcal{S}$ can be uniquely

represented by the following normal form:



where for those diagrams which represent row additions, a_i connects to wires with pink nodes depending on i , and all possible connections are included in the normal form. Actually, one can check that there are $\binom{m}{1} + \binom{m}{2} + \dots + \binom{m}{m} = 2^m - 1$ row additions in the normal form. By Proposition 4.25, all the row addition diagrams are commutative with each other.

In the case of $m = 0$, for any element $a \in \mathcal{S}$, its normal form is defined as



where

$$\left[\begin{array}{c} \pi \\ a_i \end{array} \right] = a$$

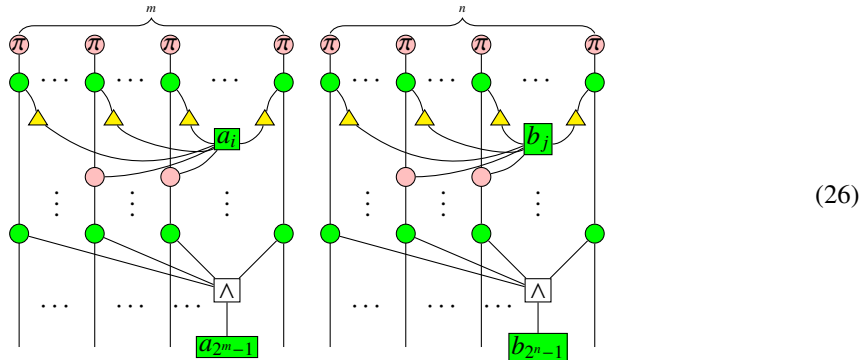
By the map-state duality as given in (??), we obtain the universality of ZX-calculus over \mathcal{S} : any $2^m \times 2^n$ matrix A with $m, n \geq 0$ can be represented by a ZX diagram.

8.2 Proof of completeness

The proof of completeness for semirings is very similar to the ring case, we just give details for those which need to be modified in the semiring case.

8.2.1 Rewrite the tensor product of two normal forms into a normal form

Proposition 8.2 *The following tensor product of two normal forms can be rewritten into a single normal form:*



where m, n are positive integers, $a_i, b_j \in S$.

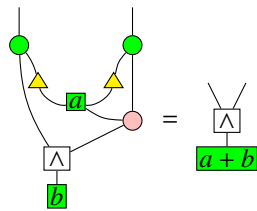
8.2.2 Self-plugging on a normal form

In this subsection, we prove the following result:

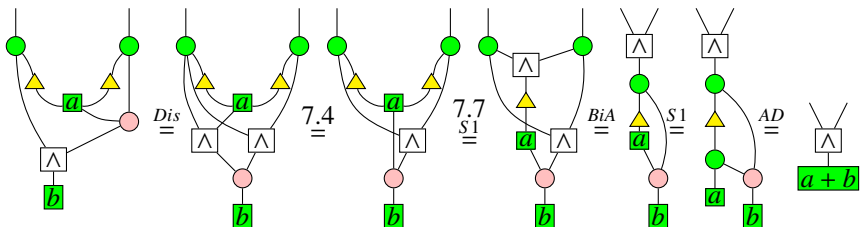
Theorem 8.3 *A self-plugged normal form can be rewritten into a normal form.*

In the following we only cite the lemma or proposition needed for the proof except for those which have to be modified in the semiring case.

Proposition 8.4



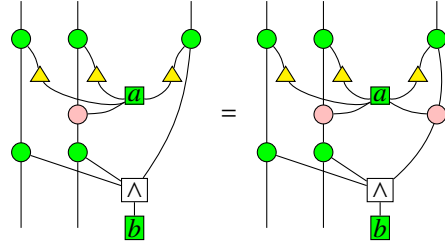
Proof:



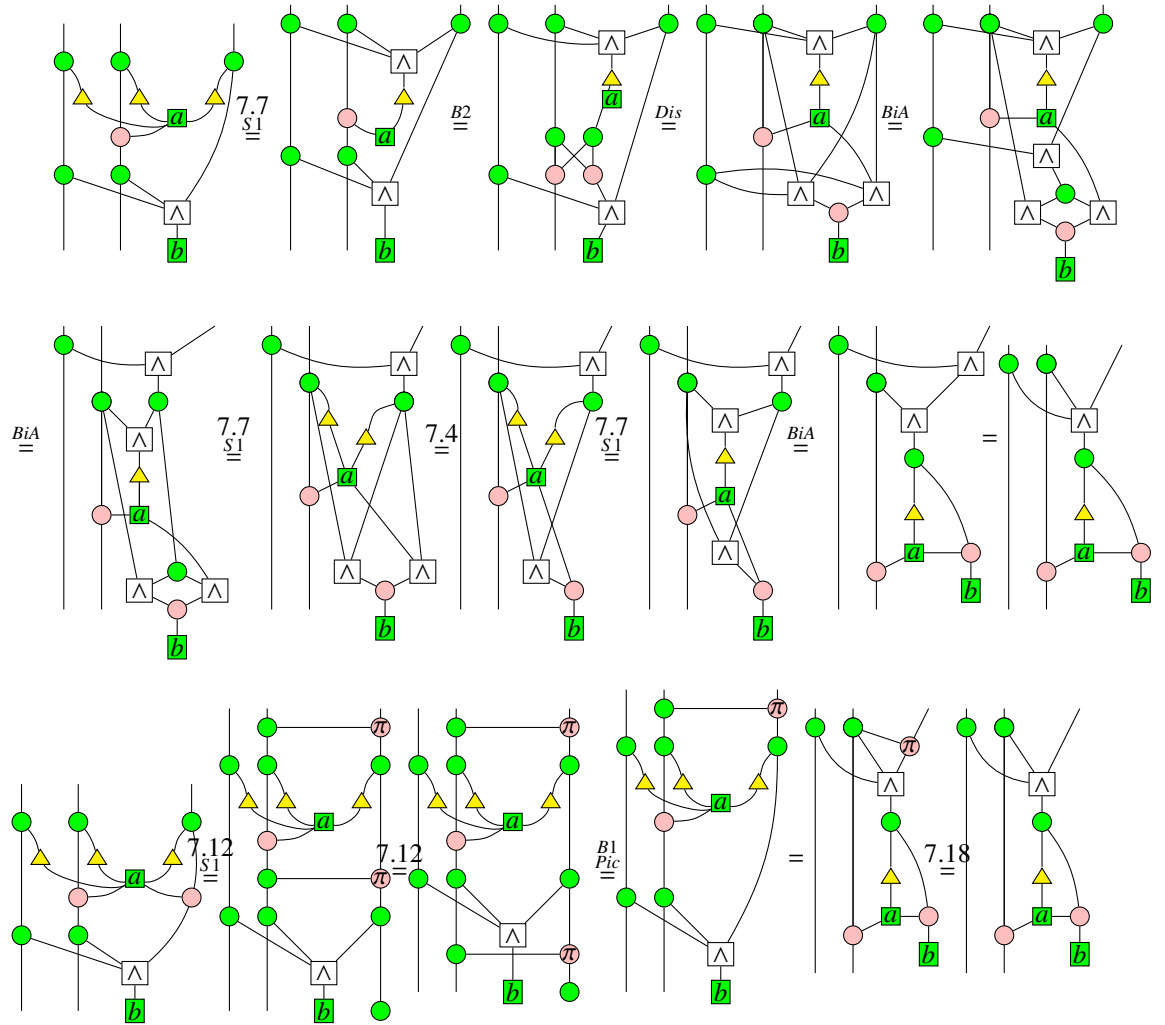
□

Corollary 5.5.

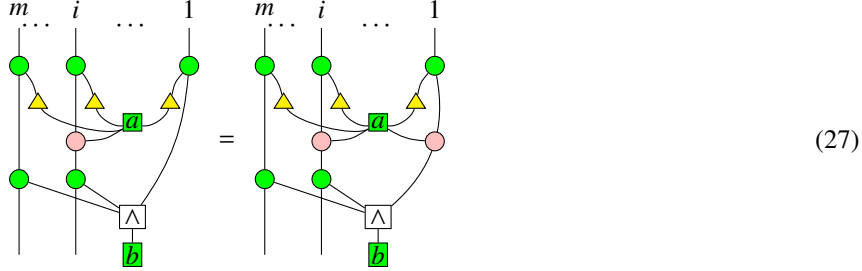
Proposition 8.5



Proof:



Corollary 8.6 *Suppose a is connected to the i -th line via a pink node ($i > 1$). Then*



where on the left side of (27) the node a is connected to the i -th line and the 1st line via two pink nodes.

Proposition 5.8.

8.2.3 Rewriting generators into normal form

Theorem 8.7 *Each generator in Table 2 can be rewritten into a normal form when bended as a state diagram or already being a state diagram.*

The proof can be referenced to that of the ring case.

8.2.4 Rewriting scalars into normal form

Given an arbitrary scalar diagram over a ring \mathcal{S} , due to Lemma 3.2, it can be seen as a state diagram on top plugged with cups, \bullet or \circ from the bottom. Such a state diagram has been shown in the previous subsection that it can be rewritten into a normal form. In addition, a normal form plugged with \bullet or \circ can be bended up, so at the end any scalar diagram is a non-scalar normal form with outputs connected only by cups. Since normal form with more than 2 outputs plugged with cups can be reduced to a normal form with outputs as proved in Theorem 8.3, we just need to show that a normal form with exactly 2 outputs plugged with a cup can be written into a scalar normal form $\begin{array}{c} \circ \\ | \\ \square \end{array}$, which has also been obtained in Theorem 8.3.

9 Conclusion and further work

In this paper, we generalise ZX-calculus over the field of complex numbers to ZX-calculus over arbitrary commutative rings and semirings, by providing the corresponding generators and rewriting rules. Furthermore, we follow the method in [14] to prove that ZX-calculus over an arbitrary commutative ring is complete for matrices over the same ring.

There could be many applications for the framework of ZX-calculus over arbitrary commutative rings or semirings. One interesting thing could be to do elementary number theory in the framework of ZX-calculus over the ring of integers or semiring of

natural numbers. Furthermore, since we have presented all the elementary matrices in ZX form in [15], one could try to do linear algebra in an arbitrary commutative ring with string diagrams. Finally, we could also generalise ZX-calculus over rings or semirings to higher dimensional cases.

Acknowledgements

This work is supported by AFOSR grant FA2386-18-1-4028. The author would like to thank Aleks Kissinger for useful discussions.

References

- [1] Miriam Backens, Simon Perdrix & Quanlong Wang (2017): *A Simplified Stabilizer ZX-calculus*. *Electronic Proceedings in Theoretical Computer Science* 236, pp. 1–20, doi:10.4204/eptcs.236.1. Available at <http://dx.doi.org/10.4204/EPTCS.236.1>.
- [2] John C. Baez, Brandon Coya & Franciscus Rebro (2017): *Props in Network Theory*. arXiv:1707.08321.
- [3] Bob Coecke & Ross Duncan (2011): *Interacting quantum observables: categorical algebra and diagrammatics*. *New Journal of Physics* 13(4), p. 043016. Available at <http://stacks.iop.org/1367-2630/13/i=4/a=043016>. doi:10.1088/1367-2630/13/4/043016.
- [4] Bob Coecke, Ross Duncan, Aleks Kissinger & Quanlong Wang (2012): *Strong Complementarity and Non-locality in Categorical Quantum Mechanics*. In: *Proceedings of the 2012 27th Annual IEEE/ACM Symposium on Logic in Computer Science, LICS '12*, IEEE Computer Society, pp. 245–254. doi:10.1109/LICS.2012.35.
- [5] Bob Coecke & Aleks Kissinger (2017): *Picturing quantum processes*. Cambridge University Press.
- [6] Bob Coecke & Quanlong Wang (2018): *ZX-rules for 2-qubit Clifford+T Quantum Circuits*. In: *Proceedings of the 10th International Conference, Reversible Computation 2018*, LNCS, pp. 144–161. doi:10.1007/978-3-319-99498-7_10.
- [7] Amar Hadzihasanovic (2015): *A Diagrammatic Axiomatisation for Qubit Entanglement*. In: *2015 30th Annual ACM/IEEE Symposium on Logic in Computer Science*, pp. 573–584. doi:10.1109/LICS.2015.59.
- [8] Amar Hadzihasanovic (2017): *The algebra of entanglement and the geometry of composition*. Ph.D. thesis, University of Oxford. arXiv:1709.08086.
- [9] Amar Hadzihasanovic, Kang Feng Ng & Quanlong Wang (2018): *Two Complete Axiomatisations of Pure-state Qubit Quantum Computing*. In: *Proceedings of the*

33rd Annual ACM/IEEE Symposium on Logic in Computer Science, LICS '18, ACM, pp. 502–511. doi:10.1145/3209108.3209128.

- [10] Emmanuel Jeandel, Simon Perdrix & Renaud Vilmart (2018): *Diagrammatic Reasoning Beyond Clifford+T Quantum Mechanics*. In: *Proceedings of the 33rd Annual ACM/IEEE Symposium on Logic in Computer Science, LICS '18*, ACM, New York, NY, USA, pp. 569–578, doi:10.1145/3209108.3209139. Available at <http://doi.acm.org/10.1145/3209108.3209139>.
- [11] Saunders MacLane (1965): *Categorical algebra*. *Bulletin of the American Mathematical Society* 71(1), pp. 40–106. <https://projecteuclid.org:443/euclid.bams/1183526392>.
- [12] Kang Feng Ng & Quanlong Wang (2018): *Completeness of the ZX-calculus for Pure Qubit Clifford+T Quantum Mechanics*. arXiv:1801.07993.
- [13] Quanlong Wang (2020): *An algebraic axiomatisation of ZX-calculus*. *Proceedings of the 17th International Conference on Quantum Physics and Logic (QPL) 2020*. ArXiv:1911.06752.
- [14] Quanlong Wang (2020): *Algebraic complete axiomatisation of ZX-calculus with a norm form via elementary matrix operations*. ArXiv:2007.13739.
- [15] Quanlong Wang (2020): *Enter a visual era: process theory embodied in ZX-calculus*. Presentation at 17th International Conference on Quantum Physics and Logic (QPL), doi:10.13140/RG.2.2.17289.67682.