

FINE-GRAINED SYNTHESIS OF UNRESTRICTED ADVERSARIAL EXAMPLES

Omid Poursaeed^{1,2}Tianxing Jiang¹Yordanos Goshu^{1,2}Harry Yang³Serge Belongie^{1,2}Ser-Nam Lim³¹Cornell University²Cornell Tech³Facebook AI

ABSTRACT

We propose a novel approach for generating unrestricted adversarial examples by manipulating fine-grained aspects of image generation. Unlike existing unrestricted attacks that typically hand-craft geometric transformations, we learn stylistic and stochastic modifications leveraging state-of-the-art generative models. This allows us to manipulate an image in a controlled, fine-grained manner without being bounded by a norm threshold. Our approach can be used for targeted and non-targeted unrestricted attacks on classification, semantic segmentation and object detection models. Our attacks can bypass certified defenses, yet our adversarial images look indistinguishable from natural images as verified by human evaluation. Moreover, we demonstrate that adversarial training with our examples *improves* performance of the model on clean images without requiring any modifications to the architecture. We perform experiments on LSUN, CelebA-HQ and COCO-Stuff as high resolution datasets to validate efficacy of our proposed approach.

1 INTRODUCTION

Adversarial examples, inputs resembling real samples but maliciously crafted to mislead machine learning models, have been studied extensively in the last few years. Most of the existing papers, however, focus on norm-constrained attacks and defenses, in which the adversarial input lies in an ϵ -neighborhood of a real sample using the L_p distance metric (commonly with $p = 0, 2, \infty$). For small ϵ , the adversarial input is quasi-indistinguishable from the natural sample. For an adversarial image to fool the human visual system, it is sufficient to be norm-constrained; but this condition is not necessary. Moreover, defenses tailored for norm-constrained attacks can fail on other subtle input modifications. This has led to a recent surge of interest on unrestricted adversarial attacks in which the adversary is not bounded by a norm threshold. These methods typically hand-craft transformations to capture visual similarity. Spatial transformations [Engstrom et al. (2017); Xiao et al. (2018); Alaifari et al. (2018)], viewpoint or pose changes [Alcorn et al. (2018)], inserting small patches [Brown et al. (2017)], among other methods, have been proposed for unrestricted adversarial attacks.

In this paper, we focus on fine-grained manipulation of images for unrestricted adversarial attacks. We build upon state-of-the-art generative models which disentangle factors of variation in images. We create fine and coarse-grained adversarial changes by manipulating various latent variables at different resolutions. Loss of the target network is used to guide the generation process. The pre-trained generative model constrains the search space for our adversarial examples to realistic images, thereby revealing the target model’s vulnerability in the natural image space. We verify that we do not deviate from the space of realistic images with a user study as well as a t-SNE plot comparing distributions of real and adversarial images (see Fig. 7 in the appendix). As a result, we observe that including these examples in training the model enhances its accuracy on clean images.

Our contributions can be summarized as follows:

- We present the first method for *fine-grained* generation of high-resolution unrestricted adversarial examples in which the attacker controls which aspects of the image to manipulate, resulting in a diverse set of realistic, on-the-manifold adversarial examples.
- We demonstrate that adversarial training with our examples *improves* performance of the model on clean images. This is in contrast to training with norm-bounded perturbations which *degrades* the model’s accuracy. Unlike recent approaches such as Xie et al. (2020) which use a separate auxiliary batch norm for adversarial examples, our method does not require any modifications to the architecture.

- We propose the first method for generating unrestricted adversarial examples for semantic segmentation and object detection. Training with our examples improves segmentation results on clean images.
- We demonstrate that our proposed attack can break certified defenses, disclosing vulnerabilities of existing defenses.

2 RELATED WORK

2.1 NORM-CONSTRAINED ADVERSARIAL EXAMPLES

Most of the existing works on adversarial attacks and defenses focus on norm-constrained adversarial examples: for a given classifier $F : \mathbb{R}^n \rightarrow \{1, \dots, K\}$ and an image $x \in \mathbb{R}^n$, the adversarial image $x' \in \mathbb{R}^n$ is created such that $\|x - x'\|_p < \epsilon$ and $F(x) \neq F(x')$. Common values for p are 0, 2, ∞ , and ϵ is chosen small enough so that the perturbation is imperceptible. Various algorithms have been proposed for creating x' from x . Optimization-based methods solve a surrogate optimization problem based on the classifier’s loss and the perturbation norm. In their pioneering paper on adversarial examples, Szegedy et al. (2013) use box-constrained L-BFGS [Fletcher (2013)] to minimize the surrogate loss function. Carlini & Wagner (2017) propose stronger optimization-based attacks for L_0 , L_2 and L_∞ norms using better objective functions and the Adam optimizer. Gradient-based methods use gradient of the classifier’s loss with respect to the input image. Fast Gradient Sign Method (FGSM) [Goodfellow et al. (2014)] uses a first-order approximation of the function for faster generation and is optimized for the L_∞ norm. Projected Gradient Descent (PGD) [Madry et al. (2017)] is an iterative variant of FGSM which provides a strong first-order attack by using multiple steps of gradient ascent and projecting perturbed images to an ϵ -ball centered at the input. Other variants of FGSM are proposed by Dong et al. (2018) and Kurakin et al. (2016). Generative attack methods [Baluja & Fischer (2018); Poursaeed et al. (2018)] use an auxiliary network to learn perturbations, which provides benefits such as faster inference and more diversity in the synthesized images.

Several methods have been proposed for defending against adversarial attacks. These approaches can be broadly categorized to *empirical* defenses which are empirically robust to adversarial examples, and *certified* defenses which are provably robust to a certain class of attacks. One of the most successful empirical defenses is *adversarial training* [Goodfellow et al. (2014); Kurakin et al. (2016); Madry et al. (2017)] which augments training data with adversarial examples generated as the training progresses. Many empirical defenses attempt to combat adversaries using a form of input pre-processing or by manipulating intermediate features or gradients [Guo et al. (2017); Xie et al. (2017); Samangouei et al. (2018)]. Few approaches have been able to scale up to high-resolution datasets such as ImageNet [Liao et al. (2018); Xie et al. (2018); Kannan et al. (2018)]. Athalye et al. (2018) show that many of these defenses fail due to *obfuscated gradients*, which occurs when the defense method is designed to mask information about the model’s gradients. Vulnerabilities of empirical defenses have led to increased interest in certified defenses, which provide a guarantee that the classifier’s prediction is constant within a neighborhood of the input. Several certified defenses have been proposed [Wong & Kolter (2017); Raghunathan et al. (2018); Tsuzuku et al. (2018)] which typically do not scale to ImageNet. Cohen et al. (2019) use randomized smoothing with Gaussian noise to obtain provably L_2 -robust classifiers on ImageNet.

2.2 UNRESTRICTED ADVERSARIAL EXAMPLES

For an image to be adversarial, it needs to be visually indistinguishable from real images. One way to achieve this is by applying subtle geometric transformations to the input image. Spatially transformed adversarial examples are introduced by Xiao et al. (2018) in which a flow field is learned to displace pixels of the image. Similarly, Alaifari et al. (2018) iteratively apply small deformations to the input in order to obtain the adversarial image. Engstrom et al. (2017) show that simple translations and rotations are enough for fooling deep neural networks. Alcorn et al. (2018) manipulate pose of an object to fool deep neural networks. They estimate parameters of a 3D renderer that cause the target model to misbehave in response to the rendered image. Another approach for evading the norm constraint is to insert new objects in the image. Adversarial Patch [Brown et al. (2017)] creates an adversarial image by completely replacing part of an image with a synthetic patch, which is image-agnostic and robust to transformations. Existence of on-the-manifold adversarial examples is also shown by Gilmer et al. (2018), that consider the task of classifying between two concentric n -dimensional spheres. A challenge for creating unrestricted adversarial examples and defending against them is introduced by Brown et al. (2018) using the simple task of classifying between birds and bicycles. Song et al. (2018) search in the latent (z) space of AC-GAN [Odena et al. (2017)] to find generated images that can fool a target classifier but yield correct predictions on AC-GAN’s auxiliary classifier. They constrain the search region of z so that it is close to a randomly sampled noise vector, and show results on MNIST, SVHN and CelebA datasets. Requiring two classifiers to have inconsistent predictions degrades sample quality of the model. As we show in the appendix, training with these adversarial examples hurts

the model’s performance on clean images. Moreover, this approach has no control over the generation process since small changes in the z space can lead to large changes in generated images and even create unrealistic samples. On the other hand, our method manipulates high-resolution real or synthesized images in a fine-grained manner owing to the interpretable disentangled latent space. It also generates samples which improve the model’s accuracy on clean images both in classification and segmentation tasks. To further illustrate difference of our approach with Song et al. (2018), we plot t-SNE embeddings of real images from CelebA-HQ as well as adversarial examples from our method and Song et al.’s approach in the appendix and show that our adversarial images stay closer to the manifold of real images.

2.3 FINE-GRAINED IMAGE GENERATION

With recent improvements in generative models, they are able to generate high-resolution and realistic images. Moreover, these models can be used to learn and disentangle various latent factors for image synthesis. Style-GAN is proposed in Karras et al. (2018) which disentangles high-level attributes and stochastic variations of generated images in an unsupervised manner. The model learns an intermediate latent space from the input latent code, which is used to adjust style of the image. It also injects noise at each level of the generator to capture stochastic variations. Singh *et al.* introduce Fine-GAN Singh et al. (2018), a generative model which disentangles the background, object shape, and object appearance to hierarchically generate images of fine-grained object categories. Layered Recursive GAN is proposed in Yang et al. (2017), and generates image background and foreground separately and recursively without direct supervision. Conditional fine-grained generation has been explored in several papers. Bao *et al.* Bao et al. (2017) introduce a Conditional VAE-GAN for synthesizing images in fine-grained categories. Modeling an image as a composition of label and latent attributes, they vary the fine-grained category label fed into the generative model, and randomly draw values of a latent attribute vector. AttnGAN Xu et al. (2018) uses attention-driven, multi-stage refinement for fine-grained text-to-image generation. It synthesizes fine-grained details at different sub-regions of the image by paying attention to the relevant words in the natural language description. Hong *et al.* Hong et al. (2018) present a hierarchical framework for semantic image manipulation. Their model first learns to generate the pixel-wise semantic label maps from the initial object bounding boxes, and then learns to generate the manipulated image from the predicted label maps. A multi-attribute conditional GAN is proposed in Wan et al. (2018), and can generate fine-grained face images based on the specified attributes.

3 APPROACH

Most of the existing works on unrestricted adversarial attacks rely on geometric transformations and deformations which are oblivious to latent factors of variation. In this paper, we leverage disentangled latent representations of images for unrestricted adversarial attacks. We build upon state-of-the-art generative models and consider various target tasks: classification, semantic segmentation and object detection.

3.1 CLASSIFICATION

Style-GAN [Karras et al. (2018)] is a state-of-the-art generative model which disentangles high-level attributes and stochastic variations in an unsupervised manner. Stylistic variations are represented by *style* variables and stochastic details are captured by *noise* variables. Changing the noise only affects low-level details, leaving the overall composition and high-level aspects intact. This allows us to manipulate the noise variables such that variations are barely noticeable by the human eye. The style variables affect higher level aspects of image generation. For instance, when the model is trained on bedrooms, style variables from the top layers control viewpoint of the camera, middle layers select the particular furniture, and bottom layers deal with colors and details of materials. This allows us to manipulate images in a controlled manner, providing an avenue for fine-grained unrestricted attacks.

Formally, we can represent Style-GAN with a mapping function f and a synthesis network g . The mapping function is an 8-layer MLP which takes a latent code \mathbf{z} , and produces an intermediate latent vector $\mathbf{w} = f(\mathbf{z})$. This vector is then specialized by learned affine transformations A to style variables \mathbf{y} , which control adaptive instance normalization operations after each convolutional layer of the synthesis network g . Noise inputs are single-channel images consisting of un-correlated Gaussian noise that are fed to each layer of the synthesis network. Learned per-feature scaling factors B are used to generate noise variables $\boldsymbol{\eta}$ which are added to the output of convolutional layers. The synthesis network takes style \mathbf{y} and noise $\boldsymbol{\eta}$ as input, and generates an image $\mathbf{x} = g(\mathbf{y}, \boldsymbol{\eta})$. We pass the generated image to a pre-trained classifier F . We seek to slightly modify \mathbf{x} so that F can no longer classify it correctly. We achieve this through perturbing the style and noise tensors. We initialize adversarial style and noise variables as $\mathbf{y}_{\text{adv}}^{(0)} = \mathbf{y}$ and $\boldsymbol{\eta}_{\text{adv}}^{(0)} = \boldsymbol{\eta}$, and iteratively update them in order to fool the classifier. Loss of the classifier determines the update rule, which in turn depends on the type of attack. As common in the literature, we consider two types of attacks: non-targeted and targeted.

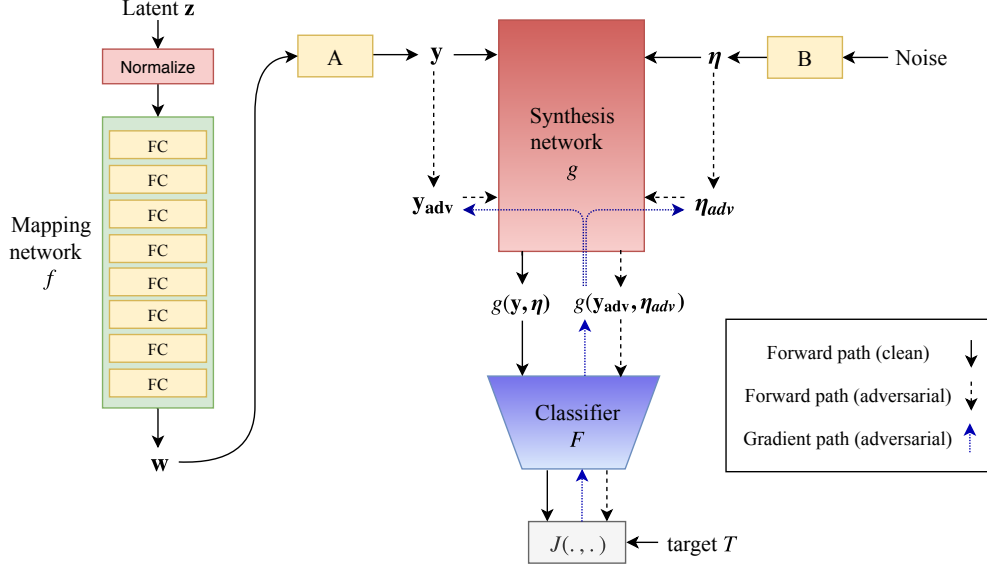


Figure 1: Classification architecture. Style (\mathbf{y}) and noise ($\boldsymbol{\eta}$) variables are used to generate images $g(\mathbf{y}, \boldsymbol{\eta})$ which are fed to the classifier F . Adversarial style and noise tensors are initialized with \mathbf{y} and $\boldsymbol{\eta}$ and iteratively updated using gradients of the loss function J .

In order to generate non-targeted adversarial examples, we need to change the model’s original prediction. Starting from initial values $\mathbf{y}_{\text{adv}}^{(0)} = \mathbf{y}$ and $\boldsymbol{\eta}_{\text{adv}}^{(0)} = \boldsymbol{\eta}$, we can iteratively perform gradient ascent in the style and noise spaces of the generator to find values that maximize the classifier’s loss. Alternatively, as proposed by Kurakin et al. (2016), we can use the least-likely predicted class $l_{\mathbf{x}} = \arg \min(F(\mathbf{x}))$ as our target. We found this approach more effective in practice. At time step t , the update rule for the style and noise variables is:

$$\mathbf{y}_{\text{adv}}^{(t+1)} = \mathbf{y}_{\text{adv}}^{(t)} - \epsilon \cdot \text{sign}(\nabla_{\mathbf{y}_{\text{adv}}^{(t)}} J(F(g(\mathbf{y}_{\text{adv}}^{(t)}, \boldsymbol{\eta}_{\text{adv}}^{(t)})), l_{\mathbf{x}})) \quad (1)$$

$$\boldsymbol{\eta}_{\text{adv}}^{(t+1)} = \boldsymbol{\eta}_{\text{adv}}^{(t)} - \delta \cdot \text{sign}(\nabla_{\boldsymbol{\eta}_{\text{adv}}^{(t)}} J(F(g(\mathbf{y}_{\text{adv}}^{(t)}, \boldsymbol{\eta}_{\text{adv}}^{(t)})), l_{\mathbf{x}})) \quad (2)$$

in which $J(\cdot, \cdot)$ is the classifier’s loss function, $F(\cdot)$ gives the probability distribution over classes, $\mathbf{x} = g(\mathbf{y}, \boldsymbol{\eta})$, and $\epsilon, \delta \in \mathbb{R}$ are step sizes. We use $(\epsilon, \delta) = (0.004, 0.2)$ and $(0.004, 0.1)$ for LSUN and CelebA-HQ respectively. We perform multiple steps of gradient descent (usually 2 to 10) until the classifier is fooled.

Generating targeted adversarial examples is more challenging as we need to change the prediction to a specific class T . In this case, we perform gradient descent to minimize the classifier’s loss with respect to the target:

$$\mathbf{y}_{\text{adv}}^{(t+1)} = \mathbf{y}_{\text{adv}}^{(t)} - \epsilon \cdot \text{sign}(\nabla_{\mathbf{y}_{\text{adv}}^{(t)}} J(F(g(\mathbf{y}_{\text{adv}}^{(t)}, \boldsymbol{\eta}_{\text{adv}}^{(t)})), T)) \quad (3)$$

$$\boldsymbol{\eta}_{\text{adv}}^{(t+1)} = \boldsymbol{\eta}_{\text{adv}}^{(t)} - \delta \cdot \text{sign}(\nabla_{\boldsymbol{\eta}_{\text{adv}}^{(t)}} J(F(g(\mathbf{y}_{\text{adv}}^{(t)}, \boldsymbol{\eta}_{\text{adv}}^{(t)})), T)) \quad (4)$$

We use $(\epsilon, \delta) = (0.005, 0.2)$ and $(0.004, 0.1)$ in the experiments on LSUN and CelebA-HQ respectively. In practice 3 to 15 updates suffice to fool the classifier. Note that we only control deviation from the initial latent variables, and do not impose any norm constraint on generated images.

3.1.1 INPUT-CONDITIONED GENERATION

Generation can also be conditioned on real input images by embedding them into the latent space of Style-GAN. We first synthesize images similar to the given input image I by optimizing values of \mathbf{y} and $\boldsymbol{\eta}$ such that $g(\mathbf{y}, \boldsymbol{\eta})$ is close to I . More specifically, we minimize the perceptual distance [Johnson et al. (2016)] between $g(\mathbf{y}, \boldsymbol{\eta})$ and I . We can then proceed similar to equations 1–4 to perturb these tensors and generate the adversarial image. Realism of synthesized images depends on inference properties of the generative model. In practice, generated images resemble input images with high fidelity especially for CelebA-HQ images.

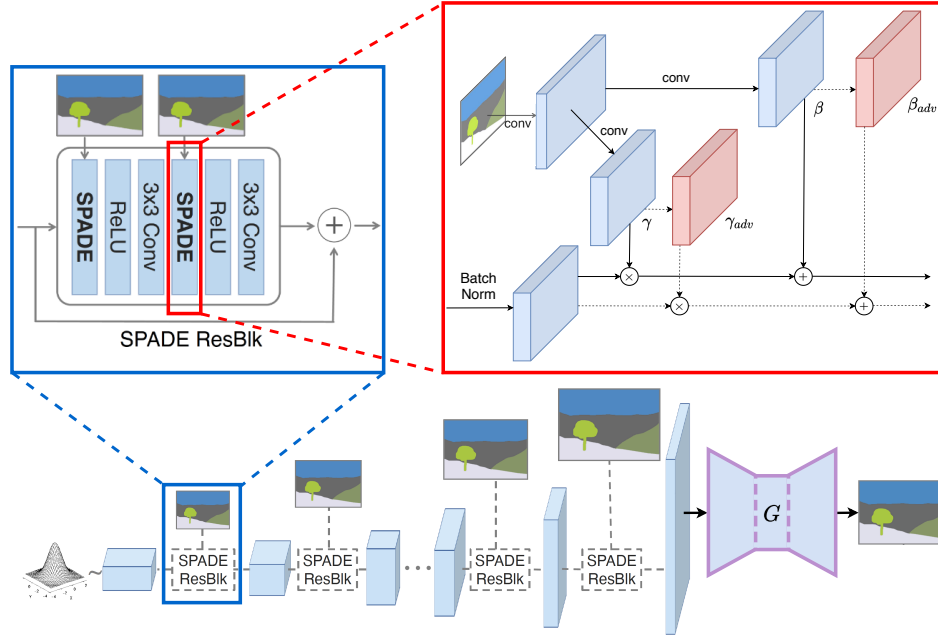


Figure 2: Semantic segmentation architecture. Adversarial parameters γ_{adv} and β_{adv} are initialized with γ and β , and iteratively updated to fool the segmentation model G .

3.2 SEMANTIC SEGMENTATION AND OBJECT DETECTION

We also consider the task of semantic segmentation and leverage the generative model proposed by Park et al. (2019). The model is conditioned on input semantic layouts and uses SPatially-Adaptive (DE)normalization (SPADE) modules to better preserve semantic information against common normalization layers. The layout is first projected onto an embedding space and then convolved to produce the modulation parameters γ and β . We adversarially modify these parameters with the goal of fooling a segmentation model. We consider non-targeted attacks using per-pixel predictions and compute gradient of the loss function with respect to the modulation parameters with an update rule similar to equations 1 and 2. Figure 2 illustrates the architecture. Note that manipulating variables at smaller resolutions lead to coarser changes. We consider a similar architecture for the object detection task except that we pass the generated image to the detection model and try to increase its loss. Results for this task are shown in the appendix.

4 RESULTS AND DISCUSSION

We provide qualitative and quantitative results using experiments on LSUN [Yu et al. (2015)] and CelebA-HQ [Karras et al. (2017)]. LSUN contains 10 scene categories and 20 object categories. We use all the scene classes as well as two object classes: *cars* and *cats*. We consider this dataset since it is used in Style-GAN, and is well suited for a classification task. For the scene categories, a 10-way classifier is trained based on Inception-v3 [Szegedy et al. (2016)] which achieves an accuracy of 87.7% on LSUN’s test set. The two object classes also appear in ImageNet [Deng et al. (2009)], a richer dataset containing 1000 categories. Therefore, for experiments on cars and cats we use an Inception-v3 model trained on ImageNet. This allows us to explore a broader set of categories in our attacks, and is particularly helpful for targeted adversarial examples. CelebA-HQ consists of 30,000 face images at 1024×1024 resolution. We consider the gender classification task, and use the classifier provided by Karras et al. (2018). This is a binary task for which targeted and non-targeted attacks are similar.

In order to synthesize a variety of adversarial examples, we use different random seeds in Style-GAN to obtain various values for \mathbf{z} , \mathbf{w} , \mathbf{y} and $\boldsymbol{\eta}$. Style-based adversarial examples are generated by initializing \mathbf{y}_{adv} with the value of \mathbf{y} , and iteratively updating it as in equation 1 (or 3) until the resulting image $g(\mathbf{y}_{adv}, \boldsymbol{\eta})$ fools the classifier F . Noise-based adversarial examples are created similarly using $\boldsymbol{\eta}_{adv}$ and the update rule in equation 2 (or 4). While using different step sizes makes a fair comparison difficult, we generally found it easier to fool the model by manipulating the noise variables. We can also combine the effect of style and noise by simultaneously updating \mathbf{y}_{adv} and $\boldsymbol{\eta}_{adv}$ in each iteration, and feeding $g(\mathbf{y}_{adv}, \boldsymbol{\eta}_{adv})$ to the classifier. In this case, the effect of style usually dominates since it creates coarser changes.




Figure 3: Unrestricted adversarial examples on LSUN for a) non-targeted and b) targeted attacks. Predicted classes are shown under each image.

Figure 3 illustrates generated adversarial examples on LSUN. Original image $g(\mathbf{y}, \boldsymbol{\eta})$, noise-based image $g(\mathbf{y}, \boldsymbol{\eta}_{\text{adv}})$ and style-based image $g(\mathbf{y}_{\text{adv}}, \boldsymbol{\eta})$ are shown. Adversarial images look almost indistinguishable from natural images. Manipulating the noise variable results in subtle, imperceptible changes. Varying the style leads to coarser changes such as different colorization, pose changes, and even removing or inserting objects in the scene. We can also control granularity of changes by selecting specific layers of the model. Manipulating top layers, corresponding to coarse spatial resolutions, results in high-level changes. Lower layers, on the other hand, modify



Figure 4: Unrestricted adversarial examples on CelebA-HQ gender classification. From top to bottom: original, noise-based and style-based adversarial images. Males are classified as females and vice versa.



Figure 5: Input-conditioned adversarial examples on CelebA-HQ gender classification. From top to bottom: input, generated and style-based images. Males are classified as females and vice versa.

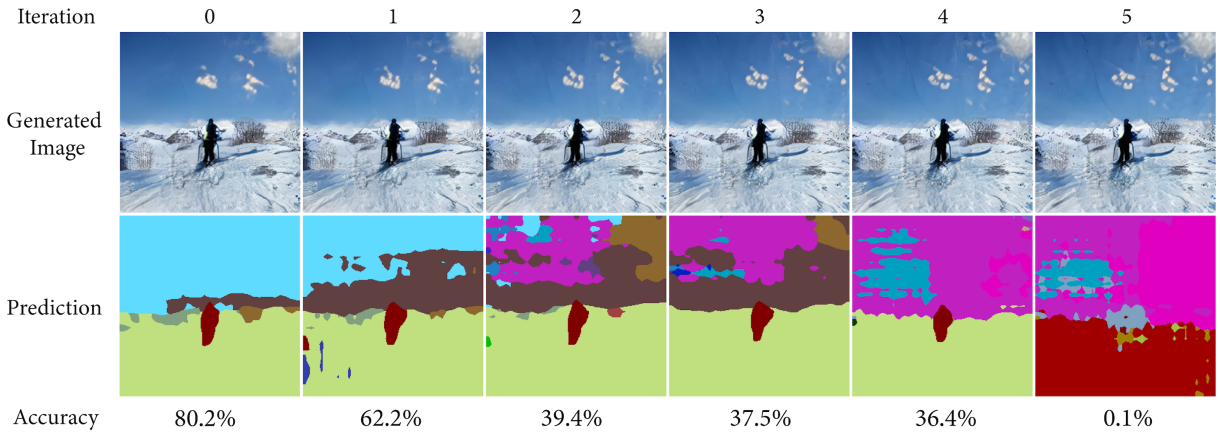


Figure 6: Unrestricted adversarial examples for semantic segmentation. Generated images, corresponding predictions and their accuracy (ratio of correctly predicted pixels) are shown for different number of iterations.

finer details. In the first two columns of Figure 3, we only modify top 6 layers (out of 18) to generate adversarial images. The middle two columns change layers 7 to 12, and the last column uses the bottom 6 layers.

Figure 4 depicts adversarial examples on CelebA-HQ gender classification. Males are classified as females and vice versa. As we observe, various facial features are altered by the model yet the identity is preserved. Similar to LSUN images, noise-based changes are more subtle than style-based ones, and we observe a spectrum of high-level, mid-level and low-level changes. Figure 5 illustrates adversarial examples conditioned on real input images using the procedure described in Section 3.1.1. Synthesized images resemble inputs with high fidelity, and set the initial values in our optimization process. In some cases, we can notice how the model is altering masculine or feminine features. For instance, women’s faces become more masculine in columns 2 and 4, and men’s beard is removed in column 3 of Figure 4 and column 1 of Figure 5.

We also show results on semantic segmentation in Figure 6 in which we consider non-targeted attacks on DeepLabv2 [Chen et al. (2017)] with a generator trained on the COCO-stuff dataset [Caesar et al. (2018)]. We iteratively modify modulation parameters at all layers, using a step size of 0.001, to maximize the segmentation loss with respect to the given label map. As we observe, subtle modifications to images lead to large drops in accuracy.

Unlike perturbation-based attacks, L_p distances between original and adversarial images are large, yet they are visually similar. Moreover, we do not observe high-frequency perturbations in the generated images. The model learns to modify the initial input without leaving the manifold of realistic images. Additional examples and higher-resolution images are provided in the appendix.

4.1 ADVERSARIAL TRAINING

Adversarial training increases robustness of models by injecting adversarial examples into training data. Adversarial training with norm-bounded examples degrades performance of the classifier on clean images as they have different underlying distributions. We show that adversarial training with our unrestricted examples *improves* the model’s accuracy on clean images. To ensure that the model maximally benefits from these additional samples, we need to avoid unrealistic examples which do not resemble natural images. Therefore, we only include samples that can fool the model in less than a specific number of iterations. We use a threshold of 10 as the maximum number of iterations, and demonstrate results on classification and semantic segmentation. We use the first 10 generated examples for each starting image in the segmentation task. Table 1 shows accuracy of the strengthened and original classifiers on clean and adversarial test images. For the segmentation task we report the average accuracy of adversarial images at iteration 10. Similar to norm-constrained perturbations, adversarial training is an effective defense against our unrestricted attacks. Note that accuracy of the model on clean test images is improved after adversarial training. This is in contrast to training with norm-bounded adversarial inputs which hurts the classifier’s performance on clean images, and it is due to the fact that unlike perturbation-based inputs, our generated images live on the manifold of realistic images as constrained by the generative model.

	Classification (LSUN)		Classification (CelebA-HQ)		Segmentation	
	Clean	Adversarial	Clean	Adversarial	Clean	Adversarial
Adv. Trained	89.5%	78.4%	96.2%	83.6%	69.3%	60.2%
Original	88.9%	0.0%	95.7%	0.0%	67.9%	2.7%

Table 1: Accuracy of adversarially trained and original models on clean and adversarial test images.

4.2 USER STUDY

Norm-constrained attacks provide visual realism by L_p proximity to a real input. To verify that our unrestricted adversarial examples are realistic and correctly classified by an oracle, we perform human evaluation using Amazon Mechanical Turk. In the first experiment, each adversarial image is assigned to three workers, and their majority vote is considered as the label. The user interface for each worker contains nine images, and shows possible labels to choose from. We use 2400 noise-based and 2400 style-based adversarial images from the LSUN dataset, containing 200 samples from each class (10 scene classes and 2 object classes). The results indicate that 99.2% of workers’ majority votes match the ground-truth labels. This number is 98.7% for style-based adversarial examples and 99.7% for noise-based ones. As we observe in Figure 3, noise-based examples do not deviate much from the original image, resulting in easier prediction by a human observer. On the other hand, style-based images show coarser changes, which in a few cases result in unrecognizable images or false predictions by the workers.

We use a similar setup in the second experiment but for classifying real versus fake (generated). We also include 2400 real images as well as 2400 unperturbed images generated by Style-GAN. 74.7% of unperturbed images are

labeled by workers as real. This number is 74.3% for noise-based adversarial examples and 70.8% for style-based ones, indicating less than 4% drop compared with unperturbed images generated by Style-GAN.

4.3 EVALUATION ON CERTIFIED DEFENSES

Cohen et al. (2019) propose the first certified defense at the scale of ImageNet. Using randomized smoothing with Gaussian noise, their defense guarantees a certain top-1 accuracy for perturbations with L_2 norm less than a specific threshold. We demonstrate that our unrestricted attacks can break this certified defenses on ImageNet. We use 400 noise-based and 400 style-based adversarial images from the object categories of LSUN, and group all relevant ImageNet classes as the ground-truth. Our adversarial examples are evaluated against a randomized smoothing classifier based on ResNet-50 using Gaussian noise with standard deviation of 0.5. Table 2 shows accuracy of the model on clean and adversarial images. As we observe, the accuracy drops on adversarial inputs, and the certified defense is not effective against our attack. Note that we stop updating adversarial images as soon as the model is fooled. If we keep updating for more iterations afterwards, we can achieve even stronger attacks.

	Accuracy
Clean	63.1%
Adversarial (style)	21.7%
Adversarial (noise)	37.8%

Table 2: Accuracy of a certified classifier equipped with randomized smoothing on our adversarial images.

5 CONCLUSION AND FUTURE WORK

The area of unrestricted adversarial examples is relatively under-explored. Not being bounded by a norm threshold provides its own pros and cons. It allows us to create a diverse set of attack mechanisms; however, fair comparison of relative strength of these attacks is challenging. It is also unclear how to even define provable defenses. While several papers have attempted to interpret norm-constrained attacks in terms of decision boundaries, there has been less effort in understanding the underlying reasons for models’ vulnerabilities to unrestricted attacks. We believe these can be promising directions for future research. We also plan to further explore transferability of our approach for black-box attacks in the future.

REFERENCES

- Rima Alaifari, Giovanni S Alberti, and Tandri Gauksson. Adef: An iterative algorithm to construct adversarial deformations. *arXiv preprint arXiv:1804.07729*, 2018.
- Michael A Alcorn, Qi Li, Zhitao Gong, Chengfei Wang, Long Mai, Wei-Shinn Ku, and Anh Nguyen. Strike (with) a pose: Neural networks are easily fooled by strange poses of familiar objects. *arXiv preprint arXiv:1811.11553*, 2018.
- Anish Athalye, Nicholas Carlini, and David Wagner. Obfuscated gradients give a false sense of security: Circumventing defenses to adversarial examples. *arXiv preprint arXiv:1802.00420*, 2018.
- Shumeet Baluja and Ian Fischer. Learning to attack: Adversarial transformation networks. In *AAAI*, 2018.
- Jianmin Bao, Dong Chen, Fang Wen, Houqiang Li, and Gang Hua. Cvae-gan: fine-grained image generation through asymmetric training. In *Proceedings of the IEEE International Conference on Computer Vision*, pp. 2745–2754, 2017.
- Tom B Brown, Dandelion Mané, Aurko Roy, Martín Abadi, and Justin Gilmer. Adversarial patch. *arXiv preprint arXiv:1712.09665*, 2017.
- Tom B Brown, Nicholas Carlini, Chiyuan Zhang, Catherine Olsson, Paul Christiano, and Ian Goodfellow. Unrestricted adversarial examples. *arXiv preprint arXiv:1809.08352*, 2018.
- Holger Caesar, Jasper Uijlings, and Vittorio Ferrari. Coco-stuff: Thing and stuff classes in context. In *Proceedings of the IEEE Conference on Computer Vision and Pattern Recognition*, pp. 1209–1218, 2018.
- Nicholas Carlini and David Wagner. Towards evaluating the robustness of neural networks. In *2017 IEEE Symposium on Security and Privacy (SP)*, pp. 39–57. IEEE, 2017.

-
- Liang-Chieh Chen, George Papandreou, Iasonas Kokkinos, Kevin Murphy, and Alan L Yuille. Deeplab: Semantic image segmentation with deep convolutional nets, atrous convolution, and fully connected crfs. *IEEE transactions on pattern analysis and machine intelligence*, 40(4):834–848, 2017.
- Jeremy M Cohen, Elan Rosenfeld, and J Zico Kolter. Certified adversarial robustness via randomized smoothing. *arXiv preprint arXiv:1902.02918*, 2019.
- Jia Deng, Wei Dong, Richard Socher, Li-Jia Li, Kai Li, and Li Fei-Fei. Imagenet: A large-scale hierarchical image database. In *2009 IEEE conference on computer vision and pattern recognition*, pp. 248–255. Ieee, 2009.
- Yinpeng Dong, Fangzhou Liao, Tianyu Pang, Hang Su, Jun Zhu, Xiaolin Hu, and Jianguo Li. Boosting adversarial attacks with momentum. In *Proceedings of the IEEE Conference on Computer Vision and Pattern Recognition*, pp. 9185–9193, 2018.
- Logan Engstrom, Brandon Tran, Dimitris Tsipras, Ludwig Schmidt, and Aleksander Madry. A rotation and a translation suffice: Fooling cnns with simple transformations. *arXiv preprint arXiv:1712.02779*, 2017.
- Roger Fletcher. *Practical methods of optimization*. John Wiley & Sons, 2013.
- Justin Gilmer, Luke Metz, Fartash Faghri, Samuel S Schoenholz, Maithra Raghu, Martin Wattenberg, and Ian Goodfellow. Adversarial spheres. *arXiv preprint arXiv:1801.02774*, 2018.
- Ian J Goodfellow, Jonathon Shlens, and Christian Szegedy. Explaining and harnessing adversarial examples. *arXiv preprint arXiv:1412.6572*, 2014.
- Chuan Guo, Mayank Rana, Moustapha Cisse, and Laurens van der Maaten. Countering adversarial images using input transformations. *arXiv preprint arXiv:1711.00117*, 2017.
- Seunghoon Hong, Xinchun Yan, Thomas S Huang, and Honglak Lee. Learning hierarchical semantic image manipulation through structured representations. In *Advances in Neural Information Processing Systems*, pp. 2708–2718, 2018.
- Justin Johnson, Alexandre Alahi, and Li Fei-Fei. Perceptual losses for real-time style transfer and super-resolution. In *European conference on computer vision*, pp. 694–711. Springer, 2016.
- Harini Kannan, Alexey Kurakin, and Ian Goodfellow. Adversarial logit pairing. *arXiv preprint arXiv:1803.06373*, 2018.
- Tero Karras, Timo Aila, Samuli Laine, and Jaakko Lehtinen. Progressive growing of gans for improved quality, stability, and variation. *arXiv preprint arXiv:1710.10196*, 2017.
- Tero Karras, Samuli Laine, and Timo Aila. A style-based generator architecture for generative adversarial networks. *arXiv preprint arXiv:1812.04948*, 2018.
- Alexey Kurakin, Ian Goodfellow, and Samy Bengio. Adversarial examples in the physical world. *arXiv preprint arXiv:1607.02533*, 2016.
- Fangzhou Liao, Ming Liang, Yinpeng Dong, Tianyu Pang, Xiaolin Hu, and Jun Zhu. Defense against adversarial attacks using high-level representation guided denoiser. In *Proceedings of the IEEE Conference on Computer Vision and Pattern Recognition*, pp. 1778–1787, 2018.
- Tsung-Yi Lin, Priya Goyal, Ross Girshick, Kaiming He, and Piotr Dollár. Focal loss for dense object detection. In *Proceedings of the IEEE international conference on computer vision*, pp. 2980–2988, 2017.
- Aleksander Madry, Aleksandar Makelov, Ludwig Schmidt, Dimitris Tsipras, and Adrian Vladu. Towards deep learning models resistant to adversarial attacks. *arXiv preprint arXiv:1706.06083*, 2017.
- Augustus Odena, Christopher Olah, and Jonathon Shlens. Conditional image synthesis with auxiliary classifier gans. In *Proceedings of the 34th International Conference on Machine Learning-Volume 70*, pp. 2642–2651. JMLR. org, 2017.
- Taesung Park, Ming-Yu Liu, Ting-Chun Wang, and Jun-Yan Zhu. Semantic image synthesis with spatially-adaptive normalization. In *Proceedings of the IEEE Conference on Computer Vision and Pattern Recognition*, pp. 2337–2346, 2019.

-
- Omid Poursaeed, Isay Katsman, Bicheng Gao, and Serge Belongie. Generative adversarial perturbations. In *Proceedings of the IEEE Conference on Computer Vision and Pattern Recognition*, pp. 4422–4431, 2018.
- Aditi Raghunathan, Jacob Steinhardt, and Percy S Liang. Semidefinite relaxations for certifying robustness to adversarial examples. In *Advances in Neural Information Processing Systems*, pp. 10877–10887, 2018.
- Pouya Samangouei, Maya Kabkab, and Rama Chellappa. Defense-gan: Protecting classifiers against adversarial attacks using generative models. *arXiv preprint arXiv:1805.06605*, 2018.
- Krishna Kumar Singh, Utkarsh Ojha, and Yong Jae Lee. Finegan: Unsupervised hierarchical disentanglement for fine-grained object generation and discovery. *arXiv preprint arXiv:1811.11155*, 2018.
- Yang Song, Rui Shu, Nate Kushman, and Stefano Ermon. Constructing unrestricted adversarial examples with generative models. In *Advances in Neural Information Processing Systems*, pp. 8312–8323, 2018.
- Christian Szegedy, Wojciech Zaremba, Ilya Sutskever, Joan Bruna, Dumitru Erhan, Ian Goodfellow, and Rob Fergus. Intriguing properties of neural networks. *arXiv preprint arXiv:1312.6199*, 2013.
- Christian Szegedy, Vincent Vanhoucke, Sergey Ioffe, Jon Shlens, and Zbigniew Wojna. Rethinking the inception architecture for computer vision. In *Proceedings of the IEEE conference on computer vision and pattern recognition*, pp. 2818–2826, 2016.
- Yusuke Tsuzuku, Issei Sato, and Masashi Sugiyama. Lipschitz-margin training: Scalable certification of perturbation invariance for deep neural networks. In *Advances in Neural Information Processing Systems*, pp. 6541–6550, 2018.
- Lipeng Wan, Jun Wan, Yi Jin, Zichang Tan, and Stan Z Li. Fine-grained multi-attribute adversarial learning for face generation of age, gender and ethnicity. In *2018 International Conference on Biometrics (ICB)*, pp. 98–103. IEEE, 2018.
- Eric Wong and J Zico Kolter. Provable defenses against adversarial examples via the convex outer adversarial polytope. *arXiv preprint arXiv:1711.00851*, 2017.
- Chaowei Xiao, Jun-Yan Zhu, Bo Li, Warren He, Mingyan Liu, and Dawn Song. Spatially transformed adversarial examples. In *International Conference on Learning Representations*, 2018.
- Cihang Xie, Jianyu Wang, Zhishuai Zhang, Zhou Ren, and Alan Yuille. Mitigating adversarial effects through randomization. *arXiv preprint arXiv:1711.01991*, 2017.
- Cihang Xie, Yuxin Wu, Laurens van der Maaten, Alan Yuille, and Kaiming He. Feature denoising for improving adversarial robustness. *arXiv preprint arXiv:1812.03411*, 2018.
- Cihang Xie, Mingxing Tan, Boqing Gong, Jiang Wang, Alan L Yuille, and Quoc V Le. Adversarial examples improve image recognition. In *Proceedings of the IEEE/CVF Conference on Computer Vision and Pattern Recognition*, pp. 819–828, 2020.
- Tao Xu, Pengchuan Zhang, Qiuyuan Huang, Han Zhang, Zhe Gan, Xiaolei Huang, and Xiaodong He. Attngan: Fine-grained text to image generation with attentional generative adversarial networks. In *Proceedings of the IEEE Conference on Computer Vision and Pattern Recognition*, pp. 1316–1324, 2018.
- Jianwei Yang, Anitha Kannan, Dhruv Batra, and Devi Parikh. Lr-gan: Layered recursive generative adversarial networks for image generation. *arXiv preprint arXiv:1703.01560*, 2017.
- Fisher Yu, Ari Seff, Yinda Zhang, Shuran Song, Thomas Funkhouser, and Jianxiong Xiao. Lsun: Construction of a large-scale image dataset using deep learning with humans in the loop. *arXiv preprint arXiv:1506.03365*, 2015.

A APPENDIX

A.1 COMPARISON WITH SONG ET AL. (2018)

We show that adversarial training with examples generated by Song et al. (2018) hurts the classifier’s performance on clean images. Table 3 demonstrates the results. We use the same classifier architectures as Song et al. (2018) and consider their basic attack. We observe that the test accuracy on clean images drops by 1.3%, 1.4% and 1.1% on MNIST, SVHN and CelebA respectively. As we show in Table 1 training with our examples improves the accuracy, demonstrating difference of our approach with that of Song et al. (2018).

	MNIST		SVHN		CelebA	
	Clean	Adversarial	Clean	Adversarial	Clean	Adversarial
Adv. Trained	98.2%	84.5%	96.4%	86.4%	96.9%	85.9%
Original	99.5%	12.8%	97.8%	14.9%	98.0%	16.2%

Table 3: Accuracy of adversarially trained and original models on clean and adversarial test images from Song et al. (2018).

To further illustrate and compare distributions of real and adversarial images, we use a pre-trained VGG network to extract features of each image from CelebA-HQ, our adversarial examples, and those of Song et al. (2018), and then plot them with t-SNE embeddings as shown in Figure 7. We can see that the embeddings of CelebA-HQ real and our adversarial images are blended while the those of CelebA-HQ and Song et al.’s adversarial examples are more segregated. This again provides evidence that our adversarial images stay closer to the original manifold and hence could be more useful as adversarial training data.

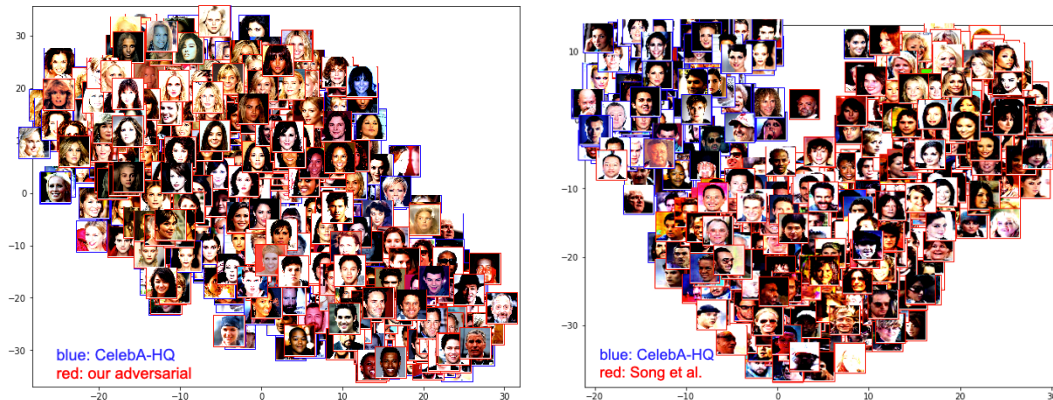


Figure 7: t-SNE plot comparing distributions of real images with adversarial examples from our approach and Song et al.

A.2 NUMBER OF ITERATIONS

To make sure the iterative process always converges in a reasonable number of steps, we measure the number of updates required to fool the classifier on 1000 randomly-selected images. Results are shown in Table 4. Note that for targeted attacks we first randomly sample a target class different from the ground-truth label for each image.

	LSUN		CelebA-HQ
	Targeted	Non-targeted	
Style-based	9.1 ± 4.2	6.8 ± 3.6	7.3 ± 3.0
Noise-based	4.5 ± 1.7	3.7 ± 1.8	6.2 ± 4.1

Table 4: Average number of iterations (mean \pm std) required to fool the classifier.

A.3 OBJECT DETECTION RESULTS

Figure 8 illustrates results on the object detection task using the RetinaNet target model [Lin et al. (2017)]. We observe that small changes in the images lead to incorrect bounding boxes and predictions by the model.




Figure 8: Unrestricted adversarial examples for object detection. Generated images and their corresponding predictions are shown for different number of iterations.

A.4 ADDITIONAL EXAMPLES

We also provide additional examples and higher-resolution images in the following. Figure 9 depicts additional examples on the segmentation task. Figure 10 illustrates adversarial examples on CelebA-HQ gender classification, and Figure 11 shows additional examples on the LSUN dataset. Higher-resolution versions for some of the adversarial images are shown in Figure 12, which particularly helps to distinguish subtle differences between original and noise-based images.





Figure 9: Unrestricted adversarial examples for semantic segmentation. Generated images, corresponding predictions and their accuracy (ratio of correctly predicted pixels) are shown for different number of iterations.



Figure 10: Unrestricted adversarial examples on CelebA-HQ gender classification. From top to bottom: Original, noise-based and style-based adversarial images. Males are classified as females and vice versa.



(a) Non-targeted



(b) Targeted

Figure 11: Unrestricted adversarial examples on LSUN for a) non-targeted and b) targeted attacks. From top to bottom: original, noise-based and style-based images.




Figure 12: High resolution versions of adversarial images. From left to right: original, noise-based and style-based images.




Figure 12: (cont.) High resolution versions of adversarial examples. From left to right: original, noise-based and style-based images.