

Extremely imbalanced two-dimensional electron-hole-photon systems

A. Tienne,^{1,*} J. Levinsen,^{2,3} M. M. Parish,^{2,3} A. H. MacDonald,⁴ J. Keeling,⁵ and F. M. Marchetti^{1,†}

¹*Departamento de Física Teórica de la Materia Condensada & Condensed Matter Physics Center (IFIMAC), Universidad Autónoma de Madrid, Madrid 28049, Spain*

²*School of Physics and Astronomy, Monash University, Victoria 3800, Australia*

³*ARC Centre of Excellence in Future Low-Energy Electronics Technologies, Monash University, Victoria 3800, Australia*

⁴*Department of Physics, The University of Texas at Austin, Austin, TX 78712, USA*

⁵*SUPA, School of Physics and Astronomy, University of St Andrews, St Andrews, KY16 9SS, United Kingdom*

(Dated: November 20, 2019)

We investigate the phases of two-dimensional electron-hole systems strongly coupled to a microcavity photon field in the limit of extreme charge imbalance. Using variational wave functions, we examine the competition between different electron-hole paired states for the specific cases of semiconducting III-V single quantum wells, electron-hole bilayers, and transition metal dichalcogenide monolayers embedded in a planar microcavity. We show how the Fermi sea of excess charges modifies both the electron-hole bound state (exciton) properties and the dielectric constant of the cavity active medium, which in turn affects the photon component of the many-body polariton ground state. On the one hand, long-range Coulomb interactions and Pauli blocking of the Fermi sea promote electron-hole pairing with finite center-of-mass momentum, corresponding to an excitonic roton minimum. On the other hand, the strong coupling to the ultra-low-mass cavity photon mode favors zero-momentum pairs. We discuss the prospect of observing different types of electron-hole pairing in the photon spectrum.

I. INTRODUCTION

Recent technological progress has led to precise and efficient manipulation of electronic and optical properties of semiconductor solid-state devices. In particular, it is now possible to study the interplay between strong light-matter coupling and electronic doping, with the prospect of generating and controlling novel strongly correlated phases involving photons, electron-hole pairs and an electron gas. Electron-hole systems with charge imbalance are expected to display exotic pairing phenomena such as electron-hole pairs (excitons) with finite center-of-mass (CoM) momentum^{1–6} and phase separation in momentum-space between zero-momentum pairs and excess fermions^{7–9}. The finite CoM paired state is equivalent to the Fulde-Ferrell-Larkin-Ovchinnikov (FFLO) phase^{1,2}, a spatially modulated paired phase first proposed in the context of spin-imbalanced superconductors. However, a conclusive experimental observation of the FFLO phase remains elusive. It is therefore of particular interest to understand how such a state in an electron-hole system might be probed and controlled with light.

One particularly interesting class of materials giving access to this regime are transition metal dichalcogenide (TMDC) monolayers¹⁰. These structures are characterized by distinctive excitonic effects, ascribed to two-dimensional (2D) confinement and weak dielectric screening of the carrier Coulomb interactions in the 2D limit^{11,12}. Coupling between excitons and electrically injected free charge carriers has been recently demonstrated (see, e.g., Ref. 13), together with the realisation of electron-hole bilayers with independently tunable carrier densities¹⁴. Further, the large exciton-binding energies and strong light-matter coupling of these materials grant the possibility of accessing polaritonic (exciton-photon

superposition) phenomena at room temperature. Indeed, the strong light-matter coupling regime has been recently achieved by embedding a TMDC monolayer into an optical microcavity¹⁵, enabling the observation of valley-polarized exciton-polaritons at room-temperature^{16–18}. Such structures provide an ideal environment in which to investigate the interplay between strong light-matter coupling and electronic doping because of the possibility of externally tuning the electron density and light-matter coupling¹⁹.

Imbalanced electron-hole photon systems may also be realized using III-V and II-VI semiconducting single or coupled quantum wells. In particular, double quantum wells with independent electrical contacts, that allow one to independently tune the electron and hole densities in each layer, have been realized^{20–22}. Here, the 2D electron and hole gases are separated by a barrier which is high enough to prevent recombination while thin enough to allow inter-layer exciton formation. Such gated structures have not yet been embedded in a microcavity, so have not yet been studied with strong light-matter coupling. However, a 2D electron gas (2DEG) in a single quantum well embedded into a planar microcavity has been realized experimentally. Indeed, such a device can be produced either optically as shown for GaAs-based quantum well structures in Refs. 23–25 or by using a modulation doped CdTe²⁶ and GaAs^{27,28} quantum well embedded in a planar cavity. In these structures, at low 2DEG density, the negatively charged exciton-polariton, corresponding to a superposition of a trion (two electrons and one hole) and a cavity photon, emerges as a dominant feature in the system spectrum. At larger densities, this physics is expected to evolve into that of the Fermi-edge exciton-polariton, as described in Refs. 29 and 30 and references therein. A connected problem is that

of the Fermi-polaron polaritons³¹. Recent spectroscopic measurements in a gate-tunable monolayer MoSe₂ embedded into an open microcavity structure¹⁹ have shown strong signatures of both trion and polaron resonances, where a mobile impurity, e.g., an optically generated hole, is dressed by particle-hole excitations across the 2DEG Fermi surface.

In this paper, we discuss pairing effects in strongly carrier density imbalanced electron-hole 2D structures strongly coupled to a microcavity photon field. In the absence of light, it was previously shown that a sufficiently high density of excess charge causes the exciton energy to develop a roton minimum at finite CoM momentum^{5,6} that is related to the FFLO^{1,2} phase first proposed for conventional superconductors. Here, we study how strong coupling to light affects this excitonic FFLO roton minimum. While long-range Coulomb interactions and Pauli blocking promote the formation of a finite CoM momentum bound state, the strong coupling to low mass cavity photons tends to suppress such a phase. Conversely, the formation of an FFLO phase suppresses the coupling to light. We study the competition between these processes by deriving the phase diagram of the equilibrium extremely imbalanced electron-hole-photon system, focusing solely on pairing phenomena. We show that the exciton mode is affected not only by the presence of the majority species Fermi sea, but, at the same time, the excess charge modifies the dielectric constant of the active medium and, thus, it also affects the energy of the cavity photon mode. Consequences of this predicted energy shift of the photon mode in the presence of a Fermi sea can be observed by comparing structures with different light-matter coupling, e.g., by embedding a different number of quantum wells into the planar cavity and thus in effect changing the Rabi splitting.

The paper is organized as follows: In Sec. II we introduce the electron-hole-photon system we consider, its Hamiltonian, and the renormalization of the cavity photon energy in the presence of an active medium (Sec. II A), i.e., a single or double quantum well embedded into a planar microcavity. In Sec. III, we describe the variational approach we employ to describe the extremely imbalanced electron-hole-photon system. The paired (bound) and normal (unbound) polariton phases we consider are described in Secs. III A and III B, respectively. Results for the case of III-V structures are described in Sec. IV, while the specific case of doped TMDC monolayers embedded into a planar cavity is discussed in Sec. V. Conclusions and perspectives are gathered in Sec. VI. Additional information related to this work can be found in the appendices.

II. MODEL

We consider an electron-hole system in either a bilayer or a single-layer geometry, embedded in a planar cavity. We consider the spin polarized case, where electrons and

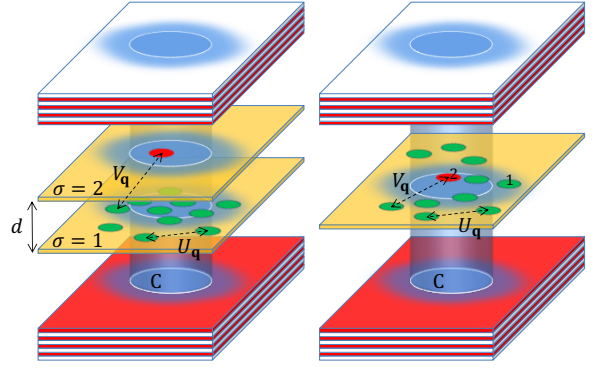


FIG. 1. Schematic representation of the system. Left panel: two quantum wells, labeled by the index $\sigma = 1, 2$ and separated by a distance d , form an electron-hole bilayer in the extremely imbalanced limit. The minority species belongs to the $\sigma = 2$ layer, while the majority species at $\sigma = 1$ forms an interacting Fermi sea — the mass ratio m_2/m_1 establishes which layer is populated by either electrons or holes. $U_{\mathbf{q}}$ and $V_{\mathbf{q}}$ are respectively intra- and inter-species Coulomb interactions. The bilayer is located inside a planar cavity which confines the cavity photon mode (C). The (blue) shaded area represents the finite size external laser pump spot. Right panel: same set-up in a single quantum well geometry. Here, the majority $\sigma = 1$ and minority $\sigma = 2$ species belong to the same well.

holes are in a single spin state (e.g., by introducing external magnetic field). The system can be described by the following Hamiltonian (in the following we set $\hbar = 1$):

$$\hat{H} = \hat{H}_0 + \hat{H}_{\text{Coul}} + \hat{H}_{\text{e-h-C}} \quad (1a)$$

$$\hat{H}_0 = \sum_{\mathbf{k}\sigma} \left(\epsilon_{\mathbf{k},\sigma} + \frac{E_g}{2} \right) \hat{c}_{\mathbf{k},\sigma}^\dagger \hat{c}_{\mathbf{k},\sigma} + \sum_{\mathbf{q}} \nu_{\text{Cq}} \hat{a}_{\mathbf{q}}^\dagger \hat{a}_{\mathbf{q}} \quad (1b)$$

$$\hat{H}_{\text{Coul}} = \sum_{\mathbf{k}\mathbf{k}',\sigma\sigma'} \frac{W_{\mathbf{q}}^{\sigma\sigma'}}{2\mathcal{A}} \hat{c}_{\mathbf{k},\sigma}^\dagger \hat{c}_{\mathbf{k}',\sigma'}^\dagger \hat{c}_{\mathbf{k}'+\mathbf{q},\sigma'} \hat{c}_{\mathbf{k}-\mathbf{q},\sigma} \quad (1c)$$

$$\hat{H}_{\text{e-h-C}} = \frac{g}{\sqrt{\mathcal{A}}} \sum_{\mathbf{k}\mathbf{q}} \left(\hat{c}_{\frac{\mathbf{q}}{2}+\mathbf{k},1}^\dagger \hat{c}_{\frac{\mathbf{q}}{2}-\mathbf{k},2}^\dagger \hat{a}_{\mathbf{q}} + \text{h.c.} \right), \quad (1d)$$

where \mathcal{A} is the system area. The Hamiltonian is defined in terms of both matter $\hat{c}_{\mathbf{k},\sigma=1,2}$ and cavity photon $\hat{a}_{\mathbf{q}}$ operators. The index $\sigma = 1$ labels the majority species, and this has density n_1 and Fermi energy

$$E_F = \frac{k_F^2}{2m_1} = \frac{2\pi}{m_1} n_1, \quad (2)$$

where k_F is the Fermi momentum. The index $\sigma = 2$ indicates the minority species, for which we have at most one particle. Majority and minority particles correspond to distinct bands — conduction band electrons and valence band holes. In addition, for the bilayer geometry (left panel of Fig. 1), the two species exist in two distinct quantum wells with transverse separation d . For the single-layer geometry (right panel of Fig. 1) both species live in the same quantum well. The electrons

and holes have dispersions $\epsilon_{\mathbf{k},\sigma} = \mathbf{k}^2/2m_\sigma$, where m_σ is the mass, \mathbf{k} is the two-dimensional (2D) momentum, and E_g is the band gap. For GaAs, the particle mass ratio is $m_2/m_1 = 4$ in the case of a minority hole in a majority Fermi sea of electrons, or $m_2/m_1 = 0.25$ for an electron in a Fermi sea of holes.

The bare intra- and inter-species Coulomb interactions for a bilayer geometry involving two inorganic quantum wells, such as III-V structures, are given respectively by

$$W_{\mathbf{q}}^{\sigma\sigma} = U_{\mathbf{q}} \equiv \frac{2\pi e^2}{\varepsilon q} \quad (3a)$$

$$W_{\mathbf{q}}^{12} = W_{\mathbf{q}}^{21} = -V_{\mathbf{q}} \equiv -U_{\mathbf{q}} e^{-qd}, \quad (3b)$$

where we use Gaussian units $4\pi\varepsilon_0 = 1$. In the absence of both doping and coupling to light, the Coulomb attraction between one electron and one hole leads to the Schrödinger equation for a 2D exciton³²:

$$(E - \epsilon_{\mathbf{k},1} - \epsilon_{\mathbf{k},2}) \varphi_{\mathbf{k}} = - \sum_{\mathbf{k}'} \frac{V_{\mathbf{k}-\mathbf{k}'}}{\mathcal{A}} \varphi_{\mathbf{k}'}, \quad (4)$$

where we measure the energy E from the electron-hole band gap E_g . Here, $\varphi_{\mathbf{k}}$ is the electron-hole wave function at relative momentum \mathbf{k} . The negative energy solutions of this equation describe bound states and yield the exciton energies. Of particular interest is the $1s$ exciton, with wave function $\Phi_{1\mathbf{s}\mathbf{k}}^{(d)}$ and binding energy $|E_X^{(d)}|$, where $E = E_X^{(d)} < 0$ is the lowest energy eigenvalue of Eq. (4). For bilayers at a given separation d , the exciton properties can be found by numerically solving the Schrödinger equation (4). However, in the case of a single-layer geometry $d = 0$, where $V_{\mathbf{q}} = U_{\mathbf{q}}$, the Schrödinger equation can be solved analytically, giving the $1s$ exciton binding energy (or exciton Rydberg) in 2D in terms of the Bohr radius a_X and the reduced mass $\mu = m_1 m_2 / (m_1 + m_2)$:

$$R_X = |E_X^{(d=0)}| = \frac{e^2}{\varepsilon a_X}, \quad a_X = \frac{\varepsilon}{2\mu e^2}. \quad (5)$$

In this case, one recovers the known expression for the exciton wave function,

$$\Phi_{1\mathbf{s}\mathbf{k}}^{(d=0)} = \frac{\sqrt{8\pi} a_X}{[1 + (ka_X)^2]^{3/2}}. \quad (6)$$

Electrons and holes couple with a strength g to photons via the term $\hat{H}_{\text{e-h-C}}$ (1d). The bare cavity photon dispersion is that of a passive cavity in the absence of the active medium (in our case a single or a double quantum well),

$$\nu_{\mathbf{C}\mathbf{q}} = \nu_{\mathbf{C}\mathbf{0}} + \frac{\mathbf{q}^2}{2m_C}. \quad (7)$$

We fix the photon mass m_C to an experimentally relevant value³³, $m_C \simeq 10^{-4}(m_1 + m_2)$. In the presence of an active medium, the cavity photon frequency is shifted by the coupling to matter excitations, as we discuss in the next section.

A. Renormalization of the cavity photon energy

In the presence of both light and matter degrees of freedom, the contact coupling term of our model, $\hat{H}_{\text{e-h-C}}$ in Eq. (1d), implies an ultraviolet logarithmic divergence of the ground-state energy³⁴. Since the details of the high-momentum physics, such as the band curvature due to the crystal lattice structure, are not included within our low-energy model, we will treat the ultraviolet physics via the process of renormalization. This allows us to deduce universal properties of our system that are independent of microscopic details.

In order to see how the ultraviolet divergence emerges, it is instructive to first consider the description of lower and upper polaritons within our model. To this end, we follow Ref. 34 and consider the most general superposition of a cavity photon at normal incidence and an electron-hole pair:

$$|\Psi_0\rangle = \left(\sum_{\mathbf{k}} \frac{\varphi_{\mathbf{k}\mathbf{0}}}{\sqrt{\mathcal{A}}} \hat{c}_{\mathbf{k},1}^\dagger \hat{c}_{-\mathbf{k},2}^\dagger + \alpha_0 \hat{a}_0^\dagger \right) |0\rangle. \quad (8)$$

Here, $|0\rangle$ is the vacuum state (i.e., a filled valence band, so a vacuum for valence band holes), α_0 is the photon amplitude, and $\varphi_{\mathbf{k}\mathbf{0}}$ is the electron-hole wave function at relative momentum \mathbf{k} and zero CoM momentum. Minimizing $\langle \Psi_0 | (\hat{H} - E - E_g) | \Psi_0 \rangle$ with respect to the complex amplitudes $\varphi_{\mathbf{k}\mathbf{0}}$ and α_0 , we obtain the coupled eigenvalue equations for the energy E (measured with respect to the band gap E_g) of the polariton state:

$$(E - \epsilon_{\mathbf{k},1} - \epsilon_{\mathbf{k},2}) \varphi_{\mathbf{k}\mathbf{0}} = - \sum_{\mathbf{k}'} \frac{V_{\mathbf{k}-\mathbf{k}'}}{\mathcal{A}} \varphi_{\mathbf{k}'\mathbf{0}} + g \alpha_0 \quad (9a)$$

$$(E - \nu_{\mathbf{C}\mathbf{0}} + E_g) \alpha_0 = \frac{g}{\mathcal{A}} \sum_{\mathbf{k}} \varphi_{\mathbf{k}\mathbf{0}}. \quad (9b)$$

Inserting Eq. (9a) in Eq. (9b) and rearranging, we obtain

$$\begin{aligned} \left(E - \nu_{\mathbf{C}\mathbf{0}} + E_g + \frac{g^2}{\mathcal{A}} \sum_{\mathbf{k}} \frac{1}{-E + \epsilon_{\mathbf{k},1} + \epsilon_{\mathbf{k},2}} \right) \alpha_0 \\ = \frac{g}{\mathcal{A}^2} \sum_{\mathbf{k}, \mathbf{k}'} \frac{V_{\mathbf{k}-\mathbf{k}'} \varphi_{\mathbf{k}'\mathbf{0}}}{-E + \epsilon_{\mathbf{k},1} + \epsilon_{\mathbf{k},2}}. \end{aligned} \quad (10)$$

The sum on the left hand side of this equation diverges. If we introduce an ultraviolet momentum cutoff Λ , the divergence is logarithmic in Λ . In contrast, the right hand side is finite when $\Lambda \rightarrow \infty$ ³⁴. One can easily check this in the exciton limit — i.e., where g is small — using the explicit form of the exciton wave function in a single quantum well, Eq. (6). As a consequence, the photon amplitude α_0 must approach zero as $1/\ln \Lambda$ for energies $E + E_g \sim \nu_{\mathbf{C}\mathbf{0}}$, which is a signature that the photon frequency shifts in the presence of an active medium. To have finite answers, it is therefore necessary that $\nu_{\mathbf{C}\mathbf{0}}$ also diverges as $\ln \Lambda$ — i.e., we should write quantities in

terms of the renormalized (finite and measurable) photon energy³⁴ $\omega_{\mathbf{C}\mathbf{0}}$ as follows:

$$\omega_{\mathbf{C}\mathbf{0}} = \nu_{\mathbf{C}\mathbf{0}} - \frac{g^2}{\mathcal{A}} \sum_{\mathbf{k}} \frac{1}{-E_X^{(d)} + \epsilon_{\mathbf{k},1} + \epsilon_{\mathbf{k},2}}, \quad (11)$$

correct to logarithmic accuracy. Here, we have taken the 1s exciton binding energy to be the relevant energy scale $E \simeq E_X^{(d)}$, since we are considering the scenario where the photon is resonantly coupled to the 1s exciton. One can thus define the renormalized photon-exciton detuning at zero momentum

$$\delta = \omega_{\mathbf{C}\mathbf{0}} - (E_X^{(d)} + E_g), \quad (12)$$

where $E_X^{(d)} + E_g$ is the actual exciton energy that would be measured spectroscopically. Hence, the logarithmic divergence of Eq. (11) exactly compensates the divergence appearing in Eq. (10) such that, when this is expressed in terms of the dressed photon energy $\omega_{\mathbf{C}\mathbf{0}}$ rather than the bare photon energy $\nu_{\mathbf{C}\mathbf{0}}$, one obtains convergent cut-off independent results.

While the photon frequency is renormalized in the presence of an active medium, the Rabi splitting between the lower and upper polaritons remains finite³⁴. In the limit $g \ll a_X R_X$ this splitting can be written as:

$$\Omega = \frac{2g}{\mathcal{A}} \sum_{\mathbf{k}} \Phi_{1s\mathbf{k}}^{(d)}. \quad (13)$$

Here, $\Phi_{1s\mathbf{k}}^{(d)}$ is the ground state wave function of Eq. (4) at layer separation d . Indeed, we see from Eq. (10) that, had we chosen to compensate the logarithmic divergence by taking $g \sim 1/\sqrt{\ln \Lambda}$, then the right hand side of that equation would go to zero as $\Lambda \rightarrow \infty$, and we would have had no coupling between light and matter.

One can show³⁴ that the implementation of the renormalization scheme in Eqs. (9a) and (9b) recovers the coupled exciton-photon oscillator model in the limit $g \ll a_X R_X$. The generalization to finite momentum is straightforward³⁴, and one finds that the lowest eigenvalue $E + E_g$ of Eqs. (9a) and (9b) well matches the one-particle lower polariton (LP) energy expression coming from the two-level coupled oscillator model,

$$\omega_{\text{LP}\mathbf{Q}} = \frac{\omega_{\mathbf{C}\mathbf{Q}} + (E_X^{(d)} + E_g)}{2} - \frac{1}{2} \sqrt{[\omega_{\mathbf{C}\mathbf{Q}} - (E_X^{(d)} + E_g)]^2 + \Omega^2}, \quad (14)$$

where the exciton is assumed to be a structureless particle. Here, $E_X^{(d)} = E_X^{(d)} + \mathbf{Q}^2/2(m_1 + m_2)$ and $\omega_{\mathbf{C}\mathbf{Q}} = \omega_{\mathbf{C}\mathbf{0}} + \mathbf{Q}^2/2m_C$. As shown in Ref. 34, the definitions of the effective detuning, Eq. (11), and Rabi splitting, Eq. (13), represent a first order approximation in the expansion parameter $g \ll a_X R_X$ to the experimentally measured detuning and Rabi splitting. An effort to obtain a better estimate of both parameters and a comparison

with the approximation carried out here is discussed in App. A. There, we employ a definition of detuning and Rabi splitting which is similar to a possible experimental procedure. In particular, we obtain their values by least squares fitting to match the LP dispersion obtained from a coupled oscillator model, Eq. (14). In this way, we find that the differences between the fitted parameters and those defined in Eqs. (12) and (13) are small. This implies only small quantitative changes in our results below when we push our results beyond the $g \ll R_X a_X$ validity regime of Eqs. (12) and (13).

As in Ref. 34, the renormalization procedure we consider is defined for the case at zero gating/doping ($E_F = 0$). We then increase the density of majority particles while keeping the other parameters fixed. Interestingly, a TMDC monolayer flake embedded in a planar cavity offers the possibility to measure independently the renormalized photon energy $\omega_{\mathbf{C}\mathbf{0}}$ and compare it to the bare value $\nu_{\mathbf{C}\mathbf{0}}$. In this structure, the TMDC flake has a reduced size compared to the planar cavity, and thus there are regions where the cavity mode is passive and does not couple to the active medium¹⁵. Such a measurement would reveal that in the real system, the energy correction due to dressing is actually finite. That is, an effective UV cutoff does indeed exist associated with the nature of electronic states at large momenta; however this cutoff is a high energy effect, beyond the scope of our low-energy Hamiltonian.

The definitions we adopt above for renormalization — i.e., how we choose to calibrate the definitions of detuning — match what we anticipate as a typical experimental protocol. Specifically, it corresponds to a process where, in the absence of gating/doping, i.e., at $E_F = 0$, one deduces the photon-exciton detuning δ and the Rabi splitting Ω by fitting the single-particle polariton dispersion measured in the optical pumping linear regime via a coupled oscillator model. After fixing these experimental conditions, one then increases E_F by doping or gating. The Rabi splitting Ω can be changed by considering microcavities with different numbers of embedded quantum wells³⁵. The detuning δ can be changed because of the cavity mirror wedge and thus by changing the location of the optical pump spot. Crucially, the value of δ we use is defined as that measured in the absence of doping or gating before increasing E_F — i.e., we assume a definition of δ that does not vary with doping.

B. Screening

In writing the Coulomb interaction above, we so far considered the bare Coulomb interaction. However, as we consider a system with electronic doping, these electrons can screen and thus modify the Coulomb interaction. As explained in Sec III, the screening of Coulomb interactions causes, in the absence of photons, a transition from bound to unbound excitonic states when the majority species density increases⁵. With the aim of including

the possibility of describing the binding-unbinding transition, we will present results for both the unscreened case, and for screened Coulomb interactions within the static random phase approximation (RPA). In RPA, the intraspecies potential reads

$$U_{\mathbf{q}}^{sc} = \frac{U_{\mathbf{q}}}{1 - U_{\mathbf{q}}\Pi_1(\mathbf{q})} \quad (15a)$$

$$\Pi_1(\mathbf{q}) = \frac{N_s m_1}{2\pi} \left[\frac{\sqrt{q^2 - 4k_F^2}}{q} \theta(q - 2k_F) - 1 \right], \quad (15b)$$

with $N_s = 1$ for the spin polarized case. As before, the interspecies potential is then found by, $V_{\mathbf{q}}^{sc} = U_{\mathbf{q}}^{sc} e^{-q d}$. We expect RPA to provide a good approximation when the exciton Bohr radius greatly exceeds the interparticle spacing of the majority species, i.e., $a_X^2 n_1 \gg 1$. In the opposite limit, $a_X^2 n_1 \ll 1$, screening is negligible. With this in mind, unscreened and RPA screened interactions represent extreme limiting cases, thus allowing us to place a bound on the effect of screening in a realistic material.

III. VARIATIONAL APPROACH TO THE IMBALANCED ELECTRON-HOLE-PHOTON SYSTEM

As described in the introduction, the aim of this paper is to understand how strong light-matter coupling affects the transition from excitons with zero to finite CoM momentum, as one varies the majority species density. To address this, we focus on the extreme limit, where there is a single minority particle $\sigma = 2$ interacting with a Fermi liquid of majority particles $\sigma = 1$ via both Coulomb attraction and the cavity mode. To determine the zero temperature phase diagram, we find the ground state by a variational approach. The variational state we consider describes a superposition of a photon and an electron-hole pair, on top of a Fermi sea of majority particles, $|\text{FS}\rangle = |\text{FS}\rangle_1 \otimes |0\rangle_2 \otimes |0\rangle_C$:

$$|\Psi_{\mathbf{Q}}\rangle = \left(\sum_{\mathbf{k} > k_F} \frac{\varphi_{\mathbf{k}\mathbf{Q}}}{\sqrt{\mathcal{A}}} \hat{c}_{\mathbf{k},1}^\dagger \hat{c}_{\mathbf{Q}-\mathbf{k},2}^\dagger + \alpha_{\mathbf{Q}} \hat{a}_{\mathbf{Q}}^\dagger \right) |\text{FS}\rangle. \quad (16)$$

Here, $\varphi_{\mathbf{k}\mathbf{Q}}$ and $\alpha_{\mathbf{Q}}$ are the excitonic and photonic variational parameters, respectively, and the normalisation condition requires that $\langle \Psi_{\mathbf{Q}} | \Psi_{\mathbf{Q}} \rangle = \mathcal{A}^{-1} \sum_{\mathbf{k} > k_F} |\varphi_{\mathbf{k}\mathbf{Q}}|^2 + |\alpha_{\mathbf{Q}}|^2 = 1$. The momentum \mathbf{Q} is the CoM momentum of the polaritonic bound state, while the label \mathbf{k} denotes the relative electron-hole momentum. Pauli blocking forbids occupation of all majority particle states below the Fermi momentum k_F , and we use the notation $\sum_{\mathbf{k} > k_F}$ to indicate summation over allowed states.

A. FF and SF bound states

In the following, we will refer to the many-body polaritonic bound state with finite CoM momentum $|\Psi_{\mathbf{Q} \neq 0}\rangle$ as

the FF state. Note that we use the notation FF rather than FFLO because the pairing wave-function we consider is a single plane-wave, and thus it does not have any spatial modulation of density¹. If we would consider increasing the density of minority particles, we expect a smooth evolution from the finite \mathbf{Q} bound state we describe here to a modulated coherent FFLO paired phase⁹. In the absence of cavity photons, the finite \mathbf{Q} bound state for a single impurity has already been analysed for GaAs⁵ and TMDC⁶ structures, where it was predicted to occupy a sizeable region of the phase diagram. For an imbalanced state of electron-hole bilayers, with a non-vanishing density of minority particles, a FFLO phase was also described in Refs. 8 and 9.

Also by analogy to the terminology used to describe the states at non-zero minority density, we refer to the zero CoM momentum bound state $|\Psi_0\rangle$ as the superfluid (SF) state. For a finite minority particle density, the SF state is an excitonic condensate where pairing occurs for a balanced fraction of electrons and holes at zero CoM momentum (but finite relative momentum), while the excess majority species occupies a Fermi sea around $\mathbf{k} = 0$.

To find which state occurs in the presence of coupling to photons, we minimize $\langle \Psi_{\mathbf{Q}} | (\hat{H} - E_{\mathbf{Q}} - E_g) | \Psi_{\mathbf{Q}} \rangle$ with respect to the complex amplitudes $\varphi_{\mathbf{k}\mathbf{Q}}$ and $\alpha_{\mathbf{Q}}$ (16). This gives the coupled eigenvalue equations

$$(E_{\mathbf{Q}} - \xi_{\mathbf{k}\mathbf{Q}}) \varphi_{\mathbf{k}\mathbf{Q}} = - \sum_{\mathbf{k}' > k_F} \frac{V_{\mathbf{k}-\mathbf{k}'}}{\mathcal{A}} \varphi_{\mathbf{k}'\mathbf{Q}} + g \alpha_{\mathbf{Q}} \quad (17a)$$

$$(E_{\mathbf{Q}} - \nu_C \mathbf{Q} + E_g) \alpha_{\mathbf{Q}} = \frac{g}{\mathcal{A}} \sum_{\mathbf{k} > k_F} \varphi_{\mathbf{k}\mathbf{Q}}. \quad (17b)$$

The lowest energy eigenvalue $E_{\mathbf{Q}}$ represents the binding energy of a bound lower polariton state in the presence of a Fermi sea, accounting for the modification of the exciton wavefunction both by light-matter coupling and by Pauli blocking. Here, $\xi_{\mathbf{k}\mathbf{Q}} = \epsilon_{\mathbf{Q}-\mathbf{k},2} + \epsilon_{\mathbf{k},1} - \frac{1}{\mathcal{A}} \sum_{\mathbf{k}' < k_F} U_{\mathbf{k}-\mathbf{k}'}$ includes the exchange correction to the electron dispersion. Note again that we define the energy $E_{\mathbf{Q}}$ with respect to the band gap energy E_g ; further we neglect the energy of the interacting Fermi sea $|\text{FS}\rangle$, $\mathcal{E}_{\text{FS}} = \sum_{\mathbf{k} < k_F} [\epsilon_{\mathbf{k},1} + E_g/2 - \sum_{\mathbf{k}' < k_F} U_{\mathbf{k}-\mathbf{k}'} / (2\mathcal{A})]$, because we are interested in comparing $E_{\mathbf{Q}}$ with that of the normal state, which also includes \mathcal{E}_{FS} (see Sec. III B).

In the absence of photons, we set $g = 0$ in Eq. (17a) and obtain the energy $E_{\mathbf{Q}} = E_{\text{XQ}}^{(d, E_F)}$ of a many-body exciton state in the presence of a Fermi sea as the lowest energy solution of the Schrödinger equation

$$(E_{\mathbf{Q}} - \xi_{\mathbf{k}\mathbf{Q}}) \varphi_{\mathbf{k}\mathbf{Q}} = - \sum_{\mathbf{k}' > k_F} \frac{V_{\mathbf{k}-\mathbf{k}'}}{\mathcal{A}} \varphi_{\mathbf{k}'\mathbf{Q}}. \quad (18)$$

At zero doping and for a single layer, $E_{\text{X0}}^{(d=0, E_F=0)} = E_{\text{X}}^{(d=0)} = -R_X < 0$ as given in Eq. (5). The eigenvalue problem in Eq. (18) has been solved numerically for GaAs electron-hole structures in Ref. 5. There, it was found that, when increasing the majority particle density,

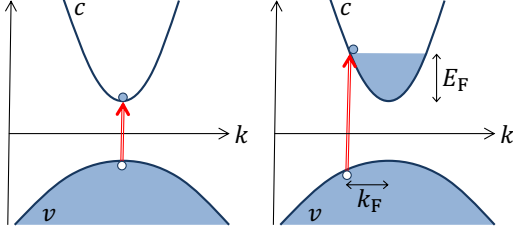


FIG. 2. Particle-hole excitation process via a photon with (a) and without (b) a Fermi sea — all photon-mediated transitions are approximately vertical in a cavity.

the many-body excitonic state eventually acquires a finite CoM momentum \mathbf{Q} , as this state reduces the kinetic energy cost. As such, this FF-like state induced by Pauli blocking is favored when the minority particle is lighter. Further, as also discussed below, the long-range nature of the Coulomb interaction also stabilize the finite \mathbf{Q} exciton state⁵. Recently, these results have been extended to the specific case of TMDC monolayers⁶. Note that, in the presence of a Fermi sea, one cannot just consider the sign of $E_{\mathbf{X}\mathbf{Q}}^{(d,E_F)}$ to determine whether the many-body exciton state is bound or not. One must instead compare $E_{\mathbf{X}\mathbf{Q}}^{(d,E_F)}$ with the energy of the normal state, as defined next.

B. Normal state

Under some conditions, we find that at large majority particle density, the finite CoM momentum exciton can undergo an unbinding transition to the normal (N) state. This comprises an unbound minority particle on top of a Fermi sea of majority particles:

$$|\Psi_N\rangle = \hat{c}_{\mathbf{0},2}^\dagger \hat{c}_{k_F \hat{\mathbf{k}},1}^\dagger |\text{FS}\rangle, \quad (19)$$

where $\hat{\mathbf{k}}$ is an arbitrary direction, and this state has energy

$$E_N = E_F - \frac{1}{\mathcal{A}} \sum_{\mathbf{k}' < k_F} U_{k_F \hat{\mathbf{k}} - \mathbf{k}'}, \quad (20)$$

where, as for $E_{\mathbf{Q}}$, we are defining this with respect to E_g and neglecting the energy of the interacting Fermi sea, \mathcal{E}_{FS} .

In the absence of light-matter coupling, $g = 0$, the excitonic FF state $|\Psi_{\mathbf{Q}}\rangle$ (16) would reduce to the normal state $|\Psi_N\rangle$ when we take $\mathbf{Q} = k_F \hat{\mathbf{k}}$ and the exciton wavefunction takes the form, $\varphi_{\mathbf{k}\mathbf{Q}} = \sqrt{\mathcal{A}} \delta_{\mathbf{k}, k_F \hat{\mathbf{k}}}$. This corresponds to a wavefunction which has weight only when relative and CoM momenta are equal, and match the Fermi momentum k_F .

In Ref. 5 it was shown that unscreened Coulomb interactions ($N_s = 0$) always lead to a bound many-body exciton state for any value of the density and thus the

normal state (19) is never the ground state. We will show here that this is the case also in the presence of light-matter coupling. When screening is non-zero however, a normal state can occur. It is worth noting that when this state occurs, the only possible normal state is purely electronic — i.e., it has zero photon fraction and is thus given by Eq. (19). This can be seen from the renormalization scheme of the photon energy (11), which has the consequence that any non-zero photon fraction always implies a bound state between minority and majority particles. That is to say, the presence of light can bind an otherwise unbound electron-hole pair.

C. Effective photon energy in the presence of a Fermi gas

In order to understand how the ground state evolves with doping, it is instructive to consider how the effective photon energy changes as the majority density increases, due to a modification of the dielectric constant of the quantum well. As described in Sec. II A, in order to reproduce the experimental protocol for measurements, we have defined the renormalization of the photon energy using a procedure defined at zero gating/doping $E_F = 0$. This means that we define the renormalized photon energy $\omega_{\mathbf{C}\mathbf{Q}}$ (or equivalently the photon-exciton detuning δ) in such a way that it approximately matches what would be experimentally measured at $E_F = 0$. As illustrated in Fig. 2, the available particle-hole excitations contributing to the dressing of the photon depend on E_F . As such, at a finite density of majority species, the effective photon energy $\omega_{\mathbf{C}\mathbf{Q}}^{(E_F)}$ differs from $\omega_{\mathbf{C}\mathbf{Q}}$ defined at $E_F = 0$. Here, we want to identify and estimate the magnitude of the photon energy shift in the presence of doping.

We start by rewriting the eigenvalue equations (17a) and (17b) in an equivalent form by inserting Eq. (17a) in (17b) and defining the new wavefunction $\beta_{\mathbf{k}\mathbf{Q}} = \frac{1}{\mathcal{A}} \sum_{\mathbf{k}' > k_F} V_{\mathbf{k}-\mathbf{k}'} \varphi_{\mathbf{k}'\mathbf{Q}} / (-E_{\mathbf{Q}} + \xi_{\mathbf{k}\mathbf{Q}})$:

$$\left(E_{\mathbf{Q}} - \nu_{\mathbf{C}\mathbf{Q}} + E_g + \frac{g^2}{\mathcal{A}} \sum_{\mathbf{k} > k_F} \frac{1}{-E_{\mathbf{Q}} + \xi_{\mathbf{k}\mathbf{Q}}} \right) \alpha_{\mathbf{Q}} = \frac{g}{\mathcal{A}} \sum_{\mathbf{k} > k_F} \beta_{\mathbf{k}\mathbf{Q}}. \quad (21)$$

The divergence of the sum on the left-hand side of Eq. (21) is exactly cancelled by the renormalization of the bare photon energy $\nu_{\mathbf{C}\mathbf{Q}}$ by particle-hole excitations, as described in Sec. II A. The form of Eq. (21) suggests that, in the presence of a Fermi sea, the effective renormalized photon energy can be estimated as

$$\omega_{\mathbf{C}\mathbf{Q}}^{(E_F)} \simeq \nu_{\mathbf{C}\mathbf{Q}} - \frac{g^2}{\mathcal{A}} \sum_{\mathbf{k} > k_F} \frac{1}{-E_{\mathbf{Q}} + \xi_{\mathbf{k}\mathbf{Q}}}. \quad (22)$$

This estimate is expected to be valid in the limit of small light-matter coupling and sufficiently small density,

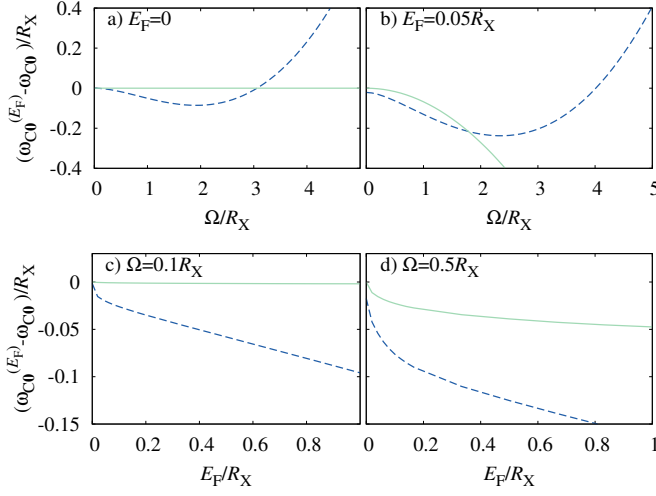


FIG. 3. Photon energy shift in presence of a Fermi gas $\omega_{\text{C0}}^{(E_F)} - \omega_{\text{C0}}$ as estimated from Eq. (23) (solid line) and from Eq. (25) (dashed line) for either fixed Fermi energy E_F and varying Rabi splitting Ω (top panels) or conversely fixed Ω and varying E_F (bottom panels). Parameters are for a GaAs single quantum well ($d = 0$), mass ratio $m_2/m_1 = 0.25$, and screened interactions $N_s = 1$.

where there is a well-defined exciton bound state that is only weakly perturbed by light. In this limit, one can approximate $E_{\mathbf{Q}} \simeq E_{\text{XQ}}^{(d, E_F)}$. Taking the CoM momentum to be zero, we then estimate the difference between $\omega_{\text{C0}}^{(E_F)}$ and the photon energy ω_{C0} at zero doping (11) as

$$\omega_{\text{C0}}^{(E_F)} - \omega_{\text{C0}} \simeq -\frac{g^2}{\mathcal{A}} \sum_{\mathbf{k} > k_F} \frac{1}{-E_{\text{X0}}^{(d, E_F)} + \xi_{\mathbf{k0}}} + \frac{g^2}{\mathcal{A}} \sum_{\mathbf{k}} \frac{1}{-E_{\text{X}}^{(d)} + \epsilon_{\mathbf{k},1} + \epsilon_{\mathbf{k},2}}. \quad (23)$$

This energy difference is clearly finite because the logarithmic divergence of the first sum cancels with the one of the second sum. Thus, we see that the photon energy shift with doping depends quadratically on the light-matter coupling strength g , provided $\Omega \ll |E_{\text{X0}}^{(d, E_F)} - E_{\text{N}}|$. By numerically evaluating the density dependence of the exciton binding energy at $\mathbf{Q} = \mathbf{0}$, $E_{\text{X0}}^{(d, E_F)}$ (see App. B), as well as the exchange correction to the electron dispersion, we find that, in the small Ω and E_F limit, the photon energy shift $\omega_{\text{C0}}^{(E_F)} - \omega_{\text{C0}}$ is always negative (see the solid line of Fig. 3). Such a shift could be observed in experiments by either comparing structures with different Rabi splittings or by changing the doping.

An alternative way of estimating the photon energy shift $\omega_{\text{C0}}^{(E_F)} - \omega_{\text{C0}}$ in presence of a Fermi sea, is by identifying the detuning $\delta_{50\%}$ at which the many-body $\mathbf{Q} = \mathbf{0}$ exciton state and the cavity photon are at resonance:

$$\omega_{\text{C0}}^{(E_F)} = E_{\text{X0}}^{(d, E_F)} + E_g. \quad (24)$$

We assume that this condition is satisfied when the photon fraction $|\alpha_{\mathbf{0}}|^2$ is 1/2. We can rewrite the condition (24), which defines the detuning at resonance, $\delta_{50\%}$, by subtracting the energy of the photon mode at zero doping/gating ω_{C0} (11) from both sides. Then using the definition $\delta = \omega_{\text{C0}} - (E_{\text{X}}^{(d)} + E_g)$ on the right hand side gives:

$$\omega_{\text{C0}}^{(E_F)} - \omega_{\text{C0}} = E_{\text{X0}}^{(d, E_F)} - E_{\text{X}}^{(d)} - \delta_{50\%}. \quad (25)$$

We can thus estimate the photon shift $\omega_{\text{C0}}^{(E_F)} - \omega_{\text{C0}}$ at a fixed value of E_F and Ω by evaluating $E_{\text{X0}}^{(d, E_F)} - E_{\text{X}}^{(d)}$, i.e., by solving Eq. (18), and by numerically estimating the value of detuning $\delta_{50\%}$ at which the photon fraction is exactly 1/2. The results of this estimate are plotted in Fig. 3 and compared with those obtained from Eq. (23). Note that, even at $E_F = 0$, this estimate predicts a photon energy shift because, beyond the weak coupling regime $g \ll a_{\text{X}} R_{\text{X}}$, the exciton wavefunction is strongly modified by matter-light coupling, affecting the definition of detuning δ given in Eq. (12) (see discussion in App. A and Fig. 9). At small and finite E_F , the estimates given by Eqs. (23) and (25) agree for small Ω giving a negative shift of the photon energy, while, when Ω increases, Eq. (25) predicts an upturn of the shift to positive values.

Predicting the exact behavior of $\omega_{\text{C0}}^{(E_F)} - \omega_{\text{C0}}$ with either Ω or E_F is non-trivial, since both estimates of Eqs. (23) and (25) are based on the assumption that the system does behave like a two-level coupled oscillator model, an hypothesis which loses validity when either Ω or E_F increases. As we will see in the next section, the shift of the photon energy with doping has little consequence for the phase diagram at fixed Rabi splitting Ω , while the implications are larger when we fix E_F and change Ω .

D. Numerical implementation

We obtain the ground-state phase diagram by numerically diagonalizing the coupled equations (17) and analyzing the nature of the lowest energy state, while comparing it with the energy of the normal state (20). We use a non-linear grid in the relative momentum \mathbf{k} -space and evaluate, at a given value of the CoM momentum \mathbf{Q} , the lowest eigenvalue $E_{\mathbf{Q}}$ and the associated excitonic $\varphi_{\mathbf{kQ}}$ and photonic $\alpha_{\mathbf{Q}}$ eigenvectors, with $|\alpha_{\mathbf{Q}}|^2$ representing the state photon fraction. The results we show are numerically converged with respect to the number of points employed in the momentum grid. We then minimize the energy $E_{\mathbf{Q}}$ with respect to $Q \equiv |\mathbf{Q}|$, and indicate the momentum at which the energy is minimized by Q_{min} .

In the following we rescale energies by the 2D exciton binding energy R_{X} and lengths by the Bohr radius a_{X} defined in Eqs. (5). Hence, only a few independent dimensionless parameters are left to characterize the system properties and phase diagram, namely, the mass ra-

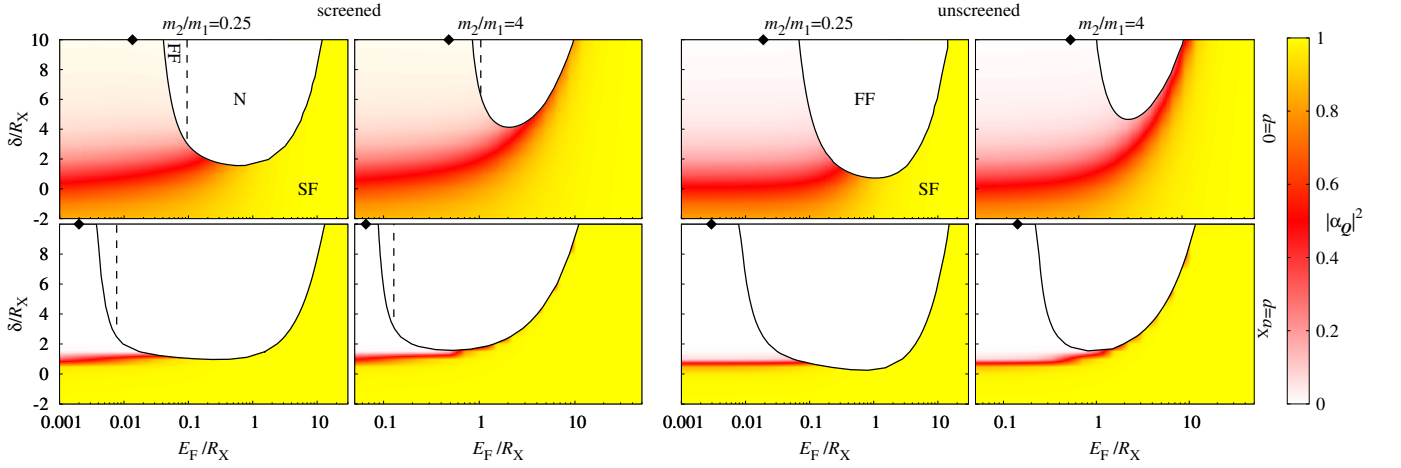


FIG. 4. Phase diagram of photon-exciton detuning δ and majority particle Fermi energy E_F for a GaAs heterostructure with either a single quantum well ($d = 0$, top panels) or a bilayer geometry at a distance $d = a_X$ (bottom panels). The four left panels are for RPA screened Coulomb interactions ($N_s = 1$), while the right panels are for unscreened interactions ($N_s = 0$). The mass ratio is fixed to either $m_2/m_1 = 0.25$, i.e., one electron in a Fermi sea of holes or $m_2/m_1 = 4$, i.e., one hole in a Fermi sea of electrons. The Rabi splitting is fixed to $\Omega = 2R_X$ for the $d = 0$ case (top panels) and to $\Omega = 2|E_X^{(d)}| \simeq 0.64R_X$ for the bilayer at $d = a_X$ case. Solid lines are 1st-order transitions (SF-FF and SF-N). The dashed almost vertical line is the 2nd-order FF-N transition occurring for screened interactions. 1st- and 2nd-order transitions meet at a critical end-point. The diamond symbols indicate the value of the density, E_{F0} , at which the SF-FF transition occurs in the absence of the cavity field $\Omega = 0 = \alpha_Q$. The color map represents the photon fraction $|\alpha_Q|^2$.

tio between minority and majority particles m_2/m_1 , the rescaled bilayer distance d/a_X , the dimensionless majority particle density E_F/R_X , the photon-exciton detuning δ/R_X , Eq. (12), and the Rabi splitting Ω/R_X , Eq. (13).

IV. CHARGE-IMBALANCED QUANTUM WELLS IN PLANAR MICROCAVITIES

We first consider the case of a GaAs quantum well system embedded in a microcavity. In Fig. 4 we show our calculated phase diagram as a function of majority particle density and detuning, keeping the Rabi splitting fixed. We compare the results for both screened and unscreened Coulomb interactions, for a single quantum well ($d = 0$) and a bilayer geometry ($d = a_X$), and for one electron in a Fermi sea of holes ($m_2/m_1 = 0.25$) and one hole in a Fermi sea of electrons ($m_2/m_1 = 4$). In all cases, we see that the coupling to cavity light modes suppresses the formation of the finite momentum FF state as compared to the case without light-matter coupling. In particular, a strong coupling to light favors the $\mathbf{Q} = \mathbf{0}$ state, since the photon mode at non-zero \mathbf{Q} is at high energy, due to the small photon mass. As such, strong coupling to light imposes that for detunings below a minimal value, $\delta < \delta_{\min}$, only the $\mathbf{Q} = \mathbf{0}$ SF phase is allowed.

Fixing the detuning $\delta > \delta_{\min}$ and increasing E_F , one first finds a SF-FF transition between a $\mathbf{Q} = \mathbf{0}$ many-body mixed polariton state and a $Q_{\min} \neq 0$ FF state weakly coupled to light. This state has also been referred to as a roton minimum⁶. This occurs because the energy gained by forming a finite \mathbf{Q} exciton state is larger than

that obtained by dressing the $\mathbf{Q} = \mathbf{0}$ exciton with a zero momentum photon. For screened interactions the transition can be directly to the unbound N state, while for unscreened interactions there is no normal phase, just as in the absence of photons⁵. Both the SF-FF and SF-N transitions are first order (see App. C), with Q_{\min} changing discontinuously from $Q_{\min} = 0$ to a finite value, as shown in Fig. 5. Because of the small cavity photon mass, the finite Q_{\min} FF phase has a small photon fraction, that decreases further on increasing E_F (see Fig. 5). Thus, the value of Q_{\min} almost coincides with that in the absence of the cavity field, and in particular Q_{\min} locks to k_F at the FF-N transition. In contrast, for unscreened interactions, Q_{\min} asymptotically tends to k_F in the FF region only for large values of E_F . In addition, the FF-N transition is always second order and it is only weakly affected by the coupling to light — thus it is approximately independent of both δ and Ω .

The SF-FF transition is strongly affected by the coupling to a cavity field. In particular, the many-body exciton at $\mathbf{Q} = \mathbf{0}$ strongly couples to the cavity photon when both energies are comparable, resulting in a half-matter half-light many-body polariton state. In Fig. 4, the red region of the color map indicates where the photon fraction is around 50%, corresponding to resonance between the cavity photon and the many-body exciton. The value of the detuning δ for which resonance occurs is seen to grow with the majority density. This is mostly due to the $\mathbf{Q} = \mathbf{0}$ exciton energy $E_{X0}^{(d,E_F)}$ growing with E_F due to Pauli blocking (see App. B). Indeed, one can show that $E_{X0}^{(d,E_F)}$ grows sub-linearly for $E_F \ll R_X$ and screened

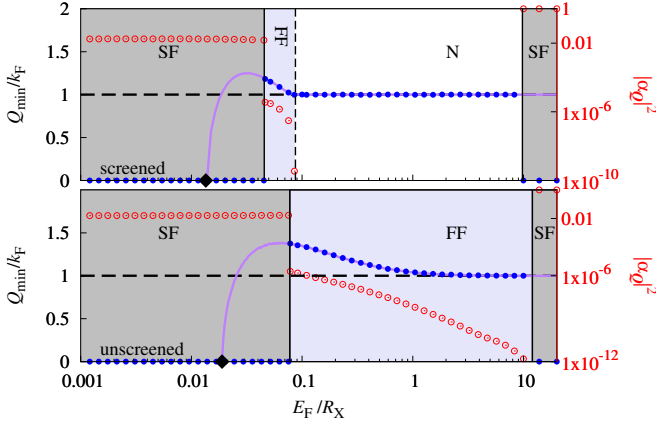


FIG. 5. Momentum Q_{\min} (filled [blue] circles) minimizing the many-body polaritonic energy $E_{\mathbf{Q}}$ as a function of the majority Fermi energy E_F for a single quantum well $d = 0$, mass ratio $m_2/m_1 = 0.25$, Rabi splitting $\Omega = 2R_X$ and detuning $\delta = 8R_X$. Interactions are RPA screened ($N_s = 1$) in the top panel, and unscreened ($N_s = 0$) in the bottom panel. Solid (violet) lines represent the value of Q_{\min} in the absence of light-matter coupling ($\Omega = 0$), while the thick dashed (black) line is the Fermi momentum k_F . The corresponding photon fraction $|\alpha_{\mathbf{Q}}|^2$ is plotted with open (red) circles and the corresponding axes are on the right side of each panel.

interaction, while it grows linearly $\sim E_F$ for $E_F > R_X$ (see App. B and Figs. 10 and 11).

At large positive detunings, we recover, as expected, the results obtained in Ref. 5 for GaAs single wells and bilayers in the absence of light-matter coupling. Here, as one increases the majority particle density, Pauli blocking causes the many-body exciton energy $E_{\mathbf{Q}} = E_{X\mathbf{Q}}^{(d,E_F)}$ obtained by solving Eq. (18) to develop a minimum at finite CoM momentum Q_{\min} , as this reduces the kinetic energy cost of the minority particle. We denote the Fermi energy at which this transition occurs in the excitonic limit by E_{F0} , and, in the figures, this is illustrated by a diamond symbol. Without light, the transition to the FF state is always second order (see App. C).

By further increasing the density at fixed (large positive) photon-exciton detuning, there is eventually an additional first order transition to an almost completely photon-like $\mathbf{Q} = \mathbf{0}$ SF state. This is because the energy of the FF and N states is pushed up by Pauli blocking such that they exceed the photon energy at sufficiently large density. As such, larger values of the detuning require larger values of density for this second transition to occur. Since this transition only weakly depends on the light-matter coupling, the FF-SF (N-SF) boundary essentially occurs when $\delta \simeq E_{X\mathbf{Q}_{\min}}^{(d,E_F)} - E_X^{(d)}$ ($\delta \simeq E_N - E_X^{(d)}$), where $E_{X\mathbf{Q}_{\min}}^{(d,E_F)}$ is the FF many-body exciton energy at Fermi energy E_F and bilayer distance d in the absence of the photon field – see Eq. (18).

From the study of the phase diagram at fixed Rabi splitting, we can draw similar conclusions about the

mechanisms promoting the existence of a FF phase to those known in the absence of the cavity photon⁵: the FF phase is favored by unscreened Coulomb interactions and by a small minority particle mass. In addition, considering the unscreened case, a finite bilayer distance also favors FF. This is because the inter-layer interaction suppresses large momentum scattering and promotes an exciton wave-function $\varphi_{\mathbf{k}\mathbf{Q}}$ peaked at the $\mathbf{k} \sim \mathbf{Q}$ direction, and also because a finite inter-layer distance reduces the effective electron-hole coupling to light. While our results demonstrate that embedding the quantum well structure into a cavity reduces the parameter region where FF can occur, this phase is still weakly coupled to light. Thus, the FF ground state should be visible in the photon momentum distribution, in an experiment with sufficient sensitivity. Note that for our simplified scenario in Eq. (16) of a single minority particle and thus a single photon in the cavity, the system photoluminescence is peaked at the energy $E_{\mathbf{Q}} + E_g$, with a weight given by the corresponding photon fraction $|\alpha_{\mathbf{Q}}|^2$.

A. Comparison of structures with different Rabi splitting

It is possible to study the evolution of the FF phase with changing Rabi splitting by considering a sequence of cavities which have different numbers N_{QW} of embedded quantum wells, since $\Omega \sim \sqrt{N_{QW}}$ ^{36,37}. In particular, in Ref. 35, two structures with either 1 or 28 quantum wells stacked at the antinodes of the cavity field have been compared, allowing one to study the change of the Rabi splitting in the range $0.3R_X \lesssim \Omega \lesssim 1.3R_X$. Note that in inorganic microcavities, while typically $\Omega \ll E_g$, the very strong coupling regime $\Omega > R_X$ can also be routinely achieved^{37–39}. Studying the evolution of the phase diagram with increasing Rabi splitting should in principle directly show how the introduction of light-matter coupling modifies the phase diagram.

With this motivation, in the left panel of Fig. 6, we compare the boundaries between the SF and the FF (SF and N) phases for different values of Ω . Screened and unscreened interactions give qualitatively the same results, with the only difference being the absence of the N phase for unscreened interactions. The boundaries are also quantitatively similar in the two cases. In the absence of light-matter coupling, the SF-FF boundary is given by ($E_F > E_{F0}$):

$$\delta = E_{X\mathbf{Q}_{\min}}^{(d,E_F)} - E_X^{(d)}, \quad (26)$$

where $E_{X\mathbf{Q}_{\min}}^{(d,E_F)}$ is the FF many-body exciton energy at Fermi energy E_F . For the SF-N boundary at $\Omega = 0$, this expression becomes $\delta = E_N - E_X^{(d)}$. We observe an evolution of the minimal photon-exciton detuning δ_{\min} with Ω (right panel of Fig. 6) which, starting from the value $\delta_0 = E_{X\mathbf{Q}_{\min}}^{(d,E_{F0})} - E_X^{(d)}$ at $\Omega = 0$, grows up to a maximum value δ^* , and then decreases again. Consequently, the

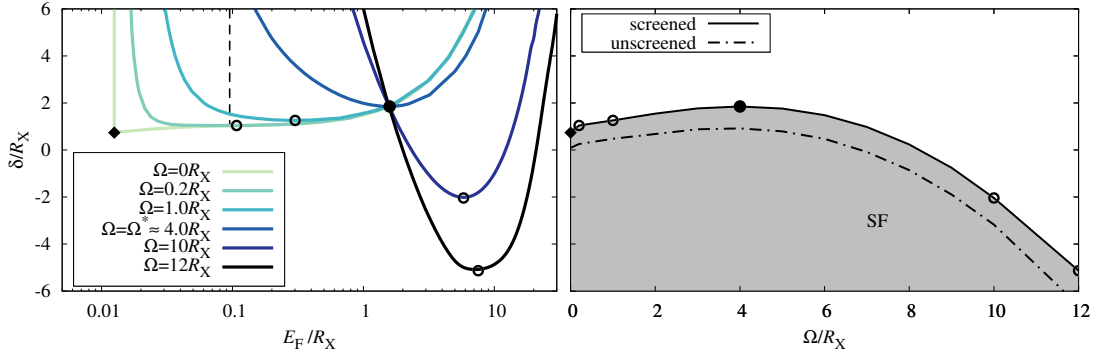


FIG. 6. Left panel: Solid lines are SF-FF (or SF-N) phase boundaries for different values of the Rabi splitting Ω , for a single quantum well with hole doping, $d = 0$ and $m_2/m_1 = 0.25$, and for screened interactions $N_s = 1$. In particular, the region above a solid line is either FF (on the left of the dashed line) or N (on the right). The almost vertical dashed line is the approximately Ω -independent FF-N boundary (see Fig. 4). Below each solid line the phase is SF. Each symbol represents the minimal detunings δ_{min} of the boundaries — special values are $\Omega = 0$ (filled diamond) and the Ω at which $\delta_{min} = \delta^*$ (filled circle). A special value common to all boundaries is (δ^*, E_F^*) (filled circle). Right panel: the solid line and symbols give the behavior of δ_{min} as a function of Ω for screened $N_s = 1$ interactions, while the dot-dashed line represents δ_{min} for unscreened $N_s = 0$ interactions.

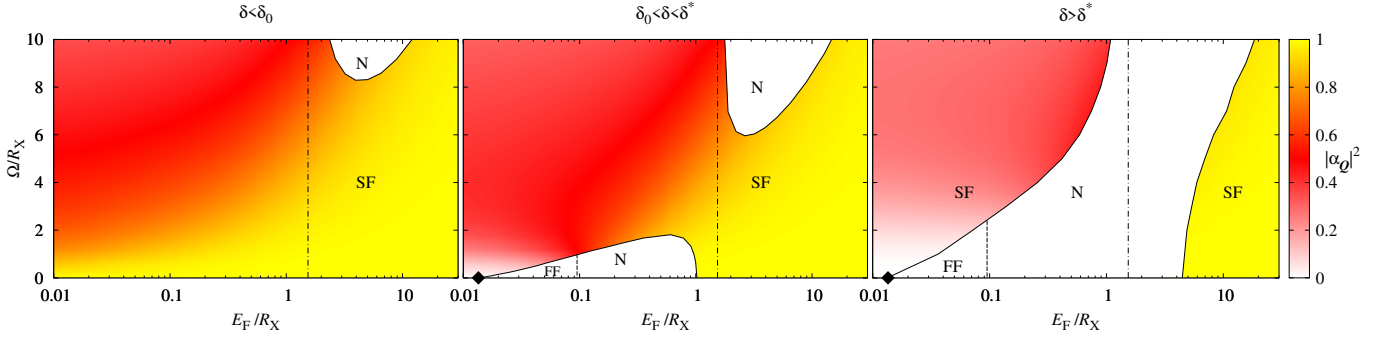


FIG. 7. Different possible topologies of the phase diagram as a function of the of the Rabi splitting Ω and the majority particle Fermi energy E_F for a GaAs heterostructure with a single quantum well ($d = 0$), $m_2/m_1 = 0.25$, and screened interactions $N_s = 1$. The detuning has been fixed to $\delta = 0 < \delta_0$ (left panel), $\delta_0 < \delta = 1.5R_X < \delta^*$ (middle panel), and $\delta = 4R_X > \delta^*$ (right panel). In all panels, the vertical dot-dashed line is the value of E_F^* (see Fig. 6), while all other lines and labels are as in Fig. 4.

light-matter coupling is detrimental to the formation of a finite momentum phase for small values of Ω , while it favors finite \mathbf{Q} at $\Omega \gtrsim 4R_X$.

There is a special point (δ^*, E_F^*) which is common to all SF-FF (SF-N) boundaries as one varies Ω , i.e., one observes in the left panel of Fig. 6 that all lines appear to cross at a single point. At this particular value of the photon-exciton detuning and density, all the dependence on the Rabi splitting and thus the light-matter coupling is lost. Here, the decrease in energy due to forming a polariton is exactly counterbalanced by doping-induced changes to the cavity dielectric constant discussed in Sec. III C. Note that this behavior is not accurately captured by the estimated photon shift in Eq. (23), since this is not valid in the regime $E_F > R_X$. However, we can determine (δ^*, E_F^*) once we account for all the electron-hole scattering processes, as shown in App. D. We have checked that the existence of the special point (δ^*, E_F^*) is common to both structures with single well and bilayer geometry, and it is also independent of whether interac-

tions are screened or unscreened.

To further illustrate the special role played by the detuning δ^* and Fermi energy E_F^* , we plot in Fig. 7 the three different types of phase diagrams at fixed detuning δ that arise by varying Ω and E_F . A common feature for all three cases is that, for $E_F < E_F^*$, the FF and N phases are suppressed on increasing Ω , in favor of a strongly mixed light-matter polaritonic SF phase with $|\alpha_Q|^2 \sim 0.5$. Note also that for $E_F < E_F^*$ the FF (N) phase occurs only for $\delta > \delta_0$. In this small E_F case, the lowering of energy of the strongly mixed $\mathbf{Q} = \mathbf{0}$ LP state with Ω dominates over any change of the cavity dielectric constant because of gating/doping. Note that the phase diagram we see in this small E_F case illustrates the idea that increasing light-matter coupling can stabilize a polaritonic ground state even when the purely excitonic system is unbound.

For $E_F > E_F^*$, we see quite a different behavior — a finite momentum FF or N phase is favored at larger values of the Rabi splitting Ω , regardless of the value of the

detuning. In this large E_F case, the SF-FF (SF-N) transition typically occurs from an almost purely photonic SF phase $|\alpha_0|^2 \sim 1$ to an almost purely excitonic FF (N) phase with $|\alpha_0|^2 \ll 1$ ($|\alpha_0|^2 = 0$). This transition occurs because the shift in the cavity dielectric constant at finite E_F increases with Ω , while the excitonic or normal state energy is Ω independent, so that eventually, increasing Ω to large enough values, one favors the excitonic phase over the polaritonic.

Note that for GaAs heterostructures with a single quantum well and $m_2/m_1 = 0.25$, we find that $E_F^* \simeq 1.55R_X$ ($E_F^* \simeq 1.95R_X$) for screened $N_s = 1$ (unscreened $N_s = 0$) interactions respectively — see App. D. This value of the Fermi energy is well below typical energies at which band curvature and structure start being important, so it lies within the range of the validity of our model. Indeed, from the GaAs lattice constant $a \simeq 0.56$ nm, we can estimate that $1/(2\mu a^2) \simeq 150R_X \gg E_F^*$.

V. TMDC MONOLAYER EMBEDDED INTO A PLANAR MICROCAVITY

As mentioned in the introduction, one context in which electronically doped polariton systems have been studied experimentally are TMDC materials^{16–19}. We derive here the phase diagram for the specific case of doped MoSe₂, see Fig. 8. In particular, we consider the case of a single hole in a Fermi sea of electrons, with all electrons being spin and valley polarized, a regime which can be experimentally realized by applying a magnetic field⁴⁰.

Due to the fact that most of the dielectric screening takes place within the two-dimensional layer, TMDC materials require a separate analysis from the case of III-V semiconductor heterostructures. Specifically, we consider the same model Hamiltonian as before, Eq. (1), with a screened electron-hole interaction appropriate for a monolayer in vacuum^{41–43}:

$$V_{\mathbf{q}}^{\text{RK}} = \frac{2\pi e^2}{q} \frac{1}{(1 + r_0 q)}. \quad (27)$$

For MoSe₂, the screening length is $r_0 = 5$ nm¹¹. Note that, in contrast to Thomas-Fermi screening, the dielectric screening vanishes at large distances, i.e., $V_{\mathbf{q}}^{\text{RK}} \rightarrow 2\pi e^2/q$ for $q \rightarrow 0$. The electron and hole masses are $m_1 \equiv m_e = 0.56m_0$ and $m_2 \equiv m_h = 0.59m_0$ ^{11,44}, where m_0 is the free electron mass. Because m_e and m_h have very similar values, little difference is expected whether the minority species is a hole — as explicitly considered here — or an electron. Following Ref. 6, we neglect electron exchange; furthermore, we neglect screening by the electron gas on the basis that, for these materials, the plasma frequency, $\omega_{\text{pl}}(k_F) \simeq \sqrt{n_1 k_F^2 V_{k_F}^{\text{RK}}/m_1} \sim 90$ meV (for $E_F = 20$ meV), is much smaller than the exciton binding energy $|E_X| = 485$ meV^{11,45,46}.

For TMDC monolayers, strong coupling to light can be attained by placing flakes of material in planar cavities.

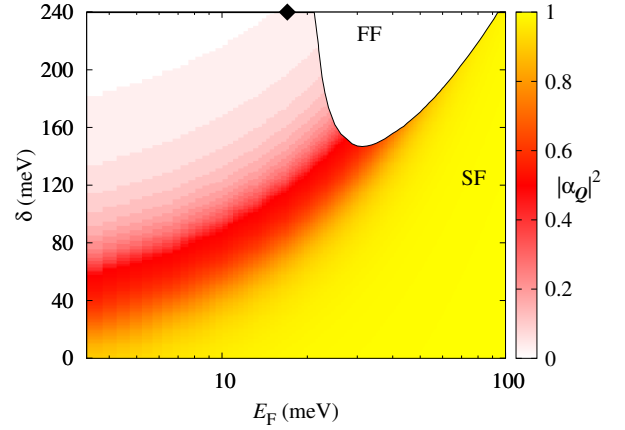


FIG. 8. Phase diagram for a MoSe₂ monolayer embedded into a planar cavity as a function of photon-exciton detuning δ and electron Fermi energy E_F . We take the Rabi splitting $\Omega = 40$ meV. The solid line is the 1st-order SF-FF transition, while the diamond symbol indicates the value of E_{F0} at which the SF-FF transition occurs in the absence of the cavity field ($\Omega = 0 = \alpha_Q$)⁶. The color map represents the photon fraction $|\alpha_Q|^2$.

Strong light-matter coupling leading to exciton-polariton formation is by now routinely achieved^{15,16,47–49}. We fix the cavity photon mass to $m_C = 10^{-5}m_0$ and the Rabi splitting to $\Omega = 40$ meV¹⁵. Note that, even with such a large value of Ω , because the exciton binding energy is even larger, the regime of very strong coupling⁵⁰ $\Omega \gtrsim |E_X|$ has not yet been reached for TMDCs. However, recently, there has been strong progress in this direction, see, e.g., Refs. 51 and 52. Importantly for our analysis, the renormalization scheme of the photon energy described in Sec. II A is unchanged.

By considering the same variational many-body polariton state as in Eq. (16) we derive the phase diagram versus detuning δ and electron Fermi energy E_F . The resulting phase diagram is shown in Fig. 8, and is seen to qualitatively agree with the unscreened case of GaAs presented in Fig. 4. Because the long-range unscreened Coulomb interaction promotes the finite momentum bound FF phase, it is not surprising that the system never transitions to the normal state N for the potential in Eq. (27). As shown in Ref. 5, the bare Coulomb interaction always implies a bound exciton state for any density of majority particles. In the absence of the cavity photon mode, we recover the results of Ref. 6, which predicted a SF-FF transition at $E_{F0} = 20$ meV — as before, this value is labelled with a diamond symbol in Fig. 8. Because of the large value of $|E_X|$ relative to Ω , the minimal photon-exciton detuning for observing FF is found to be rather large, $\delta_{\text{min}} \simeq 147$ meV. However, we expect this value to eventually decrease for $\Omega \gtrsim |E_X|$ in a manner similar to that shown in Fig. 6.

VI. CONCLUSIONS AND PERSPECTIVES

We have studied polaritonic phases in an extremely charge imbalanced electron-hole mixture in either a single quantum well, a bilayer or for TMDC monolayers embedded into a planar cavity. In particular, we have analysed the competition between the formation of an FF-like¹ bound excitonic pair at finite CoM momentum, which is promoted by both long-range Coulomb interactions and the Pauli blocking of the Fermi sea^{5,6}, and the formation of a strongly coupled many-body polariton state at zero momentum, which is promoted by the strong coupling to the cavity field. By fixing the light-matter coupling, i.e., the Rabi splitting, we find that, as expected, strong coupling to a cavity photon mode competes against the formation of the finite momentum FF state, and so reduces the parameter range of majority species density where this phase occurs. Note that the FF phase does weakly couple to light so that to allow its detection in photoluminescence experiments with enough sensitivity. For large photon-exciton detunings the photon becomes less relevant, and so the FF phase occupies a sizeable region at finite density of the majority species. At small densities the FF phase is replaced by bound polariton states with zero CoM momentum, which lower their energy through strong light-matter coupling. At large densities, one instead finds an almost purely photonic state (with zero momentum) because, due to Pauli blocking, the exciton energy grows roughly linearly with the density. As already known for the case without photons, a bound state always exists for unscreened Coulomb interactions, whereas with screening, an unbound state can replace the excitonic FF state.

To understand the topology of the phase diagram, we note that it is important that the presence of a Fermi sea not only changes the energy of the exciton but also the background cavity dielectric constant of the active medium, i.e., the gated/doped quantum well, the bilayer or the TMDC monolayer. This change has little consequences for the phase diagram at fixed Rabi splitting, because the exciton energy shift with density dominates over the shift of the photon energy. However, the photon energy shift increases for sufficiently large values of the Rabi splitting, and consequently does have a significant effect on the phase diagram at fixed detuning. In particular, we find that increasing the Rabi splitting at low enough doping/gating densities always promotes the formation of a zero momentum strongly bound polariton state. However, surprisingly, at large enough densities, this behavior is reversed and increasing the coupling to light promotes the formation of finite momentum excitonic states weakly mixed to light.

The results in this paper focus entirely on the regime of extreme imbalance, where there is only a single minority species particle. It is of course interesting to consider the behavior of the many-body state with a larger minority particle density; this will be discussed in a subsequent paper⁵³. Another important question concerns

the possibility of more complex pairing states, even in the extreme imbalance state. The Ansatz we use in this paper assumes that the pairing state has no effect on the majority Fermi sea, however Coulomb interactions between majority particles mean this assumption will not necessarily hold. Relaxing this assumption allows the excitonic state to be dressed by electron-hole pairs of the majority band — such effects have been considered recently for a tightly bound exciton in doped TMDCs^{19,31}. Understanding the interplay of this dressing with the internal structure of pairing, the coupling to light, and the crossover from the behavior we discuss here to the Fermi-edge polariton regime is a topic for future work.

ACKNOWLEDGMENTS

AT and FMM acknowledge financial support from the Ministerio de Economía y Competitividad (MINECO), project No. MAT2017-83772-R. JL and MMP acknowledge support from the Australian Research Council Centre of Excellence in Future Low-Energy Electronics Technologies (CE170100039). JL is also supported through the Australian Research Council Future Fellowship FT160100244. AHM and JK acknowledge financial support from a Royal Society International Exchange Award, IES\R2\170213. JK acknowledges financial support from EPSRC program “Hybrid Polaritonics” (EP/M025330/1). AHM acknowledges support from Army Research Office (ARO) Grant # W911NF-17-1-0312 (MURI) by Welch Foundation Grant TBF1473. This work was performed in part at Aspen Center for Physics, which is supported by National Science Foundation grant PHY-1607611. This work was partially supported by a grant from the Simons Foundation.

Appendix A: Validity of the renormalization procedure beyond the $g \ll a_X R_X$ limit

We discuss here an improvement of the renormalization procedure employed in the main text, to increase its accuracy beyond the weak coupling limit. In Sec. II A we saw that in the weak coupling limit $g \ll a_X R_X$, defining the renormalized photon-exciton detuning δ as in Eq. (12) and the Rabi splitting Ω as in Eq. (13), enables one to recover the one-particle LP energy of the coupled oscillator model, Eq. (14). Beyond weak coupling, the exciton wavefunction is strongly modified by light-matter coupling, thus impacting the detuning and the Rabi splitting. Here, we provide alternative definitions for the effective detuning δ_{eff} and Rabi splitting Ω_{eff} that coincide with the previous ones for $g \ll a_X R_X$, but whose validity extends beyond this limit. Comparing the two results allows one to estimate the quantitative error made in our study of the evolution of the system phase diagram with increasing Rabi splitting Ω , see Sec. IV A.

To renormalize the theory, it is necessary to identify

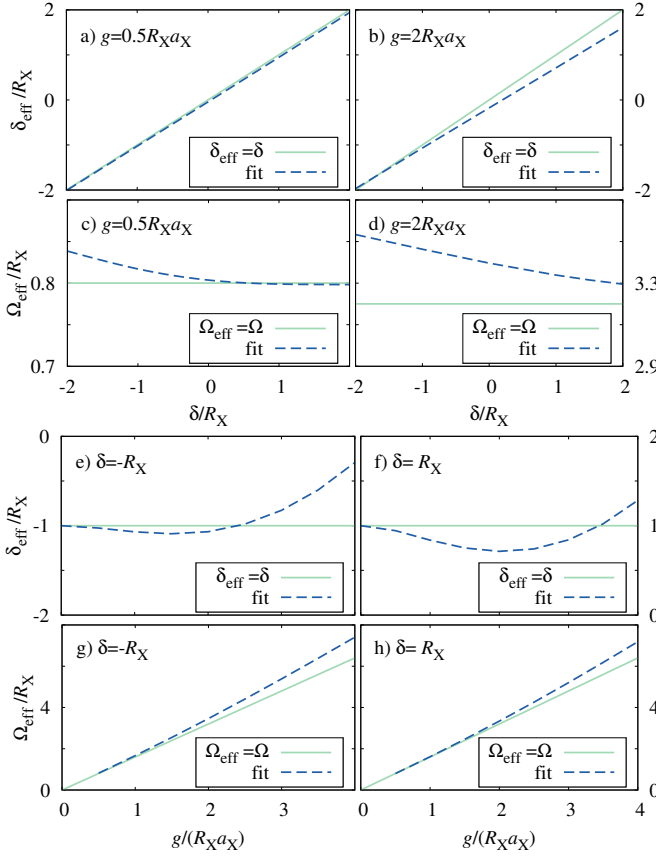


FIG. 9. Comparison between detuning δ (12) and Rabi splitting Ω (13), as defined in the renormalization procedure of Sec. II A, and the respective quantities δ_{eff} and Ω_{eff} obtained by a least square fitting procedure described in App. A. Parameters are for a GaAs microcavity with a single quantum well ($d = 0$), $m_2/m_1 = 0.25$, and $E_F = 0$.

a measurable quantity which can be used to define the renormalized quantities in the theory. Ideally, the quantity we would use would be the photon energy. However, this is not directly measurable, since the renormalization only occurs for a cavity which contains an active medium, and in that case, the photon mode is replaced by the strongly coupled polariton modes. To circumvent this problem, as in Ref. 34, we define the effective detuning δ_{eff} and Rabi splitting Ω_{eff} in a way analogous to an experimental procedure — by fitting the polariton dispersion to a coupled oscillator model.

In particular, we employ a two-parameter least square fitting procedure to match the LP dispersion $E_{\mathbf{Q}}$ evaluated numerically from Eqs. (17) with the LP dispersion obtained by the coupled oscillator model (14),

$$\omega_{\text{LP}\mathbf{Q}} = E_{\mathbf{X}}^{(d)} + E_g + \frac{\delta_{\text{eff}} + \frac{\mathbf{Q}^2}{2m_C} + \frac{\mathbf{Q}^2}{2(m_1+m_2)}}{2} - \frac{1}{2} \sqrt{\left(\delta_{\text{eff}} + \frac{\mathbf{Q}^2}{2m_C} - \frac{\mathbf{Q}^2}{2(m_1+m_2)} \right)^2 + \Omega_{\text{eff}}^2}, \quad (\text{A1})$$

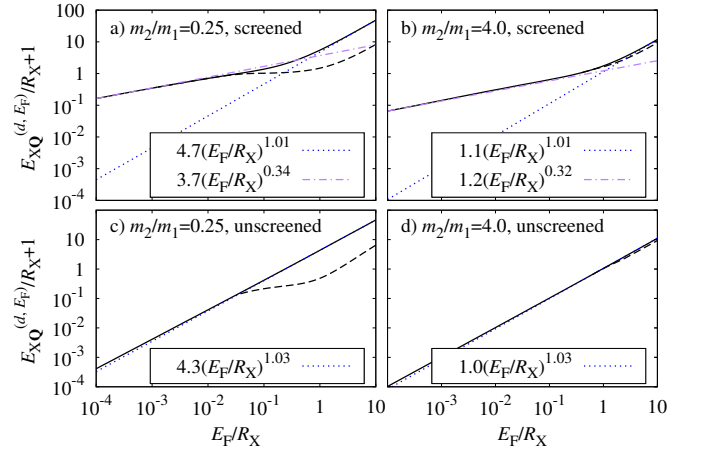


FIG. 10. Rescaled shift of exciton energies $E_{\mathbf{X}\mathbf{Q}}^{(d,E_F)} - E_{\mathbf{X}}^{(d)}$ at $\mathbf{Q} = \mathbf{0}$ (solid) and \mathbf{Q}_{min} (dashed) as a function of density. Parameters are for a GaAs single quantum well ($d = 0$, $E_{\mathbf{X}}^{(d=0)} = -R_X$), two different mass ratios $m_2/m_1 = 0.25$ and $m_2/m_1 = 4$, and for both screened (top panels, $N_s = 1$) and unscreened (bottom panels, $N_s = 0$) interactions. Dot-dashed and dotted lines show the low- and high-density fittings, respectively.

where δ_{eff} and Ω_{eff} are fitting parameters. In Fig. 9 we compare the results obtained for the fitting parameters δ_{eff} and Ω_{eff} with δ and Ω as defined in Eqs. (12) and (13), respectively. In panels a)-d) we fix the light-matter coupling g and vary δ , while in panels e)-h), we fix δ and vary g . As expected, $\delta_{\text{eff}} \rightarrow \delta$ and $\Omega_{\text{eff}} \rightarrow \Omega$ when $g \ll R_X a_X$. Moreover, we observe that the differences $|\delta_{\text{eff}} - \delta|$ and $\Omega_{\text{eff}} - \Omega$ remain relatively small also when $g \gtrsim R_X a_X$. These results allow us to estimate the size of the corrections that would arise from an improved renormalization scheme. We see that these appear small. Nonetheless, there may be some changes in the results of Sec. IV A, when studying the phase diagram beyond the $g \ll R_X a_X$ regime.

Appendix B: Exciton energies at finite E_F

In Fig. 10, we compare the density dependence behaviour of the rescaled binding energies $E_{\mathbf{X}\mathbf{Q}}^{(d,E_F)} - E_{\mathbf{X}}^{(d)}$ of the many-body exciton state at $\mathbf{Q} = \mathbf{0}$ (solid line) and at \mathbf{Q}_{min} (dashed line) for different mass ratios $m_2/m_1 = 0.25, 4$ and for both screened and unscreened interactions. Note that while the dependence of $E_{\mathbf{X}\mathbf{0}}^{(d,E_F)}$ on E_F is sub-linear for small values of E_F and screened interactions, it eventually becomes linear at large E_F .

In Fig. 11 we plot $E_{\mathbf{X}\mathbf{Q}}^{(d,E_F)} - E_{\mathbf{X}}^{(d)}$ as a function of density for a specific choice of parameters and superimpose a color map of the photon fraction $|\alpha_{\mathbf{0}}|^2$ of the many-body $\mathbf{Q} = \mathbf{0}$ polariton state, as a function of E_F and detuning δ . The red region shows where the photon fraction is around 50% indicating that the cavity photon energy

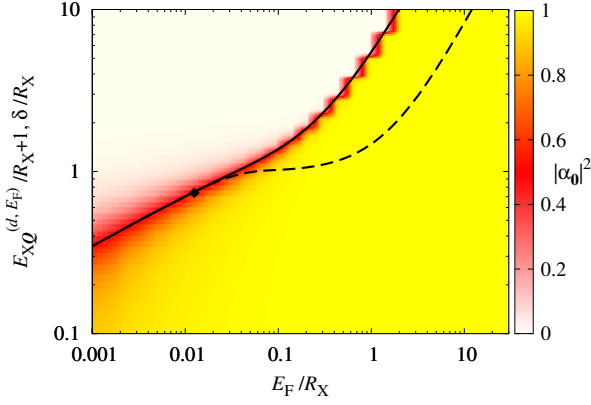


FIG. 11. Rescaled shift of exciton energies $E_{XQ}^{(d,E_F)} - E_X^{(d)}$ at $\mathbf{Q} = \mathbf{0}$ (solid) and \mathbf{Q}_{\min} (dashed) as a function of the density. Parameters are for a GaAs single quantum well ($d = 0$, $E_X^{(d=0)} = -R_X$), $m_2/m_1 = 0.25$, and screened interactions $N_s = 1$. The diamond symbol represents the Fermi energy E_{F0} at which the two energies split as a consequence of a second-order transition where \mathbf{Q}_{\min} moves away from $\mathbf{0}$. The color map is the photon fraction $|\alpha_0|^2$ of the many-body polariton state at $\mathbf{Q} = \mathbf{0}$ for $\Omega = 0.2R_X$. The color map is plotted against E_F/R_X (x-axis) and detuning δ/R_X (y-axis).

is resonant with the many-body $\mathbf{Q} = \mathbf{0}$ exciton state — see Eqs. (24) and (25). As discussed in Sec. III C, the photon energy shift at $\mathbf{Q} = \mathbf{0}$, $\omega_{C0}^{(E_F)} - \omega_{C0}$, depends only weakly on E_F . In particular, for the small value of Ω used in Fig. 11 ($\Omega = 0.2R_X$), we expect that the E_F dependence of the effective photon energy is negligible with respect to that of the exciton energy, $|\omega_{C0}^{(E_F)} - \omega_{C0}| \ll |E_{X0}^{(d,E_F)} - E_X^{(d)}|$. Thus, in this case, we expect that $\delta_{50\%} \simeq E_{X0}^{(d,E_F)} - E_X^{(d)}$, which matches what is observed in Fig. 11: The detuning δ at which resonance occurs (red region) coincides with the energy shift of the exciton, $E_{X0}^{(d,E_F)} - E_X^{(d)}$ (solid line).

Appendix C: 1st vs. 2nd order transitions

As shown in Ref. 5, in the absence of the photon field the excitonic SF-FF transition is always second order. In Fig. 12 we show this by plotting the momentum Q_{\min} — which minimizes the many-body exciton energy $E_Q = E_{XQ}^{(d,E_F)}$ solution of Eq. (18) — as a function of the Fermi energy of the majority species. We see that the transition from the SF $\mathbf{Q} = \mathbf{0}$ to the finite momentum FF phase is continuous. In addition, for screened interactions, when increasing the density further, Q_{\min} locks to precisely k_F at the FF-N transition.

In the presence of a cavity field, the transitions SF-FF and SF-N are instead first order. This is shown in Fig. 13, where we plot the energy of the polaritonic state vs Q . These data refer to the parameters of Figs. 4 and 5. In the top panel we show three curves varying the majority species density close to the first SF-FF transition.

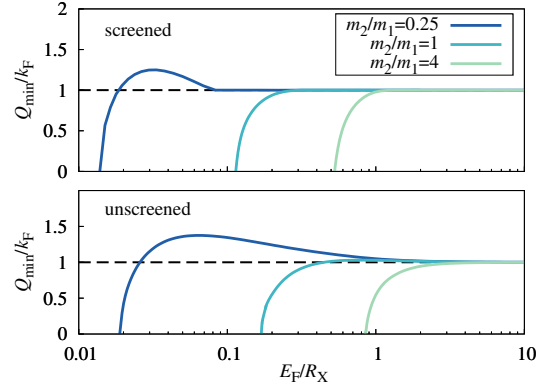


FIG. 12. Momentum Q_{\min} minimizing the many-body exciton energy $E_Q = E_{XQ}^{(d,E_F)}$ obtained by solving Eq. (18) as a function of the majority Fermi energy E_F for a single quantum well ($d = 0$), and for different values of the mass ratios m_2/m_1 as indicated. Top panel is screened, $N_s = 1$, and bottom panel is unscreened, $N_s = 0$.

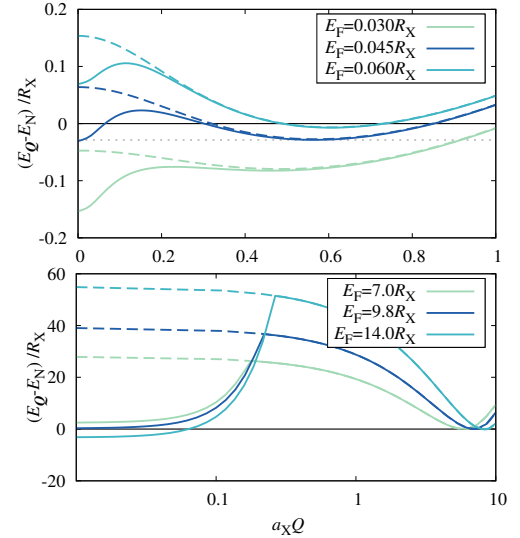


FIG. 13. Many-body polariton ground state energy E_Q with respect to the normal state energy E_N (solid lines) versus momentum Q . Parameters are for a GaAs heterostructure with a single quantum well ($d = 0$), mass ratio $m_2/m_1 = 0.25$, Rabi splitting $\Omega = 2R_X$, detuning $\delta = 8R_X$ and screened interactions ($N_s = 1$). Dashed colored lines are the many-body exciton energies $E_{XQ}^{(d,E_F)}$ evaluated in absence of the light-matter coupling, $\Omega = 0$. The gray dotted line indicates where the minima at $Q = 0$ and $Q \neq 0$ are equal. The top panel shows the 1st order SF-FF transition when increasing the system density, while the bottom panel shows the N-SF 1st order transition.

We have taken a positive large value of the detuning at $E_F = 0$, $\delta = 8R_X$, such that the photon energy is far above the range of energies shown on this figure. Nevertheless, by comparing the many-body LP energy \mathbf{Q} -dispersion with that of the many-body exciton (dashed lines, corresponding to $\Omega = 0$), we observe significant ef-

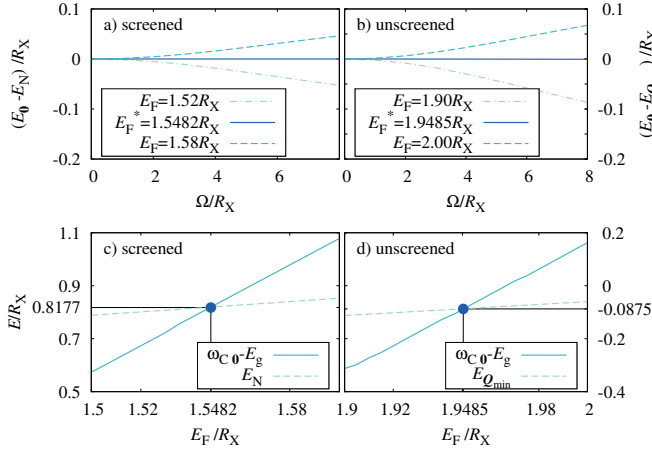


FIG. 14. Illustration of the dependence of energies on Rabi splitting close to E_F^* . The parameters are for a GaAs heterostructures with a single quantum well $d = 0$, mass ratio $m_2/m_1 = 0.25$ and for screened (left panels) and unscreened (right panels) interactions. Top panels: energy difference between the many-body polariton SF energy E_0 and the FF energy $E_{Q_{\min}}$ (top right) or between E_0 and the normal state energy E_N (top left). For each Fermi energy, E_F , the detuning is fixed according to Eq. (D1), describing the SF-FF boundary at $\Omega = 0$. Bottom panels: Photon energy $\omega_{C0} - E_g$ satisfying Eq. (D9) at $\mathbf{Q} = \mathbf{0}$ and $E_{Q_{\min}}$ — for the values of E_F considered in the plot and for screened interactions, $E_{Q_{\min}}$ coincides with the normal state energy E_N , i.e., $\mathbf{Q}_{\min} = k_F \mathbf{k}_F$.

fects of mixing between light and matter near $\mathbf{Q} = \mathbf{0}$. The light-matter mixing at Q_{\min} is much smaller, around $|\alpha_{Q_{\min}}|^2 \simeq 10^{-6}$. As a result, the energy shows two local minima which cross — the signature of a first order transition. For the N-SF transition that occurs at larger majority species density, bottom panel of Fig. 13, we observe that there is minimal coupling between matter and light both for the SF $\mathbf{Q} = \mathbf{0}$ state (because the $\mathbf{Q} = \mathbf{0}$ exciton energy state is here pushed to very high energies by Pauli blocking) and for the normal state at $Q_{\min} = k_F$ which has zero photon fraction.

Appendix D: Origin of E_F^* and δ^*

We explain here the origin of the “universal point” (E_F^*, δ^*) found in the phase diagram of Fig. 6. Remarkably, exactly at this point there is no Ω dependence of either the SF-FF transition (for unscreened interactions)

or the SF-N transition (for screened interactions). One way to understand the origin of this universal point is by comparing the many-body LP energy of the SF state at $\mathbf{Q} = \mathbf{0}$, E_0 , with that of the FF phase at Q_{\min} , $E_{Q_{\min}}$. The two energies clearly coincide at this 1st order boundary (for screened interactions the FF phase may be replaced by the N phase if the density is large enough). A limiting case of this boundary occurs when $\Omega \rightarrow 0$; in this limit the boundary occurs when

$$\delta = E_{X\mathbf{Q}_{\min}}^{(d, E_F)} - E_X^{(d)}, \quad (\text{D1})$$

(assuming $E_F > E_{F0}$), where $E_{X\mathbf{Q}_{\min}}^{(d, E_F)}$ is the many-body exciton (i.e., $\Omega = 0$ case) energy of the FF phase for a majority species Fermi energy E_F . This condition corresponds to a crossing between a photonic SF state and the excitonic FF state. At non-zero Ω , the SF state becomes polaritonic.

The existence of the special point (E_F^*, δ^*) corresponds to a point where this critical condition is not affected by light-matter coupling. To see this, we consider the following. At each E_F , we can choose the detuning δ so as to satisfy Eq. (D1), thus on the SF-FF boundary at $\Omega = 0$. We then plot in the top panels of Fig. 14 $E_0 - E_{Q_{\min}}$, the energy difference between the LP energy at $\mathbf{Q} = \mathbf{0}$ and $\mathbf{Q} = \mathbf{Q}_{\min}$, as a function of Ω . We plot this energy difference for different values of E_F . For $E_F < E_F^*$, this energy difference decreases with Ω . This means that on increasing Ω , the SF-FF boundary moves to larger values of the detuning (see Fig. 6). Conversely, if $E_F > E_F^*$, the energy difference increases with Ω , so the SF-FF boundary moves down to lower detuning. Exactly at $E_F = E_F^*$, we observe that $E_0 - E_{Q_{\min}} = 0$, becomes exactly independent of Ω . As such, at this value of E_F^* , the critical detuning is δ^* , independent of Ω .

Given the effective Ω independence seen at E_F^* , an alternative way of identify the value of E_F^* and δ^* is by finding a condition for which the eigenenergy of the variational state becomes independent on the coupling to light. To do this, following Ref. 34, we rewrite the many-body eigenvalue problem of Eqs. (17) in terms of the renormalized photon energy $\omega_{C\mathbf{Q}} = \omega_{C0} + \mathbf{Q}^2/2m_C$ (11), to give an expression which is independent of the UV cut-off. We thus separate out the divergent part of the relative wave-function $\varphi_{\mathbf{k}\mathbf{Q}}$,

$$\varphi_{\mathbf{k}\mathbf{Q}} = \beta_{\mathbf{k}\mathbf{Q}} + \frac{g\alpha_{\mathbf{Q}}}{E_{\mathbf{Q}} - \xi_{\mathbf{k}\mathbf{Q}}}, \quad (\text{D2})$$

and rewrite (17) in the following equivalent forms:

$$(E_{\mathbf{Q}} - \xi_{\mathbf{k}\mathbf{Q}}) \beta_{\mathbf{k}\mathbf{Q}} = -\frac{1}{\mathcal{A}} \sum_{\mathbf{k}' > k_F} V_{\mathbf{k}-\mathbf{k}'} \beta_{\mathbf{k}'\mathbf{Q}} + \frac{g\alpha_{\mathbf{Q}}}{\mathcal{A}} \sum_{\mathbf{k}' > k_F} \frac{V_{\mathbf{k}-\mathbf{k}'}}{-E_{\mathbf{Q}} + \xi_{\mathbf{k}'\mathbf{Q}}} \quad (\text{D3a})$$

$$\left[E_{\mathbf{Q}} - \omega_{\mathbf{C}\mathbf{Q}} + E_g + \frac{g^2}{\mathcal{A}} \left(\sum_{\mathbf{k} > k_F} \frac{1}{-E_{\mathbf{Q}} + \xi_{\mathbf{k}\mathbf{Q}}} - \sum_{\mathbf{k}} \frac{1}{-E_X^{(d)} + \epsilon_{\mathbf{k},1} + \epsilon_{\mathbf{k},2}} \right) \right] \alpha_{\mathbf{Q}} = \frac{g}{\mathcal{A}} \sum_{\mathbf{k} > k_F} \beta_{\mathbf{k}\mathbf{Q}}. \quad (\text{D3b})$$

All sums are now convergent. For the solution of these equations to be independent of light-matter coupling means the $E_{\mathbf{Q}}$ must match the solution at $g = 0$, i.e.,

$$E_{\mathbf{Q}} = \omega_{\mathbf{C}\mathbf{Q}} - E_g. \quad (\text{D4})$$

This condition corresponds to the system energy $E_{\mathbf{Q}} + E_g$ coinciding with $\omega_{\mathbf{C}\mathbf{Q}}$, the energy of the photon mode at $E_F = 0$. Using Eq. (D4) in Eq. (D3b), we obtain the following equation to define E_F^* :

$$\sum_{\mathbf{k} > k_F} \frac{1}{-E_{\mathbf{Q}} + \xi_{\mathbf{k}\mathbf{Q}}} - \sum_{\mathbf{k}} \frac{1}{-E_X^{(d)} + \epsilon_{\mathbf{k},1} + \epsilon_{\mathbf{k},2}} = \frac{1}{g\alpha_{\mathbf{Q}}} \sum_{\mathbf{k} > k_F} \beta_{\mathbf{k}\mathbf{Q}}. \quad (\text{D5})$$

Note that this condition is indeed independent of g . To see this, we formally invert Eq. (D3a), to give $\beta_{\mathbf{k}\mathbf{Q}}$:

$$\beta_{\mathbf{k}\mathbf{Q}} = g\alpha_{\mathbf{Q}} \sum_{\mathbf{k}' > k_F} (\mathbb{M}_{\mathbf{Q}}^{-1})_{\mathbf{k},\mathbf{k}'} L_{\mathbf{k}'\mathbf{Q}}, \quad (\text{D6})$$

where the matrix $\mathbb{M}_{\mathbf{Q}}$ and vector $L_{\mathbf{Q}}$ in relative momentum space are defined respectively as

$$(\mathbb{M}_{\mathbf{Q}})_{\mathbf{k},\mathbf{k}'} = (E_{\mathbf{Q}} - \xi_{\mathbf{k}\mathbf{Q}}) \delta_{\mathbf{k},\mathbf{k}'} + V_{\mathbf{k}-\mathbf{k}'} \quad (\text{D7})$$

$$L_{\mathbf{k}\mathbf{Q}} = \sum_{\mathbf{k}' > k_F} \frac{V_{\mathbf{k}-\mathbf{k}'}}{-E_{\mathbf{Q}} + \xi_{\mathbf{k}'\mathbf{Q}}}. \quad (\text{D8})$$

We thus find that Eq. (D5) is independent of both g and $\alpha_{\mathbf{Q}}$:

$$\sum_{\mathbf{k} > k_F} \frac{1}{-E_{\mathbf{Q}} + \xi_{\mathbf{k}\mathbf{Q}}} - \sum_{\mathbf{k}} \frac{1}{-E_X^{(d)} + \epsilon_{\mathbf{k},1} + \epsilon_{\mathbf{k},2}} = \sum_{\mathbf{k} > k_F} \sum_{\mathbf{k}' > k_F} (\mathbb{M}_{\mathbf{Q}}^{-1})_{\mathbf{k},\mathbf{k}'} L_{\mathbf{k}'\mathbf{Q}}. \quad (\text{D9})$$

In addition to satisfying Eq. (D9), E_F^* lies on the SF-FF (SF-N) boundaries for unscreened (screened) interactions and, thus, it also has to lie on the boundary at $\Omega = 0$. With this in mind, we plot in the bottom panels of Fig. 14 the energy $\omega_{\mathbf{C}\mathbf{0}} - E_g = E_{\mathbf{0}}$ obtained by solving Eq. (D9) at $\mathbf{Q} = \mathbf{0}$ as a function of E_F . From the crossing of this curve with that of the FF state in the absence of light, i.e., the FF exciton energy $E_{X\mathbf{Q}_{\min}}^{(d,E_F)}$ (or, for the screened case, the normal state energy E_N), we recover the value of E_F^* . The corresponding value of the detuning δ^* is given by Eq. (D1) for $E_F = E_F^*$, i.e., $\delta^* = E_{X\mathbf{Q}_{\min}}^{(d,E_F^*)} - E_X^{(d)}$. We thus find $(E_F^*, \delta^*) \simeq (1.55R_X, 1.82R_X)$ (for screened interactions) and $(E_F^*, \delta^*) \simeq (1.95R_X, 0.91R_X)$ (unscreened interactions).

Finally, we remark that the g independence at E_F^* does not imply that light and matter are fully decoupled at this point. Indeed, the photon frequency depends on the active medium through the process of renormalization. However, precisely at E_F^* , the photon self energy arising due to the light-matter interaction only contains the term that appears in Eq. (11), while all other terms cancel. Given the general arguments that led us to determining the point (E_F^*, δ^*) , it is likely that it persists as a special point in the photon self energy also beyond the variational approach used in this work.

* antonio.tiene@uam.es

† francesca.marchetti@uam.es

¹ P. Fulde and R. A. Ferrell, *Superconductivity in a Strong Spin-Exchange Field*, *Phys. Rev.* **135**, A550 (1964).

² A. I. Larkin and Y. N. Ovchinnikov, *Nonuniform state of superconductors*, *Zh. Eksp. Teor. Fiz.* **47**, 1136 (1964),

[Sov. Phys. JETP20,762(1965)].

³ R. Casalbuoni and G. Nardulli, *Inhomogeneous superconductivity in condensed matter and QCD*, *Rev. Mod. Phys.* **76**, 263 (2004).

⁴ J. J. Kinnunen, J. E. Baarsma, J.-P. Martikainen, and P. T. Trm, *The Fulde-Ferrell-Larkin-Ovchinnikov state for*

- ultracold fermions in lattice and harmonic potentials: a review, *Rep. Prog. Phys.* **81**, 046401 (2018).
- ⁵ M. M. Parish, F. M. Marchetti, and P. B. Littlewood, *Supersolidity in electron-hole bilayers with a large density imbalance*, *EPL (Europhysics Letters)* **95**, 27007 (2011).
 - ⁶ O. Cotlet, D. S. Wild, M. D. Lukin, and A. Imamoglu, *Rotons in Optical Excitation Spectra of Monolayer Semiconductors*, arXiv e-prints (2018), [arXiv:1812.10494](#).
 - ⁷ G. Sarma, *On the influence of a uniform exchange field acting on the spins of the conduction electrons in a superconductor*, *J. Phys. Chem. Solids* **24**, 1029 (1963).
 - ⁸ A. L. Subas, P. Pieri, G. Senatore, and B. Tanatar, *Stability of Sarma phases in density imbalanced electron-hole bilayer systems*, *Phys. Rev. B* **81**, 075436 (2010).
 - ⁹ J. R. Varley and D. K. K. Lee, *Structure of exciton condensates in imbalanced electron-hole bilayers*, *Phys. Rev. B* **94**, 174519 (2016).
 - ¹⁰ K. F. Mak and J. Shan, *Photonics and optoelectronics of 2D semiconductor transition metal dichalcogenides*, *Nat. Photon.* **10**, 216 (2016).
 - ¹¹ T. C. Berkelbach, M. S. Hybertsen, and D. R. Reichman, *Theory of neutral and charged excitons in monolayer transition metal dichalcogenides*, *Phys. Rev. B* **88**, 045318 (2013).
 - ¹² P. Cudazzo, L. Sponza, C. Giorgetti, L. Reining, F. Sottile, and M. Gatti, *Exciton Band Structure in Two-Dimensional Materials*, *Phys. Rev. Lett.* **116**, 066803 (2016).
 - ¹³ A. Chernikov, A. M. van der Zande, H. M. Hill, A. F. Rigosi, A. Velauthapillai, J. Hone, and T. F. Heinz, *Electrical Tuning of Exciton Binding Energies in Monolayer WS₂*, *Phys. Rev. Lett.* **115**, 126802 (2015).
 - ¹⁴ Z. Wang, D. A. Rhodes, K. Watanabe, T. Taniguchi, J. C. Hone, J. Shan, and K. F. Mak, *Evidence of high-temperature exciton condensation in two-dimensional atomic double layers*, *Nature* **574**, 76 (2019).
 - ¹⁵ X. Liu, T. Galfsky, Z. Sun, F. Xia, E.-c. Lin, Y.-H. Lee, S. Kéna-Cohen, and V. M. Menon, *Strong light-matter coupling in two-dimensional atomic crystals*, *Nat. Photon.* **9**, 30 (2015).
 - ¹⁶ Y.-J. Chen, J. D. Cain, T. K. Stanev, V. P. Dravid, and N. P. Stern, *Valley-polarized exciton-polaritons in a monolayer semiconductor*, *Nat. Photon.* **11**, 431 (2017).
 - ¹⁷ Z. Sun, J. Gu, A. Ghazaryan, Z. Shotan, C. R. Consideine, M. Dollar, B. Chakraborty, X. Liu, P. Ghaemi, S. Kéna-Cohen, and V. M. Menon, *Optical control of room-temperature valley polaritons*, *Nat. Photon.* **11**, 491 (2017).
 - ¹⁸ X. Liu, W. Bao, Q. Li, C. Ropp, Y. Wang, and X. Zhang, *Control of Coherently Coupled Exciton Polaritons in Monolayer Tungsten Disulphide*, *Phys. Rev. Lett.* **119**, 027403 (2017).
 - ¹⁹ M. Sidler, P. Back, O. Cotlet, A. Srivastava, T. Fink, M. Kroner, E. Demler, and A. Imamoglu, *Fermi polaron-polaritons in charge-tunable atomically thin semiconductors*, *Nat. Phys.* **13**, 255 (2016).
 - ²⁰ U. Sivan, P. M. Solomon, and H. Shtrikman, *Coupled electron-hole transport*, *Phys. Rev. Lett.* **68**, 1196 (1992).
 - ²¹ A. F. Croxall, K. Das Gupta, C. A. Nicoll, M. Thangaraj, H. E. Beere, I. Farrer, D. A. Ritchie, and M. Pepper, *Anomalous Coulomb Drag in Electron-Hole Bilayers*, *Phys. Rev. Lett.* **101**, 246801 (2008).
 - ²² J. A. Seamons, C. P. Morath, J. L. Reno, and M. P. Lilly, *Coulomb Drag in the Exciton Regime in Electron-Hole Bilayers*, *Phys. Rev. Lett.* **102**, 026804 (2009).
 - ²³ R. Rapaport, E. Cohen, A. Ron, E. Linder, and L. N. Pfeiffer, *Negatively charged polaritons in a semiconductor microcavity*, *Phys. Rev. B* **63**, 235310 (2001).
 - ²⁴ A. Qarry, R. Rapaport, G. Ramon, E. Cohen, A. Ron, and L. N. Pfeiffer, *Polaritons in microcavities containing a two-dimensional electron gas*, *Semicond. Sci. Technol.* **18**, S331 (2003).
 - ²⁵ D. Bajoni, M. Perrin, P. Senellart, A. Lemaître, B. Sermage, and J. Bloch, *Dynamics of microcavity polaritons in the presence of an electron gas*, *Phys. Rev. B* **73**, 205344 (2006).
 - ²⁶ T. Brunhes, R. André, A. Arnoult, J. Cibert, and A. Wasiela, *Oscillator strength transfer from X to X⁺ in a CdTe quantum-well microcavity*, *Phys. Rev. B* **60**, 11568 (1999).
 - ²⁷ A. Gabbay, Y. Preezant, E. Cohen, B. M. Ashkinadze, and L. N. Pfeiffer, *Fermi Edge Polaritons in a Microcavity Containing a High Density Two-Dimensional Electron Gas*, *Phys. Rev. Lett.* **99**, 157402 (2007).
 - ²⁸ S. Smolka, W. Wuester, F. Haupt, S. Faelt, W. Wegscheider, and A. Imamoglu, *Cavity quantum electrodynamics with many-body states of a two-dimensional electron gas*, *Science* **346**, 332 (2014).
 - ²⁹ G. Mahan, *Many-Particle Physics*, Physics of Solids and Liquids (Springer, New York, 2013).
 - ³⁰ D. Pimenov, J. von Delft, L. Glazman, and M. Goldstein, *Fermi-edge exciton-polaritons in doped semiconductor microcavities with finite hole mass*, *Phys. Rev. B* **96**, 155310 (2017).
 - ³¹ D. K. Efimkin and A. H. MacDonald, *Many-body theory of trion absorption features in two-dimensional semiconductors*, *Phys. Rev. B* **95**, 1 (2017).
 - ³² X. L. Yang, S. H. Guo, F. T. Chan, K. W. Wong, and W. Y. Ching, *Analytic solution of a two-dimensional hydrogen atom. I. Nonrelativistic theory*, *Phys. Rev. A* **43**, 1186 (1991).
 - ³³ H. Deng, H. Haug, and Y. Yamamoto, *Exciton-polariton Bose-Einstein condensation*, *Rev. Mod. Phys.* **82**, 1489 (2010).
 - ³⁴ J. Levinsen, G. Li, and M. M. Parish, *Microscopic description of exciton-polaritons in microcavities*, arXiv e-prints (2019), [arXiv:1902.07966](#).
 - ³⁵ S. Brodbeck, S. De Liberato, M. Amthor, M. Klaas, M. Kamp, L. Worschech, C. Schneider, and S. Höfling, *Experimental Verification of the Very Strong Coupling Regime in a GaAs Quantum Well Microcavity*, *Phys. Rev. Lett.* **119**, 027401 (2017).
 - ³⁶ C. Weisbuch, M. Nishioka, A. Ishikawa, and Y. Arakawa, *Observation of the coupled exciton-photon mode splitting in a semiconductor quantum microcavity*, *Phys. Rev. Lett.* **69**, 3314 (1992).
 - ³⁷ J. Bloch, T. Freixanet, J. Y. Marzin, V. Thierry-Mieg, and R. Planel, *Giant Rabi splitting in a microcavity containing distributed quantum wells*, *Appl. Phys. Lett.* **73**, 1694 (1998).
 - ³⁸ M. Saba, C. Ciuti, J. Bloch, V. Thierry-Mieg, R. André, L. S. Dang, S. Kundermann, A. Mura, G. Bongiovanni, J. L. Staehli, and B. Deveaud, *High-temperature ultrafast polariton parametric amplification in semiconductor*, *Nature* **414**, 731 (2001).
 - ³⁹ J. Kasprzak, M. Richard, S. Kundermann, A. Baas, P. Jeambrun, J. M. J. Keeling, F. M. Marchetti, M. H. Szymańska, R. André, J. L. Staehli, V. Savona, P. B. Littlewood, B. Deveaud, and L. S. Dang, *Bose-Einstein condensation of exciton polaritons*, *Nature* **443**, 409 (2006).

- ⁴⁰ P. Back, M. Sidler, O. Cotlet, A. Srivastava, N. Takemura, M. Kroner, and A. Imamoglu, *Giant Paramagnetism-Induced Valley Polarization of Electrons in Charge-Tunable Monolayer MoSe₂*, *Phys. Rev. Lett.* **118**, 237404 (2017).
- ⁴¹ L. V. Keldysh, *Coulomb interaction in thin semiconductor and semimetal films*, *Soviet Journal of Experimental and Theoretical Physics Letters* **29**, 658 (1979).
- ⁴² N. S. Rytova, *The screened potential of a point charge in a thin film*, *Moscow University Physics Bulletin* **3**, 18 (1967).
- ⁴³ D. Van Tuan, M. Yang, and H. Dery, *Coulomb interaction in monolayer transition-metal dichalcogenides*, *Phys. Rev. B* **98**, 125308 (2018).
- ⁴⁴ F. A. Rasmussen and K. S. Thygesen, *Computational 2D Materials Database: Electronic Structure of Transition-Metal Dichalcogenides and Oxides*, *J. Phys. Chem. C* **119**, 13169 (2015).
- ⁴⁵ M. M. Ugeda, A. J. Bradley, S.-F. Shi, F. H. da Jornada, Y. Zhang, D. Y. Qiu, W. Ruan, S.-K. Mo, Z. Hussain, Z.-X. Shen, F. Wang, S. G. Louie, and M. F. Crommie, *Giant bandgap renormalization and excitonic effects in a monolayer transition metal dichalcogenide semiconductor*, *Nature Materials* **13**, 1091 (2014).
- ⁴⁶ F. A. Rasmussen and K. S. Thygesen, *Computational 2D Materials Database: Electronic Structure of Transition-Metal Dichalcogenides and Oxides*, *The Journal of Physical Chemistry C* **119**, 13169 (2015).
- ⁴⁷ S. Dufferwiel, S. Schwarz, F. Withers, A. Trichet, F. Li, M. Sich, O. Del Pozo-Zamudio, C. Clark, A. Nalitov, D. Solnyshkov, *et al.*, *Exciton-polaritons in van der Waals heterostructures embedded in tunable microcavities*, *Nat. Commun.* **6**, 8579 (2015).
- ⁴⁸ S. Dufferwiel, T. Lyons, D. Solnyshkov, A. Trichet, F. Withers, S. Schwarz, G. Malpuech, J. Smith, K. Novoselov, M. Skolnick, *et al.*, *Valley-addressable polaritons in atomically thin semiconductors*, *Nat. Photon.* **11**, 497 (2017).
- ⁴⁹ Z. Sun, J. Gu, A. Ghazaryan, Z. Shotan, C. R. Considine, M. Dollar, B. Chakraborty, X. Liu, P. Ghaemi, S. Kéna-Cohen, *et al.*, *Optical control of room-temperature valley polaritons*, *Nat. Photon.* **11**, 491 (2017).
- ⁵⁰ J. Khurgin, *Excitonic radius in the cavity polariton in the regime of very strong coupling*, *Solid State Commun.* **117**, 307 (2001).
- ⁵¹ C. Schneider, M. M. Glazov, T. Korn, S. Höfling, and B. Urbaszek, *Two-dimensional semiconductors in the regime of strong light-matter coupling*, *Nat. Commun.* **9**, 2695 (2018).
- ⁵² M. Waldherr, N. Lundt, M. Klaas, S. Betzold, M. Wurdack, V. Baumann, E. Estrecho, A. Nalitov, E. Cherotchenko, H. Cai, *et al.*, *Observation of bosonic condensation in a hybrid monolayer MoSe₂-GaAs microcavity*, *Nat. Commun.* **9**, 3286 (2018).
- ⁵³ A. Strashko, F. M. Marchetti, A. H. MacDonald, and J. Keeling, *Crescent states in charge-imbalanced polariton condensates* (2019), in preparation.