

Discontinuous transitions can survive to quenched disorder in a 2-dimensional nonequilibrium system

Minos A. Neto[‡] and E. Brigatti^{*}

[‡] *Departamento de Física, Universidade Federal do Amazonas, 3000, Japiim, 69077-000, Manaus, AM, Brazil*

^{*} *Instituto de Física, Universidade Federal do Rio de Janeiro, Av. Athos da Silveira Ramos, 149, Cidade Universitária, 21941-972, Rio de Janeiro, RJ, Brazil and*

e-mail address: edgardo@if.ufrj.br

(Dated: November 19, 2019)

We explore the effects that quenched disorder has on discontinuous nonequilibrium phase transitions into absorbing states. We focus our analysis on the Naming Game model, a nonequilibrium low-dimensional system with different absorbing states. Based on the results of the finite-size scaling analysis and on the temporal dynamics of the density of active sites near the transition point we can show that spatial quenched disorder does not destroy the discontinuous transition.

I. INTRODUCTION

The study of nonequilibrium models is currently an important topic of statistical physics [1, 2]. The theory of phase transitions in equilibrium systems is well established and rest upon solid bases with numerous results rigorously proved. Moreover, it has been tested with empirical and numerical validations in innumerable experiences. In contrast, the use of such theory in nonequilibrium systems is rather new and specific results are often limited [1, 2]. For this reason, sometimes, most of the fundamental equilibrium results are applied to nonequilibrium systems following simple analogies or heuristic generalisation. The question if some determined result of equilibrium statistical mechanics can be effectively extended to nonequilibrium systems is open for a number of different issues. In this paper we will focus on an important result of equilibrium statistical physics which stated that the introduction of quenched random fields or interactions in low-dimensional ($d \leq 2$) systems results in the disappearance of discontinuous phase transitions [3]. Quenched randomness precludes the presence of such type of transition.

In a recent work Villa Martín *et al.* [4] addressed the question if such result can be translated to the nonequilibrium realm. They studied a two-dimensional reaction-diffusion contact-process-like model [1, 2], a very simple nonequilibrium model with one absorbing state exhibiting a discontinuous transition. They shown that, like in equilibrium situations, the introduction of disorder annihilates the discontinuous phase transitions and induced a continuous one. This result naturally suggested to conjecture that the argument used in equilibrium systems could be extended to nonequilibrium ones, causing quenched disorder to forbid discontinuous phase transitions in general low-dimensional nonequilibrium systems with absorbing states [4]. Intrigued by this fascinating idea, in this paper we test this hypothesis by means of a recently introduced nonequilibrium model with absorbing states: the Naming Game model [5]. This model is related to the large family of models which implement an ordering dynamics that generate global consensus as

an emergent phenomenon among interacting agents. Despite its simplicity, its collective dynamics present new features not common to other more traditional models. In fact, they show a memory-based negotiation where trials shape and reshape the memories, allowing for intermediate individual states, feedbacks phenomena and dynamic inventories. This model generated a vivid interest because some of its variants proven to be able to describe different aspects of linguistic dynamics, like, for example, the birth of neologisms [5], the effects of reputation on fixing vocabulary [6], the self-organisation of a hierarchical category structure [7], the emergence of universality in colour naming patterns [8], the duality of patterning in human communication [9], and the rise of protosyntactic structures [10].

Some versions of the model display a discontinuous phase transition [11, 12]. This behaviour can be obtained introducing a specific control parameter which represents the efficiency of the communication process, accounting for external or internal influences or agents' irresolute attitude [11]. This ingredient generates a transition between an absorbing state of global consensus and a stationary state with several coexisting conventions. The richness of such model, which moves away from the simplicity of the contact process, does not preclude the possibility of describing it with methods borrowed from classical equilibrium statistical mechanics. This fact can be appreciated in previous studies which characterised its phase transition [11, 13].

II. THE MODEL

We simulate the game on a regular 2D square lattice with periodic boundary conditions, where only nearest-neighbour pairs of sites are considered in the rules of the game. At each of the $L \times L$ sites it is posed an agent characterised by an inventory which can store an infinite number of conventions. Indeed, it is structured by an array of potentially infinite cells where each cell is set on one of an infinite number of possible numerable states. Every players start with an empty inventory. At each

time step, a pair of agents is randomly selected. The first agent selects one of its conventions or, if its inventory is empty, it creates a new one. After that, the convention is transmitted to the second agent. If this last agent possesses the transmitted convention, with a probability β , the two agents update their inventories so as to keep only the convention involved in the interaction. Conversely, with probability $1 - \beta$, no actions are performed by the couple of agents. Otherwise, if the second agent does not possess the transmitted convention, the interaction is a failure and it adds the new convention in its inventory. If $\beta = 1$, the model coincides with the original Naming Game [5] implemented on a low-dimensional lattice. This model always converges to an absorbing ordered state characterised by one single convention adopted by every agents [14]. If β can assume different constant values, a transition between consensus and several coexisting conventions appears in dependence of the value of this parameter. The critical value β_c is close to $1/3$ for the mean-field model [11] and $\beta_c = 0.329 \pm 0.001$ on a regular 2D lattice [13]. Moreover, this last study shows, by means of a rigorous finite-size scaling analysis, that the model effectively displays a discontinuous nonequilibrium phase transition with absorbing states [13].

This pure model can be modified for obtaining the disordered version of the model. In this case, each agent i presents a random uncorrelated probability β_i . In particular, we take $\beta_i = \beta + r$ where β is constant and r is a random number chosen with a uniform probability from the interval $[-\eta, +\eta]$. In this case, at starting each simulation, the values of β_i are randomly defined and fixed.

III. RESULTS AND DISCUSSION

As a first step, we analyse the differences generated in the general form of the phase transition by the introduction of the quenched noise. The phase transition corresponds to the shift from an active stationary state, characterised by disordered and fragmented clusters, to an absorbing state made of a single cluster represented by the same convention. Because of this phenomenology, the relative size of the largest cluster present in the system is an excellent parameter for characterising the transition [15, 16]. This is defined as the size of the largest cluster made up by the agents sharing the same unique convention normalised over the system size: s_{max}/L^2 . This parameter is estimated once reached the steady state and it is averaged over different simulations: $\langle s_{max}/L^2 \rangle$. As the system presents very slow relaxation time close to the transition, all along our analysis we were forced to run very long simulations (4×10^{10} Monte Carlo steps) which forced us to adopt L values up to 100. In Figure 1 we can observe how the introduction of noise, controlled by the parameter η , impacts the transition behaviour. The critical value of $\beta_c(L)$ is shifted towards higher β values but, surprisingly, the discontinuous phase transitions

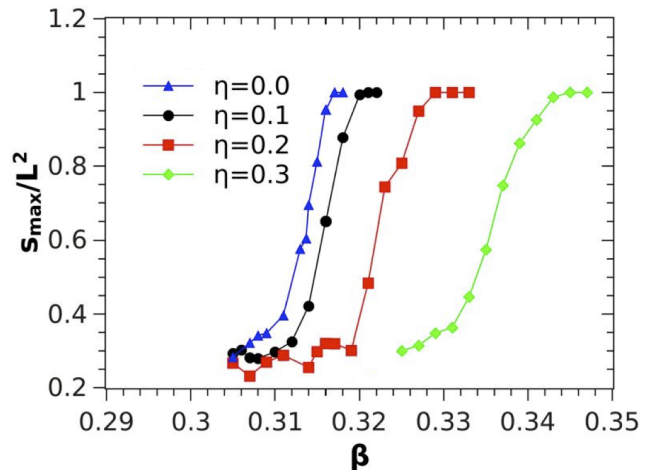


FIG. 1. Characterisation of the phase transition using the mean of the normalised largest cluster size as a function of β . Results are displayed for different levels of noise (η). Each point is averaged over 100 simulations, $L = 40$.

are not clearly rounded by disorder, a fact that generates some doubts about the potentiality of noise in generating a continuous transition.

For this reason we turn our attention to a rigorous characterisation of the phase transition, based on a finite-size scaling analysis. In fact, the scaling behaviour of the system near the transition can clearly discriminate between continuous or discontinuous transition.

We realised the analysis evaluating the fluctuations of the size of the largest cluster:

$$\chi = L^2(\langle s_{max}^2 \rangle - \langle s_{max} \rangle^2)$$

and its moment ratio (reduced cumulant) [17]:

$$U_2 = \frac{\langle s_{max}^2 \rangle}{\langle s_{max} \rangle^2};$$

for different L values.

As can be appreciated in Figure 2, these quantities peak around $\beta_c(L)$. Actually, the use of the maxima of these quantities demonstrated to be a very efficient method for performing finite size scaling analysis of discontinuous phase transition into absorbing states [18]. In this case, the asymptotic transition point can be obtained looking at the convergence of the finite size transition points $\beta_c(L)$, as estimated by the localisation of the maxima of the fluctuations or the maxima of the moment ratio. In both cases, the convergence is expected to follow an algebraic behaviour: $\beta_c(L) = \beta_c + aL^{-2}$, which is the usual equilibrium scaling for discontinuous transitions [18–20]. Our data follow very well these scaling laws: Figure 3 shows how the maxima positions for

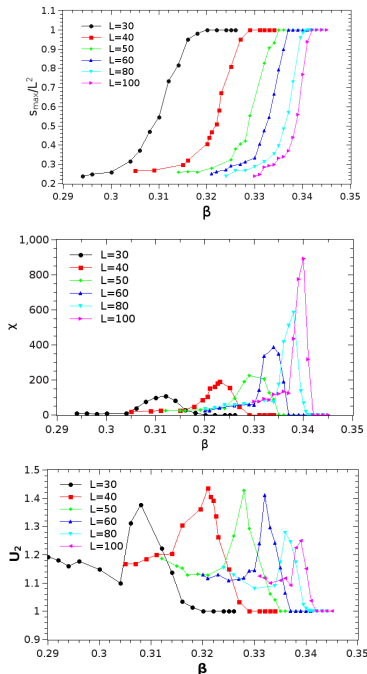


FIG. 2. From top to bottom: Mean of the normalised largest cluster size, its variance χ and the moment ratio U_2 as a function of β for different system sizes and $\eta = 0.2$. Each point is averaged over up to 200 simulations.

χ and U_2 effectively decrease as $1/L^2$. An extrapolation for $L \rightarrow \infty$ yields $\beta_c = 0.342 \pm 0.001$ for χ and $\beta_c = 0.341 \pm 0.001$ for U_2 , two very close values.

An alternative approach [21] for the estimation of the asymptotic transition point uses the location of the observed discontinuity in the normalised size of the largest cluster (the first value of β for which $\langle s_{max} \rangle / L^2$ is less than 1). Using this method the convergence is supposed to be exponential and the extrapolation for $L \rightarrow \infty$ gives $\beta_c = 0.343 \pm 0.002$ (see Figure 3). In the same figure we can observe how the difference $\beta_c - \beta_c(L)$ clearly presents the expected exponential behaviour.

Additional consistency checks of the above results can be performed verifying if the measured quantities present the typical scaling of a discontinuous transition near the transition point, a standard procedure for equilibrium finite-size scaling analysis [18, 22]. The scaling plot of $\langle s_{max} \rangle / L^2$ should be obtained introducing the rescaled control parameter $\beta^* = (\beta - \beta_c)L^d$, where d is the system dimension. Similarly, the scaling plot of the fluctuations should be obtained using the rescaled fluctuations $\chi \cdot L^{-d}$ and the rescaled parameter β^* . As shown in Figure 3, a reasonable collapse which satisfies these relations can be obtained, strongly suggesting the validity of the finite-size scaling ansatz expected for a discontinuous transition.

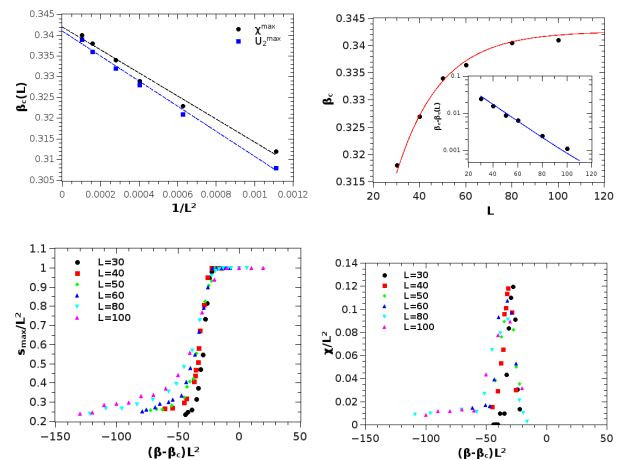


FIG. 3. *Top*: On the left, convergence to the asymptotic transition point β_c of the finite-size transition points $\beta_c(L)$ measured from the variance and the U_2 maxima. On the right, convergence to the asymptotic transition point β_c of the finite-size transition points $\beta_c(L)$ measured from the jump location in the normalised size of the largest cluster. The continuous line represents the best fitting function: $\beta_c(L) = 0.343 - 0.125 \exp(-0.052L)$. In the inset, the semilogarithmic plot shows in details the expected exponential behaviour of the difference $\beta_c - \beta_c(L)$. *Bottom*: Rescaled plot for $\langle s_{max} \rangle / L^2$ (on the left) and its fluctuations (on the right).

An alternative way for differentiating between continuous and discontinuous transition is based on the distinct behaviour of the temporal dynamics of the density of active sites. In our model such density corresponds to the fraction ρ of agents presenting more than one convention in their inventories [23]. Near the transition point the density is expected to decay smoothly to zero in the case of a continuous phase transitions, and to develop an abrupt discontinuous jump in the case of discontinuous transitions. In particular, in continuous phase transitions the density of active sites typically presents a power-law decay [2]. Even so, some models which present a continuous transitions between actives and absorbing states are characterised by slower decays (logarithmic) of active sites (for example in voter-like models [24] and in Potts model with absorbing states [25]).

We collected some numerical data depicting the dynamics of the density of active sites for our model with quenched disorder. To obtain a clear representation of the density evolution it is necessary to average over many independent runs. Before realising this average, as the convergence time in this model is characterised by a very wide distribution, it is useful to shift each time series i , by the time t_i^0 , which corresponds to the time when the density ρ_i goes to zero. As can be seen in Figure 4, the time evolution of the density of active sites clearly develops an abrupt discontinuous jump, corroborating the view that the transition is discontinuous.

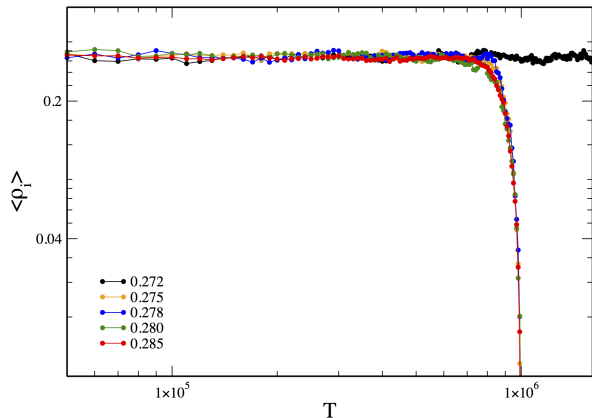


FIG. 4. Time evolution of the density of multi-convention agents for different values of β , $\eta = 0.2$, and $L = 20$. The rescaled time $T = (t - t_i^0) + 10^6$, where t is the Monte Carlo step and t_i^0 corresponds to the step when the density ρ_i goes to zero. Points correspond to the ensemble average of ρ_i , obtained considering only the simulations which converged to the consensus state. For $\beta = 0.272$, the time is not rescaled and the average is over all the simulations.

In summary, we have numerically studied a Naming Game model which, in its pure version, presented a discontinuous phase transition, after the introduction of a spatial quenched disorder. The aim of the analysis is to state if the presence of the quenched randomness results in the disappearance of the discontinuous phase transition, as it is known to happen in equilibrium systems.

In contrast to this conjecture, our analysis shows that the model maintains the discontinuous phase transition. This fact has been proven by means of a finite-size scaling analysis. We found that, as for the pure (without disorder) model, the behaviour of the finite-size transition points measured from the variance, the moment ratio or the jumps location show a scaling behaviour which can be associated with a discontinuous transition. Additional confirmations of these results come from the collapse of the scaling plot of the order parameter and its fluctuations which have been obtained using the scaling law expected for a discontinuous transition [18]. Moreover, the temporal dynamics of the density of the active sites near the transition point develop an abrupt discontinuous jump, as expected in the case of discontinuous transitions. Based on these results we can affirm that the discontinuous phase transition survives to the introduction of quenched disorder.

Previous works already shown that temporal disorder does not destroy discontinuous transitions in a variety of

two-dimensional models [29]. In our study, the transition surprisingly survives also for a simple quenched spatial disorder. It is interesting to note that the model considered in [4], for which the discontinuous transition disappeared, is characterised by only one absorbing state. In contrast, our model presents a large number of possible different absorbing states.

We conclude this work proposing an heuristic argument for explaining the phenomenology behind this single-multiple absorbing states dichotomy in rounding (or not) the discontinuous transition. An interesting inspiration comes from the case of continuous phase transitions. In that scenario the result that random fields destroy an equilibrium phase transition in low dimensions [26] cannot be transposed to nonequilibrium systems. This fact was shown by the analysis of Barghathi *et al.*, where the phase transition of a generalised contact process presenting two absorbing states persists in the presence of disorder [27]. In such example the presence of two absorbing states is essential. In fact, along its dynamics the system organizes in distinct uniform domains corresponding to the two absorbing states and neither active sites nor new domains can arise in the interior of a given domain, as its states are inactive. After a process of coalescence of these domains, in the long-time limit, the system reaches a single-domain state. In contrast, in the equilibrium case of a random-field Ising model, the growth of a uniform domain is limited by spin flips which can occur anywhere due to fluctuations. The domains size reaches a typical value controlled by the Imry-Ma argument [26], suppressing the continuous transition.

The case of the discontinuous transition can be explained following the work of Kardar *et al.* [28] which suggests that disorder precludes discontinuous transitions by generating islands of arbitrary size of one of the phases within the other. This nested structure of islands within islands leads to the formation of hybrid states and two distinct phases cannot coexist. This phenomenon can happen in the contact-process-like model considered in [4] where the unique absorbing state corresponding to no-particle occupation can pop-up everywhere in the system, as particles disappear at random locations. In contrast, in our model, once a domain with a specific inactive state is defined, it is not possible to create smaller regions in the opposite phase inside it, paralyzing this mechanism and allowing the discontinuous transition to take place.

ACKNOWLEDGMENTS

M.A.N. acknowledges support from FAPEAM and Prof. Jos Luiz de Souza Pio, from Laboratrio de Robtica do IComp/UFAM, for supporting with computing facilities. E.B. thanks FAPEAM and the Departamento de Física of UFAM for their partial support and hospitality during the realisation of part of this work.

-
- [1] J. Marro and R. Dickman, *Nonequilibrium Phase Transitions in Lattice Models*, (Cambridge University Press, Cambridge, 1999); M. Henkel, H. Hinrichsen, and S. Lübeck, *Non-Equilibrium Phase Transitions, Volume I: Absorbing Phase Transitions*, (Springer, New York, 2008).
- [2] G. Ódor, *Rev. Mod. Phys.* **76**, 663 (2004).
- [3] M. Aizenman and J. Wehr, *Phys. Rev. Lett.* **62**, 2503 (1989); A. N. Berker, *Phys. A* **194**, 72 (1993); K. Hui and A. N. Berker, *Phys. Rev. Lett.* **62**, 2507 (1989).
- [4] P. Villa Martín, J. A. Bonachela and M. A. Muñoz, *Phys. Rev. E* **89**, 012145 (2014).
- [5] A. Baronchelli, M. Felici, E. Caglioti, V. Loreto and L. Steels, *J. Stat. Mech.* P06014 (2006).
- [6] E. Brigatti, *Phys. Rev. E* **78**, 046108 (2008).
- [7] A. Puglisi, A. Baronchelli and V. Loreto, *Proc. Natl. Acad. Sci.* **105**, 7936 (2008).
- [8] A. Baronchelli, T. Gong, A. Puglisi and V. Loreto, *Proc. Natl. Acad. Sci.* **107**, 2403 (2010).
- [9] F. Tria, B. Galantucci, and V. Loreto, *Plos One* **7**, 0037744 (2012).
- [10] E. Brigatti, *Phys. Rev. E* **86**, 026107 (2012).
- [11] A. Baronchelli, L. Dall'Asta, A. Barrat and V. Loreto, *Phys. Rev. E* **76**, 051102 (2007).
- [12] E. Brigatti and I. Roditi, *New J. Phys.* **11**, 023018 (2009).
- [13] E. Brigatti and A. Hernández, *Phys. Rev. E* **94**, 052308 (2016).
- [14] A. Baronchelli, L. Dall'Asta, A. Barrat and V. Loreto, *Phys. Rev. E* **73**, 015102(R) (2006).
- [15] C. Castellano, M. Marsili and A. Vespignani, *Phys. Rev. Lett.* **85**, 3536 (2000).
- [16] N. Crokidakis and E. Brigatti, *J. Stat. Mech.*, P01019 (2015).
- [17] R. Dickman and J. Kamphorst Leal da Silva, *Phys. Rev. E* **58**, 4266 (1998).
- [18] M. M. de Oliveira, M. G. E. da Luz and C. E. Fiore, *Phys. Rev. E* **92**, 062126 (2015).
- [19] A.M. Calvão, E. Brigatti, *Physica A* **520**, 450 (2019).
- [20] V. Privman, *Finite Size Scaling and Numerical Simulations of Statistical Systems*, (World Scientific, Singapore, 1990); S. W. Sides, P. A. Rikvold and M. A. Novotny, *Phys. Rev. Lett.* **81**, 834 (1998).
- [21] C. Borgs and R. Kotecky, *J. Stat. Phys.* **61**, 79 (1990); *Phys. Rev. Lett.* **68**, 1734 (1992); H. Chaté, F. Ginelli, G. Grégoire, F. Raynaud, *Phys. Rev. E* **77**, 046113 (2008).
- [22] K. Binder and D. P. Landau, *Phys. Rev. B* **30**, 1477 (1984); K. Binder, *Z. Phys. B* **43**, 119 (1981).
- [23] D. Lipowska and A. Lipowski, *J. Stat. Mech.*, P08001 (2014).
- [24] L. Frachebourg and P. L. Krapivsky, *Phys. Rev. E* **53** R3009(R) (1996).
- [25] A. Lipowski and M. Droz, *Phys. Rev. E* **65** 056114 (2002).
- [26] Y. Imry and S. K. Ma, *Phys. Rev. Lett.* **35**, 1399 (1975).
- [27] H. Barghathi and T. Vojta, *Phys. Rev. Lett.* **109**, 170603 (2012).
- [28] M. Kardar, A.L. Stella, G. Sartoni, and B. Derrida, *Phys. Rev. E* **52**, R1269 (1995).
- [29] M. M. de Oliveira and C. E. Fiore, *Phys. Rev. E* **94**, 052138 (2016); C. E. Fiore, M. M. de Oliveira and J. A. Hoyos *Phys. Rev. E* **98**, 032129 (2018).