

By the User, for the User: A User-Centric Approach to Quantifying the Privacy of Websites

Matius Chairani*
Jacobs University Bremen
mchairani@jacobs-alumni.de

Abderrahmane Lazraq*
Ecole Polytechnique Fédérale de Lausanne
abderrahmane.lazraq@alumni.epfl.ch

Mathieu Chevalley*
Ecole Polytechnique Fédérale de Lausanne
mathieu.chevalley@alumni.epfl.ch

Sruti Bhagavatula
Carnegie Mellon University
srutib@cmu.edu

ABSTRACT

Third-party tracking is common on almost all commercially operated websites. Prior work has studied in detail the extent of third-party tracking on the web, detection of third-party trackers, and defending against third-party tracking. Existing research and tools have also attempted to inform web users of trackers and the extent of their privacy violations. However, existing tools do not take into account users' perceptions of and understanding of the extent of trackers on the web. Taking these factors into account is important for the usability of such tools so that users can be aware and protect themselves to a reasonable and necessary extent that aligns with their overall comfort with trackers.

In this paper, we elicit user perceptions and preferences about different trackers on various websites through an online survey of 43 users. We use this data to bootstrap a privacy scoring system. This scoring system weights the usage of trackers and the dispersion of user data within a page to third parties, with the type of website being visited. Our work presents a proof-of-concept methodology and tool to calculate a user-centric privacy score with preliminary bootstrap user data. We conclude with concrete future directions.

1 INTRODUCTION

Third-party trackers (TPT) are present on almost every website [12]. TPTs allow websites to track their visitors across multiple digital services in order to serve more targeted content [29, 33]. While useful, these trackers induce privacy risks into the websites for its visitors.

Improving the detection of TPTs has been a topic of much investigation in the research community [19, 33]. Additionally, browser extensions—e.g., Ghostery, AdBlockPlus [3, 35]—detect tracking URLs or ads within a website and display them to the user, sometimes blocking the URLs from even being loaded. Previous work and existing tools have been useful to prevent advanced trackers from operating on websites and to inform users of how much tracking is occurring during their browsing; however, none of these tools are able to 1) quantify the privacy of a website according to what average users perceive to be sensitive or 2) inform these users of privacy-violating website components such that they can reasonably assess a website's privacy in comparison to other websites they visit.

In this paper, we take a step towards being able to quantify the privacy of a website in a user-centric way. We first conduct a

survey of 43 participants on Amazon Mechanical Turk [4] asking participants about their awareness of different kinds of trackers, their comfort with these trackers, and for what purposes they would not be okay with a specific tracker being used by a website. Using the results of the survey, we implement a privacy scoring algorithm in a browser extension that determines which trackers are present on the page running the extension. The extension assigns higher or lower scores for different tracking components based on the comfort or allowance participants in the study overall reported with certain types of websites along with the amount of third parties operating the trackers on the page.

Our contributions, though preliminary, provide a proof-of-concept system to quantify privacy in a way meaningful to users, and to empower users to assess their privacy on websites.

We next provide some background about TPTs (Sec. 2) and related work (Sec. 3). The following two sections describe both the user study and results (Sec. 4) and the design and implementation of the privacy scoring mechanism (Sec. 5). We conclude with limitations and future work (Sec. 6).

2 BACKGROUND ON TPTS

Third-party trackers (TPTs) are web components placed onto a webpage and tracked by an external domain. For example, a known website may include scripts from other domains who want to track users' behavior on that website, e.g., a TPT in the form of a cookie [1].

In our work, we study the following eight categories of TPTs according to their purpose and functionality [35]:

- (1) **Session Replay:** TPTs that track users' view (browser or screen output), user input (keyboard and mouse inputs), and logs of network events or console logs.
- (2) **Adult advertising:** TPTs that track users' browsing behavior on adult websites for adult ad retargeting and behavioral advertising.
- (3) **Social media:** TPTs that study users' browsing behavior on other websites to better target users on their social media platform.
- (4) **Analytics:** Most general-purpose TPTs that track website usage across different webpages. For example, these trackers may examine browsing behavior to empower cross-platform tracking or recording demographics information (e.g. age, gender, location).

*Authors contributed equally to this research.

- (5) **Advertising:** TPTs that track users’ browsing behavior on websites for ad retargeting and behavioral advertising.
- (6) **Comments:** TPTs that identify users in comment sections of webpages, including articles and product reviews.
- (7) **Audio and video player:** TPTs that track users’ behavior when interacting with video and audio content.
- (8) **Customer interaction:** TPTs that enable e-commerce shops to assist users through a pop-up chat box when their mouse is idle while shopping online.

3 RELATED WORK

There has been a multitude of prior research studying third-party trackers and defenses against tracking.

Many researchers have conducted longitudinal studies to study the extent of tracking on the web and the extent of overall privacy-violating web components [12, 13, 15, 18–21, 23–26, 28, 33]. Researchers have also developed a number of methodologies and tools for measuring tracking at this scale [11]. Beyond this, improving the detection of trackers has been an extensively studied topic [33], also in the context of advertisements [8, 32] and privacy-violating web components in general [23–26].

There is also a large body of work aimed at implementing defenses against web tracking [33]. These methods range from privacy-preserving advertisements [14, 16, 37] to privacy protection on social media [10, 22, 34].

With respect to the end-user, there have been a number of studies to understand users’ perceptions of web tracking [9, 27, 30, 31, 36, 38]. Additionally, researchers have aimed to comprehensively quantify the privacy of websites and have built tools to useably inform users of violations [17]. These works serve as motivation for our work to design a privacy-quantifying system that takes the users’ perceptions into account, which has not been studied before.

4 ELICITING USER PERCEPTIONS

In this section, we describe our user study to elicit user perceptions of trackers on different types of websites.

4.1 Methodology

To collect data about what types of tracking users are comfortable with on different websites, we conducted a survey on Amazon Mechanical Turk [4] (approved by our institution’s ethics board). The survey roughly followed this pattern: for each TPT category described in Sec. 2, we constructed a scenario describing how companies use the TPTs in the category, without requiring any prior knowledge from the respondent. For each scenario, we asked participants 1) if they were aware of the type of tracking in the scenario, 2) about their comfort with knowing that the website runs this kind of tracking, and 3) which kind of websites they think should not use the tracking services described in the scenario (website categories described in Table 3). See App. A for the full survey.

The survey took less than ten minutes to complete and participants were compensated with \$2.

4.2 Results

Our study had 43 participants. 56% of participants identified as male, the rest identifying as female. The ages of participants ranged from the 18-30 bracket to the 60+ bracket.

Due to the small sample size, we do not perform any statistical analyses on the responses to the survey. Furthermore, the primary purpose of the user data is to bootstrap the privacy scoring system (described in Sec. 5). However, we report some descriptive statistics of the survey results.

Looking at the number of participants who reported to be either “somewhat uncomfortable” or “very uncomfortable” with each type of tracker, we rank users’ sensitivity to each category and use this ranking of sensitivity to assign a score to each category used to compute a privacy score (described later in Sec. 5). As we hypothesized, session replay is the type of TPT people are the least comfortable with and customer interaction was the TPT category users were most comfortable with.

Table 1 shows the extent of unawareness for each TPT category. Again, as hypothesized, session replay was also the least known TPT.

<i>TPT type</i>	<i>% of participants unaware</i>
Session replay	61%
Comment	58%
Analytics	46%
Adult advertising	42%
Audio and video player	33%
Social media	26%
Customer interaction	16%
Advertising	13%

Table 1: Percentage of users who were unaware of the type of tracking

Name	Adobe Audience Manager
Pattern	demdex.net
Category	Advertisement
Parent company	Adobe

Table 2: Example of stored information about a known TPT

5 BUILDING A PRIVACY SCORING SYSTEM

In this section we describe a privacy scoring mechanism based on the results of the user study described in Section 4, wherein a higher privacy score implies a higher amount of privacy. The overall system has two components: a database server and a browser extension which computes the score.

5.1 Database server

The database server is built from user-elicited data and general information about websites and TPTs. The following describes the sets of data stored on the server:

- **Categories of websites:** The server returns one of 11 domain categories (Table 3) in response to a request containing the domain of the URL visited by a browser.

- **URL patterns for known TPT URLs:** The server returns a list of patterns of known TPTs that URLs can be matched against in addition to each TPT’s category.
- **Blacklist of TPT types:** The server returns whether a TPT type detected was “blacklisted” on the domain category. We determine this blacklist based on the survey results when users indicated that they thought a certain type of TPT should not be used on a certain type of domain. For example, users indicated that advertising TPTs should not be used on adult domains, implying “advertising” TPTs are blacklisted for adult domains.

Category	Example
Adult	www.pornhub.com
Banking	www.bankofamerica.com
E-commerce	www.underarmour.com
Educational	www.cmu.edu
Healthcare	www.upmc.com
News	www.cnn.com
Non-Governmental Organization	www.worldwildlife.org
Political	www.donaldjtrump.com
Social Media	www.facebook.com
Subscription-Based Service	www.spotify.com
Other (non e-commerce)	www.sunoco.com

Table 3: Domain categories and examples

To populate this category mapping, we analyzed 49 safe-for-work websites from the Alexa top 50 sites list in November 2018 [2] and manually identified TPT URLs included within the page source. To classify domains, multiple authors browsed the internet normally for three days (recording visited URLs) and were able to manually label 122 distinct domains according to one of the 11 categories. We further analyzed the source of these 122 domain webpages to expand our list of TPT matches and ended up with 187 TPT URL patterns¹ in total.

5.2 Browser extension to compute the privacy score

The overall privacy score computed by the extension is based on users’ comfort with the usage of different trackers in different contexts in addition to the extent of dispersion of user data within a page to third parties.

First, the browser fetches the category of the domain from the server. Next, the browser requests a list of known TPT patterns and a list of blacklisted TPTs for the domain category. After fetching this information, the extension then identifies all HTTP requests made by the page that match any of the TPT URL patterns. A score is computed for each detected TPT. This TPT score is interpreted in the opposite direction of how the overall privacy score should be interpreted, i.e., the TPT score will be higher when the page contains a higher number of privacy-violating components or when users’ data is being shared with a higher number of unique third parties, i.e., less privacy. The TPT score is calculated for each TPT URL by first making use of a base score assigned to the TPT’s

¹We construct a URL pattern to be a regex matching a domain and optionally some part of the TPT URL’s path. See Table 2 for examples of TPT patterns.

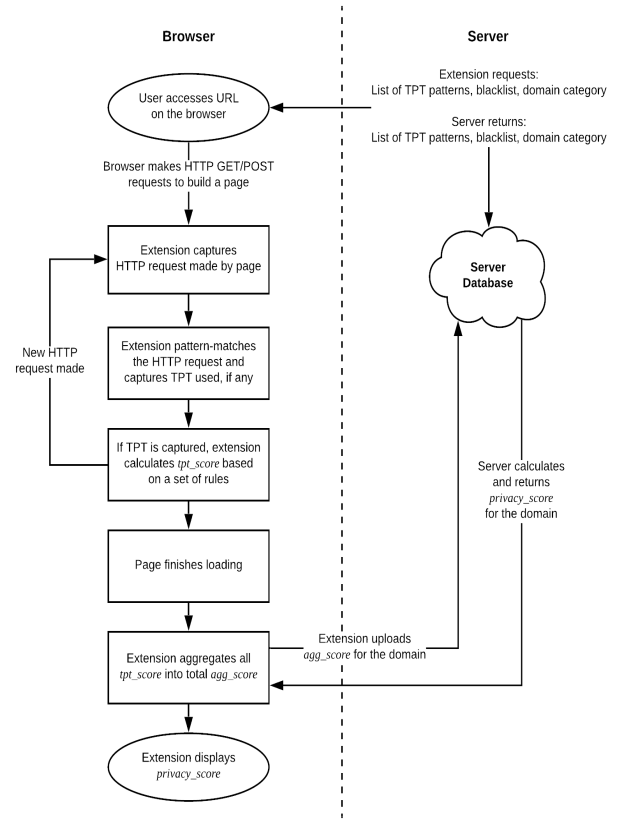


Figure 1: Flow of the browser extension

category. Table 4 contains the listing of base scores for each TPT category based on the ranking of comfort described in Sec. 4. The TPT score is first initialized to the base score for the TPT category. If the TPT category is blacklisted for the domain category, the TPT score is increased by a factor of 1.5. The extension then checks if the company operating the TPT in question operating more than one TPT on the same web page. If so, we interpret the user’s data to have a lower extent of dispersion (since this limits the amount of unique domains tracking user data) and decrease the TPT score by 1. The computed TPT scores for each TPT are then added together to form an aggregate TPT score for the page (*agg_score*).

The extension sends *agg_score* and the domain’s category to the server. The server compares this score against 1) previously computed scores for all the other domains in the category of the domain in question and 2) previously computed scores for all domains seen before. We compute the following two percentile values based on the scores in the above two groups: *categorical percentile*, i.e., the percentile of the browser-calculated score with respect to how many scores in the first category the calculated score is higher than (i.e., exhibits less privacy than); and a *global percentile*, i.e., similar to the categorical percentile except compared with the scores in the second category. The two percentile values are averaged and the final privacy score is computed by subtracting this average from 100, giving us a privacy score percentage between 1 and 100 (see Algorithm 1 for a full description).

The flow of the browser extension is shown in Figure 1. App. B contains screenshots of the browser extension in action, which we named “Cookie Police”. In addition to a score, the extension reports how the website compares to other websites in its category and other sites, as well as the companies operating trackers on the site.

TPT Type	Base score
Session Replay	8
Adult Advertising	7
Social Media	6
Analytics	5
Advertising	4
Comments	3
Audio and Video Player	2
Customer Interaction	1

Table 4: Base score for each TPT category

6 LIMITATIONS AND FUTURE WORK

Our work is subject to limitations due to limited resources and budget and therefore, lends to ample future work.

The sample size of survey respondents was not large enough to build a representative model of user perceptions used to compute privacy scores or to study small effects of statistical significance. Additionally, our respondents were all US residents. Future work should study perceptions of tracking privacy on a large scale, possibly even across countries, and build the scoring system based on more representative data. Alternatively, the score can be computed on an individual basis or on a population basis (e.g., per country), i.e., the score for one user or population is uniquely based on data collected by that user or population.

We assigned a category to a domain by manual labeling of a small set of domains. If the scoring extension is deployed in the wild, this manual categorization is not scalable. Future work should use an automatic categorization such as Amazon’s Alexa Web Information Services (AWIS) [5], SimilarWeb’s Website Categorization API [7], or Google’s natural language content classification [6] and accordingly update the user study questions with the categories of interest. Furthermore, there is no existing database of recognized TPT URL patterns. Therefore, we use the labels produced by other tracking detection tools on a set of URLs as our ground truth for generating URL patterns. Future work could study how to automatically generate TPT-matching regular expressions from historical data and other tools, which automatically update over time. Additionally, the research community could benefit from collectively maintaining a public database of known TPT URL patterns implemented by various extensions.

The scoring algorithm is based on aggregate user perception. This lends to possible deviations from the perceptions of a specific user who might have outlying perceptions. Future work could implement such a scoring extension with a feedback mechanism, wherein users are able to provide feedback on certain aspects of the score or provide custom answers to some of the questions in the user study.

Future work should involve usability testing and a systematic evaluation of accuracy of a more sophisticated version of our tool. This would involve testing general usability, testing a feedback

mechanism as mentioned above, evaluating the accuracy of the TPT filters and evaluating the extent of evasion of the TPT patterns in the wild. Related to this, future work should ensure that the detection of TPT URLs is comparable to the detection by state-of-the-art tools (e.g. Ghostery) or should use the detection system employed by such tools either through any APIs or open-source implementations.

REFERENCES

- [1] 2017. How does online tracking actually work? *Robert Heaton* (2017). <https://robertheaton.com/2017/11/20/how-does-online-tracking-actually-work/>
- [2] 2018. The top 500 sites on the web The sites in the top sites lists are ordered by their 1 month Alexa traffic rank. The 1 month rank is calculated using a combination of average daily visitors and pageviews over the past month. The site with the highest combination of visitors and pageviews is ranked #1. <https://www.alexa.com/topsites>
- [3] 2019. Adblock Plus: The world’s No. 1 free ad blocker. *Adblock Plus | The world’s # 1 free ad blocker* (2019). <https://adblockplus.org/en/>
- [4] 2019. Amazon Mechanical Turk. *Amazon Mechanical Turk* (2019). <https://www.mturk.com/>
- [5] 2019. AWIS | Alexa Web Information Service - Traffic Metrics for any Website. (2019). <https://aws.amazon.com/awis/>
- [6] 2019. Google | Cloud Natural Language API: Content Categories. (2019). <https://cloud.google.com/natural-language/docs/categories>
- [7] 2019. SimilarWeb | Website Categorization API. (2019). https://www.similarweb.com/corp/developer/website_categorization_API
- [8] Sruti Bhagavatula, Christopher Dunn, Chris Kanich, Minaxi Gupta, and Brian Ziebart. 2014. Leveraging machine learning to improve unwanted resource filtering. In *Proceedings of the 2014 Workshop on Artificial Intelligent and Security Workshop*. ACM, 95–102.
- [9] Farah Chanchary and Sonia Chiasson. 2015. User perceptions of sharing, advertising, and tracking. In *Eleventh Symposium On Usable Privacy and Security (SOUPS) 2015*. 53–67.
- [10] Mohan Dhawan, Christian Kreibich, and Nicholas Weaver. 2012. Priv3: A third party cookie policy. In *W3C Workshop: Do Not Track and Beyond*.
- [11] Steven Englehardt, Chris Eubank, Peter Zimmerman, Dillon Reisman, and Arvind Narayanan. 2015. OpenWPM: An automated platform for web privacy measurement. *Manuscript, mar* (2015).
- [12] Steven Englehardt and Arvind Narayanan. 2016. Online tracking: A 1-million-site measurement and analysis. In *Proceedings of the 2016 ACM SIGSAC conference on computer and communications security*. ACM, 1388–1401.
- [13] Steven Englehardt, Dillon Reisman, Christian Eubank, Peter Zimmerman, Jonathan Mayer, Arvind Narayanan, and Edward W Felten. 2015. Cookies that give you away: The surveillance implications of web tracking. In *Proceedings of the 24th International Conference on World Wide Web*. International World Wide Web Conferences Steering Committee, 289–299.
- [14] Matthew Fredrikson and Benjamin Livshits. 2010. RePriv: Re-envisioning in-browser privacy. In *Proc. IEEE Symp. Security, Privacy (SP)(May 2011)*.
- [15] Saikat Guha, Bin Cheng, and Paul Francis. 2010. Challenges in measuring online advertising systems. In *Proceedings of the 10th ACM SIGCOMM conference on Internet measurement*. ACM, 81–87.
- [16] Saikat Guha, Bin Cheng, and Paul Francis. 2011. Privad: Practical privacy in online advertising. In *USENIX conference on Networked systems design and implementation*. 169–182.
- [17] Asma Hamed, Hella Kaffel-Ben Ayed, Mohamed Ali Kaafar, and Ahmed Kharraz. 2013. Evaluation of third party tracking on the web. In *8th International Conference for Internet Technology and Secured Transactions (ICITST-2013)*. IEEE, 471–477.
- [18] Sunghwan Ihm and Vivek S Pai. 2011. Towards understanding modern web traffic. In *Proceedings of the 2011 ACM SIGCOMM conference on Internet measurement conference*. ACM, 295–312.
- [19] Collin Jackson, Andrew Bortz, Dan Boneh, and John C Mitchell. 2006. Protecting browser state from web privacy attacks. In *Proceedings of the 15th international conference on World Wide Web*. ACM, 737–744.
- [20] Dongseok Jang, Ranjit Jhala, Sorin Lerner, and Hovav Shacham. 2010. An empirical study of privacy-violating information flows in JavaScript web applications. In *Proceedings of the 17th ACM conference on Computer and communications security*. ACM, 270–283.
- [21] Carlos Jensen, Chandan Sarkar, Christian Jensen, and Colin Potts. 2007. Tracking website data-collection and privacy practices with the iWatch web crawler. In *Proceedings of the 3rd symposium on Usable privacy and security*. ACM, 29–40.
- [22] Georgios Kontaxis, Michalis Polychronakis, Angelos D Keromytis, and Evangelos P Markatos. 2012. Privacy-preserving social plugins. In *Presented as part of the 21st {USENIX} Security Symposium ({USENIX} Security 12)*. 631–646.

Algorithm 1 Computing the privacy score

```
1: function CALCTPSCORE(TPT, blacklist, seen_companies)
2:   tpt_score = getBaseCategoryScore(TPT[category])
3:   if TPT[category] ∈ blacklist then
4:     tpt_score = tpt_score × 1.5
5:   end if
6:   if TPT[company] ∈ seen_companies then
7:     tpt_score = tpt_score − 1
8:   else
9:     Add TPT[company] to seen_companies ▷ Object reference updated
10:  end if
11:  return tpt_score
12: end function
13:
14: ▷ -----Execution starts here
15: domain_cat, blacklist, TPT_patterns = fetchInfoFromServer(domain)
16: seen_companies = {}
17: agg_score = 0
18: for each TPT ∈ page_load do ▷ TPT object contains: parent company and TPT category
19:   tpt_score = calcTPScore(TPT, blacklist, seen_companies)
20:   agg_score = agg_score + tpt_score
21: end for
22:
23: cat_percentile = computeCategoricalPercentile(TPT[category], agg_score) ▷ % of previously seen domains (across users) in the category that agg_score is higher than
24:
25: glob_percentile = computeGlobalPercentile(TPT[category], agg_score) ▷ % of all previously seen domains (across users) that agg_score is higher than
26:
27: privacy_score = 100 − (cat_percentile + glob_percentile)/2
```

- [23] Balachander Krishnamurthy, Konstantin Naryshkin, and Craig Wills. 2011. Privacy leakage vs. protection measures: the growing disconnect. In *Proceedings of the Web*, Vol. 2. 1–10.
- [24] Balachander Krishnamurthy and Craig Wills. 2009. Privacy diffusion on the web: a longitudinal perspective. In *Proceedings of the 18th international conference on World wide web*. ACM, 541–550.
- [25] Balachander Krishnamurthy and Craig E Wills. 2006. Generating a privacy footprint on the internet. In *Proceedings of the 6th ACM SIGCOMM conference on Internet measurement*. ACM, 65–70.
- [26] Balachander Krishnamurthy and Craig E Wills. 2009. On the leakage of personally identifiable information via online social networks. In *Proceedings of the 2nd ACM workshop on Online social networks*. ACM, 7–12.
- [27] Pedro Giovanni Leon, Blase Ur, Yang Wang, Manya Sleeper, Rebecca Balebako, Richard Shay, Lujo Bauer, Mihai Christodorescu, and Lorrie Faith Cranor. 2013. What matters to users?: factors that affect users’ willingness to share information with online advertisers. In *Proceedings of the ninth symposium on usable privacy and security*. ACM, 7.
- [28] Adam Lerner, Anna Kornfeld Simpson, Tadayoshi Kohno, and Franziska Roesner. 2016. Internet jones and the raiders of the lost trackers: An archaeological study of web tracking from 1996 to 2016. In *25th {USENIX} Security Symposium ({USENIX} Security 16)*.
- [29] Jonathan R Mayer and John C Mitchell. 2012. Third-party web tracking: Policy and technology. In *2012 IEEE symposium on security and privacy*. IEEE, 413–427.
- [30] Aleecia M McDonald and Lorrie Faith Cranor. 2010. Americans’ attitudes about internet behavioral advertising practices. In *Proceedings of the 9th annual ACM workshop on Privacy in the electronic society*. ACM, 63–72.
- [31] William Melicher, Mahmood Sharif, Joshua Tan, Lujo Bauer, Mihai Christodorescu, and Pedro Giovanni Leon. 2016. (Do not) Track me sometimes: Users’ contextual preferences for web tracking. *Proceedings on Privacy Enhancing Technologies* (April 2016). Issue 2. <https://doi.org/10.1515/popets-2016-0009>
- [32] Caitlin R. Orr, Arun Chauhan, Minaxi Gupta, Christopher J. Frisz, and Christopher W. Dunn. 2012. An Approach for Identifying JavaScript-loaded Advertisements Through Static Program Analysis. In *Proceedings of the 2012 ACM Workshop on Privacy in the Electronic Society (WPES ’12)*. ACM, New York, NY, USA, 1–12. <https://doi.org/10.1145/2381966.2381968>
- [33] Franziska Roesner, Tadayoshi Kohno, and David Wetherall. 2012. Detecting and defending against third-party tracking on the web. In *Proceedings of the 9th USENIX conference on Networked Systems Design and Implementation*. USENIX Association, 12–12.
- [34] Franziska Roesner, Christopher Rovillos, Tadayoshi Kohno, and David Wetherall. 2012. Sharemenot: Balancing privacy and functionality of third-party social widgets. *Usenix; login* (2012).
- [35] JM Signanini and B McDermott. 2014. Ghostery. (2014).
- [36] Joshua Tan, Mahmood Sharif, Sruti Bhagavatula, Matthias Beckerle, Michelle L Mazurek, and Lujo Bauer. 2018. Comparing Hypothetical and Realistic Privacy Valuations. In *Proceedings of the 2018 Workshop on Privacy in the Electronic Society*. ACM, 168–182.
- [37] Vincent Toubiana, Arvind Narayanan, Dan Boneh, Helen Nissenbaum, and Solon Barocas. 2010. Adnostic: Privacy preserving targeted advertising. In *Proceedings Network and Distributed System Symposium*.
- [38] Blase Ur, Pedro Giovanni Leon, Lorrie Faith Cranor, Richard Shay, and Yang Wang. 2012. Smart, useful, scary, creepy: perceptions of online behavioral advertising. In *proceedings of the eighth symposium on usable privacy and security*. ACM, 4.

A SURVEY

With the rapid development and growth of the Internet, marketers are turning from physical marketing techniques (e.g. sending flyers to your home) to online marketing techniques. With online marketing techniques, marketers are better able to target their advertising to customers, thus reducing users annoyance from receiving advertising that is not relevant to the users. In order to achieve certain levels of personalization, online marketers make use of different

third-party tracking tools. These third-party tracking tools may be considered by some as "privacy-invasive".

In the following pages, we will present you with 7 short scenarios explaining how each category of third-party tracking tools work. Following each scenario, we will ask how you feel about the use of such tools being used on websites that you might commonly visit. We will also ask you whether you think it is okay for some websites to use such tools or not.

You must be at least 18 years of age to take part in this survey.

A.1 Demographics

What gender do you identify with?

- (1) Female
- (2) Male
- (3) Other
- (4) I prefer not to disclose this information

What age group are you in?

- (1) 18 - 30
- (2) 31 - 45
- (3) 46 - 60
- (4) 60+
- (5) I prefer not to disclose this information

[We present the user with each scenario in the next section. The following section contains the three questions we ask about each of these scenarios.]

A.2 Scenarios

- (1) A website X shares the fact that you are accessing website X, to company Y. Company Y adapts its advertisements on other websites based on the newfound fact that you have visited website X.
- (2) An adult website X shares the fact that you are accessing website X, to company Y. Company Y is an adult advertising company. Company Y pays other adult websites for space on their page. This lets company Y show you advertisements it thinks would be of interest to you. Company Y adapts its advertisements on other adult websites based on the newfound fact that you have accessed website X.
- (3) A website X uses company Y's service to identify your age, location, gender and device type when you are on their website X. Furthermore, website X is able to identify you when you access website X from a different device (e.g. smartphone or computer).
- (4) A website X uses company Y's service to record all your mouse movements and everything you type into website X, so that website X can reconstruct how you interacted with the website (think of website X screen-recording your browsing session while on website X) in order to improve the usability of Website X.
- (5) A website X uses company Y's service to interact live with you through live-chat. When website X detects that you are idle (not moving your mouse) for some time, a chat-box appears on the right bottom corner of your screen, asking if you need assistance.

- (6) A website X includes a video player by video platform Y on their website X. By loading website X's page, video platform Y knows that you are accessing website X. The next time you go on video platform Y, they suggest videos for you to watch based on the video you watched on website X.
- (7) A website X includes social media Y's "share" button to let you share their website X's content to your social media Y profile. However, even if you choose not to "share" anything, by loading website X's page, social media Y knows that you are accessing website X. The next time you go on social media Y, they show ads based on the newfound fact that you visited website X.
- (8) A website X uses company Y's service to provide a comment/review section on their website. The next time you go on another website using company Y's service, you could be prevented from posting comments if you posted an "undesirable" comment (e.g. spam) before on website X.


A.3 Questions for each scenario

- (1) Before reading the above scenario, were you aware that companies do this type of tracking?
 - Yes
 - No
- (2) Based on the above scenario, how comfortable do you feel knowing that website X does this?
 - (a) Very comfortable
 - (b) Somewhat comfortable
 - (c) Neutral
 - (d) Somewhat uncomfortable
 - (e) Very uncomfortable
- (3) What types of websites do you think should not inform company Y of your visit, as described in the above scenario (check all that apply)?
 - E-Commerce (online shop) [e.g. Under Armour]
 - Social Media Platform [e.g. Facebook]
 - News [e.g. CNN]
 - Banking [e.g. Wells Fargo]
 - Educational Institutions [e.g. MIT]
 - Health Care [e.g. UPMC]
 - Political [e.g. Donald J Trump]
 - Non Governmental Organizations [e.g. PETA]
 - Subscription-Based Services [e.g. Spotify]
 - Adult Websites
 - Other companies (non e-commerce) [e.g. Chili's]
 - All of the above
 - None of the above

You have reached the end of the survey. Thank you for your participation!

B SCREENSHOTS OF THE BROWSER EXTENSION


Figure 2 depicts screenshots of the browser extension on a banking website.



Report for
www.somebank.com


Privacy Score
3%
Poor

Comparative Privacy Score
Against other banking sites



This page has a categorical privacy score of 0%, which is worse than 100% of all the banking websites on our database.

Against all other sites



This page has a global privacy score of 6%, which is worse than 94% of all the websites on our database.

TPT categories (3)
Advertising*
Analytics*
Social Media*

*This category of TPT is considered to be unsuitable for use on a banking websites.

Companies (14)

- 3 TWITTER
- 2 GOOGLE
- 2 ADOBE
- 2 PINTEREST
- 2 FACEBOOK
- 1 YAHOO
- 1 ROCKETFUEL
- 1 LIVERAMP
- 1 KENSHOO
- 1 DRAWBRIDGE
- 1 DOUBLECLICK
- 1 APPNEXUS
- 1 AOL
- 1 AGGREGATE KNOWLEDGE

Third-party Trackers (20)
Aggregate TPT score: **122.5**

- ADOBE AUDIENCE MANAGER [6]*
- ADOBE TEST & TARGET [5]**
- ADVERTISING.COM [6]*
- AGGREGATE KNOWLEDGE [6]*
- APPNEXUS [6]*
- DOUBLECLICK FLOODLIGHT [6]*
- DRAWBRIDGE [6]*
- FACEBOOK CONNECT [9]*
- FACEBOOK CUSTOM AUDIENCE [5]**
- GOOGLE ADWORDS CONVERSION [6]*
- GOOGLE DYNAMIC REMARKETING [5]**
- KENSHOO [7.5]*
- LIVERAMP [6]*
- PINTEREST CONVERSION TRACKER [7.5]*
- PINTEREST [8]**
- ROCKET FUEL [6]*
- TWITTER ADVERTISING [6]*
- TWITTER ANALYTICS [6.5]**
- TWITTER CONVERSION TRACKING [5]**
- YAHOO AD EXCHANGE [6]*

The numbers in square bracket indicate the TPT score assigned to each TPT.

*This tracker is considered to be unsuitable for use on a banking website. The TPT score assigned to this TPT has been adjusted to reflect the penalty.

**This is the second (or subsequent) TPT operated by the same company operating this TPT. The TPT score assigned to this TPT has been adjusted to reflect this.

Figure 2: Screenshots of the extension's report