

SUPERNOVAE WITHIN PRE-EXISTING WIND-BLOWN BUBBLES: DUST INJECTION VS. AMBIENT DUST DESTRUCTION

SERGIO MARTÍNEZ-GONZÁLEZ¹, RICHARD WÜNSCH², SERGIY SILICH³, GUILLERMO TENORIO-TAGLE³, JAN PALOÚŠ², ANDREA FERRARA⁴

ACCEPTED BY APJ: November 11th, 2019.

ABSTRACT

By means of 3-D hydrodynamical simulations, here we evaluate the impact that supernova explosions occurring within wind-driven bubbles have on the survival or destruction of dust grains. We consider both, the dust generated within the ejecta and the dust initially present in the ambient gas and later locked-up in the surrounding wind-driven shell. The collision of the supernova blast wave with the wind-driven shell leads to a transmitted shock that moves into the shell and a reflected shock into the ejecta. The transmitted shock is capable of destroying large amounts of the dust locked in the shell, but only if the mass of the wind-driven shell is small, less than a few tens the ejected mass. Conversely, massive wind-driven shells, with several times the ejected mass, lead upon the interaction to strong radiative cooling, which inhibits the Sedov-Taylor phase and weakens the transmitted shock, making it unable to traverse the wind-driven shell. In such a case, the destruction/disruption of the ambient dust is largely inhibited. On the other hand, the SNRs grow rapidly in the very tenuous region excavated by the stellar winds, and thus a large fraction of the dust generated within the ejecta is not efficiently destroyed by the supernova reverse shock, nor by the reflected shock. Our calculations favor a scenario in which core-collapse supernovae within sufficiently massive wind-driven shells supply more dust to the ISM than what they are able to destroy.

Subject headings: ISM: supernova remnants — (ISM:) dust, extinction — Physical Data and Processes: hydrodynamics

1. INTRODUCTION

The propagation of supernova blast waves through their surrounding medium is hold responsible for inducing the disruption (via grain shattering) and destruction (via thermal and kinetic sputtering) of a large mass of swept-up interstellar dust (Jones et al. 1996; Slavin et al. 2015). On the other hand, while core-collapse supernovae (SNe) are recognized as efficient dust producers (e.g. Todini & Ferrara 2001; Indebetouw et al. 2014; Matsuura et al. 2015), several authors have argued that a large fraction of their ejecta dust will be returned to the gas phase during the thermalization of the SN ejecta (e.g. Nozawa et al. 2007; Micelotta et al. 2016; Bocchio et al. 2016; Martínez-González et al. 2016, 2017). It is therefore natural to ask whether SNe are ultimately net dust producers or destroyers and under which conditions the answer could be one or the other.

Aiming to answer this question, Lakićević et al. (2015), have asserted that supernovae in the Large Magellanic Cloud (LMC) have sputtered more ambient dust than what they were able to produce. Their conclusion is based on the analysis of far-infrared and sub-millimeter dust temperature and dust mass maps in and around several supernova remnants (SNRs). They, however, were not able to ensure if the dust grains were mostly de-

stroyed or displaced and piled-up. A similar conclusion was drawn by Temim et al. (2015), who inferred the amount of dust sputtered by individual SN blast waves and the global rate of grain destruction in the Magellanic Clouds using observationally derived values of the ambient gas density and dust-to-gas mass ratio around individual SNRs. However, prior to their explosion, massive stars produce vigorous stellar winds and the role of a pre-existing wind-blown bubble on the survival/destruction of interstellar grains has not been considered with sufficient detail.

The stellar wind produced by a massive star (or a collection of them) piles-up the surrounding ambient gas into a thin, quickly cooling, expanding shell. The medium surrounding the massive star is then structured (from the center outwards) with a free-wind region, a shocked-wind region separated from a wind-driven shell (WDS) by a contact discontinuity and the surrounding undisturbed ambient medium.

As the massive star explodes, and upon the collision of the SN blast wave with the encompassing wind-driven shell, a reflected and a transmitted shocks are generated (Tenorio-Tagle et al. 1990, 1991; Franco et al. 1991; Różyczka et al. 1993). The crucial factor determining the strength of the shocks is the ratio between the amount of mass collected by the WDS and the mass of the SN ejecta ($\chi = M_{wds}/M_{ej}$). For wind-driven shells with $\chi \lesssim 40$ ¹, the SN blast wave rams through and further compresses the WDS and continues to sweep-up the unperturbed interstellar medium. On the contrary, if $\chi \gtrsim 40$, the trans-

¹ CONACYT-Instituto Nacional de Astrofísica, Óptica y Electrónica, AP 51, 72000 Puebla, México: sergiomtz@inaoep.mx

² Astronomical Institute, Czech Academy of Sciences, Boční II 1401/1, 141 00 Praha 4, Czech Republic

³ Instituto Nacional de Astrofísica, Óptica y Electrónica, AP 51, 72000 Puebla, México

⁴ Scuola Normale Superiore, Piazza dei Cavalieri 7, I-56126 Pisa, Italy

¹ The limiting value of $\chi \approx 40$, which determines if the SN blast wave is (un)able to overrun an WDS, was calculated for a 10^{51} erg explosion with ejecta mass equal to $4 M_{\odot}$.

mitted shock is unable to overrun the WDS and the ambient medium ahead of it remains largely undisturbed. These results were later confirmed by Dwarkadas (2005, 2007) and by van Marle et al. (2015) and Haid et al. (2016).

Tenorio-Tagle et al. (1990) also found that the SNR-WDS interaction is expected to trigger an order of magnitude rise in the X-ray emission. In fact, LMC's supernova remnants N63A, N132D, and N49B have been claimed to have exploded within a wind-blown bubble given their X-ray appearance (Hughes et al. 1998).

Here we focus on single massive stars that are immersed into wind-driven bubbles prior to their final core-collapse. By performing three-dimensional hydrodynamical simulations, we model the collision of an SN blast wave with the pre-existing WDS and then determine the amount of pre-existing ambient dust that is destroyed during the pre-supernova wind-driven bubble expansion and after the development of the reflected and transmitted shocks. As the crucial parameter is the mass ratio between the WDS and the SN ejecta we fix the parameters related to the stellar wind and the supernova explosion, while varying the mass of the wind-driven shell and the density of the ambient medium.

The paper is organized as follows: Section 2 describes our physical and computational scheme, the initial setup (subsection 2.1), the stellar wind properties (subsection 2.2), and the supernova properties (subsection 2.3). In Section 3 we discuss the case of supernovae evolving in uniform, homogeneous media, while Section 4 focuses on the more realistic case of supernovae occurring within an encompassing wind-driven shell. In Section 5 we outline our major conclusions.

2. MODEL SETUP

We have run a set of three-dimensional hydrodynamical simulations with the adaptive mesh refinement code FLASH v4.3 (Fryxell et al. 2000) to explore the explosion of individual massive stars in homogeneous media and within wind-blown bubbles. The hydrodynamic equations are solved with a modified version of the Piecewise Parabolic Method (Colella & Woodward 1984) and the scheme takes into account the equilibrium cooling function of optically thin plasmas (Schure et al. 2009) and the cooling induced by gas-grain collisions (calculated using the CINDER module Martínez-González et al. 2018, hereafter MWP+18). With CINDER we also calculate on-the-fly the rate of thermal sputtering given the initial distribution of grain sizes and dust mass. Our scheme considers the action of thermal sputtering during the whole WDS and the subsequent SNR evolution and assumes a tight coupling between gas and dust. We have generated random initial density perturbations (white noise) in order to emulate a degree of clumpiness in the SN ejecta. All the simulations were performed in a uniform grid (256^3 and 512^3 , as specified later).

2.1. Ambient Medium Properties

The simulations are initialized in a dusty medium with a constant gas number density, n_a , gas temperature, T_a , and dust-to-gas mass ratio, \mathcal{D}_a . A gas with one helium atom per every ten hydrogen atoms was considered in all the simulations corresponding to a mean mass per

particle of ionized and neutral gas $\mu_i = \frac{14}{23}m_H$ and $\mu_n = \frac{14}{11}m_H$, respectively, where m_H is the proton mass.

Since AGB stars and Type II-P SNe (which are the majority of core-collapse SNe Sukhbold et al. 2016), tend to form preferentially large (and long-lived) dust grains (Asano et al. 2013; Todini & Ferrara 2001; Nozawa et al. 2003; Kozasa et al. 2009), the ambient grain population is chosen to follow a distribution of the form $\sim a^{-1} \exp\{-0.5[\log(a/a_0)/\sigma]^2\}$, with $a_0 = 0.1 \mu\text{m}$ and $\sigma = 0.7$ and lower and upper limits $a_{\min} = 0.01 \mu\text{m}$ and $a_{\max} = 0.5 \mu\text{m}$, respectively, with an equal fraction of silicate and carbonaceous grains. The grain mass densities, ρ_{gr} , are taken as 2.26 g cm^{-3} and 3.3 g cm^{-3} for silicate and carbonaceous grains, respectively. The grain size distribution is sampled using 10 logarithmically-spaced bins (see also Appendix A in MWP+18).

2.2. Stellar Wind and Wind-Driven Shell Properties

In order to model an isotropic stellar wind we have used the outputs of the stellar evolutionary models by (Schaller et al. 1992), which span from the beginning of the hydrogen burning phase to the core-carbon-exhaustion. We use, in particular, their time-dependent mass loss rate, $\dot{M}_w(t)$, bolometric luminosity, $L_{bol}(t)$, and effective temperature, $T_{eff}(t)$, for stars with a solar composition. Having these values, the effective stellar radius, $R_{eff}(t)$, escape velocity $v_{esc}(t)$ and stellar wind terminal speed $v_\infty(t)$ can be derived (assuming a conversion factor $v_\infty = 1.3v_{esc}$ if $T_{eff} < 27000 \text{ K}$ and $v_\infty = 2.6v_{esc}$ if $T_{eff} \geq 27000 \text{ K}$, Vink et al. 2001; Szécsi & Wünsch 2019). Figure 1 shows the evolution of \dot{M}_w and v_∞ adopted in our stellar wind model.

We have used a modified version of the implementation of a time-dependent wind source by Wünsch et al. (2008). This approach inserts the wind into a small sphere with radius R_v , where the wind mass flux is:

$$\dot{M}(r) = \dot{M}_w r / R_v. \quad (1)$$

The gas mass density and velocity around the source are reseted at each timestep as:

$$\rho(r) = \frac{\dot{M}_w}{(4\pi v_\infty r^2)}, \quad (2)$$

and

$$v(r) = v_\infty r / R_v. \quad (3)$$

where r is the distance of a grid cell to the source center². In addition to that, the temperature of the wind is set to a constant value 10^4 K . The radius of the source R_v is a free parameters taken as small as possible³.

We have not modeled photoionization nor included the effects of radiation pressure on the dynamics and inner structure of the WDS (e.g. Martínez-González et al. 2014). We have also not considered any dust produced in stellar winds; however, under certain conditions the outflows of massive stars may produce copious amounts

² r has been corrected so that it cannot be smaller than the grid cell size.

³ R_v was selected as 0.5 pc in our simulations which allows to have an approximately spherical bubble with the adopted spatial resolution.

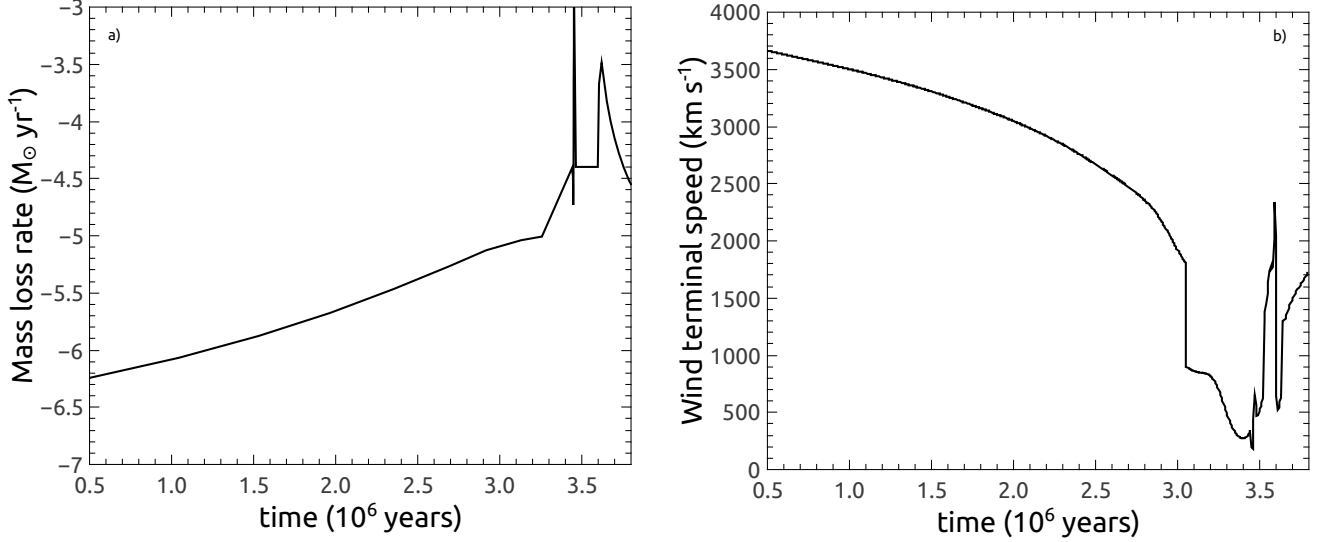


FIG. 1.— Panel *a* shows the evolution of the mass loss rate for a $60 M_{\odot}$ star with solar metallicity obtained by Schaller et al. (1992). Panel *b* presents the corresponding evolution of terminal speed assuming the conversion factor between v_{∞} and v_{esc} introduced by Vink et al. (2001).

of dust prior to their explosion (see Kochanek 2011). Particularly, in the case of colliding stellar winds in close massive binary systems; in eruptive events in luminous blue variables like η Car (Gomez et al. 2010); and in the extremely dense ($\sim 10^{10} \text{ cm}^{-3}$), post-shock cooling layers resultant from the interaction of an SNR with a very dense and slow stellar wind (Smith 2016).

2.3. Supernova Properties

As the central massive star explodes, it expels a certain amount of mass, M_{ej} , whose kinetic energy is E_{SN} . We take progenitor-dependent values from Sukhbold et al. (2016) and insert those values into a sphere of radius R_{SN} ⁴. The ejecta mass is composed of gas and dust. The selected initial ejecta gas mass density and velocity radial profiles are (Tang & Chevalier 2017)

$$\rho_{ej} = \frac{(3-n)}{4\pi} \frac{M_{ej}}{R_{SN}^3} \left(\frac{R_{SN}}{r} \right)^n, \quad (4)$$

and

$$v_{ej} = \left(2 \frac{(5-n)}{(3-n)} \frac{E_{SN}}{M_{ej}} \right)^{1/2} \left(\frac{r}{R_{SN}} \right), \quad (5)$$

where r is a radial distance. We have taken $n = 2$ in all our simulations as other values of n have been shown not to alter significantly the evolution of the SNR (see Appendix B in MWP+18). At the time of insertion, the ejecta is assumed to be at 10^4 K .

3. EXPLOSIONS IN UNIFORM, HOMOGENEOUS MEDIA

We have considered a set of cases with and without pre-existing wind-driven bubbles (WDB). In this Section we focus on the latter cases considering SN explosions occurring in ambient media with constant temperatures

⁴ Similarly to the chosen value of R_v , $R_{SN} = 0.5 \text{ pc}$ is taken in our simulations.

TABLE 1
SUMMARY OF RESULTS

Model	n_a (cm^{-3})	χ -	M_d^{ej} M_{\odot}	M_d^a M_{\odot}
SNa	1	0	> 0.34	$\gg 1.2$
SNa “dustless”	1	0	—	—
SNb	10^3	0	0.5	2.35
WDBa	1	400	0.02	~ 0.45
WDBb	10^3	2×10^4	0.025	0.28

NOTE. — The Table presents a summary of our results for each model according to the ambient gas number density and the mass ratio between the mass of the WDS and the SN ejecta at the time the massive star goes off. M_d^{ej} and M_d^a stand for the mass of ejecta and ambient dust, respectively, destroyed in each case.

($T_a = 10 \text{ K}$), dust-to-gas mass ratios ($\mathcal{D}_a = 0.01$) and gas number densities, n_a . The homogeneous low-density case (SNa) has $n_a = 1 \text{ cm}^{-3}$ and the homogeneous high-density case (SNb) assumes $n_a = 1000 \text{ cm}^{-3}$. For these cases we selected a $60 M_{\odot}$ massive star which expels $M_{ej} = 5.58 M_{\odot}$ ($5.08 M_{\odot}$ of gas and $0.5 M_{\odot}$ of dust) and $E_{SN} = 9.12 \times 10^{50} \text{ erg}$ when it explodes as a SN. The size of the computational domain was selected to be $(20 \text{ pc})^3$ and $(10 \text{ pc})^3$ for the SNa and SNb, respectively, and both in a grid 512^3 . Figure 2 shows the evolution of the SN ejecta dust mass and the mass of the ambient dust that is destroyed by the SN blast wave in both cases (panel *a* and panel *b*, respectively). In case SNa the SN reverse shock takes ~ 5300 years to propagate through the whole SN ejecta. At this time: $0.25 M_{\odot}$ of ejecta dust and $0.88 M_{\odot}$ of ambient dust have been destroyed. The reverse shock bounces back upon arriving to the SNR’s center and subsequently catches up and merges with the blast wave (Tenorio-Tagle et al. 1990; Martínez-González et al. 2018). The diameter of the SNR grows to the size of the computational domain after ~ 6100 years when $1.2 M_{\odot}$ and $0.16 M_{\odot}$ of ambient and ejecta dust, respectively, have been destroyed.

For the second model (SNb, see panel *b* in Figure 2), the

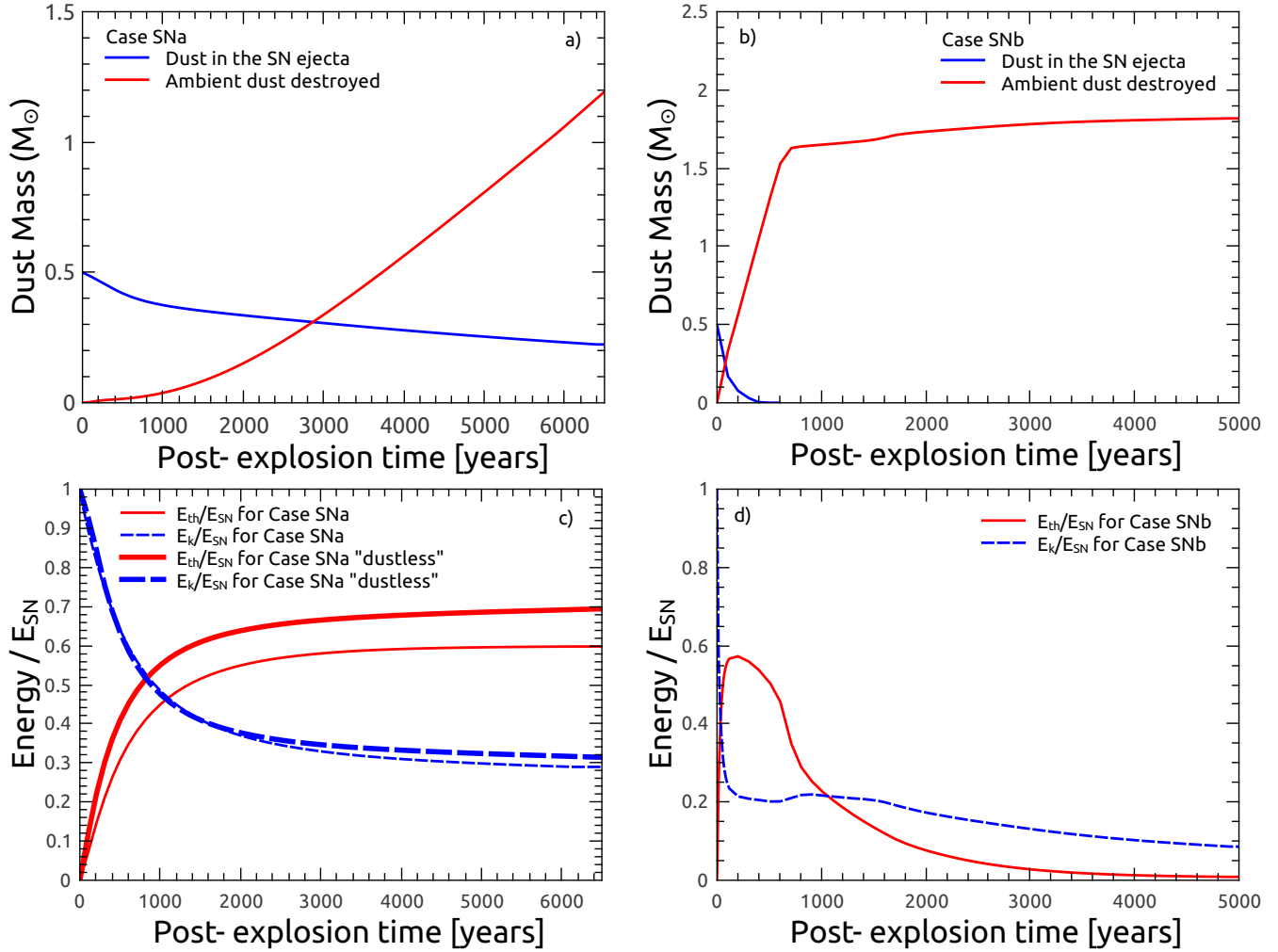


FIG. 2.— Explosions in homogeneous media. The upper panels show the evolution of the SN ejecta dust mass (blue lines), subject to reverse shock processing, and the mass of ambient dust destroyed by the SN blast wave (red lines) in the case of explosions occurring in homogeneous ambient media (case SNa, panel *a*, and SNb, panel *b*, see Table 1). The lower panels present the fraction of kinetic (thin dashed blue lines) and thermal (thin solid red lines) energies cases SNa (panel *c*) and SNb (panel *d*). Additionally, panel *c* also displays these fractions for the “dustless” case using thicker lines.

whole amount of dust injected by the SN is destroyed within the reverse shock crossing time (~ 500 years). Owing to the higher frequency of ion-grain collisions in the dense shell of swept-up ambient material, $\sim 1.6 M_{\odot}$ of ambient dust are destroyed within ~ 750 years after the explosion. At this time, radiative cooling (aided by that induced by gas-grain collisions) in the shell of swept-up matter becomes catastrophic (the gas temperature drops drastically to $\lesssim 10^4$ K), and nearly terminates thermal sputtering. In total, $2.35 M_{\odot}$ of (ambient+ejecta) dust were destroyed.

In these cases, even without accounting for other destructive/disruptive processes, dust destruction easily overtakes dust production as suggested by Lakićević et al. (2015), Temim et al. (2015) and Slavin et al. (2015). Additionally, in both cases the inclusion of dust-induced radiative cooling provokes a noticeable departure from the classical Sedov-Taylor (ST) solution as it dominates over the optically thin radiative cooling of shocked plasmas at temperatures $\gtrsim 3 \times 10^5$ K. Therefore, the ratios of kinetic energy and thermal energy to E_{SN} in case SNa reach only $E_k/E_{SN} \approx 0.25$ and $E_{th}/E_{SN} \approx 0.6$, respec-

tively, once the whole ejecta is thermalized⁴, (see panel *c* in Figure 2). Case SNb, which cools catastrophically and ceases dust destruction rapidly, shows a larger departure from the ST solution (panel *d* in Figure 2) as $\sim 90\%$ of E_{SN} is radiated away within a few thousand years. A “dustless” adiabatic case, similar to case SNa but with $\mathcal{D}_a = 0$ and a dust-free SN ejecta was run and we obtained a good agreement with the adiabatic ST solution $E_k/E_{SN} \sim 0.32$ and $E_{th}/E_{SN} \sim 0.68$ once the whole SN ejecta is thermalized.

4. EXPLOSIONS WITHIN WIND-DRIVEN BUBBLES

We now focus on the explosion of $60 M_{\odot}$ massive stars occurring within wind-blown bubbles. This choice is justified as SN metal and dust enrichment is particularly important at early cosmic times, before evolved stars start to contribute, and when the IMF is thought to be top-heavy (e.g. Schneider et al. 2002). Nevertheless, we do not expect a qualitatively large difference when studying

⁴ In the classical adiabatic ST solution (Sedov 1959) these values reach $E_k/E_{SN} \approx 0.3$ and $E_{th}/E_{SN} \approx 0.7$, respectively.

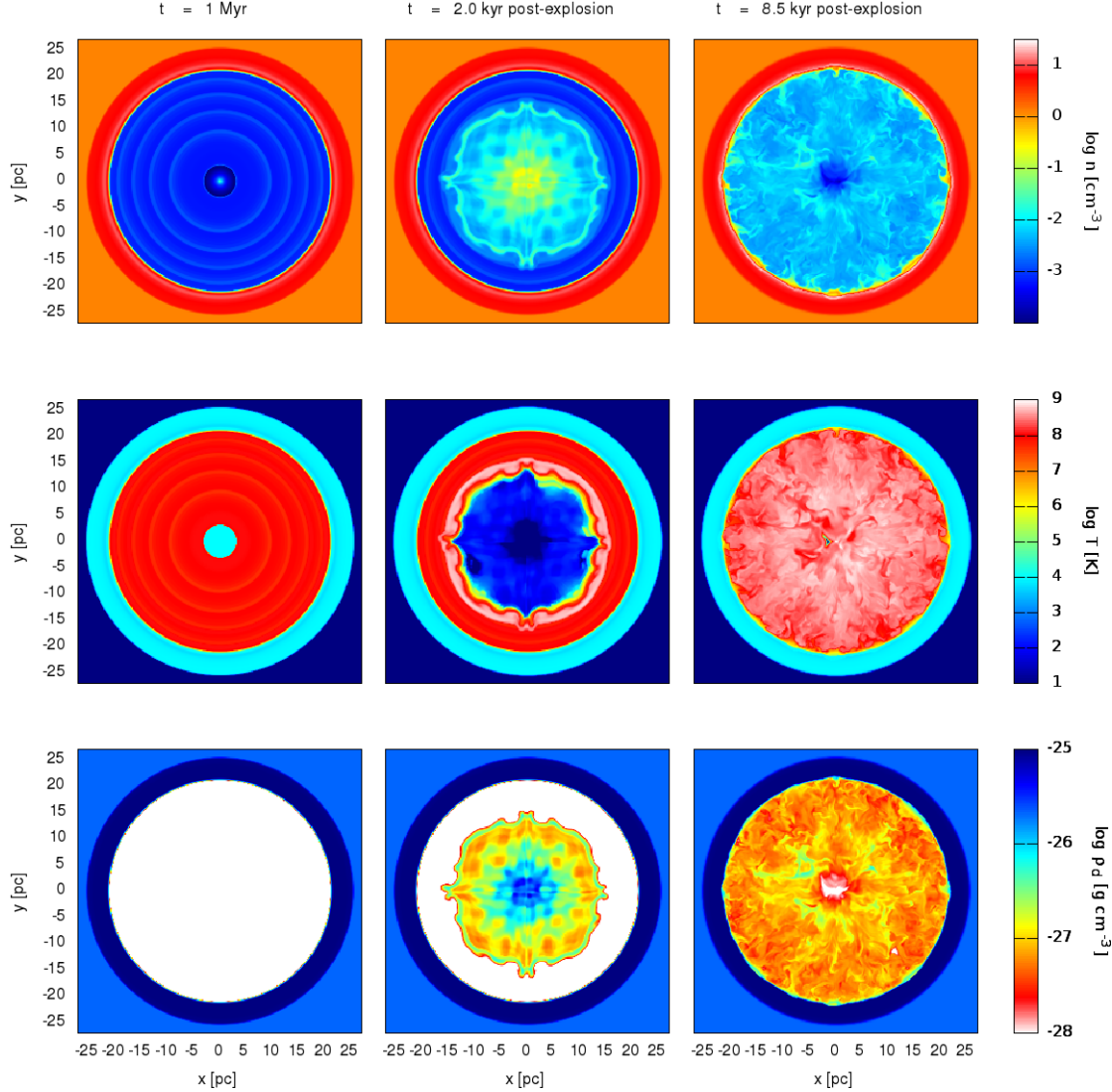


FIG. 3.— SN explosion within a wind-driven bubble in case WDBa. Two-dimensional cuts along the x - y plane ($z = 0$) of the distribution of gas number density (upper panels), gas temperature (middle panels), and dust mass density, ρ_d , (bottom panels) at 1 Myr on the evolution of the stellar wind (left panels), and at 2000 (middle panels) and 8500 years after the explosion (right panels). After the SNR-WDS collision, the SN ejecta recoils and fills the wind/SN remnant and the gas density and temperature start to even out. The dust mass density in the wind/SN remnant drops mostly because of the SNR expansion rather than due to grain destruction.

other progenitor masses given that the crucial parameter which determines the SNR evolution, as found by Tenorio-Tagle et al. (1990), is the ratio of the WDS mass to the ejected mass. Indeed, van Marle et al. (2015), Dwarkadas (2007) and Haid et al. (2016) explored SNR-WDS collisions in the case of $40 M_\odot$, $30 M_\odot$ and $20 M_\odot$ progenitor stars, respectively, and confirmed the evolutionary trends found by Tenorio-Tagle et al. (1990). For the purpose of studying bubbles evolving in low-density ambient media ($n_a = 1 \text{ cm}^{-3}$), and in order to maintain a sufficient spatial resolution, we have defined (see Table 1) a “low-mass WDS” case (WDBa) in which the central massive star explodes at an arbitrarily short time (1 Myr), i.e. a shorter time than the predicted stellar evolution for a $60 M_\odot$. The mass of the wind-driven shell implies a value of $\chi \approx 400$. In this case, only $0.04 M_\odot$ of the dust present in the WDS is destroyed prior to the supernova explosion (see Appendix A.1). Before the collision of the SNR-WDS, and as the SNRs

evolve in the tenuous region excavated by the stellar winds, only a small fraction of the SN ejecta is thermalized by the reverse shock and about $\sim 4\%$ ($\sim 0.02 M_\odot$) of the ejecta dust is destroyed in case WDBa. In this case, the SNR-WDS collisions occurs about ~ 3200 years after the SN explosion. The left panels in Figure 3, show the distribution of the gas number density, temperature and dust mass density in the wind-blown bubble at a stellar evolutionary time 1 Myr for the WDBa case. Prior to the SN explosion, the wind-driven bubble shows its four-zone structure and one can note the piling-up of the gas and dust in the WDS. The middle panels show the same quantities but a two thousand years after the SN explosion. At this time, the SNR is sweeping-up the wind matter and the blast wave is approaching to collide with the WDS. When the SNR-WDS collision occurs, the procuded reflected shock catches-up and merges with the SN reverse shock, reaches the remnant’s center and then transforms into a subsonic forward wave.

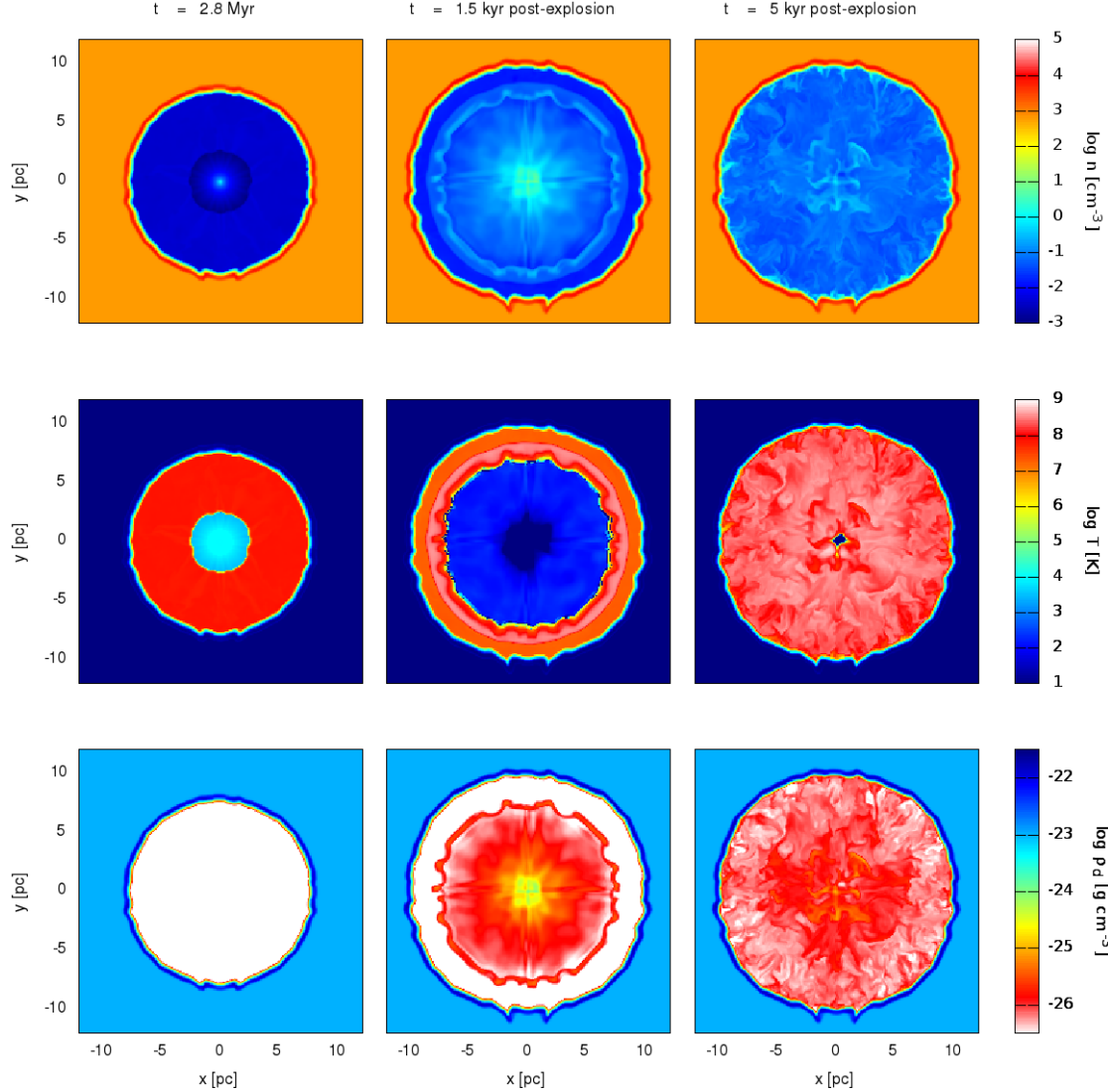


FIG. 4.— Same as Figure 3 but for the WDBb case at 2.8 Myr on the evolution of the stellar wind (left panels), and at 1500 years (middle panels) and 5000 years after the explosion (right panels).

As illustrated in the right panels of Figure 3 for the WDBa case, the SN blast wave is unable to overrun the wind-driven shell and the SNR ends-up being confined to roughly the size of that the wind-driven bubble had reached at 1 Myr. Panel *a* in Figure 5 shows that the wind-driven shell, let to evolve only during 1 Myr, is massive enough to prevent the blast wave to destroy a larger mass of ambient dust than the amount of dust able to survive in the SN ejecta.

Limited spatial resolution inhibits a complete calculation of a low-density case in which we could follow the full evolution of the wind-driven bubble during 3.8 Myr. This is due to the very large radius that the bubble would acquire that would prevent us to sufficiently resolve the early stages of the SNR evolution. However, it can be envisaged that an even smaller amount of ambient dust would be destroyed if the blast wave encounters an even more massive WDS than in case WDBa (see Table 1). We have also studied a high-density case (WDBb, $n_a = 1000 \text{ cm}^{-3}$) in which we let the massive star inject its stellar wind until core-carbon-exhaustion occurs given that the final core-collapse will proceed shortly after (~ 3.8

Myr). This simulation is inscribed into a cube $(54 \text{ pc})^3$ in a grid 256^3 .

Upon the SNR-WDS collision, the transmitted shock moves initially at a velocity of a few $\sim 1000 \text{ km s}^{-1}$. However, at 3.8 Myr the massive WDS is four orders of magnitude more massive than the SN ejecta and thus this velocity cannot be sustained for a long distance and sharply drops (Dwarkadas 2007). This also limits the relative importance of other grain disruption mechanisms which require high-velocity shock processing (e.g. kinetic sputtering and grain shattering, see Appendix A.2).

As depicted in panel *a* in Figure 5, only $\sim 5\%$ ($0.025 M_\odot$) of the dust mass injected by the SN are destroyed. Not only that, but about $\sim 0.28 M_\odot$ of ambient dust are destroyed ($\sim 0.025\%$ of the total amount of swept-up ambient dust). Thus, in both WDBa and WDBb cases, the massive WDS poses an almost unsurmountable barrier that prevents the SN blast wave from processing the majority of the ambient dust locked in the WDS.

In both WDB cases, the Sedov-Taylor phase is totally inhibited by strong radiative cooling, which becomes dominant early during the SNR evolution. Therefore, the en-

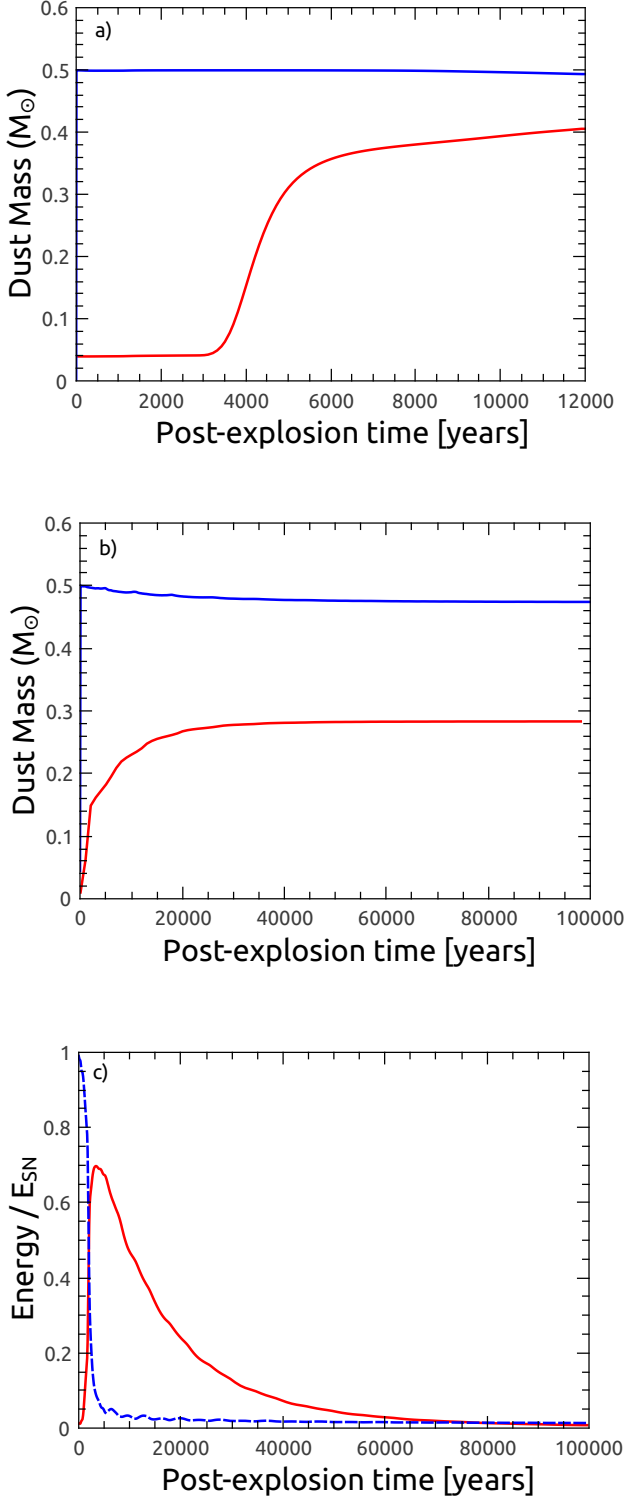


FIG. 5.— Explosions within wind-driven bubbles. Panels *a* and *b* depict the evolution of the SN ejecta dust mass (blue lines) and the mass of destroyed ambient dust by the leading and the transmitted SN blast wave (red lines) in the case of explosions occurring within wind-blown bubbles. Panel *a* shows the corresponding lines for the WDBa and panel *b* displays those of the WDBb case (see Table 1). Panel *c* presents the fraction of kinetic (blue dashed lines) and thermal (red solid lines) energies for the SNR in case WDBb (see also panel *d* in Figure 2)

ergy of the SN explosion is quickly radiated away rather than used to sustain gas and dust thermal collisions (see panel *c* in Figure 5 for the WDBb case).

The survival of ejecta dust is favored because of the SNR expansion within the low-density medium excavated by the stellar wind, similarly to what was found by MWP+18 for the case of clustered SNe evolving in a collective star cluster wind. On top of that, kinetic sputtering and grain shattering (not included in our simulations) will most likely be disfavored given that they also require a sufficient rate of gas-grain and grain-grain encounters and not only a large relative motion between impinging particles/grains (see Appendix A.2). As a result, the consideration of the full stellar mass-loss history has a profound impact on the survival of both, the ambient and the ejecta dust grains.

Note also that the presence of low dust density regions around SNRs does not necessarily imply, as previously suggested, that core-collapse SNe destroy more dust than what they produce (see bottom panels in Figure 4). Moreover, the SN ejecta dust will mostly radiate at near-to mid-infrared wavelengths, and therefore will be more difficult to observe in far-infrared and sub-millimeter maps.

We have neglected the presence of interstellar magnetic fields which can increase the thickness of the WDS as it re-expands driven by magnetic pressure, thus decreasing the mass density of the WDS (Ferriere et al. 1991). In that scenario, the transmitted shock could propagate farther into the WDS than in the absence of a magnetic field. However, not only the gas but also the dust mass density is reduced and thus the timescale for grain destruction within the WDS is increased ($\tau_{dest} \sim n^{-1}$) (see also van Marle et al. 2015, who showed that even in the presence of a strong interstellar magnetic field, an SN blast wave is still unable to overrun its encompassing massive WDS). Thus, the presence of an interstellar magnetic field is unlikely to change our conclusions significantly.

5. CONCLUDING REMARKS

Previous studies have estimated that SN explosions in homogeneous ambient media destroy more dust than what SNe are able to inject (e.g. Slavin et al. 2015; Lakićević et al. 2015; Temim et al. 2015). However, these estimates did not take into consideration the shaping of the interstellar gas during the pre-SN massive star evolution. During this stage, powerful stellar winds evacuate the ambient gas from the stellar vicinity, compressing it into an expanding dense shell. This may affect the supernova remnant evolution significantly.

Indeed, as shown by Tenorio-Tagle et al. (1990) and Franco et al. (1991), an SN blast wave is able to overrun an encompassing wind-driven shell only if its mass, M_{wds} , is small and comparable to mass of the SN ejecta, M_{ej} . In the other case, when $M_{wds} \gg M_{ej}$, the WDS becomes an unsurmountable barrier that confines the SNR within the wind-driven bubble.

Here we have shown, by means of three-dimensional hydrodynamical simulations, that this also affects the fate of pre-existing ambient and SN ejecta dust grains. The ambient dust grains accumulated in a massive wind-driven shell remain largely unaffected by thermal sputtering after the SNR-WDS collision. The dust ejected

by SNe is also mostly unaffected as the SNRs expand rapidly in the tenuous region previously excavated by the pre-existing stellar wind. Destruction of ejecta dust in such cases is caused, rather than by the passage of the reverse shock alone, by the reflection of the blast wave that catches-up with the reverse shock. In these cases, radiative cooling proceeds very rapidly and the SNRs do not pass through the Sedov-Taylor phase. Other grain destructive/disruptive processes are expected to be also inhibited in the WDS as the transmitted shock is weak and penetrates only into a very thin inner layer of the WDS. This also prevents the efficient mixing between the WDS matter and that from the wind/SN remnant. This situation is radically different from that occurring when the explosion is modeled in a homogeneous medium or embedded in a low-mass wind-driven shell, where one can expect that the blast wave and the reverse shock could destroy, by far, more dust than what can be produced after the SN explosion.

This study, together with the three-dimensional hydrodynamical simulations for the case of clustered SNe presented by Martínez-González et al. (2018), show that core-collapse SNe may supply dust efficiently to the ambient medium and that they do not destroy large amounts of the pre-existing dust in the surroundings. As the fraction of surviving ejecta dust might be very high, this result is also consistent with recent estimates of little dust destruction by SNe in the Local Group and in high-redshift galaxies (Gall & Hjorth 2018; Michałowski et al. 2019) and theoretical expectations that suggest that the bulk of dust in the early Universe must come from core-collapse SNe (Ferrara et al. 2016).

The authors thankfully acknowledge the computer resources, technical expertise and support provided by the Laboratorio Nacional de Supercomputo del Sureste de México, CONACYT member of the network of national laboratories. The authors thank the anonymous Referee for a careful reading and helpful suggestions which greatly improved the paper. This study was supported by CONACYT-México research grant A1-S-28458. S.M.G. also acknowledges support by CONACYT through Cátedra n.482. R.W. and J.P. acknowledge the support from project 19-15008S of the Czech Science Foundation and from the institutional project RVO:67985815 and the support by The Ministry of Education, Youth and Sports of the Czech Republic from the Large Infrastructures for Research, Experimental Development and Innovations project "IT4Innovations National Supercomputing Center LM2015070". A.F. acknowledges support from the ERC Advanced Grant INTERSTELLAR H2020/740120. Any dissemination of results must indicate that it reflects only the authors view and that the Commission is not responsible for any use that may be made of the information it contains. This research was supported by the Munich Institute for Astro- and Particle Physics (MIAPP) of the DFG cluster of excellence "Origin and Structure of the Universe". Partial support from the Carl Friedrich von Siemens-Forschungspreis der Alexander von Humboldt-Stiftung Research Award is kindly acknowledged. S.M.G. expresses gratitude to the Czech people for their hospitality during his 2016-2018 postdoctoral stay and the Erasmus+ programme of the European Union under grant number 2017-1-CZ01-KA203-035562 for his 2018 stay at the Instituto de Astrofísica de Canarias.

APPENDIX

*

A. APPENDIX

A.1. *Ambient Dust Processing during the Pre-SN Evolution*

We have taken into consideration the action of thermal sputtering during the whole pre-SN evolution of the wind-driven bubble. However, the ambient dust locked in the WDS is not significantly affected by thermal sputtering as the WDS cools down quickly to $\sim 10^4$ K.

This occurs in a timescale, τ_{cool} , approximately given by (Mac Low & McCray 1988):

$$\tau_{cool} = (2.3 \times 10^4) \left(\frac{Z_a}{Z_\odot} \right)^{-0.42} \left(\frac{n_a}{1 \text{ cm}^{-3}} \right)^{-0.71} \times \left(\frac{L_w}{10^{38} \text{ erg s}^{-1}} \right)^{0.29} \text{ years}, \quad (\text{A1})$$

where Z_a is the metallicity and n_a is the number density of the ambient medium and $L_w = \frac{1}{2} \dot{M}_w v_\infty^2$ is the wind mechanical luminosity. For cases and WDBa, the WDS cools down in ~ 250 kyr leading to the destruction of only $0.01 M_\odot$ of the dust locked in the WDS. For the WDBb, the WDS cools down in less than ~ 2000 years. These simple estimates of τ_{cool} ignore the contribution of dust grains to the cooling of the WDS; when taken into account (as in our numerical scheme and that by Everett & Churchwell 2010) these timescales are greatly reduced and therefore destruction of the ambient dust in the WDS is suppressed. Not only that but in the low-density cases, thermal sputtering becomes also inefficient as the number density inside the WDS is only a few particles per cm^{-3} .

A.2. *The Role of Kinetic Sputtering and Grain Shattering*

Our simulations have ignored some processes that can be important for grain destruction, i.e. kinetic sputtering and grain shattering as a result of grain-grain collisions. The disruption timescales via kinetic sputtering and grain shattering are (e.g. Hoang & Tram 2019):

$$\tau_{sp}^k = \frac{4a\rho_{gr}}{nm_H Y_{sp}^k v_{gr}}, \quad (\text{A2})$$

and

$$\tau_{gg} = \frac{4a\rho_{gr}\mathcal{D}}{3nm_H\delta v}, \quad (\text{A3})$$

where n is the gas number density, Y_{sp}^k is the sputtering yield, v_{gr} is the relative speed between gas and dust grains, \mathcal{D} is the dust-to-gas mass ratio and δv is the relative speed between colliding dust grains.

The upper panels in Figures 3 and 4 show that the number density of the bulk of the SN ejecta drops to $n \sim 10^{-1} - 10^{-2} \text{ cm}^{-3}$ when it is crossed by the reverse/reflected shock. For characteristic values of $a = 0.01 \mu\text{m}$, $Y_{sp}^k = 0.1$ (Hoang & Lee 2019), ejecta dust-to-gas mass ratio $\mathcal{D} \approx 0.5/5.08 \sim 10^{-1}$, $\rho_{gr} = 3 \text{ g cm}^{-3}$, $v_{gr} = 175 \text{ km s}^{-1}$ (Fry et al. 2018) and $\delta v_{gr} = 20 \text{ km s}^{-1}$ (Hoang & Tram 2019), the disruption timescale due to kinetic sputtering is $\tau_{sp}^k \sim 1.4 - 14 \text{ Myr}$, and that corresponding to grain-grain collisions is $\tau_{gg} \sim 4 - 41 \text{ Myr}$. The timescale for grain damping by gas-grain collisions is (Hoang et al. 2012):

$$\tau_{damp} = \frac{a\rho_{gr}}{n} \left(\frac{8m_H k_B T}{\pi} \right)^{-1/2}, \quad (\text{A4})$$

where k_B is the Boltzmann constant and $T \sim 10^8 \text{ K}$ is the gas temperature. τ_{damp} is much shorter ($\sim 4 - 40 \text{ kyr}$) than τ_{ksp} and τ_{gg} and thus these processes are not important for grains immersed into the shocked ejecta when the SNR evolves within a wind-driven bubble.

In the case of ambient dust grains locked-up in the WDS, the fact that the velocity of the transmitted shock drops sharply and goes quickly below the threshold shock velocity for grain shattering ($\sim 40 \text{ km s}^{-1}$, Jones et al. 1996) inhibits kinetic, thermal sputtering and grain-grain collisions for the vast majority of the WDS.

REFERENCES

- Asano, R. S., Takeuchi, T. T., Hirashita, H., & Nozawa, T. 2013, MNRAS, 432, 637
- Bocchio, M., Marassi, S., Schneider, R., et al. 2016, A&A, 587, A157
- Colella, P., & Woodward, P. R. 1984, Journal of Computational Physics, 54, 174
- Dwarkadas, V. V. 2005, ApJ, 630, 892
- Dwarkadas, V. V. 2007, ApJ, 667, 226
- Everett, J. E., & Churchwell, E. 2010, ApJ, 713, 592
- Ferrara, A., Viti, S., & Ceccarelli, C. 2016, MNRAS, 463, L112
- Ferriere, K. M., Mac Low, M.-M., & Zweibel, E. G. 1991, ApJ, 375, 239
- Franco, J., Tenorio-Tagle, G., Bodenheimer, P., & Rozyczka, M. 1991, PASP, 103, 803
- Fry, B. J., Fields, B. D., & Ellis, J. R. 2018, ArXiv e-prints, arXiv:1801.06859
- Fryxell, B., Olson, K., Ricker, P., et al. 2000, ApJ, 131, 273
- Gall, C., & Hjorth, J. 2018, ApJ, 868, 62
- Gomez, H. L., Vlahakis, C., Stretch, C. M., et al. 2010, MNRAS, 401, L48
- Haid, S., Walch, S., Naab, T., et al. 2016, MNRAS, 460, 2962
- Hoang, T., Lazarian, A., & Schlickeiser, R. 2012, ApJ, 747, 54
- Hoang, T., & Lee, H. 2019, arXiv e-prints, arXiv:1909.07001
- Hoang, T., & Tram, L. N. 2019, ApJ, 877, 36
- Hughes, J. P., Hayashi, I., & Koyama, K. 1998, ApJ, 505, 732
- Indebetouw, R., Matsuura, M., Dwek, E., et al. 2014, ApJ Lett, 782, L2
- Jones, A. P., Tielens, A. G. G. M., & Hollenbach, D. J. 1996, ApJ, 469, 740
- Kochanek, C. S. 2011, ApJ, 743, 73
- Kozasa, T., Nozawa, T., Tominaga, N., et al. 2009, in Astronomical Society of the Pacific Conference Series, Vol. 414, Cosmic Dust - Near and Far, ed. T. Henning, E. Grün, & J. Steinacker, 43
- Lakićević, M., van Loon, J. T., Meixner, M., et al. 2015, ApJ, 799, 50
- Mac Low, M.-M., & McCray, R. 1988, ApJ, 324, 776
- Martínez-González, S., Silich, S., & Tenorio-Tagle, G. 2014, ApJ, 785, 164
- Martínez-González, S., Tenorio-Tagle, G., & Silich, S. 2016, ApJ, 816, 39
- Martínez-González, S., Wünsch, R., & Palouš, J. 2017, ApJ, 843, 95
- Martínez-González, S., Wünsch, R., Palouš, J., et al. 2018, ApJ, 866, 40
- Matsuura, M., Dwek, E., Barlow, M. J., et al. 2015, ApJ, 800, 50
- Micelotta, E. R., Dwek, E., & Slavin, J. D. 2016, A&A, 590, A65
- Michałowski, M. J., Hjorth, J., Gall, C., et al. 2019, arXiv e-prints, arXiv:1910.06327
- Nozawa, T., Kozasa, T., Habe, A., et al. 2007, ApJ, 666, 955
- Nozawa, T., Kozasa, T., Umeda, H., Maeda, K., & Nomoto, K. 2003, ApJ, 598, 785
- Różyczka, M., Tenorio-Tagle, G., Franco, J., & Bodenheimer, P. 1993, MNRAS, 261, 674
- Schaller, G., Schaerer, D., Meynet, G., & Maeder, A. 1992, A&AS, 96, 269
- Schneider, R., Ferrara, A., Natarajan, P., & Omukai, K. 2002, ApJ, 571, 30
- Schure, K. M., Kosenko, D., Kaastra, J. S., Keppens, R., & Vink, J. 2009, A&A, 508, 751
- Sedov, L. I. 1959, Similarity and Dimensional Methods in Mechanics
- Slavin, J. D., Dwek, E., & Jones, A. P. 2015, ApJ, 803, 7
- Smith, N. 2016, ArXiv e-prints, arXiv:1612.02006
- Sukhbold, T., Ertl, T., Woosley, S. E., Brown, J. M., & Janka, H.-T. 2016, ApJ, 821, 38
- Szécsi, D., & Wünsch, R. 2019, ApJ, 871, 20
- Tang, X., & Chevalier, R. A. 2017, MNRAS, 465, 3793
- Temim, T., Dwek, E., Tchernyshyov, K., et al. 2015, ApJ, 799, 158
- Tenorio-Tagle, G., Bodenheimer, P., Franco, J., & Rozyczka, M. 1990, MNRAS, 244, 563
- Tenorio-Tagle, G., Rozyczka, M., Franco, J., & Bodenheimer, P. 1991, MNRAS, 251, 318
- Todini, P., & Ferrara, A. 2001, MNRAS, 325, 726
- van Marle, A. J., Meliani, Z., & Marcowith, A. 2015, A&A, 584, A49
- Vink, J. S., de Koter, A., & Lamers, H. J. G. L. M. 2001, A&A, 369, 574
- Wünsch, R., Tenorio-Tagle, G., Palouš, J., & Silich, S. 2008, ApJ, 683, 683