

Two Coupled Chains are Simpler than One: Field-induced Chirality in a Frustrated Quantum Spin Ladder

M. Pikulski,¹ T. Shiroka,^{1,2,*} F. Casola,^{1,†} A. P. Reyes,³ P. L. Kuhns,³ S. Wang,^{2,4} H.-R. Ott,^{1,2} and J. Mesot^{1,2}

¹Laboratory for Solid State Physics, ETH Zürich, CH-8093 Zürich, Switzerland

²Paul Scherrer Institut, CH-5232 Villigen PSI, Switzerland

³National High Magnetic Field Laboratory, Florida State University, Tallahassee, FL 32310, USA

⁴Laboratory for Quantum Magnetism, Ecole Polytechnique Fédérale de Lausanne, CH-1015 Lausanne, Switzerland

Although the frustrated spin chain (zigzag chain) is a Drosophila of frustrated magnetism, the understanding of a pair of coupled zigzag chains (frustrated spin ladder) in a magnetic field is incomplete. We address this problem through nuclear magnetic resonance (NMR) experiments on BiCu_2PO_6 in magnetic fields up to 45 T, revealing a field-induced spiral magnetic structure. Conjointly, we present advanced numerical calculations showing that even moderate rung coupling dramatically simplifies the phase diagram below half-saturation magnetization by stabilizing a field-induced chiral phase. Surprisingly for a one-dimensional model, this phase and its response to Dzyaloshinskii-Moriya (DM) interactions adhere to classical expectations. While explaining the behavior at the highest accessible magnetic fields, our results imply a different origin for the solitonic phases occurring at lower fields in BiCu_2PO_6 . An exciting possibility is that the known, DM-mediated coupling between chirality and crystal lattice gives rise to a new kind of spin-Peierls instability.

PACS numbers: 75.25.-j, 75.10.Jm, 75.10.Pq, 76.60.-k

Despite previous studies,^{1–5} the effects of external magnetic fields on materials in which antiferromagnetic (Heisenberg) exchange interactions between spin- $1/2$ moments form quasi one-dimensional frustrated spin ladders (Fig. 1) are not fully understood. The frustrated ladder model⁶ encompasses the unfrustrated spin ladder⁷ and the spin chain with frustrating next-nearest neighbor (NNN) interactions (zigzag chain),⁸ as limiting cases for $J_2 = 0$ and $J_\perp = 0$, respectively.⁹ Given a sufficiently-strong frustration ratio J_2/J_1 in the latter case, both aforementioned systems adopt a spin-singlet ground state with a spin gap and short-range spin correlations only^{7,10,11}—two hallmarks of quantum spin liquids (QSLs).¹²

Closing the gap by applying a magnetic field typically induces magnetic order in such systems.¹³ For example, a field-induced Bose-Einstein condensation (BEC) of mobile spin-triplet excitations (triplons) gives rise to antiferromagnetic (AFM) order in the unfrustrated spin ladder with dominant rung exchange J_\perp .¹⁴ On the other hand, the frustration of the zigzag chain entails dimerization¹⁵ and incommensurate, spiral-like spin correlations,^{16,17} resulting in more complicated field-induced phases.¹⁸ In particular, the zigzag chain supports field-induced chiral order,^{18–21} which can be described as a condensation of magnetic excitations with incommensurate wavevector.²² This order is characterized by translationally-invariant expectation values of the longitudinal component of the chirality operator $\kappa_{ij} = \mathbf{S}_i \times \mathbf{S}_j$ (cf. Eq. 7 in Ref. 23) quantifying the “twist” of the magnetic structure along a bond (i, j) between two magnetic sites with spin operators \mathbf{S}_i and \mathbf{S}_j .²⁰ Note that chiral order only breaks¹⁷ the discrete reflection symmetry P (Fig. 1) and can therefore occur even in the absence of ordered moments.²⁴

Intuitively, the ordered state corresponds to a spiral structure with fixed handedness (left- or right-handed), but undefined propagation phase. This is plausible, given that such spiral structures form the ground states of the classical zigzag chain ($S \rightarrow \infty$) and are, indeed, expected to arise if residual interladder couplings permit conventional long-range magnetic order.¹⁸ Such spiral order corresponds to a secondary breaking of the $U(1)$ symmetry emerging²² from

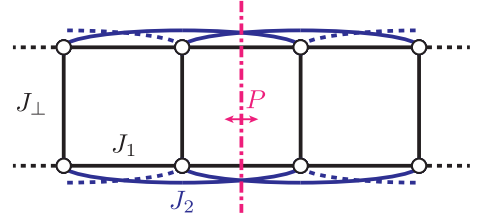


Figure 1 | Frustrated spin ladder. A finite segment of the infinitely-extended frustrated spin-ladder model. Vertices correspond to spin- $1/2$ magnetic moments, while edges represent the relevant exchange interactions J_1 , J_2 , and J_\perp . The system exhibits a reflection symmetry denoted as P .

the combination of lattice-translation invariance and incommensurate spin correlations.¹ Conceptually, this is similar to the aforementioned appearance of long-range AFM order following a field-induced BEC of triplons in the unfrustrated spin ladder.

The zero-field ground-state phase diagram of the frustrated spin ladder (Fig. 1) essentially interpolates between the unfrustrated spin ladder and the zigzag chain.⁹ Specifically, the dimerized character of the zigzag chain is retained for small rung couplings, whereas stronger rung couplings yield a uniform ground state with dominant resonating-valence-bond (RVB) contributions from the rung bonds.^{6,9} As in the zigzag chain, sufficient frustration induces incommensurate spin correlations⁹ and chiral order thus becomes possible.^{2,5}

Our work aims at understanding the intriguing variety of field-induced phases reported previously^{5,30,31} for BiCu_2PO_6 ,²⁵ which is believed to be described by the frustrated spin-ladder model depicted in Fig. 2.^{1,27,28,32–35} We address this question through both new calculations and new high-field experiments. Moreover, to allow a mean-

¹ Note that this quasi-continuous $U(1)$ -symmetry persists even if the continuous $SU(2)$ symmetry of the magnetic moments themselves is fully lifted, e.g., by an external magnetic field and DM interactions.

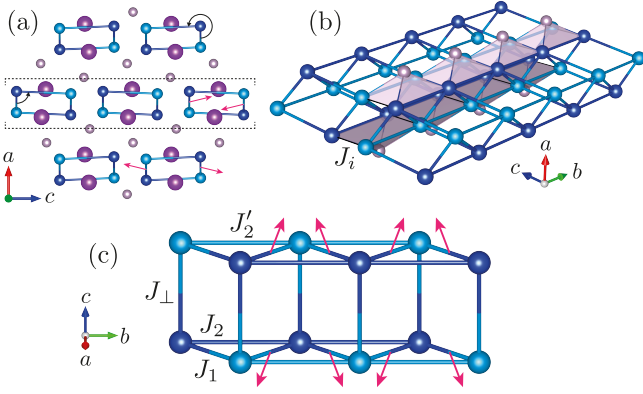


Figure 2 | Crystal structure of BiCu_2PO_6 . The positions²⁵ of Cu (light and dark blue), P (gray) and Bi (purple) are shown; O sites have been omitted for clarity. Exchange interactions¹ (J_1 , J_2' , J_2 , J_\perp , and J_i) are depicted by blue (intraladder couplings) and black (interladder couplings) lines. (a) View along b , illustrating the two ladder orientations. Dashed lines mark one ladder layer. (b) Two ladder units. Hyperfine couplings²⁶ between ^{31}P nuclei and Cu sites are represented by gray pyramids. (c) Single ladder. Magenta arrows in (a) and (c) illustrate the staggering of the transverse and parallel components, D_1^{ac} and D_1^b , of the DM vectors^{27,28} on the nearest-neighbor bonds [projected into bc plane in (c)]. Illustrations created using VESTA.²⁹

ingful comparison with the real compound, our considerations account for the presence of two inequivalent magnetic sites with corresponding next-nearest neighbor (NNN) couplings (J_2' and J_2),¹ as well as various symmetry-allowed Dzyaloshinskii-Moriya^{36,37} (DM) interactions.^{27,28} Previous numerical calculations for BiCu_2PO_6 revealed the appearance of field-induced chirality for a particular choice of model parameters.⁵ However, the dependence of the field-induced chiral phase on the exchange couplings and on the DM interactions was not considered in detail. The calculations further seemed to indicate the presence of another magnetic phase at low system magnetizations. On the other hand, similar features had been attributed to convergence problems in previous work on the zigzag chain.³⁸ In the following, we report the results of *comprehensive numerical calculations* for the frustrated ladder model [Fig. 2(c)], which clarify that (i) a field-induced chiral phase generally appears for sufficiently strong frustration and rung coupling, and (ii) no additional field-induced phases occur at lower magnetizations. Overall, the field-induced phases occurring below half-saturation magnetization are much more similar to the classical ground state than for an isolated zigzag chain.

To connect our calculations with the experimentally-tangible reality, we present ^{31}P nuclear magnetic resonance (NMR) data collected on BiCu_2PO_6 in high magnetic fields $\mathbf{H} \parallel \mathbf{b}$. For this orientation, magnetic phase transitions were observed at critical fields $\mu_0 H_{c1} \simeq 20$ T and $\mu_0 H_{c2} \simeq 34$ T (for $T \sim 0$ K).³⁰ The state above H_{c1} was interpreted as a soliton lattice, and an instability towards chiral order at even higher fields was proposed.⁵ Our new data are consistent with the latter prediction and we offer new insights by discussing the results in view of our new calculations, as well as other experiments, including measurements of the electric polarization.³⁹

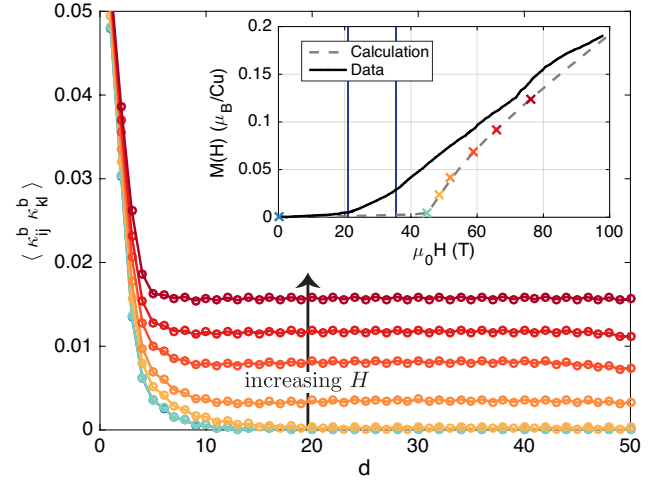


Figure 3 | Chiral correlations Correlations of longitudinal chirality κ_{ij}^b on two nearest-neighbor bonds $\langle ij \rangle$ and $\langle kl \rangle$ as a function of distance d along the ladder leg, calculated for different magnetic fields (cf. inset). Inset: Calculated magnetization, along with data reported in Ref. 31. Crosses indicate the fields at which the correlation functions shown in the main panel were evaluated and vertical blue lines correspond to the experimental H_{c1} and H_{c2} values.³⁰

RESULTS

Numerical calculations for the frustrated-ladder model.

We model the system shown in Fig. 2(c) using the spin Hamiltonian²⁸

$$H = \sum_{\langle ij \rangle} [J_{ij} \mathbf{S}_i \cdot \mathbf{S}_j + \mathbf{D}_{ij} \cdot (\mathbf{S}_i \times \mathbf{S}_j) + \mathbf{S}_i \cdot \mathbf{F}_{ij} \cdot \mathbf{S}_j] \quad , \quad (1)$$

where $\langle ij \rangle$ iterates over pairs of interacting sites i and j , and \mathbf{D}_{ij} denotes the DM vectors. The symmetric tensor \mathbf{F}_{ij} (\mathbf{D}_{ij}) arises for anisotropic superexchange interactions.^{40,41} We assume that $\mathbf{H} \parallel \mathbf{b}$ in the experiment, which replaces the two inequivalent \mathbf{g} -tensors by scalars. Further details regarding the modeling are described in Methods.

Calculated correlation functions of the longitudinal chirality are shown in Fig. 3. The correlations are short ranged until the applied magnetic field is large enough to suppress the spin gap (kink in the calculated magnetization) and become long ranged immediately thereafter. In accordance with an incipient order with spiraling transverse magnetic moments, the asymptotic behavior of the transverse spin correlations concomitantly switches from short-ranged to slowly-decaying.

The above behavior is robust against moderate DM interactions (see Methods). Since the DM interactions can be written as $\mathbf{D}_{ij} \cdot \mathbf{\kappa}_{ij}$, it is natural to expect DM-induced twist and tilt distortions for classical spiral structures (see, e.g., Ref. 42). The latter case is illustrated in Fig. 4. Indeed, we found the correlation functions in the field-induced chiral phase of the ideal one-dimensional quantum system to be altered accordingly in the presence of DM interactions.

The influence of the exchange interactions, in the absence of DM interactions, is illustrated in Fig. 5. Note that we assumed two inequivalent NNN bonds ($J_2' \neq J_2$) for consistency with our experimental work on BiCu_2PO_6 , which deviates from $J_2' = J_2$ used in Ref. 9. However, besides allowing for different ordered moments on the two magnetic sites, we find no effects of this assumption on the zero-field

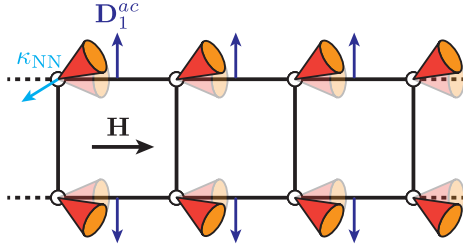


Figure 4 | Spiral structure with DM-induced distortions. Schematic illustration of tilt distortion expected due to the transverse DM interaction D_1^{ac} [Fig. 2(c)]. The cones represent canted spiraling magnetic moments with incommensurate propagation along the leg direction and κ_{NN} denotes the vector chirality on the nearest-neighbor leg bonds. Opaque (transparent) colors are used to depict the situation with (without) DM interactions.

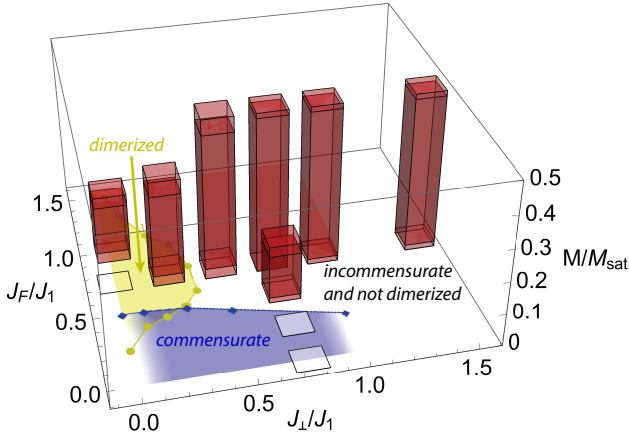


Figure 5 | Influence of exchange couplings. Magnetization region occupied by the chiral phase (red bars), as a function of exchange couplings [$J_F = (J_2 + J_2')/2$, $J_2/J_2' = 2$ fixed]. The magnetization M is normalized to the saturation magnetization M_{sat} . Transparency is used to indicate uncertainties. The zero-field phase boundaries towards the dimerized (light green) and commensurate phases (blue) of the frustrated ladder with $J_2 = J_2'$,⁹ redrawn using data points provided by the authors of Ref. 9, are included for comparison.

phase diagram or the field-induced chiral phase mapped in Fig. 5 (see Methods).

High-field NMR. Figure 6(a-b) shows the measured NMR spectra and relaxation rates. The effects of decreasing temperature in high fields (a) and of increasing field at low temperature (b) are similar. The ^{31}P -NMR spectrum, which reflects the distribution of internal magnetic fields at the P site, first evolves from a single line (dark blue spectra) to a three-peak structure (light blue spectra) reported⁵ earlier (see Methods). At even higher fields, a fourth peak develops (orange spectra). These distinct changes are accompanied by peaks in the spin-lattice relaxation rate T_1^{-1} , which are indicative of slow magnetic fluctuations. Together with the smooth evolution of the spectra, this confirms³⁰ the presence of two second-order phase transitions at temperatures and fields consistent with Ref. 30.

DISCUSSION

Based on the behavior of the calculated correlation functions (cf. Fig. 3), a field-induced chiral—or, accordingly, spiral—

phase is the only phase expected to appear at magnetizations which are of experimental relevance for BiCu_2PO_6 . More generally, Fig. 5 admits the conjecture that a direct field-induced transition from the spin-singlet ground state to a chiral phase occurs for all sets of exchange couplings giving rise to a non-dimerized ground state with incommensurate spin correlations. The latter aspect is consistent with the fact that the breaking of the reflection symmetry P requires a ground state with low-symmetry lattice momentum,²² whereas the former condition suggests that dimerization and chirality are competing phenomena. Comparison with the phase diagram¹⁸ of the isolated zigzag chain ($J_{\perp} = 0$) finally shows that the field-induced chiral phase of the frustrated spin ladder is connected to that of the zigzag chain in the space of exchange couplings. Moreover, the rung coupling is found to simplify the phase diagram below half-saturation magnetization by suppressing the various competing phases in favor of a single field-induced chiral phase. Remarkably, due to the similarity between chiral order and the classically-expected spiral structures revisited in the introduction, the frustrated two-leg ladder thus turns out to be “much more classical” than an individual zigzag chain. This observation is further corroborated by the fact that the DM-induced changes to the correlation functions are consistent with those expected for classical spiral structures.

After these general results for the frustrated ladder system, we discuss the high-field NMR spectra obtained in BiCu_2PO_6 in more detail. Based on the calculations reported in Ref. 5 and this work, a field-induced incommensurate spiral structure—possibly with DM-induced distortions—is expected to appear in BiCu_2PO_6 . With the usual assumption of linear hyperfine couplings, such magnetic structures quite generally give rise to double-horn spectra like the one depicted in the inset of Fig. 6(c).⁴³ Indeed, after allowing for a Gaussian broadening, the experimental data can be fitted using a symmetric superposition of two double-horn contributions [Fig. 6(c)].ⁱⁱ

Given the absence of contrary indications, the magnetic unit cell is taken to coincide with the crystallographic one. There are four translationally-inequivalent P sites, each of which is expected to yield an individual double-horn contribution to the NMR spectrum when a sinusoidal magnetic order with incommensurate variation along b is adopted. These sites are related by three space-group reflections. Hence—although it incidentally agrees with previous simulations⁵—, the observation of two double-horn contributions with an intensity ratio compatible with 1 : 1 (see Methods) indicates a field-induced breaking of one of these reflection symmetries.

Note that BiCu_2PO_6 exhibits two types of magnetic layers, which become inequivalent in magnetic fields $\mathbf{H} \parallel b$ [black arrows in Fig. 2(a)]. This provides a natural explanation for the observed NMR line shape. At the level of the spin-Hamiltonian governing electronic and nuclear magnetic moments, this scenario corresponds to a significantly nonlinear coupling with the external magnetic field. Even a

ⁱⁱ The additional sub-structure of the narrow spectral component is related to the sample alignment and therefore not considered further (see Methods).

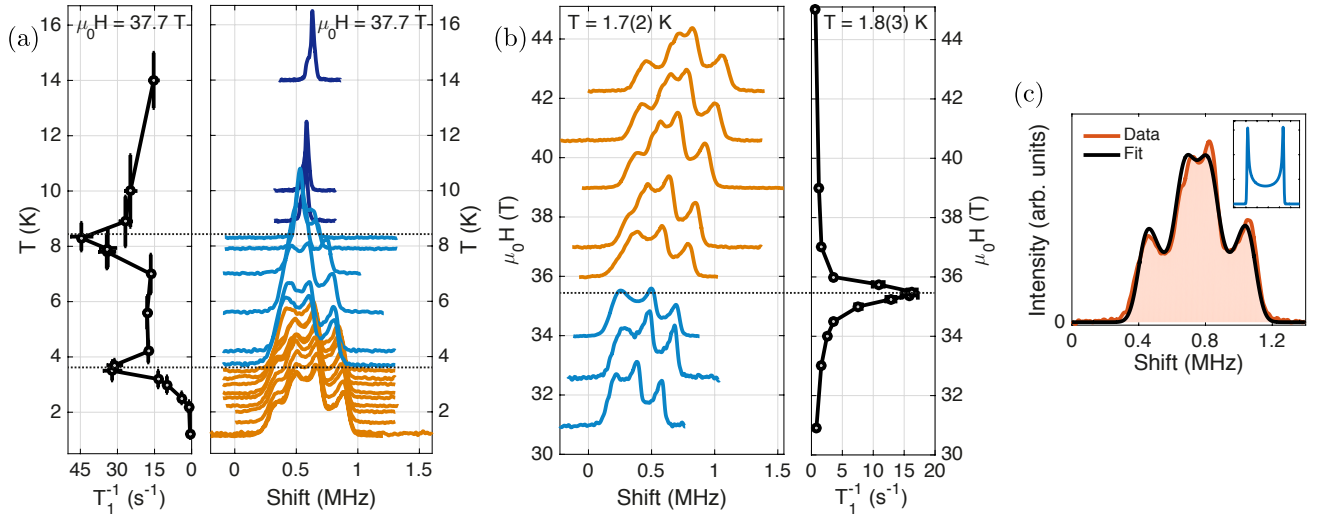


Figure 6 | High-field NMR data. (a-b): ^{31}P -NMR spectra and relaxation rates T_1^{-1} of BiCu_2PO_6 , as function of (a) temperature T and (b) magnetic field $\mu_0 H$ ($H \parallel b$). The baseline ordinates of the spectra encode the corresponding temperatures and magnetic fields, respectively. Spectra are normalized to their maximal intensities. Colors distinguish different phases and dotted lines indicate the approximate locations of the peaks in T_1^{-1} . (c): ^{31}P -NMR spectrum measured at $\mu_0 H = 42.2$ T and $T = 1.7$ K, along with the fitted line shape. The inset shows a typical double-horn spectrum.

coupling between the magnetic field and the longitudinal chirality of the magnetic moments is conceivable. However, in this case, the experimentally-observed coincidence of the centers of the two double-horn contributions would be accidental, which is why we now turn to the scenario of negligible non-Zeeman terms. While the in-plane AFM couplings J_\perp and J_i ^{28,34,44} [Fig. 2(a-b)] constrain the magnetic structure within each magnetic layer, the coupling between adjacent magnetic layers is weak.³⁴ The observed NMR spectra can then be explained if residual interlayer couplings give rise to a stacking of magnetically-ordered layers which is not symmetric along the crystallographic a -direction. While the significance of quantitative parameter estimates is limited, we find that plausible solutions reproducing the data shown in Fig. 6(c) exist in general within the aforementioned class of spiral magnetic structures (see Methods). Furthermore, since the dipole fields created by adjacent magnetic layers decay rapidly with distance along a , a randomly-stacked structure in which the propagation phase of adjacent magnetic layers differs by $\pm\delta$ (with δ fixed) is, in fact, sufficient to explain the results. Thus, the observed NMR spectrum [Fig. 6(c)] is fully consistent with a spiral magnetic structure, as it is expected to emerge due to field-induced chirality in the frustrated-ladder model in the vicinity of interladder couplings.

An electric polarization oriented predominantly along a has been reported to appear at H_{c2} in an order-parameter-like manner.³⁹ Indeed, magnets exhibiting spiral order often are improper ferroelectrics.⁴⁵ In BiCu_2PO_6 , magnetic fields $H \parallel b$ preserve a two-fold screw-axis symmetry, which the magnetic order must break in order to induce a polarization perpendicular to b . This corroborates the aforementioned reduced-symmetry stacking of magnetic layers.

Considering the NMR spectra in Fig. 6, we notice increasing distortions upon approaching the H_{c2} phase boundary from higher fields or lower temperatures, respectively, which indicates the appearance of defects (solitons or domain walls). This is consistent with results of en-

tropy measurements,³¹ while data from electric-polarization experiments³⁹ suggest that these objects are chiral.^{46,47} Their detailed structure or location are hard to infer from NMR data alone, since the hyperfine couplings involve sites with very different propagation phases. Still, the regularity of the distortions implies that defects appear at well-defined locations with respect to the magnetic structure. Such localization effects can be due to interladder and/or magneto-elastic³⁵ couplings, as in CuGeO_3 .^{48–52}

While the numerical predictions of a field-induced chiral phase are consistent with the experimental data, previous numerical signs⁵ of solitonic behavior could not be substantiated. We interpret this as a pointer to the importance of interactions beyond the one-dimensional frustrated-ladder model at magnetic fields $H \lesssim H_{c2}$ (cf. preceding paragraph). Since DM interactions couple chirality and crystal structure,^{53,54} one exciting possibility is that they give rise to a new, DM-based variation of the spin-Peierls instability with associated solitons known⁵² from CuGeO_3 . Also, the same unknown interactions may explain the apparent discrepancies between the calculated and measured³¹ magnetization curves already discussed in Ref. 1 (see also Ref. 55). Future experimental identification of these interactions is crucial to unraveling the precise nature of defects in BiCu_2PO_6 .

To conclude, we performed numerical calculations which enabled us to clarify a part of the in-field phase diagram of the frustrated spin ladder model and presented experimental evidence that the field-induced phase observed in BiCu_2PO_6 for $H > H_{c2}$ ($H \parallel b$) has a spiral magnetic structure. Our numerical results show that this order is driven by the field-induced chirality in the individual one-dimensional ladder units, whereas the presence of spiraling ordered moments is a mere secondary effect due to the presence of suitable interladder couplings. Whilst the frustration within each ladder leg is essential for the field-induced chirality, the rung bonds of the ladder support this effect by weakening the apparently competing dimer order. Furthermore, our experiments indicate that the behavior of BiCu_2PO_6 at magnetic fields below,

or comparable to, H_{c2} is governed by defects not captured by the present one-dimensional model. High-field diffraction experiments could help reveal the nature of such defects, as well as probe the possible magnetic-structure and lattice distortions in the field-induced spiral phase.

METHODS

Numerical calculations. The Hamiltonian (1) is studied using exact diagonalization and density-matrix renormalization group⁵⁶ (DMRG). Following previous work,⁵ we consider individual spin operators S_i , the dimer operator $S_i \cdot S_j$, as well as the chirality κ_{ij} , and compute their correlation functions for individual ladders. The field-induced phases are identified by inspecting the aforementioned correlation functions (see, e.g., Ref. 18) and the associated structure factors. The correlation functions are averaged over several reference sites/bonds close to the center of the ladder.⁵⁷ Convergence⁵⁸ of the results as function of matrix bond dimension and number of optimization sweeps is checked. Moreover, the ground-state degeneracy is accounted for. Finite-size effects⁵⁷ were checked by performing calculations for several system sizes. The abscissa range shown in Fig. 3 was restricted to exclude regions strongly affected by the open system boundaries.

The symmetric anisotropy tensor Γ_{ij} is given by^{40,41}

$$\Gamma_{ij} = \frac{D_{ij} \otimes D_{ij}}{2J_{ij}} - \frac{D_{ij}^2}{4J_{ij}}. \quad (2)$$

Two representative parameter sets—without (A) and with (B) DM interactions, respectively—are primarily considered in this work:

Set	J_1/k_B	J_\perp/J_1	J'_2/J_1	J_2/J_1	D_1^{ac}/J_1	D_1^b/J_1
A ¹	140 K	0.75	0.5	1	0	0
B ^{27,28}	116 K	1	1	1	0.3	0.3

The onset of chiral order and the absence of additional field-induced phases at low magnetization values were checked by simulating systems consisting of up to $L = 256$ (128) rungs using bond dimensions of up to $m = 2048$ (512) for parameter set A (B). The results shown in Fig. 3 were obtained using the more recent^{27,28} parameter set B. Small differences between chiral correlations at even and odd distances are due to the staggered DM interactions D_1^b [see Fig. 2(c)].

In order to make use of S_{tot}^z conservation, most calculations were performed with a fixed g-factor ($g=2$). Note that the assumption of site-independent g-factors $g_1 = g_2$ is implicit to parameter set B.^{27,28} For parameter set A, inclusion of the site-dependent g-factors fitted for $\mathbf{H} \parallel b$ ($g_1 = 1.78$, $g_2 = 2.19$) did not affect any of the reported conclusions. The data shown in Fig. 5 were obtained by varying parameter set A as indicated in the figure. Here, the uncertainties in the phase boundaries are due to practical limitations (except for parameter set A, $L = 64$ and $m = 512$ were used). Taking $\Delta J_F = J_2 - J'_2 \rightarrow 0$ for parameter set A [while keeping $J_F = (J'_2 + J_2)/2$ constant] did not affect the field-induced phases below half-saturation magnetization and the results obtained for $J_\perp = 0$ were consistent with those reported in Ref. 18. Moreover, the zero-field ground states were consistent with those reported⁹ for $\Delta J_F = 0$. Hence, the comparison of our results with previous results⁹ obtained for the case $J'_2 = J_2$ is justified.

To study the effect of the DM interactions, we augmented parameter set A by individual symmetry-allowed DM terms ($D_1^b = 0.2J_1$, $D_1^{ac} = 0.35J_1$, $D_4^b = 0.2J_1$, $D_2^{ac} \approx D_2^a = 0.4J_1$, and $D_2^{ac} \approx D_2^c = 0.4J_1$; cf. Refs. 55, 27). For historical reasons and following standard practice,^{59–63} we set $\Gamma_{ij} = 0$ in these calculations. In all considered cases, the field-induced chiral phase persisted up to magnetizations of at least $\sim 20\%$ of the saturation magnetization.

Additional results and details are documented in Ref. 55.

High-field NMR: Experimental details. The NMR shifts are reported relative to a standard ^{31}P reference.⁶⁴ The total uncertainty of the field calibration is estimated as 0 to 150 ppm (mostly correlated and systematic), with a tendency to overestimate the magnetic field at the sample position. The spin-lattice relaxation rate T_1^{-1} was obtained by fitting a stretched-exponential recovery, with stretching exponents ranging from 0.6 to 1. The single-crystalline BiCu_2PO_6 sample⁶⁵ was mounted on an NMR probe featuring a two-axis rotator. After pre-alignment in a superconducting magnet at 15 T (using the angular dependence⁶⁶ of

the ^{31}P -NMR shift), the sample was realigned *in-situ* in the high-field magnet. Differences with respect to Ref. 5 are attributed to the lack of such an alignment facility in the previous experiments. Nevertheless, a small residual misalignment remained due to technical limitations. In fact, the fine structure of the NMR spectra shown in Fig. 6 (cf. footnote ii) was found to disappear upon a subtle change of sample orientation (checked at $\mu_0 H = 37.7$ T). The low-frequency shoulder visible in the dark-blue data plotted in Fig. 6(a) appeared to be affected by the sample orientation as well, which suggests an experimental origin. Additional ^{31}P -NMR and magnetization measurements performed after the high-field experiments confirmed the sample integrity.

High-field NMR: Relative intensities. The relative intensity of the two double-horn components fitted to the data in Fig. 6(c) is approximately 3 : 2. Yet, the group of reflections linking the four translationally-inequivalent ^{31}P sites (see main text) is isomorphic to $Z_2 \times Z_2$. Therefore, essential degeneracies can only give rise to one, two, or four double-horn contributions with *equal* intensities. There are two possible causes for the apparently reduced amplitude of the narrow component of the spectrum. First, the nuclear-spin dynamics are most likely non-uniform across the NMR spectrum, as evidenced by the fact that a comb of 50 saturation pulses fully suppressed the signal at frequencies close to the edge of the spectrum, while failing to do so for frequencies near the center of the line (at $\mu_0 H = 42.2$ T, $T = 1.7(2)$ K; nuclear polarization probed after 30 ms $\ll T_1$). Second, the NMR spectra were obtained by summing Fourier-transformed spin-echoes recorded at different frequencies.⁶⁷ Since signals were strong in general, non-linear response of the receiving electronics could have led to reduced intensities of the central peak.

Coupling parameters and uncertainties. The hyperfine field B_{hf} at each ^{31}P nucleus is written as $B_{\text{hf}} = \sum_i (A_i + D_i) \mu_i$, with the sum running over all electronic magnetic moments $\mu_i = -\mu_B g_i \langle S_i \rangle$. After fixing the exchange couplings (J_1, J'_2, J_2, J_\perp) proposed in Ref. 1, the g-tensors g_i of the two magnetic sites were obtained by fitting the results of full-spectrum exact-diagonalization calculations to the low-field magnetization data from Ref. 66.⁵⁵ Approximate C_{2v} -symmetry⁶⁶ of the CuO_4 plaquettes²⁵ is assumed. We further assume that the g-tensors are symmetric and positive. It turns out that only one of the two approximate C_{2v} -symmetry-axes differs significantly between the two Cu sites. Subsequently, the anisotropic hyperfine couplings A_i , linking²⁶ each P nucleus to four surrounding magnetic sites [Fig. 2(b)], can be estimated from the angular dependence of the NMR shift in the paramagnetic state of pristine and slightly Zn-doped BiCu_2PO_6 .^{55,66} We assume that the corresponding matrices are symmetric.⁶⁶ The dipole couplings D_i are treated by means of a plane-wise summation technique,^{68,69} using the crystal structure reported in Ref. 25. By repeating the analysis with $J'_2 = J_2 = 0.75J_1$, we estimate uncertainties up to the order of 25% for the elements of the matrices A_i , g_i , and 10% for those of g_i .⁵⁵ Note, however, that more pessimistic considerations suggest errors of order 100% and more.⁵⁵ The details of the above analyses are beyond the scope of this work and have been documented in Refs. 66 and 55.

Models for the NMR line shape. The NMR spectrum expected for any hypothetical magnetic structure can be calculated if the following properties are known: (i) the g-tensors for both magnetic sites, (ii) the matrices describing the hyperfine couplings, and (iii) the crystal structure. While the former two can be estimated from low-field data, the resulting parameters have large uncertainties (see preceding section). Moreover, a magnetic field lowers the crystal symmetry (see main text), such that field-induced lattice deformations could in principle alter any of the three aforementioned properties. In addition, the quantitative information contained in the NMR spectrum [Fig. 6(c)]—i.e., the widths and the center frequency of the two double-horn components—is insufficient to constrain even the simplest spiral models. Despite these limitations, quantitative analyses of the NMR line shape were attempted and shall be briefly described in the following.

Following the main text, a spiral magnetic structure analogous to that shown in Fig. 4 is assumed to form within each magnetic layer of BiCu_2PO_6 . The propagation wavenumber along b is fixed to $q_b = 0.574$.^{28,34} We also include a tilt of the spiral axis, as it is expected to occur due to the recently-suggested²⁸ DM interaction D_1^{ac} . The twist-distortion associated with the also suggested²⁸ DM interaction D_1^b is not considered—in order to limit the number of degrees of freedom and because numerical calculations suggest that the associated angles are smaller.⁵⁵ Since the longitudinal magnetization determines only the NMR shift, but not the NMR line shape, we end up with five parameters (the wavenumber q_a describing the propagation of the

magnetic structure along a , two tilt angles, and two transverse ordered moments $m_{\perp,i} \leq 0.5\hbar$, which are adjusted in order to reproduce the widths of the two observed double-horn contributions shown in Fig. 6(c). To account for the aforementioned uncertainties, we consider corresponding one- and two-parameter variations of the coupling parameters. For each resulting set of coupling parameters, candidate solutions reproducing the experimental data exist. Furthermore, the aforementioned model has been generalized to include random stacking configurations of magnetically-ordered layers. In particular, taking a candidate solution with $q_a = 0.5$ and recomputing the line shape assuming a random stacking scenario with co-aligned chirality and phase shift $\delta = \pm\pi/2$ (see main text) yielded only small changes to the spectrum. For additional information, as well as detailed symmetry considerations covering more general spiral magnetic structures, we refer to Ref. 55.

ACKNOWLEDGEMENTS

Work at the National High Magnetic Field Laboratory was supported by the User Collaborative Grants Program (UCGP) under National Science Foundation Cooperative Agreement No. DMR-1157490, and the State of Florida. The presented calculations made use of the ALPS libraries and MPS applications^{58,70,71} and were executed on the Brutus and Euler clusters of ETH Zürich, as well as on Piz Dora at the Swiss National Supercomputing Centre (CSCS). M. P. acknowledges the technical support of M. Dolfi and useful discussions with Ch. Rüegg. The authors also thank A. E. Feiguin for sharing a summary of previous unpublished results related to Ref. 5, according to which the DM-induced distortions considered in detail in this work may already have been noticed in his calculations. M. P. thanks N. Lavarélo, G. Roux, and N. Laflorencie for providing the data points of the phase boundaries reported in Ref. 9 (see Fig. 5). This work was financially supported in part by the Schweizerische Nationalfonds zur Förderung der Wissenschaftlichen Forschung (SNF).

AUTHOR CONTRIBUTIONS

Sample growth: S.W.; initial proposal: F.C.; experiments: M.P., T.S., F.C., P.L.K., A.P.R.; data analysis: M.P., based on earlier work by F.C.; calculations: M.P.; manuscript based on draft by M.P. and contributions from the co-authors, in particular T.S. and H.-R.O..

Competing financial interests: The authors declare no competing financial interests.

* Corresponding author: tshiroka@phys.ethz.ch

† Current affiliation: Harvard-Smithsonian Center for Astrophysics, Harvard University, Cambridge, MA, 02138, USA

- [1] A. A. Tsirlin, I. Rousochatzakis, D. Kasinathan, O. Janson, R. Nath, F. Weickert, C. Geibel, A. M. Läuchli, and H. Rosner, “Bridging frustrated-spin-chain and spin-ladder physics: Quasi-one-dimensional magnetism of BiCu_2PO_6 ,” *Phys. Rev. B* **82**, 144426 (2010).
- [2] I. T. Shyiko, I. P. McCulloch, J. V. Gumenjuk-Sichevska, and A. K. Kolezhuk, “Double zigzag spin chain in a strong magnetic field close to saturation,” *Phys. Rev. B* **88**, 014403 (2013).
- [3] Takanori Sugimoto, Michiyasu Mori, Takami Tohyama, and Sadamichi Maekawa, “Lifshitz Transition Induced by Magnetic Field in Frustrated Two-Leg Spin-Ladder Systems,” in *Proc. 2nd Int. Symp. Science at J-PARC — Unlocking the Mysteries of Life, Matter and the Universe —*, Tsukuba, Ibaraki, Japan, JPS Conf. Proc. No. 8, 034005 (2015).
- [4] Takanori Sugimoto, Michiyasu Mori, Takami Tohyama, and Sadamichi Maekawa, “Magnetization plateaus by reconstructed quasispins in a frustrated two-leg spin ladder under a magnetic field,” *Phys. Rev. B* **92**, 125114 (2015).
- [5] F. Casola, T. Shiroka, A. Feiguin, S. Wang, M. S. Grbić, M. Horvatić, S. Krämer, S. Mukhopadhyay, K. Conder, C. Berthier, H.-R. Ott, H. M. Rønnow, Ch. Rüegg, and J. Mesot, “Field-Induced Quantum Soliton Lattice in a Frustrated Two-Leg Spin-1/2 Ladder,” *Phys. Rev. Lett.* **110**, 187201 (2013); see also additional information in F. Casola, T. Shiroka, A. Feiguin, S. Wang, M. S. Grbić, M. Horvatić, S. Krämer, S. Mukhopadhyay, C. Berthier, H.-R. Ott, H. M. Rønnow, Ch. Rüegg, and J. Mesot, “Field-induced quantum soliton lattice in a frustrated two-leg spin-1/2 ladder,” *arXiv e-prints* (2012), [arXiv:1211.5522v1](https://arxiv.org/abs/1211.5522v1).
- [6] T. Vekua and A. Honecker, “Quantum dimer phases in a frustrated spin ladder: Effective field theory approach and exact diagonalization,” *Phys. Rev. B* **73**, 214427 (2006).
- [7] E. Dagotto and T. M. Rice, “Surprises on the Way from One- to Two-Dimensional Quantum Magnets: The Ladder Materials,” *Science* **271**, 618–623 (1996).
- [8] C. K. Majumdar and D. K. Ghosh, “On Next-Nearest-Neighbor Interaction in Linear Chain. I,” *J. Math. Phys.* **10**, 1388–1398 (1969); “On Next-Nearest-Neighbor Interaction in Linear Chain. II,” *J. Math. Phys.* **10**, 1399–1402 (1969).
- [9] A. Lavarélo, G. Roux, and N. Laflorencie, “Melting of a frustration-induced dimer crystal and incommensurability in the J_1 - J_2 two-leg ladder,” *Phys. Rev. B* **84**, 144407 (2011).
- [10] B. S. Shastri and B. Sutherland, “Excitation Spectrum of a Dimerized Next-Neighbor Antiferromagnetic Chain,” *Phys. Rev. Lett.* **47**, 964–967 (1981).
- [11] R. Bursill, G. A. Gehring, D. J. J. Farnell, J. B. Parkinson, T. Xiang, and C. Zeng, “Numerical and approximate analytical results for the frustrated spin- $\frac{1}{2}$ quantum spin chain,” *J. Phys.: Condens. Matter* **7**, 8605–8618 (1995).
- [12] L. Balents, “Spin liquids in frustrated magnets,” *Nature* **464**, 199–208 (2010).
- [13] S. Wessel and S. Haas, “Magnetic field induced ordering in quasi-one-dimensional quantum magnets,” *Eur. Phys. J. B* **16**, 393–396 (2000).
- [14] T. Giamarchi, Ch. Rüegg, and O. Tchernyshyov, “Bose-Einstein condensation in magnetic insulators,” *Nat. Phys.* **4**, 198–204 (2008).
- [15] K. Nomura and K. Okamoto, “Critical properties of $S = 1/2$ antiferromagnetic XXZ chain with next-nearest-neighbour interactions,” *J. Phys. A: Math. Gen.* **27**, 5773–5788 (1994).
- [16] R. Chitra, S. Pati, H. R. Krishnamurthy, D. Sen, and S. Ramasesha, “Density-matrix renormalization-group studies of the spin-1/2 Heisenberg system with dimerization and frustration,” *Phys. Rev. B* **52**, 6581–6587 (1995).
- [17] A. A. Nersesyan, A. O. Gogolin, and F. H. L. Eßler, “Incommensurate Spin Correlations in Spin-1/2 Frustrated Two-Leg Heisenberg Ladders,” *Phys. Rev. Lett.* **81**, 910–913 (1998).
- [18] T. Hikihara, T. Momoi, A. Furusaki, and H. Kawamura, “Magnetic phase diagram of the spin-1/2 antiferromagnetic zigzag ladder,” *Phys. Rev. B* **81**, 224433 (2010).
- [19] K. Okunishi, “On Calculation of Vector Spin Chirality for Zigzag Spin Chains,” *J. Phys. Soc. Jpn.* **77**, 114004 (2008).
- [20] A. Kolezhuk and T. Vekua, “Field-induced chiral phase in isotropic frustrated spin chains,” *Phys. Rev. B* **72**, 094424 (2005).
- [21] I. P. McCulloch, R. Kube, M. Kurz, A. Kleine, U. Schollwöck, and A. K. Kolezhuk, “Vector chiral order in frustrated spin chains,” *Phys. Rev. B* **77**, 094404 (2008).
- [22] H. T. Ueda and K. Totsuka, “Magnon Bose-Einstein condensation and various phases of three-dimensional quantum helimagnets under high magnetic field,” *Phys. Rev. B* **80**, 014417 (2009).
- [23] J. Villain, “A magnetic analogue of stereoisomerism : application to helimagnetism in two dimensions,” *J. Phys. France* **38**, 385–391 (1977).
- [24] J. Villain, “Chiral Order in Helimagnets,” in *Proceedings of the 13th IUPAP Conference on Statistical Physics, Technion-Israel Institute of Technology, Haifa, Israel*, Ann. Isr. Phys. Soc., Vol. 2, edited by D. Cabib, C. G. Kuper, and I. Riess (1978).
- [25] F. Abraham, M. Ketatni, G. Mairesse, and B. Mernari, “Crystal structure of a new bismuth copper oxyphosphate: BiCu_2PO_6 ,” *Eur. J. Solid State Inorg. Chem.* **31**, 313–323 (1994).
- [26] L. K. Alexander, J. Bobroff, A. V. Mahajan, B. Koteswararao, N. Laflorencie, and F. Alet, “Impurity effects in coupled-ladder BiCu_2PO_6 studied by NMR and quantum Monte Carlo simulations,” *Phys. Rev. B* **81**, 054438 (2010).
- [27] K. Hwang and Y. B. Kim, “Theory of triplon dynamics in the quantum magnet BiCu_2PO_6 ,” *Phys. Rev. B* **93**, 235130 (2016).
- [28] K. W. Plumb, K. Hwang, Y. Qiu, L. W. Harriger, G. E. Granroth, A. I. Kolesnikov, G. J. Shu, F. C. Chou, Ch. Rüegg, Y. B. Kim, and Y.-J. Kim, “Quasiparticle-continuum level repulsion in a quantum magnet,” *Nat. Phys.* **12**, 224–230 (2016); see also additional information in K. W. Plumb, K. Hwang, Y. Qiu, L. W. Harriger, G. E. Granroth, G. J. Shu, F. C. Chou, Ch. Rüegg, Y. B. Kim, and Y.-J. Kim, “Giant Anisotropic Interactions in the Copper Based Quantum Magnet BiCu_2PO_6 ,” e-print (2014), [arXiv:1408.2528v1](https://arxiv.org/abs/1408.2528v1) [cond-mat.str-el].
- [29] K. Momma and F. Izumi, “VESTA 3 for three-dimensional visualization of crystal, volumetric and morphology data,” *J. Appl. Crystallogr.* **44**, 1272–1276 (2011).
- [30] Y. Kohama, S. Wang, A. Uchida, K. Prša, S. Zvyagin, Y. Skourski, R. D. McDonald, L. Balicas, H. M. Rønnow, Ch. Rüegg, and M. Jaime, “Anisotropic Cascade of Field-Induced Phase Transitions in the Frustrated

- trated Spin-Ladder System BiCu_2PO_6 ,” *Phys. Rev. Lett.* **109**, 167204 (2012).
- [31] Y. Kohama, K. Mochizuki, T. Terashima, A. Miyata, A. DeMuer, T. Klein, C. Marcenat, Z. L. Dun, H. Zhou, G. Li, L. Balicas, N. Abe, Y. H. Matsuda, S. Takeyama, A. Matsuo, and K. Kindo, “Entropy of the quantum soliton lattice and multiple magnetization steps in BiCu_2PO_6 ,” *Phys. Rev. B* **90**, 060408(R) (2014).
- [32] B. Koteswararao, S. Salunke, A. V. Mahajan, I. Dasgupta, and J. Bobroff, “Spin-gap behavior in the two-leg spin-ladder BiCu_2PO_6 ,” *Phys. Rev. B* **76**, 052402 (2007).
- [33] O. Mentré, E. Janod, P. Rabu, M. Hennion, F. Leclercq-Hugueux, J. Kang, C. Lee, M.-H. Whangbo, and S. Petit, “Incommensurate spin correlation driven by frustration in BiCu_2PO_6 ,” *Phys. Rev. B* **80**, 180413(R) (2009).
- [34] K. W. Plumb, Z. Yamani, M. Matsuda, G. J. Shu, B. Koteswararao, F. C. Chou, and Y.-J. Kim, “Incommensurate dynamic correlations in the quasi-two-dimensional spin liquid BiCu_2PO_6 ,” *Phys. Rev. B* **88**, 024402 (2013).
- [35] L. Splinter, N. A. Drescher, H. Krull, and G. S. Uhrig, “Minimal model for the frustrated spin ladder system BiCu_2PO_6 ,” *Phys. Rev. B* **94**, 155115 (2016).
- [36] I. Dzyaloshinsky, “A thermodynamic theory of “weak” ferromagnetism of antiferromagnetics,” *J. Phys. Chem. Solids* **4**, 241–255 (1958).
- [37] T. Moriya, “New mechanism of anisotropic superexchange interaction,” *Phys. Rev. Lett.* **4**, 228–230 (1960).
- [38] J. Sudan, A. Lüscher, and A. M. Läuchli, “Emergent multipolar spin correlations in a fluctuating spiral: The frustrated ferromagnetic spin- $\frac{1}{2}$ Heisenberg chain in a magnetic field,” *Phys. Rev. B* **80**, 140402(R) (2009).
- [39] B.-G. Jeon, B. Koteswararao, K. Hoon Kim, J. W. Kim, G. J. Shu, and F. C. Chou, *Multiferroicity in a Frustrated Spin Ladder BiCu_2PO_6 At High Magnetic Field*, Research Report 223 (National High Magnetic Field Laboratory, Tallahassee, FL, USA, 2014).
- [40] T. A. Kaplan, “Single-Band Hubbard Model with Spin-Orbit Coupling,” *Z. Phys. B Con. Mat.* **49**, 313–317 (1983).
- [41] L. Shekhtman, O. Entin-Wohlman, and A. Aharony, “Moriya’s Anisotropic Superexchange Interaction, Frustration, and Dzyaloshinsky’s Weak Ferromagnetism,” *Phys. Rev. Lett.* **69**, 836–839 (1992).
- [42] M. Y. Veillette, J. T. Chalker, and R. Coldea, “Ground states of a frustrated spin- $\frac{1}{2}$ antiferromagnet: Cs_2CuCl_4 in a magnetic field,” *Phys. Rev. B* **71**, 214426 (2005).
- [43] R. Blinc, “Magnetic resonance and relaxation in structurally incommensurate systems,” *Phys. Rep.* **79**, 331–398 (1981).
- [44] K.-Y. Choi, J. W. Hwang, P. Lemmens, D. Wulferding, G. J. Shu, and F. C. Chou, “Evidence for Dimer Crystal Melting in the Frustrated Spin-Ladder System BiCu_2PO_6 ,” *Phys. Rev. Lett.* **110**, 117204 (2013).
- [45] S.-W. Cheong and M. Mostovoy, “Multiferroics: a magnetic twist for ferroelectricity,” *Nat. Mater.* **6**, 13–20 (2007).
- [46] V. G. Bar’yakhtar, V. A. L’vov, and D. A. Yablonskii, “Inhomogeneous magnetoelectric effect,” *JETP Lett.* **37**, 673–675 (1983).
- [47] S. Furukawa, M. Sato, Y. Saiga, and S. Onoda, “Quantum Fluctuations of Chirality in One-Dimensional Spin-1/2 Multiferroics: Gapless Dielectric Response from Phasons and Chiral Solitons,” *J. Phys. Soc. Jpn.* **77**, 123712 (2008).
- [48] D. Khomskii, W. Geertsma, and M. Mostovoy, “Elementary excitations, exchange interaction and spin-Peierls transition in CuGeO_3 ,” *Czech. J. Phys.* **46**, 3239–3246 (1996).
- [49] J. Zang, S. Chakravarty, and A. R. Bishop, “Interchain coupling effects and solitons in CuGeO_3 ,” *Phys. Rev. B* **55**, R14705–R14708 (1997).
- [50] A. Dobry and J. A. Riera, “Soliton width in the incommensurate phase of spin-Peierls systems,” *Phys. Rev. B* **56**, R2912–R2915 (1997).
- [51] E. Sørensen, I. Affleck, D. Augier, and D. Poilblanc, “Soliton approach to spin-Peierls antiferromagnets: Large-scale numerical results,” *Phys. Rev. B* **58**, R14701–R14704 (1998).
- [52] G. S. Uhrig, F. Schönlfeld, J.-P. Boucher, and M. Horvatić, “Soliton lattices in the incommensurate spin-Peierls phase: Local distortions and magnetizations,” *Phys. Rev. B* **60**, 9468–9476 (1999).
- [53] Shigeki Onoda and Naoto Nagaosa, “Chiral Spin Pairing in Helical Magnets,” *Phys. Rev. Lett.* **99**, 027206 (2007).
- [54] I. A. Sergienko and E. Dagotto, “Role of the Dzyaloshinskii-Moriya interaction in multiferroic perovskites,” *Phys. Rev. B* **73**, 094434 (2006).
- [55] M. Pikulski, *Field-induced chirality in a frustrated quantum spin ladder*, Ph.D. thesis, ETH Zürich, Zürich, Switzerland (2017).
- [56] S. R. White, “Density Matrix Formulation for Quantum Renormalization Groups,” *Phys. Rev. Lett.* **69**, 2863–2866 (1992).
- [57] M. Dolfi, B. Bauer, S. Keller, and M. Troyer, “Pair correlations in doped Hubbard ladders,” *Phys. Rev. B* **92**, 195139 (2015).
- [58] M. Dolfi, B. Bauer, S. Keller, A. Kosenkov, T. Ewart, A. Kantian, Th. Giamarchi, and M. Troyer, “Matrix product state applications for the ALPS project,” *Comput. Phys. Commun.* **185**, 3430–3440 (2014).
- [59] M. Oshikawa and I. Affleck, “Field-Induced Gap in $S = 1/2$ Antiferromagnetic Chains,” *Phys. Rev. Lett.* **79**, 2883–2886 (1997).
- [60] O. Cépas, K. Kakurai, L. P. Regnault, T. Ziman, J. P. Boucher, N. Aso, M. Nishi, H. Kageyama, and Y. Ueda, “Dzyaloshinski-Moriya Interaction in the 2D Spin Gap System $\text{SrCu}_2(\text{BO}_3)_2$,” *Phys. Rev. Lett.* **87**, 167205 (2001).
- [61] A. L. Chernyshev, “Effects of an external magnetic field on the gaps and quantum corrections in an ordered Heisenberg antiferromagnet with Dzyaloshinskii-Moriya anisotropy,” *Phys. Rev. B* **72**, 174414 (2005).
- [62] J.-B. Fouet, F. Mila, D. Clarke, H. Youk, O. Tchernyshyov, P. Fendley, and R. M. Noack, “Condensation of magnons and spinons in a frustrated ladder,” *Phys. Rev. B* **73**, 214405 (2006).
- [63] Z. Hao, Y. Wan, I. Rousochatzakis, J. Wildeboer, A. Seidel, F. Mila, and O. Tchernyshyov, “Destruction of valence-bond order in a $S = 1/2$ sawtooth chain with a Dzyaloshinskii-Moriya term,” *Phys. Rev. B* **84**, 094452 (2011).
- [64] Teodor Parella, “eNMR, NMR Periodic Table,” BRUKER Analytik GmbH, <http://www.bruker-nmr.de/guide/eNMR/chem/NMRnuclei.html> (accessed 28.02.2017). According to this source, the nominal resonance frequency of the ^{31}P nucleus in a magnetic field of 11.744 T is 202.404 MHz.
- [65] S. Wang, E. Pomjakushina, T. Shiroka, G. Deng, N. Nikseresht, Ch. Rüegg, H. M. Rønnow, and K. Conder, “Crystal growth and characterization of the dilutable frustrated spin-ladder compound $\text{Bi}(\text{Cu}_{1-x}\text{Zn}_x)_2\text{PO}_6$,” *J. Cryst. Growth* **313**, 51–55 (2010).
- [66] F. Casola, *Aspects of quantum magnetism in quasi one-dimensional materials: an NMR study*, Ph.D. thesis, ETH Zürich, Zürich, Switzerland (2013).
- [67] W. G. Clark, M. E. Hanson, F. Lefloch, and P. Ségransan, “Magnetic resonance spectral reconstruction using frequency-shifted and summed Fourier transform processing,” *Rev. Sci. Instrum.* **66**, 2453–2464 (1995).
- [68] B. R. A. Nijboer and F. W. de Wette, “On the calculation of lattice sums,” *Physica* **23**, 309–321 (1957).
- [69] F. W. de Wette and G. E. Schacher, “Internal Field in General Dipole Lattices,” *Phys. Rev.* **137**, A78–A91 (1965).
- [70] A. F. Albuquerque, F. Alet, P. Corboz, P. Dayal, A. Feiguin, S. Fuchs, L. Gamper, E. Gull, S. Gürtler, A. Honecker, R. Igarashi, M. Körner, A. Kozhevnikov, A. Läuchli, S. R. Manmana, M. Matsumoto, I. P. McCulloch, F. Michel, R. M. Noack, G. Pawłowski, L. Pollet, T. Pruschke, U. Schollwöck, S. Todo, S. Trebst, M. Troyer, P. Werner, and S. Wessel (ALPS collaboration), “The ALPS project release 1.3: Open-source software for strongly correlated systems,” *J. Magn. Magn. Mater.* **310**, 1187–1193 (2007).
- [71] B. Bauer, L. D. Carr, H. G. Evertz, A. Feiguin, J. Freire, S. Fuchs, L. Gamper, J. Gukelberger, E. Gull, S. Guertler, A. Hehn, R. Igarashi, S. V. Isakov, D. Koop, P. N. Ma, P. Mates, H. Matsuo, O. Parcollet, G. Pawłowski, J. D. Picon, L. Pollet, E. Santos, V. W. Scarola, U. Schollwöck, C. Silva, B. Surer, S. Todo, S. Trebst, M. Troyer, M. L. Wall, P. Werner, and S. Wessel (ALPS collaboration), “The ALPS project release 2.0: open source software for strongly correlated systems,” *J. Stat. Mech: Theory Exp.*, P05001 (2011).