

InteractE: Improving Convolution-based Knowledge Graph Embeddings by Increasing Feature Interactions

Shikhar Vashishth^{1*} Soumya Sanyal^{1*} Vikram Nitin²

Nilesh Agrawal¹ Partha Talukdar¹

¹ Indian Institute of Science, ² Columbia University

{shikhar, soumyasanyal, anilesh, ppt}@iisc.ac.in
vikram.nitin@columbia.edu

Abstract

Most existing knowledge graphs suffer from incompleteness, which can be alleviated by inferring missing links based on known facts. One popular way to accomplish this is to generate low-dimensional embeddings of entities and relations, and use these to make inferences. ConvE, a recently proposed approach, applies convolutional filters on 2D reshaping of entity and relation embeddings in order to capture rich interactions between their components. However, the number of interactions that ConvE can capture is limited. In this paper, we analyze how increasing the number of these interactions affects link prediction performance, and utilize our observations to propose InteractE. InteractE is based on three key ideas – feature permutation, a novel feature reshaping, and circular convolution. Through extensive experiments, we find that InteractE outperforms state-of-the-art convolutional link prediction baselines on FB15k-237. Further, InteractE achieves an MRR score that is 9%, 7.5%, and 23% better than ConvE on the FB15k-237, WN18RR and YAGO3-10 datasets respectively. The results validate our central hypothesis – that increasing feature interaction is beneficial to link prediction performance. We make the source code of InteractE available to encourage reproducible research.

1 Introduction

Knowledge graphs (KGs) are structured representations of facts, where nodes represent entities and edges represent relationships between them. This can be represented as a collection of triples (s, r, o) , each representing a relation r between a "subject-entity" s and an "object-entity" o . Some real-world knowledge graphs include Freebase (Bollacker et al. 2008), WordNet (Miller 1995), YAGO (Suchanek, Kasneci, and Weikum 2007), and NELL (Mitchell et al. 2018). KGs find application in a variety of tasks, such as relation extraction (Mintz et al. 2009), question answering (Bordes, Chopra, and Weston 2014; Bordes, Weston, and Usunier 2014), recommender systems (Zhang et al. 2016) and dialog systems (Ma et al. 2015).

However, most existing KGs are incomplete (Dong et al. 2014). The task of *link prediction* alleviates this drawback

by inferring missing facts based on the known facts in a KG. A popular approach for solving this problem involves learning a low-dimensional representation for all entities and relations and utilizing them to predict new facts. In general, most existing link prediction methods learn to embed KGs by optimizing a score function which assigns higher scores to true facts than invalid ones. These score functions can be classified as *translation distance based* (Bordes et al. 2013; Xiao, Huang, and Zhu 2016; Wang et al. 2014a) or *semantic matching based* (Nickel, Rosasco, and Poggio 2016; Liu, Wu, and Yang 2017).

Recently, neural networks have also been utilized to learn the score function (Socher et al. 2013; Ravishankar, Chandras, and Talukdar 2017; Dettmers et al. 2018). The motivation behind these approaches is that shallow methods like TransE (Bordes et al. 2013) and DistMult (Yang et al. 2014) are limited in their expressiveness. As noted in (Dettmers et al. 2018), the only way to remedy this is to increase the size of their embeddings, which leads to an enormous increase in the number of parameters and hence limits their scalability to larger knowledge graphs.

Convolutional Neural Networks (CNN) have the advantage of using multiple layers, thus increasing their expressive power, while at the same time remaining parameter-efficient. (Dettmers et al. 2018) exploit these properties and propose ConvE - a model which applies convolutional filters on stacked 2D reshaping of entity and relation embeddings. Through this, they aim to increase the number of interactions between components of these embeddings.

In this paper, we conclusively establish that increasing the number of such interactions is beneficial to link prediction performance, and show that the number of interactions that ConvE can capture is limited. We propose InteractE, a novel CNN based KG embedding approach which aims to further increase the interaction between relation and entity embeddings. Our contributions are summarized as follows:

1. We propose InteractE, a method that augments the expressive power of ConvE through three key ideas – feature permutation, "checkered" feature reshaping, and circular convolution.
2. We provide a precise definition of an interaction, and theoretically analyze InteractE to show that it increases

*contributed equally to this paper.

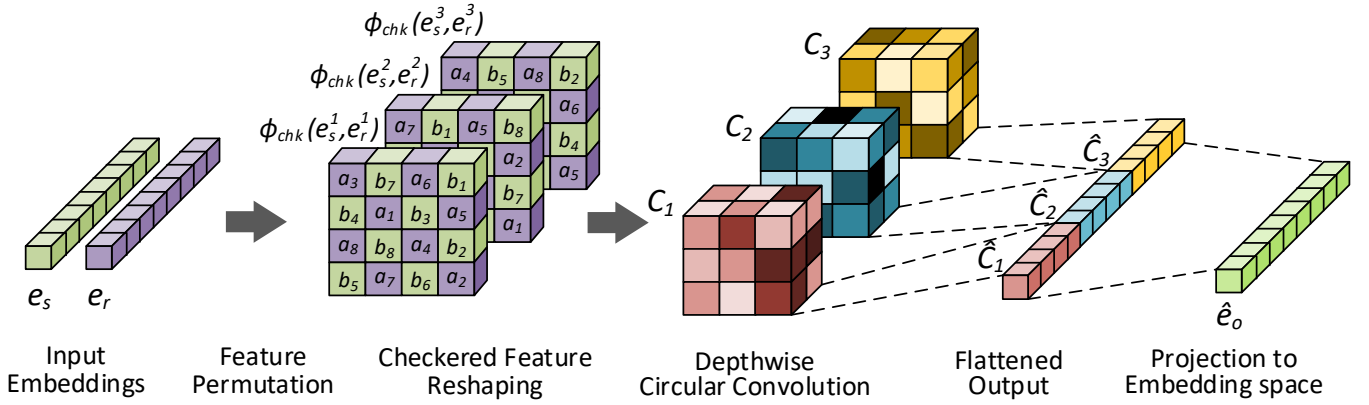


Figure 1: Overview of InteractE. Given entity and relation embeddings (e_s and e_r respectively), InteractE generates multiple permutations of these embeddings and reshapes them using a "Checked" reshaping function (ϕ_{chk}). Depth-wise circular convolution is employed to convolve each of the reshaped permutations (C_i), which are then flattened (\hat{C}_i) and fed to a fully-connected layer to generate the predicted object embedding (\hat{e}_o). Please refer to Section 5 for details.

interactions compared to ConvE. Further, we establish a correlation between the number of *heterogeneous interactions* (refer to Def. 4.2) and link prediction performance.

3. Through extensive evaluation on various link prediction datasets, we demonstrate InteractE's effectiveness (Section 9).

We have made available the source code of InteractE and datasets used in the paper as a supplementary material.

2 Related Work

Non-Neural: Starting with TransE (Bordes et al. 2013), there have been multiple proposed approaches that use simple operations like dot products and matrix multiplications to compute a score function. Most approaches embed entities as vectors, whereas for relations, vector (Bordes et al. 2013; Nickel, Rosasco, and Poggio 2016), matrix (Yang et al. 2014; Liu, Wu, and Yang 2017) and tensor (Lin et al. 2015) representations have been explored. For modeling uncertainty of learned representations, Gaussian distributions (He et al. 2015; Xiao, Huang, and Zhu 2016) have also been utilized. Methods like TransE (Bordes et al. 2013) and TransH (Wang et al. 2014a) utilize a translational objective for their score function, while DistMult (Yang et al. 2014) and ComplEx (Trouillon et al. 2016) use a bilinear diagonal based model.

Neural Network based: Recently, Neural Network (NN) based score functions have also been proposed. Neural Tensor Network (Socher et al. 2013) combines entity and relation embeddings by a relation-specific tensor which is given as input to a non-linear hidden layer for computing the score. (Dong et al. 2014; Ravishankar, Chandras, and Talukdar 2017) also utilize a Multi-Layer Perceptron for modeling the score function.

Convolution based: Convolutional Neural Networks (CNN) have also been employed for embedding Knowledge Graphs. ConvE (Dettmers et al. 2018) uses convolutional

filters over reshaped subject and relation embeddings to compute an output vector and compares this with all other entities in the knowledge graph. Shang et al. propose ConvTransE a variant of the ConvE score function. They eschew 2D reshaping in favor of directly applying convolution on the stacked subject and relation embeddings. Further, they propose SACN which utilizes *weighted graph convolution* along with ConvTransE.

ConvKB (Nguyen et al. 2018) is another convolution based method which applies convolutional filters of width 1 on the stacked subject, relation and object embeddings for computing score. As noted in (Shang et al. 2019), although ConvKB was claimed to be superior to ConvE, its performance is not consistent across different datasets and metrics. Further, there have been concerns raised about the validity of its evaluation procedure¹ Hence, we do not compare against it in this paper. A survey of all variants of existing KG embedding techniques can be found in (Nickel et al. 2016; Wang et al. 2017).

3 Background

KG Link Prediction: Given a Knowledge Graph (KG) $\mathcal{G} = (\mathcal{E}, \mathcal{R}, \mathcal{T})$, where \mathcal{E} and \mathcal{R} denote the set of entities and relations, and \mathcal{T} denotes the triples (facts) of the form $\{(s, r, o)\} \subset \mathcal{E} \times \mathcal{R} \times \mathcal{E}$, the task of *link prediction* is to predict new facts (s', r', o') such that $s', o' \in \mathcal{E}$ and $r' \in \mathcal{R}$, based on the existing facts in KG. Formally, the task can be modeled as a ranking problem, where the goal is to learn a function $\psi(s, r, o) : \mathcal{E} \times \mathcal{R} \times \mathcal{E} \rightarrow \mathbb{R}$ which assigns higher scores to true or likely facts than invalid ones.

Most existing KG embedding approaches define an encoding for all entities and relations, i.e., $e_s, e_r \forall s \in \mathcal{E}, r \in \mathcal{R}$. Then, a score function $\psi(s, r, o)$ is defined to measure the validity of triples. Table 1 lists some of the commonly used score functions. Finally, to learn the entity and relation

¹<https://openreview.net/forum?id=HkgEQnRqYQ¬eId=HklyVUAX2m>

Model	Scoring Function $\psi(e_s, e_r, e_o)$
TransE	$\ e_s + e_r - e_o\ _p$
DistMult	$\langle e_s, e_r, e_o \rangle$
HolE	$\langle e_r, e_s * e_o \rangle$
ComplEx	$\text{Re}(\langle e_s, e_r, e_o \rangle)$
ConvE	$f(\text{vec}(f([\bar{e}_s; \bar{e}_r] \star w))\mathbf{W})e_o$
RotatE	$-\ e_s \circ e_r - e_o\ ^2$
InteractE	$g(\text{vec}(f(\phi(\mathcal{P}_k) \otimes w))\mathbf{W})e_o$

Table 1: The scoring functions $\psi(s, r, o)$ of various knowledge graph embedding methods. Here, $e_s, e_r, e_o \in \mathbb{R}^d$ except for ComplEx and RotatE, where they are complex vectors (\mathbb{C}^d), $*$ denotes circular-correlation, \star denotes convolution, \circ represents Hadamard product and \star denotes depth-wise circular convolution operation.

representations, an optimization problem is solved for maximizing the plausibility of the triples \mathcal{T} in the KG.

ConvE: In this paper, we build upon ConvE (Dettmers et al. 2018), which models interaction between entities and relations using 2D Convolutional Neural Networks (CNN). The score function used is defined as follows:

$$\psi(s, r, o) = f(\text{vec}(f([\bar{e}_s; \bar{e}_r] \star w))\mathbf{W})e_o,$$

where, $\bar{e}_s \in \mathbb{R}^{d_w \times d_h}$, $\bar{e}_r \in \mathbb{R}^{d_w \times d_h}$ denote 2D reshaping of $e_s \in \mathbb{R}^{d_w d_h \times 1}$, $e_r \in \mathbb{R}^{d_w d_h \times 1}$, and (\star) denotes the convolution operation. The 2D reshaping enhances the interaction between entity and relation embeddings which has been found to be helpful for learning better representations (Nickel, Rosasco, and Poggio 2016).

4 Notation and Definitions

Let $e_s = (a_1, \dots, a_d)$, $e_r = (b_1, \dots, b_d)$, where $a_i, b_i \in \mathbb{R} \forall i$, be an entity and a relation embedding respectively, and let $w \in \mathbb{R}^{k \times k}$ be a convolutional kernel of size k . Further, we define that a matrix $M_k \in \mathbb{R}^{k \times k}$ is a k -submatrix of another matrix $N \in \mathbb{R}^{m \times n}$ if $\exists i, j$ such that $M_k = N_{i:i+k, j:j+k}$. We denote this by $M_k \subseteq N$.

Definition 4.1. (Reshaping Function) A reshaping function $\phi: \mathbb{R}^d \times \mathbb{R}^d \rightarrow \mathbb{R}^{m \times n}$ transforms embeddings e_s and e_r into a matrix $\phi(e_s, e_r)$, where $m \times n = 2d$. For conciseness, we abuse notation and represent $\phi(e_s, e_r)$ by ϕ . We define three types of reshaping functions.

- **Stack** (ϕ_{stk}) reshapes each of e_s and e_r into a matrix of shape $(m/2) \times n$, and stacks them along their height to yield an $m \times n$ matrix (Fig. 2a). This is the reshaping function used in (Dettmers et al. 2018).
- **Alternate** (ϕ_{alt}^τ) reshapes e_s and e_r into matrices of shape $(m/2) \times n$, and stacks τ rows of e_s and e_r alternately. In other words, as we decrease τ , the "frequency" with which rows of e_s and e_r alternate increases. We denote ϕ_{alt}^1 ($\tau = 1$) as ϕ_{alt} for brevity (Fig. 2b).
- **Chequer** (ϕ_{chk}) arranges e_s and e_r such that no two adjacent cells are occupied by components of the same embedding (Fig. 2c).

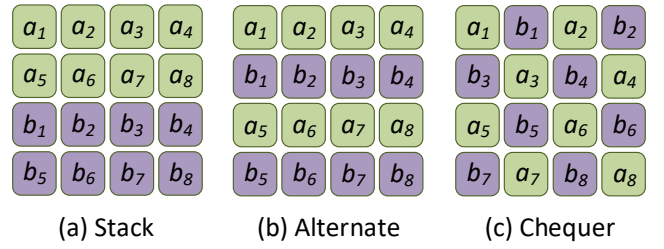


Figure 2: Different types of reshaping functions we analyze in this paper. Here, $e_s = (a_1, \dots, a_8)$, $e_r = (b_1, \dots, b_8)$, and $m = n = 4$. Please refer to Section 4 for more details.

Definition 4.2. (Interaction) An interaction is defined as a triple (x, y, M_k) , such that $M_k \subseteq \phi(e_s, e_r)$ is a k -submatrix of the reshaped input embeddings; $x, y \in M_k$ and are distinct components of e_s or e_r . The number of interactions $\mathcal{N}(\phi, k)$ is defined as the cardinality of the set of all possible triples. Note that ϕ can be replaced with $\Omega(\phi)$ for some padding function Ω .

An interaction (x, y, M_k) is called **heterogeneous** if x and y are components of e_s and e_r respectively, or vice-versa. Otherwise, it is called **homogeneous**. We denote the number of heterogeneous and homogeneous interactions as $\mathcal{N}_{het}(\phi, k)$ and $\mathcal{N}_{homo}(\phi, k)$ respectively. For example, in a 3×3 matrix M_3 , if there are 5 components of e_s and 4 of e_r , then the number of heterogeneous and homogeneous interactions are: $\mathcal{N}_{het} = 2(5 \times 4) = 40$, and $\mathcal{N}_{homo} = 2 \left[\binom{5}{2} + \binom{4}{2} \right] = 32$. Please note that the sum of total number of heterogeneous and homogeneous interactions in a reshaping function is constant and is equal to $2 \binom{k^2}{2}$, i.e., $\mathcal{N}_{het}(\phi, k) + \mathcal{N}_{homo}(\phi, k) = 2 \binom{k^2}{2}$.

5 InteractE Overview

Recent methods (Yang et al. 2014; Nickel, Rosasco, and Poggio 2016) have demonstrated that expressiveness of a model can be enhanced by increasing the possible interactions between embeddings. ConvE (Dettmers et al. 2018) also exploits the same principle albeit in a limited way, using convolution on 2D reshaped embeddings. InteractE extends this notion of capturing entity and relation feature interactions using the following three ideas:

- **Feature Permutation:** Instead of using one fixed order of the input, we utilize multiple permutations to capture more possible interactions.
- **Checked Reshaping:** We substitute simple feature reshaping of ConvE with checked reshaping and prove its superiority over other possibilities.
- **Circular Convolution:** Compared to the standard convolution, circular convolution allows to capture more feature interactions as depicted in Figure 3. The convolution is performed in a depth-wise manner (Chollet 2017) on different input permutations.

6 InteractE Details

In this section, we provide a detailed description of the various components of InteractE. The overall architecture is depicted in Fig. 1. InteractE learns a d -dimensional vector representation ($e_s, e_r \in \mathbb{R}^d$) for each entity and relation in the knowledge graph, where $d = d_w d_h$.

6.1 Feature Permutation

To capture a variety of heterogeneous interactions, InteractE first generates t -random permutations of both e_s and e_r , denoted by $\mathcal{P}_t = [(e_s^1, e_r^1); \dots; (e_s^t, e_r^t)]$. Note that with high probability, the sets of interactions within $\phi(e_s^i, e_r^i)$ for different i are disjoint. This is evident because the number of distinct interactions across all possible permutations is very large. So, for t different permutations, we can expect the total number of interactions to be approximately t times the number of interactions for one permutation.

6.2 Checkered Reshaping

Next, we apply the reshaping operation $\phi_{chk}(e_s^i, e_r^i), \forall i \in \{1, \dots, t\}$, and define $\phi(\mathcal{P}_t) = [\phi(e_s^1, e_r^1); \dots; \phi(e_s^t, e_r^t)]$. ConvE (Dettmers et al. 2018) uses $\phi_{stk}(\cdot)$ as a reshaping function which has limited interaction capturing ability. On the basis of Proposition 7.3, we choose to utilize $\phi_{chk}(\cdot)$ as the reshaping function in InteractE, which captures maximum *heterogeneous* interactions between entity and relation features.

6.3 Circular Convolution

Motivated by our analysis in Proposition 7.4, InteractE uses *circular convolution*, which further increases interactions compared to the standard convolution. This has been successfully applied for tasks like image recognition (Wang et al. 2018). Circular convolution on a 2-dimensional input $I \in \mathbb{R}^{m \times n}$ with a filter $w \in \mathbb{R}^{k \times k}$ is defined as:

$$[I \star w]_{p,q} = \sum_{i=-\lfloor k/2 \rfloor}^{\lfloor k/2 \rfloor} \sum_{j=-\lfloor k/2 \rfloor}^{\lfloor k/2 \rfloor} I_{[p-i]_m, [q-j]_n} w_{i,j},$$

where, $[x]_n$ denotes x modulo n and $\lfloor \cdot \rfloor$ denotes the floor function. Figure 3 and Proposition 7.4 show how circular convolution captures more interactions compared to standard convolution with zero padding.

InteractE stacks each reshaped permutation as a separate channel. For convolving permutations, we apply circular convolution in a *depth-wise* manner (Chollet 2017). Although different sets of filters can be applied for each permutation, in practice we find that sharing filters across channels works better as it allows a single set of kernel weights to be trained on more input instances.

6.4 Score Function

The output of each circular convolution is flattened and concatenated into a vector. InteractE then projects this vector to the embedding space (\mathbb{R}^d). Formally, the score function used in InteractE is defined as follows:

$$\psi(s, r, o) = g(\text{vec}(f(\phi(\mathcal{P}_k) \otimes w))W)e_o,$$

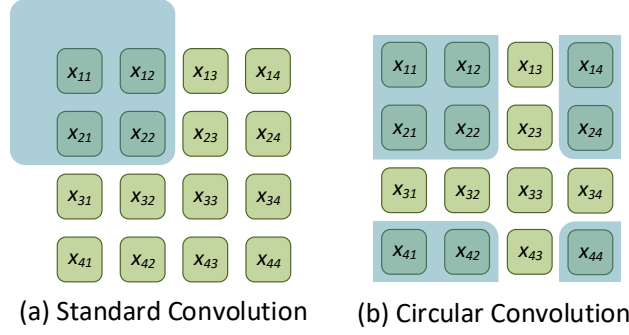


Figure 3: Circular convolution induces more interactions than standard convolution. Here, X is a 4×4 input matrix with components x_{ij} . The shaded region depicts where the filter is applied. Please refer to Section 6.3 for more details.

where \otimes denotes depth-wise circular convolution, $\text{vec}(\cdot)$ denotes vector concatenation, e_o represents the object entity embedding matrix and W is a learnable weight matrix. Functions f and g are chosen to be ReLU and sigmoid respectively. For training, we use the standard binary cross entropy loss with label smoothing.

7 Theoretical Analysis

In this section, we analyze multiple variants of 2D reshaping with respect to the number of interactions they induce. We also examine the advantages of using circular padded convolution over the standard convolution.

For simplicity, we restrict our analysis to the case where the output of the reshaping function is a square matrix, i.e., $m = n$. Note that our results can be extended to the general case as well. Proofs of all propositions herein are included in the supplementary material.

Proposition 7.1. For any kernel w of size k , for all $n \geq \left(\frac{5k}{3} - 1\right)$ if k is odd and $n \geq \frac{(5k+2)(k-1)}{3k}$ if k is even, the following statement holds:

$$\mathcal{N}_{het}(\phi_{alt}, k) \geq \mathcal{N}_{het}(\phi_{stk}, k)$$

Proposition 7.2. For any kernel w of size k and for all $\tau < \tau'$ ($\tau, \tau' \in \mathbb{N}$), the following statement holds:

$$\mathcal{N}_{het}(\phi_{alt}^\tau, k) \geq \mathcal{N}_{het}(\phi_{alt}^{\tau'}, k)$$

Proposition 7.3. For any kernel w of size k and for all reshaping functions $\phi : \mathbb{R}^d \times \mathbb{R}^d \rightarrow \mathbb{R}^{n \times n}$, the following statement holds:

$$\mathcal{N}_{het}(\phi_{chk}, k) \geq \mathcal{N}_{het}(\phi, k)$$

Proposition 7.4. Let $\Omega_0, \Omega_c : \mathbb{R}^{n \times n} \rightarrow \mathbb{R}^{(n+p) \times (n+p)}$ denote zero padding and circular padding functions respectively, for some $p > 0$. Then for any reshaping function ϕ ,

$$\mathcal{N}_{het}(\Omega_c(\phi), k) \geq \mathcal{N}_{het}(\Omega_0(\phi), k)$$

	FB15k-237				WN18RR				YAGO3-10			
	MRR	MR	H@10	H@1	MRR	MR	H@10	H@1	MRR	MR	H@10	H@1
DistMult (Yang et al. 2014)	.241	254	.419	.155	.430	5110	.49	.39	.34	5926	.54	.24
ComplEx (Trouillon et al. 2016)	.247	339	.428	.158	.44	5261	.51	.41	.36	6351	.55	.26
R-GCN (Schlichtkrull et al. 2017)	.248	-	.417	.151	-	-	-	-	-	-	-	-
KBGAN (Cai and Wang 2018)	.278	-	.458	-	.214	-	.472	-	-	-	-	-
KBLRN (García-Durán and Niepert 2018)	.309	209	.493	.219	-	-	-	-	-	-	-	-
ConvTransE (Shang et al. 2019)	.33	-	.51	.24	.46	-	.52	.43	-	-	-	-
SACN (Shang et al. 2019)	.35	-	.54	.26	.47	-	.54	.43	-	-	-	-
RotatE (Sun et al. 2019)	.338	177	.533	.241	.476	3340	.571	.428	.495	1767	.670	.402
ConvE (Dettmers et al. 2018)	.325	244	.501	.237	.43	4187	.52	.40	.44	1671	.62	.35
InteractE (Proposed Method)	.354	172	.535	.263	.463	5202	.528	.430	.541	2375	.687	.462

Table 2: Link prediction results of several models evaluated on FB15k-237, WN18RR and YAGO3-10. We find that InteractE outperforms all other methods across metrics on FB15k-237 and in 3 out of 4 settings on YAGO3-10. Since InteractE generalizes ConvE, we highlight performance comparison between the two methods specifically in the table above. Please refer to Section 9.1 for more details.

8 Experimental Setup

8.1 Datasets

In our experiments, following (Dettmers et al. 2018; Sun et al. 2019), we evaluate on the three most commonly used link prediction datasets. A summary statistics of the datasets is presented in Table 3.

- **FB15k-237** (Toutanova and Chen 2015) is a improved version of FB15k (Bordes et al. 2013) dataset where all inverse relations are deleted to prevent direct inference of test triples by reversing training triples.
- **WN18RR** (Dettmers et al. 2018) is a subset of WN18 (Bordes et al. 2013) derived from WordNet (Miller 1995), with deleted inverse relations similar to FB15k-237.
- **YAGO3-10** is a subset of YAGO3 (Suchanek, Kasneci, and Weikum 2007) constitutes entities with at least 10 relations. Triples consist of descriptive attributes of people.

8.2 Evaluation protocol

Following (Bordes et al. 2013), we use the filtered setting, i.e., while evaluating on test triples, we filter out all the valid triples from the candidate set, which is generated by either corrupting the head or tail entity of a triple. The performance is reported on the standard evaluation metrics: Mean Reciprocal Rank (MRR), Mean Rank (MR) and Hits@1, and Hits@10. We report average results across 5 runs. We note that the variance is substantially low on all the metrics and hence omit it.

8.3 Baselines

In our experiments, we compare InteractE against a variety of baselines which can be categorized as:

- **Non-neural:** Methods that use simple vector based operations for computing score. For instance, DistMult (Yang et al. 2014), ComplEx (Trouillon et al. 2016), KBGAN (Cai and Wang 2018), KBLRN (García-Durán and Niepert 2018) and RotatE (Sun et al. 2019).
- **Neural:** Methods which leverage a non-linear neural network based architecture in their scoring function.

Dataset	\mathcal{E}	\mathcal{R}	# Triples		
			Train	Valid	Test
FB15k-237	14,541	237	272,115	17,535	20,466
WN18RR	40,943	11	86,835	3,034	3,134
YAGO3-10	123,182	37	1,079,040	5,000	5,000

Table 3: Details of the datasets used. Please see Section 8.1 for more details.

This includes R-GCN (Schlichtkrull et al. 2017), ConvE (Dettmers et al. 2018), ConvTransE (Shang et al. 2019), and SACN (Shang et al. 2019).

9 Results

In this section, we attempt to answer the questions below:

- Q1. How does InteractE perform in comparison to the existing approaches? (Section 9.1)
- Q2. What is the effect of different feature reshaping and circular convolution on link prediction performance? (Section 9.2)
- Q3. How does the performance of our model vary with number of feature permutations? (Section 9.3)
- Q4. What is the performance of InteractE on different relation types? (Section 9.4)

9.1 Performance Comparison

In order to evaluate the effectiveness of InteractE, we compare it against the existing knowledge graph embedding methods listed in Section 8.3. The results on three standard link prediction datasets are summarized in Table 2. The scores of all the baselines are taken directly from the values reported in the papers (Dettmers et al. 2018; Sun et al. 2019; Shang et al. 2019; Cai and Wang 2018; García-Durán and Niepert 2018). Since our model builds on ConvE, we specifically compare against it, and find that InteractE outperforms ConvE on all metrics for FB15k-237 and WN18RR and on three out of four metrics on

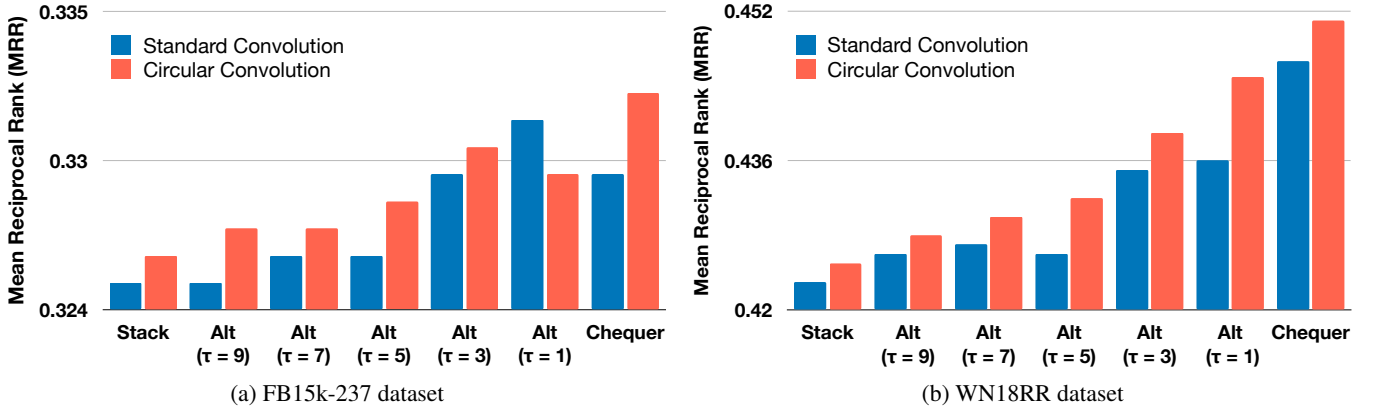


Figure 4: Performance with different feature reshaping and convolution operation on validation data of FB15k-237 and WN18RR. Stack and Alt denote *Stacked* and *Alternate* reshaping as defined in Section 4. As we decrease τ the number of heterogeneous interactions increases (refer to Proposition 7.2). The results empirically verify our theoretical claim in Section 7 and validate the central thesis of this paper that increasing *heterogeneous interactions* improves link prediction performance. Please refer to Section 9.2 for more details.

YAGO3-10. On an average, InteractE obtains an improvement of 9%, 7.5%, and 23% on FB15k-237, WN18RR, and YAGO3-10 on MRR over ConvE. This validates our hypothesis that increasing heterogeneous interactions help improve performance on link prediction. For YAGO3-10, we observe that the MR obtained from InteractE is worse than ConvE although it outperforms ConvE on all other metrics. Similiar trend has been observed in (Dettmers et al. 2018; Sun et al. 2019).

Compared to other baseline methods, InteractE outperforms them on FB15k-237 across all the metrics and on 3 out of 4 metrics on YAGO3-10 dataset. The below-par performance of InteractE on WN18RR can be attributed to the fact that this dataset is more suitable for shallow models as it has very low average relation-specific in-degree. This is consistent with the observations of (Dettmers et al. 2018).

9.2 Effect of Feature Reshaping and Circular Convolution

In this section, we empirically test the effectiveness of different reshaping techniques we analyzed in Section 7. For this, we evaluate different variants of InteractE on validation data of FB15k-237 and WN18RR with the number of feature permutations set to 1. We omit the analysis on YAGO3-10 given its large size. The results are summarized in Figure 4. We find that the performance with *Stacked* reshaping is the worst, and it improves when we replace it with *alternate* reshaping. This observation is consistent with our findings in Proposition 7.1. Further, we find that MRR improves on decreasing the value of τ in alternate reshaping, which empirically validates Proposition 7.2. Finally, we observe that *checkered* reshaping gives the best performance across all reshaping functions for most scenarios, thus justifying Proposition 7.3.

We also compare the impact of using circular and standard convolution on link prediction performance. The MRR scores are reported in Figure 4. The results show that circu-

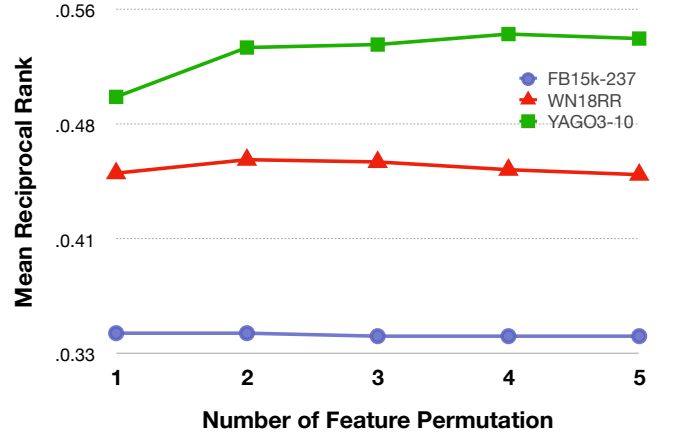


Figure 5: Performance on the validation data of FB15k-237, WN18RR, and YAGO3-10 with different numbers of feature permutations. We find that although increasing the number of permutations improves performance, it saturates as we exceed a certain limit. Please see Section 9.3 for details.

lar convolution is consistently better than the standard convolution. This also verifies our statement in Proposition 7.4. Overall, we find that increasing interaction helps improve performance on the link prediction task, thus validating the central thesis of our paper.

9.3 Effect of Feature Permutations

In this section, we analyze the effect of increasing the number of feature permutations on InteractE’s performance on validation data of FB15k-237, WN18RR, and YAGO3-10. The overall results are summarized in Figure 5. We observe that on increasing the number of permutations although on FB15k-237, MRR remains the same, it improves on WN18RR and YAGO3-10 datasets. However, it degrades as the number of permutations is increased beyond

		RotatE			ConvE			InteractE		
		MRR	MR	H@10	MRR	MR	H@10	MRR	MR	H@10
Head Pred	1-1	0.498	359	0.593	0.374	223	0.505	0.386	175	0.547
	1-N	0.092	614	0.174	0.091	700	0.17	0.106	573	0.192
	N-1	0.471	108	0.674	0.444	73	0.644	0.466	69	0.647
	N-N	0.261	141	0.476	0.261	158	0.459	0.276	148	0.476
Tail Pred	1-1	0.484	307	0.578	0.366	261	0.51	0.368	308	0.547
	1-N	0.749	41	0.674	0.762	33	0.878	0.777	27	0.881
	N-1	0.074	578	0.138	0.069	682	0.15	0.074	625	0.141
	N-N	0.364	90	0.608	0.375	100	0.603	0.395	92	0.617

Table 4: Link prediction results by relation category on FB15k-237 dataset for RotatE, ConvE, and InteractE. Following (Wang et al., 2014b), the relations are categorized into one-to-one (1-1), one-to-many (1-N), many-to-one (N-1), and many-to-many (N-N). We observe that InteractE is effective at capturing complex relations compared to RotatE. Refer to Section 9.4 for details.

a certain limit. We hypothesize that this is due to over-parameterization of the model. Moreover, since the number of relevant interactions are finite, increasing the number of permutations could become redundant beyond a limit.

9.4 Evaluation on different Relation Types

In this section, we analyze the performance of InteractE on different relation categories of FB15k-237. We chose FB15k-237 for analysis over other datasets because of its more and diverse set of relations. Following (Wang et al. 2014b), we classify the relations based on the average number of tails per head and heads per tail into four categories: one-to-one, one-to-many, many-to-one, and many-to-many. The results are presented in Table 4. Overall, we find that InteractE is effective at modeling complex relation types like one-to-many and many-to-many whereas, RotatE captures simple relations like one-to-one better. This demonstrates that an increase in interaction allows the model to capture more complex relationships.

10 Conclusion

In this paper, we propose InteractE, a novel knowledge graph embedding method which alleviates the limitations of ConvE by capturing additional heterogeneous feature interactions. InteractE is able to achieve this by utilizing three central ideas, namely feature permutation, checkered feature reshaping, and circular convolution. Through extensive experiments, we demonstrate that InteractE achieves a consistent improvement on link prediction performance on multiple datasets. We also theoretically analyze the effectiveness of the components of InteractE, and provide empirical validation of our hypothesis that increasing heterogeneous feature interaction is beneficial for link prediction with ConvE. This work demonstrates a possible scope for improving existing knowledge graph embedding methods by leveraging rich heterogeneous interactions.

References

- [Bollacker et al. 2008] Bollacker, K.; Evans, C.; Paritosh, P.; Sturge, T.; and Taylor, J. 2008. Freebase: A collaboratively created graph database for structuring human knowledge. In *Proceedings of the 2008 ACM SIGMOD International Conference on Management of Data*, SIGMOD ’08, 1247–1250. New York, NY, USA: ACM.
- [Bordes et al. 2013] Bordes, A.; Usunier, N.; Garcia-Duran, A.; Weston, J.; and Yakhnenko, O. 2013. Translating embeddings for modeling multi-relational data. In *Advances in Neural Information Processing Systems*. 2787–2795.
- [Bordes, Chopra, and Weston 2014] Bordes, A.; Chopra, S.; and Weston, J. 2014. Question answering with subgraph embeddings. In *Proceedings of the 2014 Conference on Empirical Methods in Natural Language Processing*, 615–620.
- [Bordes, Weston, and Usunier 2014] Bordes, A.; Weston, J.; and Usunier, N. 2014. Open question answering with weakly supervised embedding models. In *Machine Learning and Knowledge Discovery in Databases*, 165–180.
- [Cai and Wang 2018] Cai, L., and Wang, W. Y. 2018. KB-GAN: Adversarial learning for knowledge graph embeddings. In *Proceedings of the 2018 Conference of the North American Chapter of the Association for Computational Linguistics: Human Language Technologies*, 1470–1480.
- [Chollet 2017] Chollet, F. 2017. Xception: Deep learning with depthwise separable convolutions. In *Proceedings of Conference on Computer Vision and Pattern Recognition*.
- [Dettmers et al. 2018] Dettmers, T.; Pasquale, M.; Pontus, S.; and Riedel, S. 2018. Convolutional 2d knowledge graph embeddings. In *Proceedings of the 32th AAAI Conference on Artificial Intelligence*, 1811–1818.
- [Dong et al. 2014] Dong, X.; Gabrilovich, E.; Heitz, G.; Horn, W.; Lao, N.; Murphy, K.; Strohmman, T.; Sun, S.; and Zhang, W. 2014. Knowledge vault: A web-scale approach to probabilistic knowledge fusion. In *International Conference on Knowledge Discovery and Data Mining*, 601–610.
- [García-Durán and Niepert 2018] García-Durán, A., and Niepert, M. 2018. Kblrn: End-to-end learning of knowledge base representations with latent, relational, and numerical features. In *Proceedings of the Thirty-Fourth Conference on Uncertainty in Artificial Intelligence, UAI 2018, Monterey, California, USA, August 6-10, 2018*, 372–381.

- [Glorot and Bengio 2010] Glorot, X., and Bengio, Y. 2010. Understanding the difficulty of training deep feedforward neural networks. In Teh, Y. W., and Titterton, M., eds., *Proceedings of the Thirteenth International Conference on Artificial Intelligence and Statistics*, volume 9 of *Proceedings of Machine Learning Research*, 249–256. Chia Laguna Resort, Sardinia, Italy: PMLR.
- [He et al. 2015] He, S.; Liu, K.; Ji, G.; and Zhao, J. 2015. Learning to represent knowledge graphs with gaussian embedding. In *Proceedings of the 24th ACM International Conference on Information and Knowledge Management*, CIKM '15, 623–632. New York, NY, USA: ACM.
- [Kingma and Ba 2014] Kingma, D., and Ba, J. 2014. Adam: A method for stochastic optimization.
- [Lin et al. 2015] Lin, Y.; Liu, Z.; Sun, M.; Liu, Y.; and Zhu, X. 2015. Learning entity and relation embeddings for knowledge graph completion. In *Proceedings of the Twenty-Ninth AAAI Conference on Artificial Intelligence*, AAAI'15, 2181–2187. AAAI Press.
- [Liu, Wu, and Yang 2017] Liu, H.; Wu, Y.; and Yang, Y. 2017. Analogical inference for multi-relational embeddings. In Precup, D., and Teh, Y. W., eds., *34th International Conference on Machine Learning*, volume 70, 2168–2178.
- [Ma et al. 2015] Ma, Y.; Crook, P. A.; Sarikaya, R.; and Fosler-Lussier, E. 2015. Knowledge graph inference for spoken dialog systems. In *2015 IEEE International Conference on Acoustics, Speech and Signal Processing*.
- [Miller 1995] Miller, G. A. 1995. Wordnet: A lexical database for english. *Commun. ACM* 38(11):39–41.
- [Mintz et al. 2009] Mintz, M.; Bills, S.; Snow, R.; and Jurafsky, D. 2009. Distant supervision for relation extraction without labeled data. In *Proceedings of the 47th Annual Meeting of the ACL*, 1003–1011.
- [Mitchell et al. 2018] Mitchell, T.; Cohen, W.; Hruschka, E.; Talukdar, P.; Yang, B.; Betteridge, J.; Carlson, A.; Dalvi, B.; Gardner, M.; Kisiel, B.; Krishnamurthy, J.; Lao, N.; Mazaitis, K.; Mohamed, T.; Nakashole, N.; Platanios, E.; Ritter, A.; Samadi, M.; Settles, B.; Wang, R.; Wijaya, D.; Gupta, A.; Chen, X.; Saparov, A.; Greaves, M.; and Welling, J. 2018. Never-ending learning. *Commun. ACM* 103–115.
- [Nguyen et al. 2018] Nguyen, D. Q.; Nguyen, T. D.; Nguyen, D. Q.; and Phung, D. 2018. A novel embedding model for knowledge base completion based on convolutional neural network. In *Proceedings of North American Chapter of the Association for Computational Linguistics*, 327–333.
- [Nickel et al. 2016] Nickel, M.; Murphy, K.; Tresp, V.; and Gabrilovich, E. 2016. A review of relational machine learning for knowledge graphs. *Proceedings of the IEEE* 104(1):11–33.
- [Nickel, Rosasco, and Poggio 2016] Nickel, M.; Rosasco, L.; and Poggio, T. 2016. Holographic embeddings of knowledge graphs. In *Proceedings of the Thirtieth Conference on Artificial Intelligence*, AAAI'16, 1955–1961.
- [Ravishankar, Chandrhas, and Talukdar 2017] Ravishankar, S.; Chandrhas, S.; and Talukdar, P. P. 2017. Re-visiting simple neural networks for learning representations of knowledge graphs. *CoRR* abs/1711.05401.
- [Schlichtkrull et al. 2017] Schlichtkrull, M.; Kipf, T. N.; Bloem, P.; Berg, R. v. d.; Titov, I.; and Welling, M. 2017. Modeling relational data with graph convolutional networks. *arXiv preprint arXiv:1703.06103*.
- [Shang et al. 2019] Shang, C.; Tang, Y.; Huang, J.; Bi, J.; He, X.; and Zhou, B. 2019. End-to-end structure-aware convolutional networks for knowledge base completion. In *Proceedings of the AAAI Conference on Artificial Intelligence*, volume 33, 3060–3067.
- [Socher et al. 2013] Socher, R.; Chen, D.; Manning, C. D.; and Ng, A. Y. 2013. Reasoning with neural tensor networks for knowledge base completion. In *Proceedings of the 26th International Conference on Neural Information Processing Systems*, NIPS'13, 926–934.
- [Suchanek, Kasneci, and Weikum 2007] Suchanek, F. M.; Kasneci, G.; and Weikum, G. 2007. Yago: A Core of Semantic Knowledge. In *16th International Conference on the World Wide Web*, 697–706.
- [Sun et al. 2019] Sun, Z.; Deng, Z.-H.; Nie, J.-Y.; and Tang, J. 2019. Rotate: Knowledge graph embedding by relational rotation in complex space. In *International Conference on Learning Representations*.
- [Toutanova and Chen 2015] Toutanova, K., and Chen, D. 2015. Observed versus latent features for knowledge base and text inference. In *Proceedings of the 3rd Workshop on Continuous Vector Space Models*, 57–66.
- [Trouillon et al. 2016] Trouillon, T.; Welbl, J.; Riedel, S.; Gaussier, E.; and Bouchard, G. 2016. Complex embeddings for simple link prediction. In *Proceedings of the 33rd International Conference on Machine Learning*, ICML'16.
- [Wang et al. 2014a] Wang, Z.; Zhang, J.; Feng, J.; and Chen, Z. 2014a. Knowledge graph embedding by translating on hyperplanes. In *Proceedings of the Twenty-Eighth AAAI Conference on Artificial Intelligence*, AAAI'14, 1112–1119. AAAI Press.
- [Wang et al. 2014b] Wang, Z.; Zhang, J.; Feng, J.; and Chen, Z. 2014b. Knowledge graph embedding by translating on hyperplanes. In *Proceedings of the Twenty-Eighth AAAI Conference on Artificial Intelligence*, AAAI'14, 1112–1119. AAAI Press.
- [Wang et al. 2017] Wang, Q.; Mao, Z.; Wang, B.; and Guo, L. 2017. Knowledge graph embedding: A survey of approaches and applications. *IEEE Transactions on Knowledge and Data Engineering* 29(12):2724–2743.
- [Wang et al. 2018] Wang, T.-H.; Huang, H.-J.; Lin, J.-T.; Hu, C.-W.; Zeng, K.-H.; and Sun, M. 2018. Omnidirectional cnn for visual place recognition and navigation. *arXiv preprint*.
- [Xiao, Huang, and Zhu 2016] Xiao, H.; Huang, M.; and Zhu, X. 2016. Transg : A generative model for knowledge graph embedding. In *Proceedings of the 54th Annual Meeting of the Association for Computational Linguistics*, 2316–2325.
- [Yang et al. 2014] Yang, B.; Yih, W.; He, X.; Gao, J.; and Deng, L. 2014. Embedding entities and relations for learning and inference in knowledge bases. *CoRR* abs/1412.6575.

[Zhang et al. 2016] Zhang, F.; Yuan, N. J.; Lian, D.; Xie, X.; and Ma, W.-Y. 2016. Collaborative knowledge base embedding for recommender systems. In *Proceedings of the 22nd International Conference on Knowledge Discovery and Data Mining*, KDD '16, 353–362.

A Proof of Propositions

Proposition G.1. For any kernel w of size k , for all $n \geq \left(\frac{5k}{3} - 1\right)$ if k is odd and $n \geq \frac{(5k+2)(k-1)}{3k}$ if k is even, the following statement holds:

$$\mathcal{N}_{het}(\phi_{alt}, k) \geq \mathcal{N}_{het}(\phi_{stk}, k)$$

Proof. Any $M_k \in \mathbb{R}^{k \times k}$, $M_k \subseteq \phi_{alt}$ contains $\lfloor \frac{k}{2} \rfloor$ rows of elements of e_s , and $\lfloor \frac{k+1}{2} \rfloor$ rows of elements of e_r , or vice-versa.

For a single fixed M_k , the total number of triples (a_i, b_j, M_k) and (b_j, a_i, M_k) is

$$2 \times k \left\lfloor \frac{k}{2} \right\rfloor \times k \left\lfloor \frac{k+1}{2} \right\rfloor$$

The number of possible M_k matrices is $(n - k + 1)^2$. Hence the total number of heterogeneous interactions is

$$\mathcal{N}_{het}(\phi_{alt}, k) = (n - k + 1)^2 k^2 \times 2 \left\lfloor \frac{k}{2} \right\rfloor \left\lfloor \frac{k+1}{2} \right\rfloor$$

Any $M_k \in \mathbb{R}^{k \times k}$, $M_k \subseteq \phi_{stk}$ contains l rows of elements of e_s , and $k - l$ rows of elements of e_r , where $0 \leq l \leq k$.

For a fixed l , the number of different possible M_k matrices is $(n - k + 1)$. Hence, the number of heterogeneous interactions is

$$\begin{aligned} \mathcal{N}_{het}(\phi_{stk}, k) &= (n - k + 1) \left(\sum_{l=0}^k 2 \times kl \times k(k - l) \right) \\ &= (n - k + 1) \cdot k^2 \cdot \left(k^2(k + 1) - \frac{k(k + 1)(2k + 1)}{3} \right) \\ &= (n - k + 1) \cdot k^2 \cdot \left(\frac{k(k + 1)(k - 1)}{3} \right) \end{aligned} \quad (1)$$

We need to check whether,

$$\begin{aligned} \mathcal{N}_{het}(\phi_{alt}, k) &\geq \mathcal{N}_{het}(\phi_{stk}, k) \\ \implies (n - k + 1) \left\lfloor \frac{k}{2} \right\rfloor \left\lfloor \frac{k+1}{2} \right\rfloor &\geq \frac{k(k + 1)(k - 1)}{6} \end{aligned}$$

For odd k , this becomes

$$\begin{aligned} (n - k + 1) \left(\frac{k - 1}{2} \right) \left(\frac{k + 1}{2} \right) &\geq \frac{k(k + 1)(k - 1)}{6} \\ n - k + 1 &\geq \frac{2k}{3} \\ n &\geq \frac{5k}{3} - 1 \end{aligned}$$

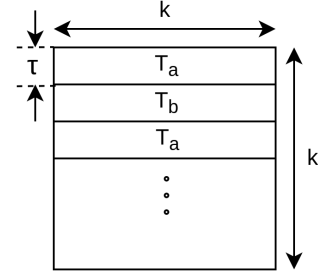


Figure 6: The figure depicts a $k \times k$ matrix M_k . T_a, T_b are reshaped matrices each containing τk components of e_s, e_r respectively.

For even k ,

$$\begin{aligned} (n - k + 1) \left(\frac{k}{2} \right)^2 &\geq \frac{k(k + 1)(k - 1)}{6} \\ nk - k(k - 1) &\geq \frac{2(k + 1)(k - 1)}{3} \\ n &\geq \frac{(5k + 2)(k - 1)}{3k} \end{aligned}$$

□

Proposition G.2. For any kernel w of size k and for all $\tau < \tau'$ ($\tau, \tau' \in \mathbb{N}$), the following statement holds:

$$\mathcal{N}_{het}(\phi_{alt}^\tau, k) \geq \mathcal{N}_{het}(\phi_{alt}^{\tau'}, k)$$

Proof. For simplicity, let us assume that $\alpha = n/(2\tau) \in \mathbb{N}$, i.e., ϕ_{alt}^τ is composed of exactly α blocks of τ rows of e_s and e_r stacked alternately. Also, when $\tau < k$, we assume that $k/\tau \in \mathbb{N}$. Now, for any $M_k \in \mathbb{R}^{k \times k}$, $M_k \subseteq \phi_{alt}^\tau$, we consider the following two cases:

Case 1. $\tau \geq k - 1$: It is easy to see that this case can be split into n/τ subproblems, each of which is similar to ϕ_{stk} . Hence,

$$\mathcal{N}_{het}(\phi_{alt}^\tau, k) = \left(\frac{n}{\tau} \right) \mathcal{N}_{het}(\phi_{stk}, k)$$

Clearly, $\mathcal{N}_{het}(\phi_{alt}^\tau, k)$ is monotonically decreasing with increasing τ .

Case 2. $\tau < k - 1$: As shown in Fig. 6, let $T_a, T_b \in \mathbb{R}^{\tau \times k}$ denote a submatrix formed by components of e_s, e_r respectively. Note that if k is even, then for any $M_k \subseteq \phi_{alt}^\tau$, the number of components of e_s and e_r are always equal to $k^2/2$ each. For odd k , the number of T_a 's and T_b 's are $\frac{(k/\tau)+1}{2}$ and $\frac{(k/\tau)-1}{2}$ in some order. Now, if we move M_k down by i rows ($i \leq \tau$), the total number of heterogeneous

interactions across all such positions is:

$$\begin{aligned}
& \frac{n}{\tau} \sum_{i=0}^{\tau-1} k^2 \left(\left(\frac{k/\tau + 1}{2} \right) \tau - i \right) \left(\left(\frac{k/\tau - 1}{2} \right) \tau + i \right) \\
&= \frac{nk^2}{\tau} \sum_{i=0}^{\tau-1} \frac{(k + \tau - 2i)(k - \tau + 2i)}{4} \\
&= \frac{nk^2}{4\tau} \sum_{i=0}^{\tau-1} k^2 - (\tau^2 + 4i^2 - 4i\tau) \\
&= \frac{nk^2}{4} \left(k^2 - \tau^2 \right) - \frac{4(\tau-1)(2\tau-1)}{6} + \frac{4\tau(\tau-1)}{2} \\
&= C \left(k^2 - \frac{\tau^2}{3} - \frac{2}{3} \right)
\end{aligned}$$

We can see that this is also monotonically decreasing with increasing τ . It is also evident that the above expression is maximum at $\tau = 1$ (since $\tau \in \mathbb{N}$).

□

Proposition G.3. For any kernel w of size k and for all reshaping functions $\phi : \mathbb{R}^d \times \mathbb{R}^d \rightarrow \mathbb{R}^{n \times n}$, the following statement holds:

$$\mathcal{N}_{het}(\phi_{chk}, k) \geq \mathcal{N}_{het}(\phi, k)$$

Proof. For any ϕ , and for any $M_k \in \mathbb{R}^{k \times k}$ such that $M_k \subseteq \phi$, let x, y be the number of components of e_s and e_r in M_k respectively. Then $\mathcal{N}_{het}(M_k, k) = 2xy$. Also, since total number of elements in M_k is fixed, we have $x + y = k^2$.

Using the AM-GM inequality on x, y we have,

$$xy \leq \left(\frac{x+y}{2} \right)^2 = \frac{k^4}{4}$$

If k is odd, since $x, y \in \mathbb{N}$,

$$xy \leq \frac{k^4 - 1}{4}$$

Therefore, the maximum interaction occurs when $x = y = \frac{k^2}{2}$ (for even k), or $x = \frac{k^2+1}{2}, y = \frac{k^2-1}{2}$ (for odd k). It can be easily verified that this property holds for all $M_k \subseteq \phi_{chk}$. Hence,

$$\mathcal{N}_{het}(\phi, k) = \sum_{M_k} 2xy \leq \sum_{M_k} \frac{2k^4}{4} = \mathcal{N}_{het}(\phi_{chk}, k)$$

□

Proof. If M_k contains x components of e_s and y components of e_r , then $\mathcal{N}_{het}(M_k, k) = 2xy$, and $\mathcal{N}_{het}(M'_k, k) = 2(x-l)(y-(p-l))$ for some $l \leq p$ and $l \leq x$. We observe that

$$\begin{aligned}
\mathcal{N}_{het}(M'_k, k) &= \mathcal{N}_{het}(M_k, k) - 2(x-l)(p-l) - 2ly \\
&\leq \mathcal{N}_{het}(M_k, k)
\end{aligned}$$

□

Proposition G.4. Let $\Omega_0, \Omega_c : \mathbb{R}^{n \times n} \rightarrow \mathbb{R}^{(n+p) \times (n+p)}$ denote zero padding and circular padding functions respectively, for some $p > 0$. Then for any reshaping function ϕ ,

$$\mathcal{N}_{het}(\Omega_c(\phi), k) \geq \mathcal{N}_{het}(\Omega_0(\phi), k)$$

Proof. Given $\Omega_c(\phi)$, we know that we can obtain $\Omega_0(\phi)$ by replacing certain components of $\Omega_c(\phi)$ with 0. So for every $M_k \subseteq \Omega_c(\phi)$, there is a corresponding $M'_k \subseteq \Omega_0(\phi)$ which is obtained by replacing some p components ($p \geq 0$) of M_k with 0.

Using the above Lemma, we can see that

$$\begin{aligned}
\mathcal{N}_{het}(\Omega_c(\phi), k) &= \sum_{M_k \subseteq \Omega_c(\phi)} \mathcal{N}_{het}(M_k, k) \\
&\geq \sum_{M'_k \subseteq \Omega_0(\phi)} \mathcal{N}_{het}(M'_k, k) \\
&= \mathcal{N}_{het}(\Omega_0(\phi), k)
\end{aligned}$$

□

B Hyperparameters

We use the standard training, validation and test splits provided with the datasets. A detailed description of the datasets is included in the main paper. We select the best model using the validation data on the hyperparameters listed in Table 5. Most of the hyperparameters are adopted from ConvE (Dettmers et al. 2018) model. In this paper, we explore both 1-1 (Bordes et al. 2013) and 1-N (Dettmers et al. 2018) scoring techniques. In 1-N scoring, each (s, r) pair is scored against all the entities $o \in \mathcal{E}$ simultaneously. For training, we use Adam optimizer (Kingma and Ba 2014) and Xavier initialization (Glorot and Bengio 2010) for initializing parameters.

Hyperparameter	Values
Learning rate	{0.001, 0.0001}
Label smoothening	{0.0, 0.1}
Batch size	{16, 64, 256}
Negative Samples	{100, 500, 1000, 4000}
l_2 regularization	{0, 10^{-5} }
Hidden dropout	{0, 0.3, 0.5}
Feature dropout	{0, 0.2, 0.5}
Input dropout	{0, 0.2}
k_w	{10}
k_h	{20}
Number of convolutional filters	{32, 48, 64, 96}
Convolutional kernel size k	{3, 5, 7, 9, 11}
Number of feature permutations t	{1, 2, 3, 4, 5}

Table 5: Details of hyperparameters used. Please refer to Section B for more details.