

Constrained polynomial likelihood*

Caio Almeida[†] Ricardo Masini[‡] Paul Schneider[§]

September 6, 2023

Abstract

We develop a non-negative polynomial minimum-norm likelihood ratio (PLR) of two distributions of which only moments are known. The sample PLR converges to the unknown population PLR under mild conditions. The methodology allows for additional shape restrictions, as we illustrate with two empirical applications. The first develops a PLR for the unknown transition density of a jump-diffusion process, while the second extracts a positive density directly from option prices. In both cases, we show the importance of implementing the non-negativity restriction.

Keywords: Likelihood ratio, positive polynomial

1 Introduction

In Hilbert spaces, orthogonality and minimum-norm problems are tightly related. As a consequence, orthogonal polynomials have a prominent role in minimum-norm approximation of unknown likelihood ratios and numeric integration. However, extant approaches based on orthogonality only do not preserve important properties of the approximated objects. In this paper, we develop projections of likelihood ratios onto positive polynomials, thus *preserving positivity*, and if desired, additional structural constraints.

The literature considers approximations of likelihood ratios with orthogonal polynomials foremost due to the link between polynomials and the possibility of expressing moments of a distribution as expectations of polynomials [Aït-Sahalia, 2002, Filipović et al., 2013, Kato and Kuriki, 2013, Renner and Schmedders, 2015]. While many other approaches exist in the literature to approximate likelihood ratios,¹ polynomials are a natural choice, as moments are known for many models such as the large affine class [Duffie et al., 2003].

*We are grateful to Don Andrews, Oleg Bondarenko, Albina Danilova, Marc Van Uffelen, and participants at the 2021 SoFiE Conference (San Diego), 2021 Brazilian Meeting of Finance, Lunchtime Workshop at Boston University, and the Remote Seminar Series on Computational Economics and Finance for helpful comments. Paul Schneider gratefully acknowledges the SNF grant 100018.189086 “Scenarios”.

[†]calmeida@princeton.edu, Department of Economics and BCF, Princeton University, Princeton, NJ 08544, USA.

[‡]rmasini@ucdavis.edu, UC Davis, Davis, CA 95616, USA.

[§]paul.schneider@usi.ch, USI Lugano and SFI, Lugano, 6900, Switzerland.

¹The literature on density approximations ranges from saddlepoint approximations [Aït-Sahalia and Yu, 2006], small time expansions [Yu, 2007], to simulation-based methods [Mijatović and Schneider, 2010, Giesecke and Schwenkler, 2018] to cite a small subset of the econometrics and statistics literature. In ma-

Moreover, under mild technical conditions, polynomials generate weighted L^2 spaces that arise naturally when working with expectations and sample averages. In our paper, we work with positive polynomials with the smallest modification to the extant expansions mentioned above.²

Our framework, rooted in Grenander [1981] sieve estimation, is built upon several steps. First, we consider the conventional projection of a likelihood ratio on polynomials. Through an optimization problem, we then obtain our polynomial minimum-norm likelihood ratio (PLR) as the sum of this element, and the minimum-norm polynomial that guarantees pointwise positivity. We show that this optimization problem, if feasible, has the PLR as its unique solution, and subsequently prove consistency of the PLR based on sample moments. Importantly, these coefficients of the PLR can be obtained rapidly as the solution of a conic optimization program, allowing also for additional constraints that can modify the shape of the PLR.

The sieves literature nonparametrically approximates a function using a sequence of finite-dimensional spaces and corresponding basis functions, such as polynomials, splines, wavelets, and trigonometric functions, that grow with the sample size to asymptotically eliminate the bias in the estimation process (see Chen [2007]). In contrast, we opt to keep the degree of the PLR polynomial fixed, approximating the pseudo-true likelihood with (potential) bias. Our motivation stems from the fact that preserving positivity is more important when a finite sample size caps the maximum degree of the PLR than in a limiting large sample/large polynomial degree environment, where the estimated PLR would converge to its positive population counterpart.

A related literature beginning with Hansen and Scheinkman [2009] emphasizes the importance of positive eigenfunctions in asset pricing problems³. Preserving positivity is fundamental in such problems, for instance, in Christensen [2017], who provide Hermite polynomial approximations for estimating a nonparametric decomposition of the Stochastic

chine learning, starting from Berlinet and Thomas-Agnan [2004] a sequence of papers embeds distributions in Reproducing Kernel Hilbert Spaces [Song et al., 2009, Grünewälder et al., 2012, Park and Muandet, 2020, Klebanov et al., 2020], as well as likelihood ratios [Schuster et al., 2020]. While some of the aforementioned papers preserve positivity and normalization of distributions, they do not provide the flexibility to include additional shape constraints.

²More generally, we operate within the generic Hilbert space problem

$$\underset{g \in \mathcal{H}}{\text{minimize}} \quad \|g\|, \quad \text{subject to } (g, f) \in C, f \in \mathcal{H}$$

where C is a convex set, and \mathcal{H} is a Hilbert space along with its inner product (\cdot, \cdot) , encompassing function approximation, interpolation, and many other applications. In this paper, we specialize in likelihood ratios with probabilistic models in mind.

³Hansen and Scheinkman [2009] propose an operator approach to study the long-run risk-return trade-off properties of Stochastic Discount Factors (SDFs) in Markovian environments by solving a Perron-Frobenius eigenfunction problem. The SDF is decomposed into a permanent (martingale) and a transitory component (see Alvarez and Jermann [2005]). Ross [2015] uses the Perron-Frobenius approach to recover investors' beliefs, i.e., subjective probabilities under rational expectations. Borovička et al. [2016] discuss the conditions under which the probability recovered with Perron-Frobenius coincides with the actual probabilities of investors under rational expectations. Christensen [2017] proposes using Sieves to empirically identify this SDF decomposition, establishing the asymptotic theory for Perron-Frobenius eigenfunction and eigenvalue estimators. A non-exhaustive list of additional papers on the SDF decomposition and on recovery probabilities include Chabi-Yo and Bakshi [2012], Chabi-Yo et al. [2015], Backus et al. [2014], Qin and Linetsky [2016], and Qin and Linetsky [2017].

Discount Factor in transitory and permanent components. In this context, our methodology could be used to guarantee a non-negative approximation to the positive eigenfunctions that define the SDF decomposition in finite samples where a projection on polynomials is not guaranteed to preserve positivity.

We illustrate the usefulness of PLR with two simple applications. In the first, we expand the likelihood ratio of the transition density of a continuous-time jump-diffusion process with respect to a Gamma density.⁴ While the conventional orthogonal polynomial approach produces an approximation that is negative close to zero, our PLR is non-negative everywhere and thus can be readily used in any context that crucially relies on the structural properties, normalization, and positivity, of probability measures, such as accept-reject sampling or Bayesian modeling.

In our second application, we subsequently investigate how to extract probability densities directly from option prices. This is particularly interesting in the context of pricing exotic and/or over-the-counter derivatives based on the probability density extracted from vanilla observed option prices. We illustrate this procedure in a controlled environment with a bivariate continuous-time jump-diffusion process from [Duffie et al. \[2000\]](#). Our experiments reveal how the positivity of the PLR crucially translates into meaningful estimates of positive probability densities, rather than projections of densities that do not share basic defining properties of probability measures.

The paper is organized as follows. In [Section 2.1](#) we develop the necessary notation. The traditional approach to minimum-norm expansions appears in [Section 2.2](#) for reference. In [Section 2.3](#) we propose modifications to the standard program to ensure positivity. [Section 2.4](#) shows the uniqueness, consistency, and rate of convergence of the polynomial coefficients defining the PLR. Applications are presented in [Sections 3.1](#) (density approximations), and [3.2](#) (option pricing). [Section 4](#) concludes. In the [Appendix](#), we review sum-of-squares (s.o.s.) polynomials and include the proofs for the theoretical results.

2 Constrained polynomial likelihood

2.1 Set-up and notation

Denoting by \mathcal{P} a probability measure on $D \subseteq \mathbb{R}^d$, let $L_{\mathcal{P}}^2$ be the equivalence class of functions $f : D \mapsto \mathbb{R}$ such that $\int_D f^2(t)d\mathcal{P}(t) < \infty$ with inner product

$$(f, g) = \int_D f(t)g(t)d\mathcal{P}(t), f, g \in L_{\mathcal{P}}^2, t := [t_1, \dots, t_d], \quad (1)$$

where we allow in subsequent sections to extend the inner product to act element-wise on matrices.

Denote by $\mathbb{R}[t]$ the ring of square-integrable polynomials on \mathbb{R}^d , and by $\mathbb{R}[t]_n$ the subset of polynomials $\xi \in \mathbb{R}[t]$ with $\deg(\xi) \leq n$. Denote further by $P_{\mathcal{P},n}$ the set of polynomials $\mathbb{R}[t]_n$ endowed with inner product [\(1\)](#), a finite-dimensional Hilbert space.

⁴When expanding a transition density it is necessary to choose an appropriate auxiliary density function on the same support. For positive support, the Gamma distribution is suited (see [Filipović et al. \[2013\]](#)).

From the standard canonical monomial basis of $P_{\mathcal{P},n}$ we denote

$$\boldsymbol{\tau}_n(t) := [1, t_1, \dots, t_d, t_1^2, t_1 t_2, \dots, t_d^2, \dots, t_1^n, t_1^{n-1} t_2, \dots, t_d^n]^\top, \quad (2)$$

as well as multi-index powers $t^\beta := t_1^{\beta_1} \dots t_d^{\beta_d}$ for $\beta \in \mathbb{N}_0^d$, where the length of the multi-index is $|\beta| = \beta_1 + \dots + \beta_d$.

There are $\binom{n+d}{d}$ elements in the monomial basis, and we denote by $\alpha_0, \dots, \alpha_N$, with $N = \binom{n+d}{d} - 1$, the multi-indices corresponding to their order of appearance in (2). For example, the second element is $t^{\alpha_1} = t_1^{\alpha_{11}} \dots t_d^{\alpha_{1d}} = t_1^1 t_2^0 \dots t_d^0 = t_1$. Any polynomial $\xi_n \in P_{\mathcal{P},n}$ can be written as $\xi_n = \mathbf{x}^\top \boldsymbol{\tau}_n$, where $\mathbf{x} \in \mathbb{R}^{N+1}$ is a coefficient vector.

With projections on positive polynomials in mind, we parameterize a particularly tractable cone $M_n(D) \subset P_{\mathcal{P},n}$ of positive polynomials as follows.

Definition 2.1 (Positive s.o.s. polynomials). Let $S_+^q, q \in \mathbb{N}$ denote the set of symmetric positive semidefinite (p.s.d.) matrices of dimension q . We denote by $M_n(D)$ the set of positive polynomials $\xi_n(t) = \mathbf{x}^\top \boldsymbol{\tau}_n(t) \geq 0, \forall t \in D$ for matrices $\mathbf{V} \in S_+^{q_V}$ and $\mathbf{W} \in S_+^{q_W}$ on a case-by-case basis.

1. Case $D = \mathbb{R}^d$: $\xi_n(t) = \boldsymbol{\tau}_{n/2}^\top(t) \mathbf{V} \boldsymbol{\tau}_{n/2}(t)$,
2. Case $D = \mathbb{R}_+$: $\xi_n(t) = \boldsymbol{\tau}_{n/2}^\top(t) \mathbf{V} \boldsymbol{\tau}_{n/2}(t) + t \left(\boldsymbol{\tau}_{n/2-1}^\top(t) \mathbf{W} \boldsymbol{\tau}_{n/2-1}(t) \right)$,
3. Case $D = [a, b]$: $\xi_n(t) = \boldsymbol{\tau}_{n/2}^\top(t) \mathbf{V} \boldsymbol{\tau}_{n/2}(t) + (b-t)(t-a) \left(\boldsymbol{\tau}_{n/2-1}^\top(t) \mathbf{W} \boldsymbol{\tau}_{n/2-1}(t) \right)$.

By collecting coefficients in the relation above, we can identify a linear relation $\mathbf{x} = T(\mathbf{V}, \mathbf{W})$ between the coefficient vector \mathbf{x} of a positive polynomial in $M_n(D)$ to elements of the symmetric positive semidefinite (p.s.d.) matrices \mathbf{V} and \mathbf{W} , whose dimensions are $q_V = \binom{n/2+d}{d}$ and $q_W = 0$ in the first case, and $q_V = \binom{n/2+1}{1}$ and $q_W = \binom{n/2}{1}$ in the latter two cases. As outlined in Appendix A, Definition 2.1 characterizes the set of positive polynomials in the univariate case, but it is only sufficient in the multivariate case, for which positive polynomials exist that are not sums of squares. As the benefit of the above s.o.s. parameterization, positive polynomials can be modelled through semidefinite programming. Without further modifications, the linear transformation T is not a bijection in general, however, as the following example shows.

Example 1 (Selection matrices). Suppose that $n = 4$, and $D = \mathbb{R}$. Then positivity requires

$$\boldsymbol{\tau}_4^\top(t) \mathbf{x} = \boldsymbol{\tau}_2^\top(t) \mathbf{V} \boldsymbol{\tau}_2(t) = \text{tr}(\mathbf{V} \boldsymbol{\tau}_2(t) \boldsymbol{\tau}_2^\top(t)) = \text{tr} \left(\begin{bmatrix} V_{11} & V_{21} & V_{31} \\ V_{21} & V_{22} & V_{32} \\ V_{31} & V_{32} & V_{33} \end{bmatrix} \begin{bmatrix} 1 & t & t^2 \\ t & t^2 & t^3 \\ t^2 & t^3 & t^4 \end{bmatrix} \right).$$

Collecting coefficients, we can thus express the selection matrices as

$$\mathbf{V}_0 = \begin{bmatrix} 1 & 0 & 0 \\ 0 & 0 & 0 \\ 0 & 0 & 0 \end{bmatrix}, \mathbf{V}_1 = \begin{bmatrix} 0 & 1 & 0 \\ 1 & 0 & 0 \\ 0 & 0 & 0 \end{bmatrix}, \mathbf{V}_2 = \begin{bmatrix} 0 & 0 & 1 \\ 0 & 1 & 0 \\ 1 & 0 & 0 \end{bmatrix}, \mathbf{V}_3 = \begin{bmatrix} 0 & 0 & 0 \\ 0 & 0 & 1 \\ 0 & 1 & 0 \end{bmatrix}, \mathbf{V}_4 = \begin{bmatrix} 0 & 0 & 0 \\ 0 & 0 & 0 \\ 0 & 0 & 1 \end{bmatrix},$$

such that $[x_0, x_1, x_2, x_3, x_4] = T^\top(\mathbf{V}) = [\text{tr}(\mathbf{V} \mathbf{V}_i)]_{i=0}^4 = [V_{11}, 2V_{21}, V_{22} + 2V_{31}, 2V_{32}, V_{33}]$.

Before presenting the full type of problems we are intending to solve on $M_n(D)$, we briefly review projections of Radon-Nikodym derivatives on polynomials through equality-constrained minimum-norm problems. While this problem is standard, and its solution is well-known, it helps inform the optimization program for the shape-constrained version in the subsequent section.

2.2 Minimum-norm likelihood ratio projection

For projections in $L^2_{\mathbb{P}}$, with or without shape constraints, the Gram matrix

$$\mathbf{H}_n := (\boldsymbol{\tau}_n, \boldsymbol{\tau}_n^\top) = \begin{bmatrix} \mu_{0,0}^{\mathcal{P}} & \mu_{0,1}^{\mathcal{P}} & \cdots & \mu_{0,N}^{\mathcal{P}} \\ \mu_{1,0}^{\mathcal{P}} & \mu_{1,1}^{\mathcal{P}} & \cdots & \mu_{1,N}^{\mathcal{P}} \\ \vdots & \vdots & \ddots & \vdots \\ \mu_{N,0}^{\mathcal{P}} & \mu_{N,1}^{\mathcal{P}} & \cdots & \mu_{N,N}^{\mathcal{P}} \end{bmatrix}, \text{ with } \mu_{i,j}^{\mathcal{P}} := \int_D t^{\alpha_i + \alpha_j} d\mathcal{P}(t) \quad (3)$$

features prominently. Our first assumption regarding this symmetric and positive semidefinite matrix greatly simplifies further analysis. It is mild, easily checked, and ensures in particular that the inverse of the Gram matrix \mathbf{H}^{-1} is readily available, greatly facilitating the analysis below.

Assumption 2.2 (Rank of \mathbf{H}_n). Gram matrix \mathbf{H}_n 's smallest eigenvalue $\lambda_{\min}(\mathbf{H}_n) > 0$.

We are particularly interested in projections on polynomials of the Radon-Nikodym derivative of a probability measure \mathcal{Q} on D that is absolutely continuous with respect to \mathcal{P} . Finding the minimum-norm such projection on polynomials, where \mathcal{Q} is only known from its moment vector $\boldsymbol{\mu}_{\mathcal{Q}} := [\mu_0^{\mathcal{Q}}, \dots, \mu_N^{\mathcal{Q}}]^\top$ with $\mu_i^{\mathcal{Q}} := \int_D t^{\alpha_i} d\mathcal{Q}(t)$, solves the equivalent problems [Luenberger, 1997]

$$\begin{aligned} \underset{\xi_n \in P_{\mathcal{P},n}}{\text{minimize}} \quad & \left\| \frac{d\mathcal{Q}}{d\mathcal{P}} - \xi_n \right\|_2^2 & \Leftrightarrow & \underset{\mathbf{x} \in \mathbb{R}^N}{\text{minimize}} \quad \left\| \mathbf{H}_n^{1/2} \mathbf{x} \right\|_2^2, \text{ subject to} \\ & & & \mathbf{H}_n \mathbf{x} = \boldsymbol{\mu}_{\mathcal{Q}}, \end{aligned} \quad (4)$$

where $\mathbf{H}_n^{1/2}$ denotes the Cholesky factor of \mathbf{H}_n . The well-known solution to problem (4) is

$$\xi_n^*(t) := \boldsymbol{\mu}_{\mathcal{Q}}^\top \mathbf{H}_n^{-1} \boldsymbol{\tau}_n(t). \quad (5)$$

On $P_{\mathcal{P},n}$, the projection of a Radon-Nikodym derivative on polynomials evidently corresponds to moment-matching. However, there is no mechanism that ensures to maintain the structural properties of Radon-Nikodym derivatives – normalization and positivity – in the projection.

To project on *positive* polynomials, with $M_n(D)$ not being a linear space, using it as a hypothesis space requires additional considerations. In the next section, we, therefore, introduce an optimization program akin to (4), where membership to $M_n(D)$ is implemented as a conic constraint. The formulation as an optimization program additionally allows to generalize the equality constraints in Section 2.2 to inequalities, and to add further restrictions, as demanded by each application.

2.3 Constrained minimum-norm likelihood ratio projection

In this section, we introduce a minimization program that accommodates the constraints in (4) as a special case and includes additionally the conic constraint $\xi_n \in M_n(D)$ from Definition 2.1.

$$\begin{aligned} & \underset{\xi_n \in M_n(D)}{\text{minimize}} \|\xi_n\|^2, \text{ subject to} \\ & (\xi_n, f_i) = c_i, i = 1, \dots, m, \text{ and } (\xi_n, g_j) \leq d_j, j = 1, \dots, l, \end{aligned} \tag{6}$$

where $f_1, \dots, f_m, g_1, \dots, g_l \in L_{\mathcal{P}}^2$ are linearly independent functions generating the subspace $K := [f_1, \dots, f_m, g_1, \dots, g_l]$. While in general $K \subsetneq P_{\mathcal{P},n}$, we nevertheless routinely set $f_1 = 1$, so that with $(\xi_n, f_1) = 1$, ξ_n represents a normalized and positive likelihood ratio with respect to a probability distribution \mathcal{P} . Together with the additional constraints it therefore is a constrained polynomial likelihood ratio (PLR). Note that the constraint $\xi_n \in M_n(D)$ ensures pointwise positivity. This is important for evaluating the PLR with any argument while maintaining positivity, as for instance in out-of-sample exercises or simulations.

It is easy to construct an example for which program (6) is infeasible. The constraint $(\xi_n, 1) = -1$ can not be satisfied by any non-negative polynomial ξ_n , with \mathcal{P} being a probability measure. Apart from such cases, the feasibility of (6) becomes more likely, the higher the order of ξ_n , increasing the number of coefficients. In light of this observation, denoting by $\tilde{K} = \{\mathbf{x} \in \mathbb{R}^{N+1} : \{(\xi_n, f_i) = c_i\}_{i=1,\dots,m}\}$, and $\{(\xi_n, g_j) \leq d_j\}_{j=1,\dots,l}\}$ the feasible set of program (6), we state our second assertion.

Assumption 2.3 (Feasibility). There exists $n \in \mathbb{N}$ such that \tilde{K} has non-empty interior.

In the next section, we discuss a generic solution algorithm to the optimization problem (6), and show the consistency of the solution in the case when the inner product (1) is estimated from sample averages.

2.4 Properties of solutions on $P_{\mathcal{P},n}$ and $M_n(D)$

The present section discusses the properties of the solution to program (6).

2.4.1 Uniqueness of the primal optimization problem

As a first step, we argue the uniqueness of the solution to program (6), if the constraints are feasible, as a standard result in finite-dimensional convex optimization. To develop a solution, we first exploit that we work in a finite-dimensional Hilbert space of polynomials, which allows us to express the functional inequalities as matrix equations. The (in)equalities in Eq. (6) are linear in ξ_n , and defining $\mathbf{c} := [c_1, \dots, c_m]^\top$, $\mathbf{d} := [d_1, \dots, d_l]^\top$, $\mathbf{f} := [f_1, \dots, f_m]^\top$, and $\mathbf{g} := [g_1, \dots, g_l]^\top$, we can express them as

$$(\xi_n, \mathbf{f}) = \mathbf{F}_n \mathbf{x} = \mathbf{c}, \text{ and } (\xi_n, \mathbf{g}) = \mathbf{G}_n \mathbf{x} \preceq \mathbf{d}. \tag{7}$$

where \preceq represents generalized, conic, inequality, and the inner product is naturally applied element-wise, such that $\mathbf{F}_n \in \mathbb{R}^{m \times N+1}$ and $\mathbf{G}_n \in \mathbb{R}^{l \times N+1}$.

Proposition 2.4. *If Assumptions 2.2 and 2.3 hold, problem (6) has a unique solution from the primal problem*

$$\begin{aligned} & \underset{\mathbf{x} \in \mathbb{R}^{N+1}}{\text{minimize}} && \frac{1}{2} \|\mathbf{H}_n^{1/2} \mathbf{x}\|_2^2, \\ & \text{subject to} && \mathbf{F}_n \mathbf{x} = \mathbf{c}, \mathbf{G}_n \mathbf{x} \preceq \mathbf{d}, \\ & && \mathbf{x} = T(\mathbf{V}, \mathbf{W}); \mathbf{V} \in S_+^{m_V}, \mathbf{W} \in S_+^{m_W}, \end{aligned} \quad (8)$$

where the linear map $T : S_+^{m_V} \times S_+^{m_W} \mapsto \mathbb{R}^{N+1}$,

$$T(\mathbf{V}, \mathbf{W}) := [\text{tr}(\mathbf{V}_0 \mathbf{V}) + \text{tr}(\mathbf{W}_0 \mathbf{W}), \dots, \text{tr}(\mathbf{V}_N \mathbf{V}) + \text{tr}(\mathbf{W}_N \mathbf{W})]^\top, \quad (9)$$

for fixed symmetric selection matrices $\mathbf{V}_0, \dots, \mathbf{V}_N$ and $\mathbf{W}_0, \dots, \mathbf{W}_N$ of the same dimension as \mathbf{V} and \mathbf{W} , respectively. The corresponding dual reads

$$\begin{aligned} & \underset{\boldsymbol{\eta} \in \mathbb{R}^m, \boldsymbol{\varepsilon} \in \mathbb{R}_+^l, \boldsymbol{\nu} \in \mathbb{R}^{N+1}}{\text{maximize}} && -\frac{1}{2} \|\mathbf{H}_n^{-1/2} (\mathbf{F}_n^\top \boldsymbol{\eta} + \boldsymbol{\nu} - \mathbf{G}_n^\top \boldsymbol{\varepsilon})\|_2^2 - \boldsymbol{\varepsilon}^\top \mathbf{d} + \boldsymbol{\eta}^\top \mathbf{c} \\ & \text{subject to} && \sum_{i=0}^N \nu_i \mathbf{V}_i \succeq 0, \sum_{i=0}^N \nu_i \mathbf{W}_i \succeq 0. \end{aligned} \quad (10)$$

where the primal and dual solutions are linked as

$$\mathbf{x}_0 = \mathbf{H}_n^{-1} (\mathbf{F}_n^\top \boldsymbol{\eta}_0 + \boldsymbol{\nu}_0 - \mathbf{G}_n^\top \boldsymbol{\varepsilon}_0). \quad (11)$$

It is noteworthy that the dual formulation is strictly convex in the sum $\mathbf{F}_n^\top \boldsymbol{\eta} + \boldsymbol{\nu} - \mathbf{G}_n^\top \boldsymbol{\varepsilon}$, rather than in the Lagrange multipliers $\boldsymbol{\eta}, \boldsymbol{\nu}, \boldsymbol{\varepsilon}$ corresponding to the equality, positivity, and inequality constraints, separately. This observation becomes important for deriving results about the behavior of optimization problems (8) and (10) when the population matrices $\mathbf{F}_n, \mathbf{G}_n, \mathbf{H}_n$, and possibly also \mathbf{c} and \mathbf{d} are estimated from data. Conveniently, the ingredients of the program (6) depend entirely and exclusively on expectations induced by \mathcal{P} . This feature is useful in applications where the weight function \mathcal{P} in (1) is unknown, but, for instance, its moments can be estimated.

Furthermore, note that if K is generated by polynomials, we have a unique orthogonal decomposition of solution $\xi_n(t) = \mathbf{x}_0^\top \boldsymbol{\tau}_n(t)$ of program (8) into

$$\xi_n = \xi_n^\star \oplus \xi_n^\circ, \quad (12)$$

where ξ_n^\star is the minimum-norm polynomial on K , and ξ_n° is the minimum-norm polynomial lifting the solution into $M_n(D)$.

2.4.2 Consistency

In this section, we are concerned with the behavior of the optimal coefficients when the inner product can only be evaluated from the sample distribution induced by identically distributed draws x_1, \dots, x_k from \mathcal{P} . We derive two types of asymptotic results, the first being a consistency result on the coefficients \mathbf{x} , and the second being a non-standard result accounting for the non-uniqueness of the arguments that minimize the dual (10).

We first define

$$\langle f, g \rangle_k := \frac{1}{k} \sum_{i=1}^k f(x_i)g(x_i) \text{ for } f, g \in L_{\mathcal{P}}^2, \quad (13)$$

With the empirical inner product, we can define $\hat{\mathbf{H}}_{n,k} := \langle \boldsymbol{\tau}_n, \boldsymbol{\tau}_n^\top \rangle_k$, and analogously $\hat{\mathbf{F}}_{n,k} := \langle \xi_n, \mathbf{f} \rangle_k$ and $\hat{\mathbf{G}}_{n,k} := \langle \xi_n, \mathbf{g} \rangle_k$. Denoting by \tilde{K}_k the feasible set induced by $\hat{\mathbf{F}}_{n,k}$, $\hat{\mathbf{G}}_{n,k}$, and $\hat{\mathbf{H}}_{n,k}$, we are in the position to introduce the sample versions of problem (6), of its corresponding mixed-conic primal and dual matrix versions (8) and (10), and to establish consistency of the estimators in these problems. Let \mathbf{x}_0 represent the coefficients of the polynomial ξ_n , that are the solution of problem (6) with restrictions based on the population moments $\{(\xi_n, f_i), (\xi_n, g_j)\}$, and $\hat{\mathbf{x}}_k$ represent the corresponding coefficients from the sample moments $\{\langle \xi_n, f_i \rangle_k, \langle \xi_n, g_j \rangle_k\}$, $i = 1, \dots, m; j = 1, \dots, l$, with analogous notation for the dual problem.

To provide the two types of consistency results, we introduce the population and sample objective functions

$$\mathcal{R}_k(\mathbf{x}) := -\mathbf{x}^\top \hat{\mathbf{H}}_{n,k} \mathbf{x} \text{ and } \mathcal{R}_0(\mathbf{x}) := -\mathbf{x}^\top \mathbf{H}_n \mathbf{x} \text{ of the primal problem.}$$

To establish consistency of the estimators, as well as statements about their behavior with increasing k , we make a (mild) assumption concerning the matrices depending on estimated moments.

Assumption 2.5 (Rate of Convergence). Let $\hat{\mathbf{H}}_{n,k}$, $\hat{\mathbf{F}}_{n,k}$, $\hat{\mathbf{G}}_{n,k}$, $\hat{\mathbf{c}}_k$ and $\hat{\mathbf{d}}_k$ be estimators of \mathbf{H}_n , \mathbf{F}_n , \mathbf{G}_n , \mathbf{c} and \mathbf{d} , respectively. Set $\mathbf{s}^\top := [(\text{vec } \mathbf{H}_n)^\top, (\text{vec } \mathbf{F}_n)^\top, (\text{vec } \mathbf{G}_n)^\top, \mathbf{c}^\top, \mathbf{d}^\top]$ and define $\hat{\mathbf{s}}$ in the same manner. Suppose that $\|\hat{\mathbf{s}} - \mathbf{s}\|_2 = O_{\mathcal{P}}(r_k)$ for some non-negative sequence $r_k \rightarrow 0$ as $k \rightarrow \infty$.

In most cases, the estimators $\hat{\mathbf{H}}_{n,k}$, $\hat{\mathbf{F}}_{n,k}$, $\hat{\mathbf{G}}_{n,k}$, $\hat{\mathbf{c}}_k$ and $\hat{\mathbf{d}}_k$ will be sample averages. Since we already assume square integrability, the Weak Law of Large numbers will ensure Assumption 2.5 with $r_k = 1/\sqrt{k}$. Uncorrelatedness of the realizations suffices, but several other forms of weak dependencies could be accommodated such as mixingales and mixing sequences provided that the serial correlation can be controlled. Note that Assumption 2.5 together with Assumption 2.2 also ensures that the symmetric p.s.d. matrix $\hat{\mathbf{H}}_{n,k}$ will be positive definite with high probability for k large enough.

Proposition 2.6 (Consistency). *Under Assumptions 2.2, 2.3, and 2.5, $\hat{\mathbf{x}}_k \xrightarrow{\mathcal{P}} \mathbf{x}_0$ as $k \rightarrow \infty$ for fixed n .*

Proposition 2.6 is based on mild assumptions and describes the asymptotic behavior of the estimator of the optimal coefficients \mathbf{x}_0 . However, it does not account for the p.s.d. matrices $\boldsymbol{\Lambda}_V$ and $\boldsymbol{\Lambda}_W$, which appear as Lagrange multipliers of the s.o.s. cones (cf. the Lagrangian in (22)).

To describe the joint behavior of the estimated primal and dual parameters, let $\boldsymbol{\theta}^\top := [\mathbf{x}^\top, (\text{vec } \mathbf{V})^\top, (\text{vec } \mathbf{W})^\top, \boldsymbol{\eta}^\top, \boldsymbol{\varepsilon}^\top, \boldsymbol{\nu}^\top, (\text{vec } \boldsymbol{\Lambda}_V)^\top, (\text{vec } \boldsymbol{\Lambda}_W)^\top] \in \Theta$ where Θ is the Cartesian

product of the domain of each component of $\boldsymbol{\theta}$ defined above, and $\Psi : \Theta \rightarrow \mathbb{R}^e$ is given by

$$\Psi(\boldsymbol{\theta}) := \begin{bmatrix} \mathbf{H}_n \mathbf{x} - \mathbf{F}_n^\top \boldsymbol{\eta} + \mathbf{G}_n^\top \boldsymbol{\varepsilon} - \boldsymbol{\nu} \\ \text{vec}(\boldsymbol{\Lambda}_V - \sum_{i=0}^n \nu_i \mathbf{V}_i) \\ \text{vec}(\boldsymbol{\Lambda}_W - \sum_{i=0}^n \nu_i \mathbf{W}_i) \\ \mathbf{F}_n \mathbf{x} - \mathbf{c} \\ \boldsymbol{\varepsilon} \odot (\mathbf{G}_n \mathbf{x} - \mathbf{d}) \\ \mathbf{x} - T(\mathbf{V}, \mathbf{W}) \\ \text{tr}(\boldsymbol{\Lambda}_V \mathbf{V}) \\ \text{tr}(\boldsymbol{\Lambda}_W \mathbf{W}) \end{bmatrix},$$

where \odot denotes the Hadamard product. The solutions to problems (8)–(10) can be characterized by $\Theta_0 := \{\boldsymbol{\theta} \in \Theta : \Psi(\boldsymbol{\theta}) = \mathbf{0}\}$ due to strong duality. Note that Ψ is closely related to the KKT conditions, in the sense that the first three equations of $\Psi(\boldsymbol{\theta}) = \mathbf{0}$ are stationary conditions, and the remaining are non-slackness-type, and primal and dual feasibility conditions.

Since Θ_0 is a level set of a continuous function, it is closed. It is also convex as the solution set of a convex optimization problem, but it is not necessarily bounded. However, for optimal $\mathbf{x}_0 \in \mathbb{R}^{N+1}$, we can regularize such that all other entries are bounded by a (large) constant $C > 0$. Take, for instance, Example 1, where $x_2 = V_{22} + 2V_{31}$. We can impose a large upper bound C for the magnitudes of V_{22} and V_{31} . Following this principle, we consider only solutions in the compact $\Theta_* := \Theta_0 \cap \bar{B}_C(\mathbf{0})$, where $\bar{B}_C(\mathbf{0})$ denotes the closed ball in Θ with radius C .

Let $\widehat{\Psi}$ be the sample analogue of the function Ψ , i.e., $\widehat{\Psi}$ is the function Ψ with \mathbf{H}_n , \mathbf{F}_n , \mathbf{G}_n , \mathbf{c} and \mathbf{d} replaced by estimators $\widehat{\mathbf{H}}_{n,k}$, $\widehat{\mathbf{F}}_{n,k}$, $\widehat{\mathbf{G}}_{n,k}$, $\widehat{\mathbf{c}}_k$ and $\widehat{\mathbf{d}}_k$, respectively, and define $\widehat{\Theta}_k := \{\boldsymbol{\theta} \in \bar{B}_C(\mathbf{0}) : \|\widehat{\Psi}(\boldsymbol{\theta})\| \leq \delta_k\}$ for some non-negative sequence such that $\delta_k \rightarrow 0$ as $k \rightarrow \infty$, keeping in mind Assumption 2.5 for the estimators.

Due to the partial identification of all coefficients (except for \mathbf{x} that is unique), both the estimator $\widehat{\Theta}_k$ and the parameter of interest Θ_* are sets (subsets of Θ). Therefore, we use the Hausdorff distance defined by a pair of sets of a metric space $A, B \subseteq (M, d)$ as

$$d_H(A, B) := \max \left\{ \sup_{a \in A} \inf_{b \in B} d(a, b), \sup_{b \in B} \inf_{a \in A} d(a, b) \right\}.$$

Proposition 2.7 (Set rate of convergence). *Under Assumptions 2.3 and 2.5, for every $\epsilon > 0$, there are constants $C_\epsilon, M_\epsilon > 0$ such that for every $k \in \mathbb{N}$,*

$$\mathcal{P}(d_H(\widehat{\Theta}_k, \Theta_*) \leq M_\epsilon r_k) \geq 1 - \epsilon,$$

provided that $\delta_k = Cr_k$ for $C \geq C_\epsilon$ where d_H is the Hausdorff distance.

Proposition 2.7 above complements Proposition 2.6 by establishing the rate of convergence of $\widehat{\Theta}_k$ to Θ_* as $k \rightarrow \infty$ in the Hausdorff distance, which coincides with the usual Euclidean distance when both $\widehat{\Theta}_k$ and Θ_* are singletons. In general, we expect $r_k = 1/\sqrt{k}$, and in that case, $\widehat{\Theta}_k$ is \sqrt{k} -consistent, which implies that $\widehat{\mathbf{x}}_k - \mathbf{x}_0 = O_{\mathcal{P}}(1/\sqrt{k})$. From the proof of Proposition 2.7, the following related result follows immediately.

Corollary 1 (Asymptotic coverage). *Under Assumptions 2.3 and 2.5 we have $\mathcal{P}(\Theta_* \subseteq \widehat{\Theta}_k) \rightarrow 1$ provided that $\delta_k = O(r_k \log k)$ as $k \rightarrow \infty$.*

Corollary 1 provides a useful guarantee for the estimated coefficients of the model. It ensures that the $(r_k \log k)$ -level set of $\widehat{\Psi}$ contains the true set Θ_* with high probability as k increases. Once again, we expect $r_k = 1/\sqrt{k}$, consequently $\widehat{\Theta}_k$ is a (nearly parametric rate) confidence set for Θ_* with confidence level approaching one as the sample size increases. Note that the log term is arbitrary in the sense that any strictly increasing function could replace it without changing the result.

3 Applications

In this section, we present two applications of the PLR developed in this paper. The first, in Section 3.1, approximates the unknown transition density of a jump-diffusion process whose moments are known. The second extracts densities from option prices in Section 3.2. For both applications, both \mathcal{P} , as well as \mathcal{Q} possess Lebesgue densities p and q , respectively.

3.1 Density expansions

As a natural application and as a continuation of Section 2.2, we investigate here approximations of an unknown distribution \mathcal{Q} given moments $\mu_{\mathcal{Q}} := \int_D \tau_m d\mathcal{Q}$, where we allow for $m \leq n$ (rather than $m = n$ as in Section 2.2). To indicate the dependence of ξ_n on the number of monomials spanning K , we denote the optimal n -order polynomial likelihood expansion with moment constraints up to order m by $\xi_{n(m)}^{(m)}$ or more concisely $\xi_n^{(m)}$, where n is chosen sufficiently high according to Assumption 2.3. We begin by showing that $\xi_n^{(m)}$ converges in $L_{\mathcal{P}}^2$ to its unknown counterpart $\frac{d\mathcal{Q}}{d\mathcal{P}}$. For this asymptotic analysis formulated with population moments, we need a technical assumption.⁵

Assumption 3.1 (Polynomial basis). The ring of polynomials $\mathbb{R}[t]$ is a basis of $L_{\mathcal{P}}^2$.

Assumption 3.1 is justified in particular for compact state spaces, as well as unbounded state spaces with the tails of p decaying sufficiently quickly [Filipović et al., 2013].

Theorem 3.2. *If $\frac{d\mathcal{Q}}{d\mathcal{P}} \in L_{\mathcal{P}}^2$, and Assumptions 2.2, 2.3, and 3.1 hold, the non-negative expansion $\xi_n^{(m)}$ converges in $L_{\mathcal{P}}^2$,*

$$\lim_{m \rightarrow \infty} \left\| \frac{d\mathcal{Q}}{d\mathcal{P}} - \xi_{n(m)}^{(m)} \right\| = 0. \quad (14)$$

To put our PLR to work, we now confront our density approximation approach with the one proposed in Filipović et al. [2013, FMS]. For this purpose, we consider the basic affine jump diffusion (BAJD) solving the stochastic differential equation

$$dY_t = (\kappa\theta - \kappa Y_t) dt + \sigma\sqrt{Y_t}dW_t + dL_t. \quad (15)$$

⁵It is important to keep in mind that for fixed n the framework from Sections 2.2 and 2.3 is applicable also to distributions with finite moments, but no moment-generating function, like the log-normal distribution. However, for the asymptotic analysis on the polynomial dimension n as shown in this section, only \mathcal{P} random variables with a moment-generating function are permissible.

where W_t is a Brownian motion, the intensity of the compound Poisson process L is $\lambda \geq 0$, and the expected jump size of the exponentially distributed jumps is $\nu \geq 0$. The transition density of $Y_\Delta \mid Y_0$, $\Delta > 0$ is not known in closed form, but its existence is assured if $2\kappa\theta > \sigma^2$ [Filipović et al., 2013, Theorem 2] on its domain $D = \mathbb{R}_+$. Note that since the BAJD is a polynomial process, its conditional moments $\mu_i := \mathbb{E}[Y_\Delta^i \mid Y_0]$ are known in closed form for $\Delta > 0$, however, even though the transition density is not. This process, as well as some of its variations, have been adopted to model the dynamics of stock index prices (Bates [2000]), and to represent the intensity of the first jump to default when pricing CDS options and other related credit derivatives (Brigo and Mercurio [2006]).

In the following, we develop a likelihood ratio tilting a Gamma distribution $\Gamma(1 + \tilde{p}, 1)$ with density $p(x; \tilde{p}) = \frac{e^{-x} x^{\tilde{p}}}{\Gamma[1 + \tilde{p}]}$, where $\tilde{p} = \mu_1^2 / (\mu_2 - \mu_1^2) - 1$ and Γ denotes the Gamma function. This auxiliary density pertains to the scaled random variable $\bar{Y}_\Delta := Y_\Delta \cdot c$, with $c := \frac{\mu_1}{\mu_2 - \mu_1^2}$, so that the object of interest $q^{(m)}(y) = \xi_n^{(m)}(\bar{y}) p(\bar{y}) \cdot c$ accounting for this change of variables, where the notation $\xi_n^{(m)}(\bar{y})$ emphasizes the dependence of the PLR on the scaled random variable.

We match moments μ_0, \dots, μ_5 , where the choice of $m = 5$ is arbitrary, leaving sufficiently many free coefficients ($n = 8$) to obtain a PLR. The corresponding program reads

$$\underset{\xi_8 \in M_8(\mathbb{R}_+)}{\text{minimize}} \quad \|\xi_8\|, \text{ subject to} \quad (\xi_8, t^i) = \mu_i, \quad i = 0, \dots, 5,$$

and we denote by $\xi_8^{(5)}$ the solution to the program above. We confront our PLR approximation with the one proposed in FMS using the same weight function p , and matching the same moments μ_0, \dots, μ_5 . The corresponding program reads

$$\underset{\eta_5 \in \mathbb{R}[t]_5}{\text{minimize}} \quad \|\eta_5\|, \text{ subject to} \quad (\eta_5, t^i) = \mu_i, \quad i = 0, \dots, 5.$$

and we term its solution $\eta^{(5)}$. FMS solves the program using the projection theorem via orthogonal polynomials. Ours and their solutions are easily related, as $\xi_n^{*(m)} = \eta^{(m)}$ for every non-negative integer m by construction, so that in general $\xi_n^{(m)} = \eta^{(m)} + \xi_n^{o(m)}$ (cf. decomposition (12)). From elementary arguments, the PLR is farther away in $L^2_{\mathcal{P}}$ norm from the true likelihood ratio than the FMS one for every m . This is the price of non-negativity, which we will see in our next illustration might be worth paying, depending on the application.

We perform the comparison with the parameters $\kappa\theta = 0.05$, $\kappa = 1$, $\sigma = 0.2$, $\lambda = 1$, $\nu = 0.05$, $y_0 = 0.05$, roughly describing the dynamics of a stochastic equity volatility process, with the true transition density obtained numerically from Fourier inversion using the exponentially-affine characteristic function of the BAJD.

Figure 1 shows that the FMS density becomes negative close to zero, the more negative, the smaller Δ , as Panels 1a and 1b indicate. Thus, in an application demanding positivity, such as derivatives pricing (Aït-Sahalia [1999]), likelihood ratio tests, or MCMC sampling, it is imperative to use the PLR proposed in this paper, rather than the FMS projections without modifications.

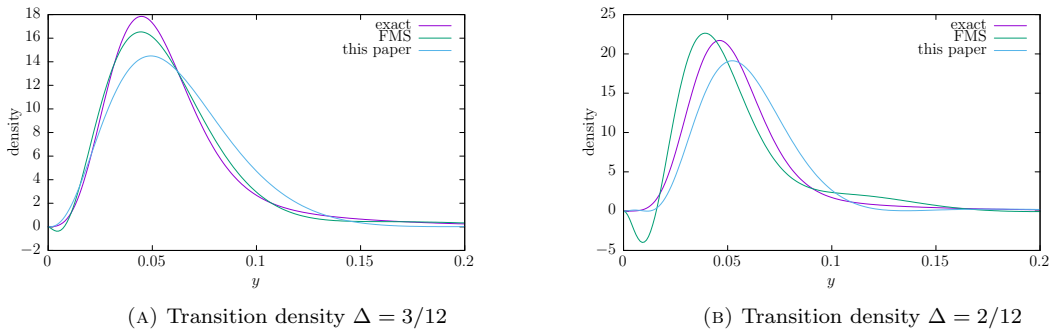


FIGURE 1: **Comparison of density approximations.** This figure shows transition density approximations of the Basic Affine Jump-Diffusion (BAJD) solving the stochastic differential equation $dY_t = (\kappa\theta - \kappa Y_t) dt + \sigma\sqrt{Y_t}dW_t + dL_t$. The parameters used are $\kappa\theta = 0.05, \kappa = 1, \sigma = 0.2, \lambda = 1, \nu = 0.05, y_0 = 0.05$. Panels **a** and **b** show the approximation for a time span of $\Delta = 3/12$, and $\Delta = 2/12$, respectively. For both pictures, the exact density is obtained from Fourier inversion, while the density approximation FMS facilitates the approach from Filipović et al. [2013].

3.2 Distributions from options

Deviations from positivity of probability distributions may have sizable economic ramifications. In this section, we explore PLR in the context of option pricing and the concept of no-arbitrage. The absence of arbitrage, or free lunch, implies that any payoff $X_{t+\Delta}$ has forward price $F_t(X_{t+\Delta})$, where F_t is a linear operator that has a representation in terms of an expectation⁶

$$F_t(X_{t+\Delta}) = \mathbb{E}^{\mathcal{Q}}[X_{t+\Delta}|\mathcal{F}_t], \quad (16)$$

where \mathcal{Q} is a so-called forward measure. As before, we assume in this section that \mathcal{Q} is absolutely continuous with respect to the Lebesgue measure with density q (and likewise \mathcal{P} with density p). Note that here \mathcal{P} represents an auxiliary possibly misspecified parametric probability measure approximating \mathcal{Q} .

A call option written on the payoff $X_{t+\Delta}$ with strike price K pays $(X_{t+\Delta} - K)^+$, while for puts the payoff is $(K - X_{t+\Delta})^+$. Given a set $\mathcal{K} := \{K_1, \dots, K_\Omega\}$ of strike prices along with bid-ask spreads, or for simplicity, mid quotes of option forward prices $P_{t,\Delta}(K_1), \dots, P_{t,\Delta}(K_\omega), C_{t,\Delta}(K_{\omega+1}), \dots, C_{t,\Delta}(K_\Omega)$ of out-of-the-money options (meaning that $K_1 < \dots < K_\omega \leq F_t(X_{t+\Delta}) \leq K_{\omega+1} < \dots < K_\Omega$), our goal is to find a density q that is compatible with these prices. If strike prices were continuously quoted, q could be computed from second derivatives of option prices [Breed and Litzenberger, 1978], but the presence of only a discrete observation \mathcal{K} requires additional considerations to obtain q .

Option cross sections are informative financial instruments, as from Carr and Madan [2001], for any twice-differentiable almost-everywhere function f , its forward-neutral expectation is a particular option portfolio,

$$\mathbb{E}^{\mathcal{Q}}[f(X_{t+\Delta})|\mathcal{F}_t] = \int_0^{F_t(X_{t+\Delta})} f''(K)P_{t,\Delta}(K)dK + \int_{F_t(X_{t+\Delta})}^{\infty} f''(K)C_{t,\Delta}(K)dK, \quad (17)$$

⁶We conduct our study in the forward market. Alternatively, in the spot market, we would assume zero interest rates for simplicity.

so that, for instance, forward-neutral moments can be approximated from observed option cross sections. We will use formula (17) to compute $\mu_i^{\mathcal{Q}} := \mathbb{E}^{\mathcal{Q}}[(\log X_{t+\Delta})^i | \mathcal{F}_t]$ and $\sigma^{\mathcal{Q}} := \sqrt{\mu_2^{\mathcal{Q}} - \mu_1^{\mathcal{Q}}}$ to define

$$Y := \frac{\log \frac{X_{t+\Delta}}{F_t(X_{t+\Delta})} - \mu_1^{\mathcal{Q}}}{\sigma^{\mathcal{Q}}}, \text{ and similarly } w := \frac{\log \frac{K}{F_t(X_{t+\Delta})} - \mu_1^{\mathcal{Q}}}{\sigma^{\mathcal{Q}}}. \quad (18)$$

From this change of variables, forward option prices can be written as

$$\begin{aligned} P_{t,\Delta}(K) &= \mathbb{E}^{\mathcal{Q}}[(K - X_{t+\Delta})^+] = e^{\mu_1^{\mathcal{Q}}} F_t(X_{t+\Delta}) \int_{-\infty}^{\log w} (e^{\sigma^{\mathcal{Q}} w} - e^{\sigma^{\mathcal{Q}} y}) \tilde{q}(y) dy, \text{ and} \\ C_{t,\Delta}(K) &= \mathbb{E}^{\mathcal{Q}}[(X_{t+\Delta} - K)^+] = e^{\mu_1^{\mathcal{Q}}} F_t(X_{t+\Delta}) \int_{\log w}^{\infty} (e^{\sigma^{\mathcal{Q}} y} - e^{\sigma^{\mathcal{Q}} w}) \tilde{q}(y) dy, \end{aligned} \quad (19)$$

where the density \tilde{q} pertains to Y . From \tilde{q} , we can recover the original density q , the object of interest, from

$$q(x) = \frac{1}{x \sigma^{\mathcal{Q}}} \tilde{q} \left(\frac{\log \frac{x}{F_t(X_{t+\Delta})} - \mu_1^{\mathcal{Q}}}{\sigma^{\mathcal{Q}}} \right).$$

The above centering and scaling facilitate the object of interest

$$\xi_n = \frac{\tilde{q}}{p} \in L^2_{\mathcal{P}},$$

such that the options are priced, and martingale and normalization restrictions, are satisfied. In terms of the auxiliary density p , the martingale and density normalization restrictions that should be satisfied under the forward measure read

$$1 = e^{\mu_1^{\mathcal{Q}}} \int_{-\infty}^{\infty} e^{\sigma^{\mathcal{Q}} y} \xi_n(y) p(y) dy, \text{ and } 1 = \int_{-\infty}^{\infty} \xi_n(y) p(y) dy, \text{ respectively.}$$

In the context of fat-tailed forward-neutral \tilde{q} densities, the choice of the auxiliary density p becomes particularly important. Lee [2004] investigates the tail of the distribution of forward-neutral log returns showing that it is exponential, and therefore ticker than the Gaussian tail. Thus, in the context of option pricing, the absolute continuity of p with respect to \tilde{q} puts strong restrictions on the choice of p , excluding in particular the normal distribution, as its tails are too thin.

From these considerations, we solve the problem using the generalized hyperbolic distribution [Barndorff-Nielsen and Halgreen, 1977] as auxiliary density p . The generalized hyperbolic distribution has four parameters. We choose the parameters to fit the first four moments of Y , such that $\mu_1^{\mathcal{Q}} = 0, \mu_2^{\mathcal{Q}} = 1, \mu_3^{\mathcal{Q}}, \mu_4^{\mathcal{Q}}$. These moments can be computed either from a model under consideration, or using formula (17) with observed option prices. Importantly, the generalized hyperbolic distribution features exponential tails, such that the approximation in $L^2_{\mathcal{P}}$ is meaningful. In particular, for the parameterizations used below, the tails of the generalized hyperbolic distribution satisfy the $L^2_{\mathcal{P}}$ integrability condition.

Specializing program (6) for the task of extracting a density from option prices, we

$$\begin{aligned}
& \underset{\xi_n \in \mathcal{M}_n(D)}{\text{minimize}} \quad \|\xi_n\|^2, \\
& \text{subject to} \quad (\xi_n, 1) = 1, \quad (\xi_n, e^{\mu_1^Q} e^{\sigma^Q \cdot Y}) = 1, \\
& 1 - \varepsilon \leq \left(\xi_n, \frac{e^{\mu_1^Q} F_t(X_{t+\Delta})(e^{\sigma^Q \cdot w_j} - e^{\sigma^Q \cdot Y})^+}{P_\Delta(K_j)} \right) \leq 1 + \varepsilon, \quad j = 1, \dots, \omega \\
& 1 - \varepsilon \leq \left(\xi_n, \frac{e^{\mu_1^Q} F_t(X_{t+\Delta})(e^{\sigma^Q \cdot Y} - e^{\sigma^Q \cdot w_j})^+}{C_\Delta(K_j)} \right) \leq 1 + \varepsilon, \quad j = \omega + 1, \dots, \Omega
\end{aligned} \tag{20}$$

Tolerance $\varepsilon > 0$ bounds the maximal relative option pricing error from above. Lu and Qu [2021] perform a similar task with polynomials by minimizing the squared pricing errors. Differently from their approach, we obtain a *positive* density q , that furthermore satisfies the martingale restriction $(\xi_n, e^{\mu_1^Q} e^{\sigma^Q \cdot Y}) = 1$. Additionally, the generalized hyperbolic distribution features exponential tails, while Lu and Qu [2021] employ the normal distribution, for which the approximating expansion diverges asymptotically.

We illustrate our approach using the Duffie et al. [2000] double-jump model for $\log X_t$, and its stochastic variance process V_t with joint dynamics

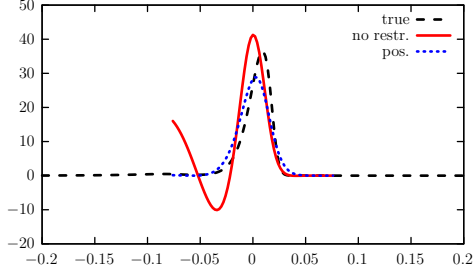
$$d \begin{pmatrix} \log X_t \\ V_t \end{pmatrix} = \begin{pmatrix} r - \bar{\lambda} \bar{\mu} - \frac{1}{2} V_t \\ \kappa_v (\bar{v} - V_t) \end{pmatrix} dt + \sqrt{V_t} \begin{pmatrix} \rho & \sqrt{1 - \rho^2} \\ \sigma_v & 0 \end{pmatrix} d \begin{pmatrix} W_{1,t}^Q \\ W_{2,t}^Q \end{pmatrix} + dJ_t^Q, \tag{21}$$

where $W_{1,t}^Q, W_{2,t}^Q$ are \mathcal{Q} Brownian motions, and J^Q is a pure jump process in \mathbb{R}^2 with constant mean arrival rate $\bar{\lambda}$, and $\bar{\mu}$ is the mean jump size in the $\log X_t$ direction under \mathcal{Q} .

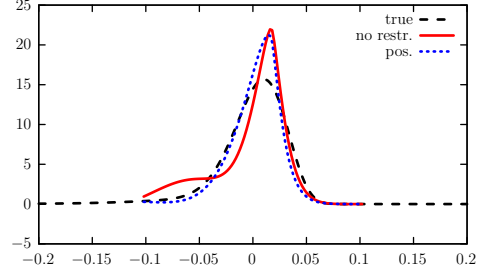
For fixed Δ , the characteristic function of $\log X_{t+\Delta}, V_{t+\Delta} | \log X_t, V_t$ is readily available in closed form, such that option prices can be obtained via the dampened transform as proposed by Lee [2004]. Using the estimated parameters from Duffie et al. [2000, TABLE I], we consider three scenarios for the value of V_t : low ($\sqrt{V_t} = 0.02$), medium ($\sqrt{V_t} = 0.087$, the value quoted in the original paper), and high ($\sqrt{V_t} = 0.17$), and compute the resulting densities with positivity restriction, and without. For both the positive and the unrestricted PLR we find the smallest possible tolerance ε that makes program (20) feasible through trial and error. This process takes a fraction of a second.

Figure 2 shows transition densities computed from Fourier inversion of model-implied option prices (true), without (no restr.), and with (pos.) positivity restriction imposed when solving program (20). Panels 2a and 2c show reasonably accurate q densities for the low and high volatility scenarios, while the medium volatility in Panel 2b scenario is estimated too peaked. The reason for this is the auxiliary generalized hyperbolic distribution p , which despite matching the first four moments of the original distribution \tilde{q} , features a peak that an order eight polynomial can not tilt sufficiently. Note that the unrestricted transition density achieves large negative values for negative returns close to zero.

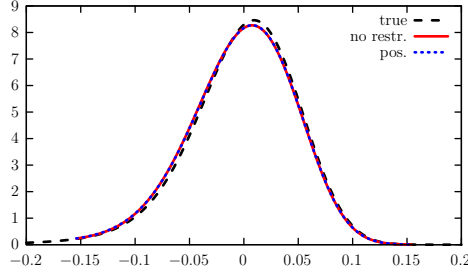
Figure 3 illustrates the stark differences between the unrestricted PLR and the positive one induced by the positivity condition. It also shows that the tilting is moderate in magnitude, thanks to the minimum-norm objective function. The unrestricted ξ_n , i.e., the one with no positivity restriction, takes negative values for all scenarios but the high-volatility one and presents an excessive oscillatory behavior when volatility is low or medium.



(A) Transition density, low volatility

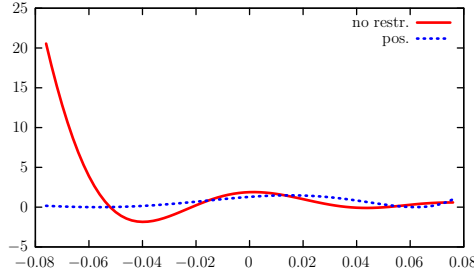


(B) Transition density, medium volatility

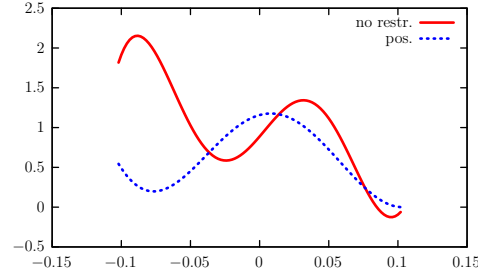


(c) Transition density, high volatility

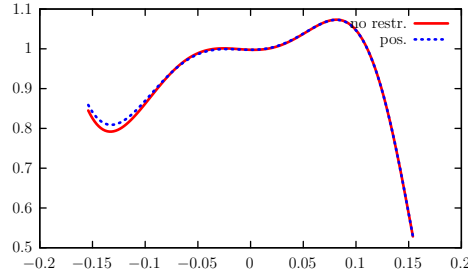
FIGURE 2: **Densities implied from options.** The figure shows the true density, the density solving program (20) without (no restr.), and with (pos.) positivity restriction for the Duffie et al. [2000] double-jump model estimated from options. Option data is generated for low ($\sqrt{V_t} = 0.02$), medium ($\sqrt{V_t} = 0.087$), and high ($\sqrt{V_t} = 0.17$) volatility at valuation time. Both types of PLR are computed with polynomial degree $n = 8$. In the horizontal axis we observe log returns $\log \frac{X_{t+\Delta}}{X_t}$ of the underlying asset.



(A) ξ_n , low volatility



(B) ξ_n , medium volatility



(c) ξ_n , high volatility

FIGURE 3: **Polynomial tilts.** The figure shows the resulting polynomial ξ_n from the solution of the program (20) without (no restr.), and with (pos.) positivity restriction for the Duffie et al. [2000] double-jump model estimated from options. Option data is generated for low ($\sqrt{V_t} = 0.02$), medium ($\sqrt{V_t} = 0.087$), and high ($\sqrt{V_t} = 0.17$) volatility at valuation time. Both types of PLR are computed with polynomial degree $n = 8$. In the horizontal axis we observe log returns $\log \frac{X_{t+\Delta}}{X_t}$ of the underlying asset.

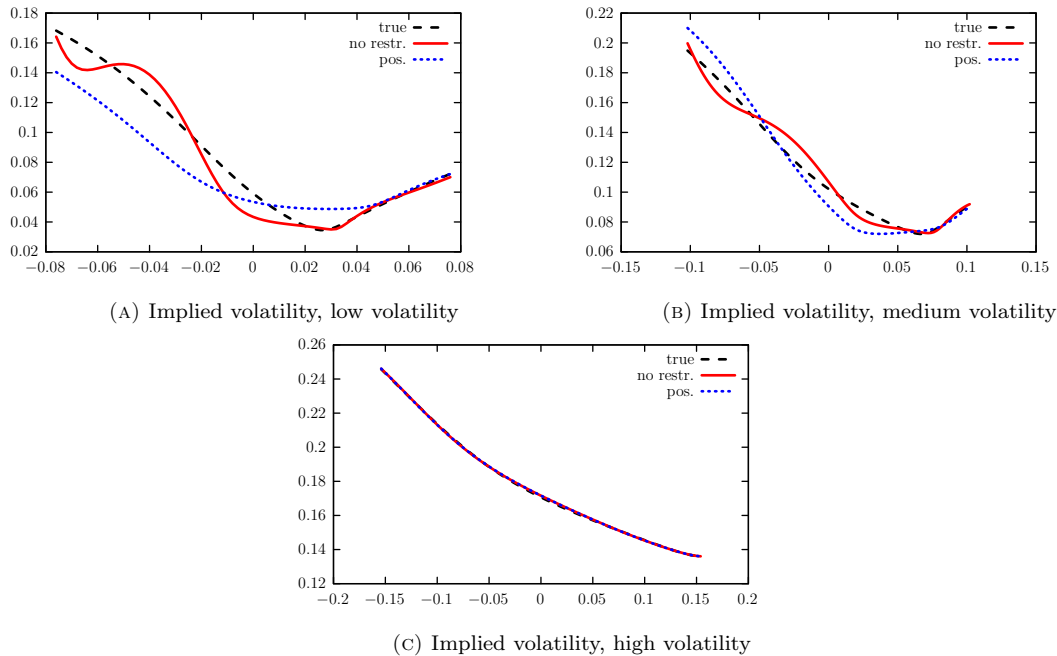


FIGURE 4: **Comparison of implied volatilities.** The figure shows Black-Scholes implied volatilities of the option prices generated by the true distribution (true), the density solving program (20) without (no restr.), and with (pos.) positivity restriction for the Duffie et al. [2000] double-jump model estimated from options as a function of log moneyness. Option data is generated for low ($\sqrt{V_t} = 0.02$), medium ($\sqrt{V_t} = 0.087$), and high ($\sqrt{V_t} = 0.17$) volatility at valuation time. Both types of PLR are computed with polynomial degree $n = 8$. In the horizontal axis we observe log moneyness $\log \frac{K}{X_t}$.

Figure 4 shows Black-Scholes implied volatilities from the true model, as well as the polynomial approximations. From Panel 4a it becomes apparent that the low volatility scenario is the most challenging. In this scenario, OTM call options have low prices dominating the relative pricing error on both polynomial likelihood approximations what forces them to sacrifice part of their ability to price OTM puts. The consequences for the implied volatility curve is that both models underprice puts (negative log-moneyness in the picture) with the unconstrained model having smaller bias and an intermediary region of log-moneyness where it overprices puts. The positive model trades precision to avoid the excessive oscillatory behavior produced by the unconstrained PLR on the implied volatility curve, which comes from the oscillatory behavior of its estimated transition density noted in Figure 2. This excessive oscillatory behavior of implied volatilities also appears in the medium volatility scenario for the unconstrained model, contrasting with well-behaved implied volatilities under positivity constrain. Finally, note that both approximations work quite well in the high volatility scenario.

4 Conclusion

We develop projections of likelihood ratios onto polynomials that preserve positivity. We term them positive polynomial likelihood ratio (PLR). PLR can accommodate shape restrictions, are fast and robust to compute as solutions to conic programs, and come with asymptotic theory for their use with sample moments.

We illustrate PLR with two applications. The first is an approximation of the unknown transition density of a jump-diffusion process. The second construct a density from the observation of option prices only. In both cases, the virtue of positivity of the PLR becomes evident through the positivity of the resulting distributions, that without the restriction, becomes negative and with excessive oscillatory behavior.

PLR lend themselves to nonparametric structurally constrained settings, such as for instance Christensen [2017] discount factor decomposition. We leave this, and related applications to future research.

References

- Yacine Aït-Sahalia. Transition densities for interest rate and other nonlinear diffusions. *Journal of Finance*, 54(4):1361–1395, 1999.
- Yacine Aït-Sahalia. Maximum likelihood estimation of discretely-sampled diffusions: a closed-form approximation approach. *Econometrica*, 70:223–262, 2002.
- Yacine Aït-Sahalia and Jialin Yu. Saddlepoint approximations for continuous-time Markov processes. *Journal of Econometrics*, 134:507–551, 2006.
- Fernando Alvarez and Urban Jermann. Using asset prices to measure the persistence of the marginal utility of wealth. *Econometrica*, 73:1977–2016, 2005.
- David K. Backus, Mikhail Chernov, and Stanley Zin. Affine term structure models and the forward premium anomaly. *Journal of Finance*, 69(1):51–99, February 2014.
- O. Barndorff-Nielsen and C. Halgreen. Infinite divisibility of the hyperbolic and generalized inverse gaussian distributions. *Zeitschrift für Wahrscheinlichkeitstheorie und verwandte Gebiete*, 38:309–311, 1977.
- David S. Bates. Post-’87 crash fears in the s&p 500 futures option market. *Journal of Econometrics*, 94(1-2):181–238, 2000.
- Alain Berlinet and Christine Thomas-Agnan. *Reproducing Kernel Hilbert Spaces in Probability and Statistics*, pages 1–54. Springer US, Boston, MA, 2004.
- Jaroslav Borovička, Lars Peter Hansen, and José A. Scheinkman. Misspecified recovery. *Journal of Finance*, 71:2493–2544, 2016.
- Douglas T. Breeden and Robert H. Litzenberger. Prices of state-contingent claims implicit in option prices. *Journal of Business*, 51:621–651, 1978.
- Damiano Brigo and Fabio Mercurio. *Interest Rate Models: Theory and Practice. With Smile, Inflation and Credit*. Springer-Verlag, 2006.
- Peter Carr and Dilip Madan. Towards a theory of volatility trading. *Option Pricing, Interest Rates and Risk Management*, pages 458–476. Cambridge University Press, New York, 2001.

- Fousseni Chabi-Yo and Gurdip Bakshi. Variance bounds on the permanent and transitory components of the stochastic discount factor. *Journal of Financial Economics*, 105(1): 191–208, 2012.
- Fousseni Chabi-Yo, Gurdip Bakshi, and Xiaohui Gao. A recovery that we can trust? deducing and testing the restrictions of the recovery theorem. Working paper, University of Maryland, and Fisher College of Business, 2015.
- Xiaohong Chen. Large sample sieve estimation of semi-nonparametric models. *Handbook of Econometrics*, edited by Heckman, J. and E.E. Leamer, 6(B):5549–5632, 2007.
- Timothy Christensen. Nonparametric stochastic discount factor decomposition. *Econometrica*, 85(5):1501–1536, 2017.
- Darrell Duffie, Jun Pan, and Kenneth Singleton. Transform analysis and asset pricing for affine jump-diffusions. *Econometrica*, 68:1343–1376, 2000.
- Darrell Duffie, Damir Filipović, and Walter Schachermayer. Affine processes and applications in finance. *Annals of Applied Probability*, 13:984–1053, 2003.
- Damir Filipović, Eberhard Mayerhofer, and Paul Schneider. Density approximations for multivariate affine jump-diffusion processes. *Journal of Econometrics*, 176:93–111, 2013.
- Kay Giesecke and Gustavo Schwenkler. Filtered likelihood for point processes. *Journal of Econometrics*, 204(1):33 – 53, 2018. ISSN 0304-4076.
- U. Grenander. *Abstract inference / Ulf Grenander*. Wiley New York, 1981. ISBN 0471082678.
- Steffen Grünewälder, Guy Lever, Luca Baldassarre, Sam Patterson, Arthur Gretton, and Massimiliano Pontil. Conditional mean embeddings as regressors. ICML’12, pages 1803–1810. Omnipress, 2012. ISBN 9781450312851.
- Lars Peter Hansen and José Scheinkman. Long-term risk: An operator approach. *Econometrica*, 77:177–234, 2009.
- Naohiro Kato and Satoshi Kuriki. Likelihood ratio tests for positivity in polynomial regressions. *Journal of Multivariate Analysis*, 115:334–346, 2013.
- Ilja Klebanov, Ingmar Schuster, and T.J. Sullivan. A rigorous theory of conditional mean embeddings. *SIAM Journal on Mathematics of Data Science*, 2(3):583–606, 2020.
- Roger Lee. Option pricing by transform methods: extensions, unification and error control. 7:51–86, 2004.
- Junwen Lu and Zhongjun Qu. Sieve estimation of option-implied state price density. *Journal of Econometrics*, 224(1):88–112, 2021. ISSN 0304-4076. doi: <https://doi.org/10.1016/j.jeconom.2021.03.003>. URL <https://www.sciencedirect.com/science/article/pii/S0304407621000737>. Annals Issue: PI Day.

- David G. Luenberger. *Optimization by Vector Space Methods*. John Wiley & Sons, Inc., New York, NY, USA, 1st edition, 1997. ISBN 047118117X.
- Aleksandar Mijatović and Paul Schneider. Globally optimal parameters for non-linear diffusions. *Annals of Statistics*, 38(1):215–245, 2010.
- Junhyung Park and Krikamol Muandet. A measure-theoretic approach to kernel conditional mean embeddings. Working paper, Max Planck Institute for Intelligent Systems, 2020.
- Likuan Qin and Vadim Linetsky. Positive eigenfunctions of Markovian pricing operators: Hansen-Scheinkman factorization, Ross recovery, and long-term pricing. *Operations Research*, 64:99–117, 2016.
- Likuan Qin and Vadim Linetsky. Long-term risk: A martingale approach. *Econometrica*, 85:299–312, 2017.
- Philipp Renner and Karl Schmedders. A polynomial optimization approach to principal-agent problems. *Econometrica*, 83:729–769, 2015.
- Steve Ross. The recovery theorem. *Journal of Finance*, 70:615–648, 2015.
- Konrad Schmüdgen. *The Moment Problem*. Graduate Texts in Mathematics. Springer International Publishing, 2017. ISBN 9783319645469.
- Ingmar Schuster, Mattes Mollenhauer, Stefan Klus, and Krikamol Muandet. Kernel conditional density operators. volume 108 of *Proceedings of Machine Learning Research*, pages 993–1004, Online, 26–28 Aug 2020. PMLR.
- Le Song, Jonathan Huang, Alex Smola, and Kenji Fukumizu. Hilbert space embeddings of conditional distributions with applications to dynamical systems. In *Proceedings of the 26th Annual International Conference on Machine Learning, ICML 2009*, pages 961–968, New York, NY, USA, 2009. Association for Computing Machinery. ISBN 9781605585161.
- Jialin Yu. Closed-form likelihood estimation of jump-diffusions with an application to the realignment risk of the chinese yuan. *Journal of Econometrics*, 141:1245–1280, 2007.

Appendices

A Positive polynomials

In this section, we review results in the literature about positive polynomials. In the univariate case, we have

Proposition A1 (Schmüdgen [2017]). *For any positive integer n ,*

1. $D = \mathbb{R}: \Omega_n := M_{2n} = \{f^2(t) + g^2(t) : f, g \in \mathbb{R}[t]_n\}$,
2. $D = \mathbb{R}_+: M_{2n} = \{f(t) + tg(t) : f \in \Omega_n, g \in \Omega_{n-1}\}$,

3. $D = \mathbb{R}_+$: $M_{2n+1} = \{f(t) + tg(t) : f, g \in \Omega_n\}$,
4. $D = [a, b]$: $M_{2n} = \{f(t) + (b-t)(t-a)g(t) : f \in \Omega_n, g \in \Omega_{n-1}\}$,
5. $D = [a, b]$: $M_{2n+1} = \{(b-t)f(t) + (t-a)g(t) : f, g \in \Omega_n\}$.

The set of positive polynomials on any other (continuous) state space can be extracted from Proposition A1 from a change of variables. For instance, $D = [a, \infty)$ can be obtained from parameterization (2) above through the change of variables $p(t-a)$ for $p \in M_{2n}$ on $D = \mathbb{R}_+$.

In the multivariate case, nonnegative polynomials exist that are not s.o.s.. Since we merely want to assure non-negativity, and a s.o.s. polynomial is certainly non-negative, it is sufficient for our purpose to work with s.o.s. polynomials. Any such polynomial has a representation as a quadratic form (the proof is in Schmüdgen [2017] for Proposition 13.2).

Proposition A2. *A polynomial $\xi_{2n} \in \mathbb{R}[t]_{2n}$ is s.o.s. if and only if $\xi_{2n} = \tau_n^\top \mathbf{V} \tau_n$, with $\mathbf{V} \succeq 0$.*

Note that we do not make a distinction between different supports in the multivariate case. Statements A1 and A2 lead to our parameterization 2.1 of the cone of positive polynomials.

B Proofs

Proposition 2.4

Proof. For the minimization, it is convenient to use one-half the squared norm as an objective function rather than the norm itself. This does not change the result, since the norm is non-negative, and we can write

$$\|\xi_n\|^2 / 2 = \frac{1}{2}(\xi_n, \xi_n) = \frac{1}{2} \int_D \mathbf{x}^\top \boldsymbol{\tau}_n(t) \boldsymbol{\tau}_n^\top(t) \mathbf{x} d\mathcal{P}(t) = \frac{1}{2} \mathbf{x}^\top \mathbf{H}_n \mathbf{x}.$$

Together with the constraints in coordinate form and Proposition A2, this yields primal (8) that can be solved as a mixed conic semidefinite program.⁷ Since with Assumption 2.2 the objective function is strictly convex, and the constraint set is an intersection of closed convex sets, the solution with Assumption 2.3 is unique in \mathbf{x} , and strong duality obtains. With strong duality at hand, we next consider the dual form to (8). Furthermore, the cone of symmetric positive semidefinite matrix is self-dual. From these observations, we can write the Lagrangian of system (8) as

$$\begin{aligned} \mathcal{L}(\mathbf{x}, \boldsymbol{\eta}, \boldsymbol{\nu}, \boldsymbol{\varepsilon}, \boldsymbol{\Lambda}_V, \boldsymbol{\Lambda}_W) &:= \frac{1}{2} \mathbf{x}^\top \mathbf{H}_n \mathbf{x} - \boldsymbol{\eta}^\top (\mathbf{F}_n \mathbf{x} - \mathbf{c}) - \boldsymbol{\nu}^\top (\mathbf{x} - T(\mathbf{V}, \mathbf{W})) \\ &\quad + \boldsymbol{\varepsilon}^\top (\mathbf{G}_n \mathbf{x} - \mathbf{d}) - \text{tr}(\boldsymbol{\Lambda}_V \mathbf{V}) - \text{tr}(\boldsymbol{\Lambda}_W \mathbf{W}) \end{aligned} \quad (22)$$

for $\boldsymbol{\eta} \in \mathbb{R}^m$, $\boldsymbol{\varepsilon} \in \mathbb{R}_+^l$, $\boldsymbol{\nu} \in \mathbb{R}^{N+1}$, as well as p.s.d. matrices $\boldsymbol{\Lambda}_V, \boldsymbol{\Lambda}_W$ of the same dimension as \mathbf{V} and \mathbf{W} , respectively. From the first-order condition (on \mathbf{x}) we can then deduce

⁷We use the Mosek optimizer to solve the program in practice.

$\mathbf{x}_0^\top \mathbf{H}_n - \boldsymbol{\eta}_0^\top \mathbf{F}_n - \boldsymbol{\nu}_0^\top + \boldsymbol{\varepsilon}_0^\top \mathbf{G}_n = 0$, and with \mathbf{H}_n invertible from Assumption 2.2, any optimal solution must satisfy (11). The Lagrangian is linear-quadratic in \mathbf{V} and \mathbf{W} , and taking matrix derivatives, we therefore have the conditions $\nu_0 \mathbf{V}_0 + \dots + \nu_N \mathbf{V}_N = \boldsymbol{\Lambda}_V \succeq 0$, and analogously $\nu_0 \mathbf{W}_0 + \dots + \nu_N \mathbf{W}_N = \boldsymbol{\Lambda}_W \succeq 0$. Plugging these relations into the Lagrangian yields

$$\begin{aligned} g(\boldsymbol{\eta}, \boldsymbol{\nu}, \boldsymbol{\varepsilon}) &= \frac{1}{2} (\boldsymbol{\eta}^\top \mathbf{F}_n + \boldsymbol{\nu}^\top - \boldsymbol{\varepsilon}^\top \mathbf{G}_n) \mathbf{H}_n^{-1} (\mathbf{F}_n^\top \boldsymbol{\eta} + \boldsymbol{\nu} - \mathbf{G}_n^\top \boldsymbol{\varepsilon}) \\ &\quad - \boldsymbol{\eta}^\top (\mathbf{F}_n \mathbf{H}_n^{-1} (\mathbf{F}_n^\top \boldsymbol{\eta} + \boldsymbol{\nu} - \mathbf{G}_n^\top \boldsymbol{\varepsilon}) - \mathbf{c}) \\ &\quad - \boldsymbol{\nu}^\top \mathbf{H}_n^{-1} (\mathbf{F}_n^\top \boldsymbol{\eta} + \boldsymbol{\nu} - \mathbf{G}_n^\top \boldsymbol{\varepsilon}) \\ &\quad + \boldsymbol{\varepsilon}^\top (\mathbf{G}_n \mathbf{H}_n^{-1} (\mathbf{F}_n^\top \boldsymbol{\eta} + \boldsymbol{\nu} - \mathbf{G}_n^\top \boldsymbol{\varepsilon}) - \mathbf{d}). \end{aligned}$$

The objective function in (8) can be obtained by completing the square. \square

Proposition 2.6

Proof. In this section, we denote by $\|\cdot\|$ the Euclidean norm for lighter notation (rather than the L_p^2 norm). For convenience, define $\mathcal{R}_k(\mathbf{x}) := \mathbf{x}^\top \hat{\mathbf{H}}_{n,k} \mathbf{x}$, $\mathcal{R}_0(\mathbf{x}) := \mathbf{x}^\top \mathbf{H}_n \mathbf{x}$ and denote by \mathbf{x}_0 the solution of (8). For a set $A \subseteq \mathbb{R}^{N+1}$ and $\mathbf{x} \in \mathbb{R}^{N+1}$, define the distance $d(\mathbf{x}, A) := \inf_{\mathbf{y} \in A} \|\mathbf{x} - \mathbf{y}\|$ and the ϵ -enlargement of A as $A^\epsilon := \{\mathbf{x} \in \mathbb{R}^{N+1} : d(\mathbf{x}, A) \leq \epsilon\}$. Let \mathbf{v}_0 denote a vector collecting all the vectorized population quantities ($\text{vec } \mathbf{H}_n, \text{vec } \mathbf{F}_n, \dots$) to be estimated from the data and $\hat{\mathbf{v}}_k$ its respective estimator. Finally For $\epsilon, \rho > 0$, define the event $\mathcal{A}_k := \{\|\hat{\mathbf{v}}_k - \mathbf{v}_0\| \leq \epsilon, \max(\|\mathbf{x}_0\|, \|\hat{\mathbf{x}}_k\|) \leq \rho, \sup_{\|\mathbf{x}\| \leq \rho} |\mathcal{R}_k(\mathbf{x}) - \mathcal{R}_0(\mathbf{x})| \leq \epsilon\}$.

We claim that the event \mathcal{A}_k implies

- (i) $\tilde{K} \subseteq \tilde{K}_k^{\rho\epsilon}$;
- (ii) $\Delta_\epsilon := \sup_{\mathbf{x} \in \tilde{K}_k^{\rho\epsilon}, \mathbf{y} \in \tilde{K}_k} |\mathcal{R}_k(\mathbf{x}) - \mathcal{R}_k(\mathbf{y})| \leq 2\rho^2(\|\mathbf{H}_n\| + \epsilon)\epsilon$ for every $\delta > 0$;
- (iii) $\mathcal{R}_0(\hat{\mathbf{x}}_k) - \mathcal{R}_0(\mathbf{x}_0) \leq 2[1 + \rho^2(\|\mathbf{H}_n\| + \epsilon)]\epsilon$.

Indeed, for $\mathbf{x} \in \tilde{K}$ we have $d(\mathbf{x}, \tilde{K}_k) \leq \|\hat{\mathbf{v}}_k - \mathbf{v}_0\| \|\mathbf{x}\| \leq \rho\epsilon$ which shows (i). For (ii), we have for $\mathbf{x} \in \tilde{K}_k^{\rho\epsilon}$ and $\mathbf{y} \in \tilde{K}_k$

$$|\mathcal{R}_k(\mathbf{x}) - \mathcal{R}_k(\mathbf{y})| = |(\mathbf{x} + \mathbf{y})^\top \hat{\mathbf{H}}_{n,k} (\mathbf{x} - \mathbf{y})| \leq \|\mathbf{x} + \mathbf{y}\|_2 \|\hat{\mathbf{H}}_{n,k}\|_2 \|\mathbf{x} - \mathbf{y}\|_2 \leq 2\rho^2 \|\hat{\mathbf{H}}_{n,k}\| \epsilon,$$

and $\|\hat{\mathbf{H}}_{n,k}\| \leq \|\mathbf{H}_n\| + \|\hat{\mathbf{H}}_{n,k} - \mathbf{H}_n\| \leq \|\mathbf{H}_n\| + \|\hat{\mathbf{v}}_k - \mathbf{v}_0\| \leq \|\mathbf{H}_n\| + \epsilon$. Finally, for (iii) we have

$$\begin{aligned} \mathcal{R}_0(\hat{\mathbf{x}}_k) - \mathcal{R}_0(\mathbf{x}_0) &= \mathcal{R}_0(\hat{\mathbf{x}}_k) - \mathcal{R}_k(\mathbf{x}_0) + \mathcal{R}_k(\mathbf{x}_0) - \mathcal{R}_0(\mathbf{x}_0) \\ &\leq \mathcal{R}_0(\hat{\mathbf{x}}_k) - \mathcal{R}_k(\hat{\mathbf{x}}_k) + \mathcal{R}_k(\mathbf{x}_0) - \mathcal{R}_0(\mathbf{x}_0) + \Delta_\epsilon \\ &\leq 2 \left[\sup_{\mathbf{x}} |\mathcal{R}_k(\mathbf{x}) - \mathcal{R}_0(\mathbf{x})| + \rho^2(\|\mathbf{H}_n\| + \epsilon)\epsilon \right] \\ &\leq 2 [1 + \rho^2(\|\mathbf{H}_n\| + \epsilon)] \epsilon, \end{aligned}$$

where the first equality follows because $\mathcal{R}_k(\mathbf{x}_0) \geq \mathcal{R}_k(\mathbf{x}^*)$ for some $\mathbf{x}^* \in \tilde{K}_k^{\rho\epsilon} \supseteq \tilde{K}$ by (i); and $\mathcal{R}_k(\mathbf{x}^*) \geq \mathcal{R}_k(\tilde{\mathbf{x}}) - \Delta_\delta$ for some $\tilde{\mathbf{x}} \in \tilde{K}_k$ by (ii). Finally $\mathcal{R}_k(\tilde{\mathbf{x}}) \geq \mathcal{R}_k(\hat{\mathbf{x}}_k)$ by the optimality of $\hat{\mathbf{x}}_k$ for \mathcal{R}_k restricted to \tilde{K}_k .

Fix an arbitrary $\eta > 0$. Due to the uniqueness of the solution (Proposition 2.4) and continuity of the objective function, the event $\|\widehat{\mathbf{x}}_k - \mathbf{x}_0\| > \eta$ implies that $\mathcal{R}_0(\widehat{\mathbf{x}}_k) - \mathcal{R}_0(\mathbf{x}_0) > \delta$ for some $\delta > 0$. For any given ρ we always take ϵ small enough in (iii) to have $\mathcal{R}_0(\widehat{\mathbf{x}}_k) - \mathcal{R}_0(\mathbf{x}_0) \leq \delta$ on \mathcal{A}_k . Therefore

$$\begin{aligned} \mathcal{P}(\|\widehat{\mathbf{x}}_k - \mathbf{x}_0\|_2 > \eta) &\leq \mathcal{P}(\mathcal{R}_0(\widehat{\mathbf{x}}_k) - \mathcal{R}_0(\mathbf{x}_0) > \delta) \\ &\leq \mathcal{P}(\{\mathcal{R}_0(\widehat{\mathbf{x}}_k) - \mathcal{R}_0(\mathbf{x}_0) > \delta\} \cap \mathcal{A}_k) + \mathcal{P}(\mathcal{A}_k^c) \\ &\leq \mathcal{P}(\|\widehat{\mathbf{v}}_k - \mathbf{v}_0\| > \epsilon) + \mathcal{P}(\max(\|\mathbf{x}_0\|, \|\widehat{\mathbf{x}}_k\|) > \rho) \\ &\quad + \mathcal{P}(\sup_{\|x\| \leq \rho} |\mathcal{R}_k(\mathbf{x}) - \mathcal{R}_0(\mathbf{x})| > \epsilon). \end{aligned}$$

The first term in the last expression can be made arbitrarily small by taking k large enough by Assumption 2.5. Also, since \mathcal{R}_0 is strictly convex by Assumption 2.2 and $\widehat{\mathbf{H}}_{n,k} \rightarrow \mathbf{H}_n$ in probability as $k \rightarrow \infty$ for fixed n by Assumption 2.5, have that $\{\mathcal{R}_k\}_k$ is strongly convex with high probability (for k large enough). Therefore there exist a closed ball $B \subseteq \mathbb{R}^{N+1}$ of radius $\rho > 0$ and $N_0 \in \mathbb{N}$ such that $\mathbf{x}_0, \widehat{\mathbf{x}}_k \in B$ for all $k \geq N_0$ with high probability. Thus the second term can be made arbitrarily small, by taking the radius ρ large enough. Finally, $\{\mathcal{R}_k\}$ is a sequence of strictly convex functions (with high probability) so it converges to \mathcal{R}_0 in probability uniformly on a compact set under Assumption 2.5. That concludes the consistency proof. \square

Proposition 2.7

Proof. In this section, we denote by $\|\cdot\|$ the Euclidean norm for lighter notation (rather than the $L_{\mathcal{P}}^2$ norm). Fix $\epsilon > 0$ and pick a compact $\Xi \subseteq \Theta_* \cup \widehat{\Theta}$ such that $\|\widehat{\mathbf{s}} - \mathbf{s}\| \leq C_{\Xi} r_k$ with probability at least $1 - \epsilon$. First we note that Ψ uniformly convergent in probability over $\Xi \subseteq \Theta$, because

$$\sup_{\boldsymbol{\theta} \in \Xi} \|\widehat{\Psi}(\boldsymbol{\theta}) - \Psi(\boldsymbol{\theta})\| \leq C_1 \|\widehat{\mathbf{s}} - \mathbf{s}\| \sup_{\boldsymbol{\theta} \in K} \|\boldsymbol{\theta}\| \leq C_2 \|\widehat{\mathbf{s}} - \mathbf{s}\| \leq C_{\epsilon} r_k.$$

where C_1 is a constant depending on the dimensions N, ℓ, m ; $C_2 := C_1 \text{diam}(\Xi)$ and $C_{\epsilon} := C_2 C_{\Xi}$. From here on and below are conditioning on the event that $\{\|\widehat{\mathbf{s}} - \mathbf{s}\| \leq C_{\Xi} r_k\}$. For $\boldsymbol{\theta} \in \Theta_*$ we have $\|\widehat{\Psi}(\boldsymbol{\theta})\| = \|\widehat{\Psi}(\boldsymbol{\theta}) - \Psi(\boldsymbol{\theta})\| \leq C r_k$ thus $\Theta_* \subseteq \widehat{\Theta}$ provided that $\delta \geq C_{\epsilon} r_k$.

Similarly, for $\boldsymbol{\theta} \in \widehat{\Theta}$ we have $\|\Psi(\boldsymbol{\theta})\| \leq \|\widehat{\Psi}(\boldsymbol{\theta}) - \Psi(\boldsymbol{\theta})\| + \|\widehat{\Psi}(\boldsymbol{\theta})\| \leq C_{\epsilon} r_k + \delta$. Now, fix $\eta > 0$ and let $\boldsymbol{\theta} \in \widehat{\Theta} \setminus \Theta_*^{\eta}$ and $\boldsymbol{\theta}_*$ be the (unique) point closest to $\boldsymbol{\theta}$ that belongs to Θ_* . Finally, let $\widetilde{\boldsymbol{\theta}}$ be the point in the middle of the line segment between $\boldsymbol{\theta}$ and $\boldsymbol{\theta}_*$. Since $\widetilde{\boldsymbol{\theta}} \notin \Theta_*$, we have that $\|\Psi(\widetilde{\boldsymbol{\theta}})\| > 0$ and $\nabla \|\Psi(\widetilde{\boldsymbol{\theta}})\|^2 \geq C_0$ for some constant $C_0 > 0$. The last condition holds because $\|\Psi(\boldsymbol{\theta})\|^2$ is a differentiable convex non-negative function with minimum when $\Psi(\boldsymbol{\theta}) = 0$ (equivalently when $\boldsymbol{\theta} \in \Theta_*$). Moreover $\Psi(\boldsymbol{\theta}) = 0$ if and only if $\nabla \|\Psi(\boldsymbol{\theta})\|^2 = \mathbf{0}$. Therefore, $\boldsymbol{\theta} \in \widehat{\Theta} \setminus \Theta_*$ implies both $\|\Psi(\boldsymbol{\theta})\| > 0$ and $\nabla \|\Psi(\boldsymbol{\theta})\| \neq \mathbf{0}$ as stated. Also, due to the convexity of $\|\Psi(\boldsymbol{\theta})\|^2$ we have $\|\Psi(\boldsymbol{\theta})\|^2 \geq \|\Psi(\widetilde{\boldsymbol{\theta}})\|^2 + \nabla \|\Psi(\widetilde{\boldsymbol{\theta}})\|^2 (\boldsymbol{\theta} - \widetilde{\boldsymbol{\theta}}) > 0 + C_0 \eta / 2$. Take $\eta \rightarrow 0$ and $k \rightarrow \infty$ and eventually (for large k) $C_0 \eta / 2 \leq 1$ and we have $\|\Psi(\boldsymbol{\theta})\| > \sqrt{C_0 \delta / 2} \geq C_0 \eta / 2$.

Set $\delta = C r_k$ for $C \geq C_{\epsilon}$ and $\eta = (C/C_0) r_k$ to conclude that both inequalities imply that if $\boldsymbol{\theta} \in \widehat{\Theta}$ then $\boldsymbol{\theta} \in \Theta_*^{M r_k}$ for large k and some positive constant $M := M_{\epsilon}$ as $k \rightarrow \infty$.

We can choose M_ϵ such that $\widehat{\Theta} \subseteq \Theta_*^{M_\epsilon r_k}$ for every $k \in \mathbb{N}$. Therefore, $d(\widehat{\Theta}, \Theta_*) = \inf\{\omega \geq 0 : \Theta_* \subseteq \widehat{\Theta}^\omega, \Theta_* \subseteq \widehat{\Theta}^\omega\} \leq M_\epsilon r_k$ with probability at least $1 - \epsilon$.

A careful review of the proof of Proposition 2.7 reveals Corollary 1, which can be useful for inferring coverage of Θ_* by set estimator $\widehat{\Theta}$. □

Theorem 3.2

Proof. In this application, the subspace K is itself generated by monomials. This allows a direct sum decomposition

$$\xi_n^{(m)} = \xi_n^{*(m)} \oplus \xi_n^{\circ(m)}, \quad (23)$$

where $\xi_n^{*(m)}$ is the minimum-norm polynomial projection from (5), and $\xi_n^{\circ(m)}$ is the minimum-norm polynomial that lifts $\xi_n^{*(m)}$ into the cone of pointwise positive polynomials. From Assumption 2.3, the solution is feasible. From Assumption 3.1, $P_{\mathcal{P},n} \oplus P_{\mathcal{P},n}^\perp = L_{\mathcal{P}}^2$. We can therefore write $\frac{dQ}{d\mathcal{P}} = \xi_n^{*(m)} + \xi_n^{\circ(m)} + \epsilon$ with $\xi_n^{*(m)} \in K, \xi_n^{\circ(m)} \in K^\perp, \xi_n^{*(m)} + \xi_n^{\circ(m)} \in M_n(D) \cap K \subseteq P_{\mathcal{P},n}$, and $\epsilon \in P_{\mathcal{P},n}^\perp$. For each m , $\xi_n^{*(m)}$ solves the standard Hilbert minimum-norm problem (cf. Section 2.2), and from Assumption 3.1 it converges in $L_{\mathcal{P}}^2$ to $dQ/d\mathcal{P}$ [Filipović et al., 2013]. From this, we can write

$$0 = \lim_{m \rightarrow \infty} \left\| \frac{dQ}{d\mathcal{P}} - \xi_n^{*(m)} \right\|^2 = \lim_{m \rightarrow \infty} \left\| \xi_n^{\circ(m)} + \epsilon \right\|^2 = \lim_{m \rightarrow \infty} \left\| \xi_n^{\circ(m)} \right\|^2 + \lim_{m \rightarrow \infty} \|\epsilon\|^2.$$

From the non-negativity of the norms $\lim_{m \rightarrow \infty} \left\| \xi_n^{\circ(m)} \right\| = 0$ and $\lim_{m \rightarrow \infty} \|\epsilon\| = 0$. Therefore $\lim_{m \rightarrow \infty} \left\| \frac{dQ}{d\mathcal{P}} - \xi_n^{*(m)} \right\| = \lim_{m \rightarrow \infty} \|\epsilon\| = 0$. □