

# Technical Debt: Identify, Measure and Monitor

Nikhil Oswal

School of Electrical Engineering and Computer Science (EECS)

University of Ottawa

Ottawa, Canada

noswa023@uottawa.ca

**Abstract**—Technical Debt is a term begat by Ward Cunningham to signify the measure of adjust required to put a software into that state which it ought to have had from the earliest starting point. Often organizations need to support continuous and fast delivery of customer value both in short and a long-term perspective and later have to compromise with the quality and productivity of the software. So, a simple solution could be to repay the debts as and when they are encountered to avoid maintainability cost and subsequent delays. Therefore, it has become inevitable to identify and come up with techniques so as to know when, what and how TD items to repay. This study aims to explore on how to identify, measure and monitor technical debt using SonarQube and PMD.

**Index Terms**—Technical Debt, SonarQube, CodePro, Eclipse, Code Smells

## I. INTRODUCTION

The notion of “technical debt” was coined by Ward Cunningham at the OOPSLA conference in 1992. The original meaning as used by Cunningham was “all the not quite right code which we postpone making it right.” [1]. With this statement he was referring to the inner quality of the code. Later the term was extended to imply all that should belong to a properly developed software system, but which was purposely left out to remain in time or in budget, system features such as error handling routines, exception conditions, security checks and backup and recovery procedures and essential documents such as the architecture design, the user guide, the data model and the updated requirement specification. All of the many security and emergency features can be left out by the developer and the users will never notice it until a problem comes up. It is however very important to deal with this left debts. Here, technical debt management (TDM) comes into picture which involves various processes and tools to identify, represent, measure, prioritize and prevent Technical debt [2].

This paper focuses on conducting these aforementioned technical management activities mainly- Identification, Representation, Estimation, Monitoring, Repayment and Prevention on two projects - Core Java 8 and Booking Manager using tools - SonarQube and PMD. Through these tools, the paper analyses projects in depth and extracts out all the possible forms of technical debt, calculates the estimation effort required to fix it, tries to monitor evolution of debt with time using appropriate technique and even proposes ways of repaying and preventing the debt in limited time period. The two projects which we have taken for analysis have been

described as follows.

**Project 1: Core Java 8** - Java and XML based project with a total of 1.9k lines of code; Table I depicts the details with technology Stack.

TABLE I  
PROJECT 1

Java LOC	1.7K
XML LOC	200
Total Lines of Code	1948
Lines	2594
Statements	509
Functions	354
Classes	93

**Project 2: Booking Manager** - A web application with a total of 70k lines of code; Table II depicts the details with technology Stack.

TABLE II  
PROJECT 2

JavaScript LOC	41K
CSS LOC	17K
JSP LOC	4.9K
Java LOC	4.5K
HTML LOC	2.9K
XML LOC	350
Total Lines of Code	70K
Lines	94417
Statements	24646
Functions	3703
Classes	66

The remainder of the paper is structured as follows. Section 2 discusses about the entire Technical Debt Management activities. In Section 3, we introduce a cost model for estimating technical debt principal and also cover a new tool for managing the debt followed by conclusion.

## II. MANAGING TECHNICAL DEBT USING TOOLS

### A. Quality Assessment

Len Bass defines Quality Attributes [QA] as measurable or testable property of a system that is used to indicate how well the system satisfies the needs of its stakeholders. They mainly adhere to non-functional requirements.

General quality attributes include Correctness, Reliability, Adequacy, Learnability, Robustness, Maintainability, Readability, Extensibility, Testability, Efficiency and Portability. SonarQube allows accessing of three main quality attributes - Reliability, Maintainability and Security.

We assess the above-mentioned attributes using SonarQube tool as follows:

- Reliability: It is measured as the probability of a system being fully functional for a specified period of time without fail [3].
- Maintainability: It measures how much capable the system is to bring any kind of change with ease. The change can be due to change of requirements, fixing of errors or implementation of new features [3].
- Security: It measures the capability of the system to withstand any sort of malicious actions and prevent loss of information [3].

**Project 1: Core Java 8**



Fig. 1. Project Overview Using SonarQube.

- Reliability: Using SonarQube, it has been observed that there is at least one critical bug and overall, there are 2 bugs. It would take around 10 minutes (estimated time) to fix these reliability issues (shown in Fig. 2) [4]. Here the red coloured bubble indicates critical bug and green one indicates minor bug.
- Security: With respect to Security, there are 3 vulnerabilities observed out of which there one is a blocker vulnerability which can make the whole application unstable during production. It would take 45 minutes to fix all the vulnerability issues (depicted in Fig. 3) [4].
- Maintainability: As far as Maintainability is concerned, there are 148 smells with ratio between the cost to develop the software and the cost to fix it (i.e., the technical debt ratio) is 2.3% as depicted in Fig. 4. It would take 2 days and 6 hours to fix all the debts [4].

**Project 2: Booking Manager**

- Reliability: Using SonarQube, it has been observed that there are 153 bugs out of which 43 are blocker, 6 are critical, a are major and a are minor bugs. It would take

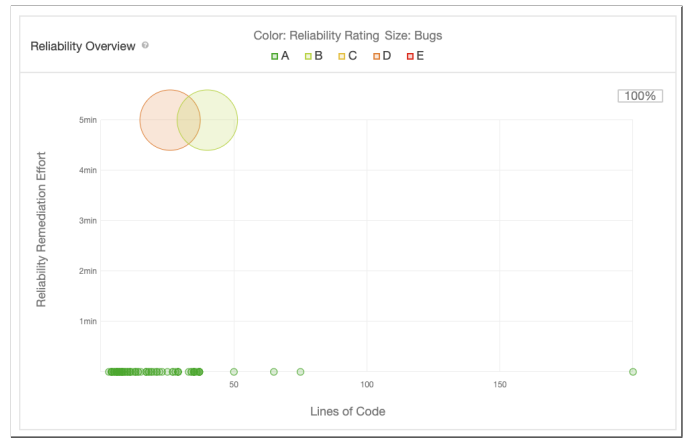


Fig. 2. Reliability Overview.

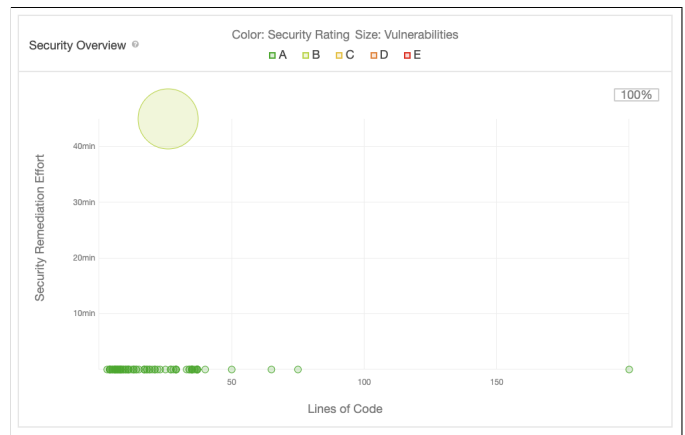


Fig. 3. Security Overview.

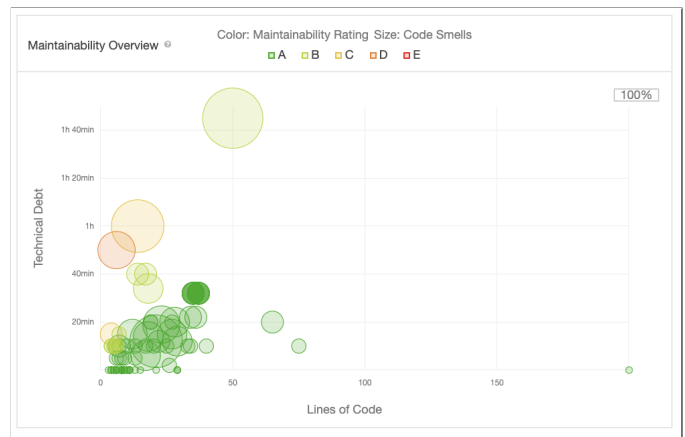


Fig. 4. Maintainability Overview.

around 1 day and 7 hours (estimated time) to fix these reliability issues (shown in Fig. 6) [4].

The red coloured bubbles are the worst bugs and there is 2 classes which are containing 1 of those bugs each.

- Security: With respect to Security, there are 165 vulnerabilities observed out of which there are 4 blocker

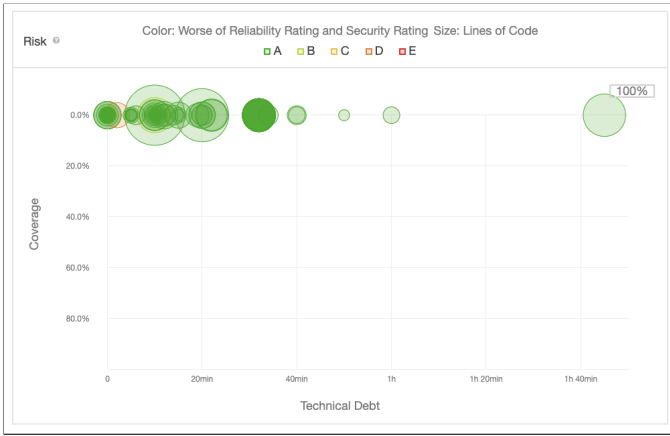


Fig. 5. Project Overview Using SonarQube.

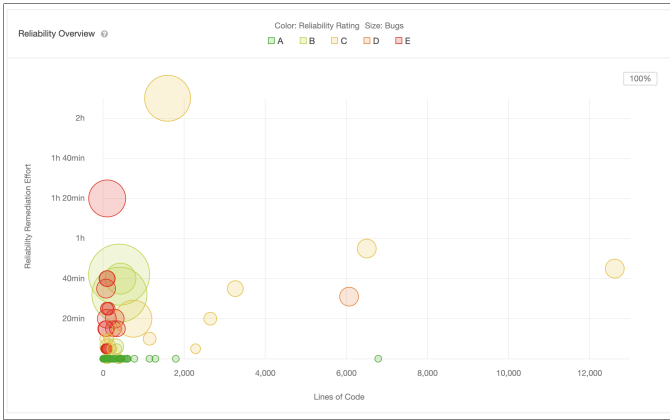


Fig. 6. Reliability Overview.

vulnerability which can make the whole application unstable during production and 161 minor ones. It would take 5 days and 7 hours to fix all the vulnerability issues (depicted in Fig. 7) [4].

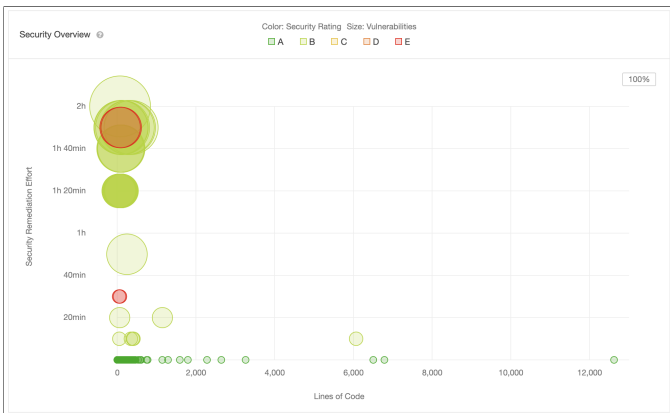


Fig. 7. Security Overview.

- **Maintainability:** As far as Maintainability is concerned, there are 723 smells with ratio between the cost to develop the software and the cost to fix it (i.e., the

technical debt ratio) is 0.3% as depicted in Fig. 8. It would take 14 days to fix all the debts [4].

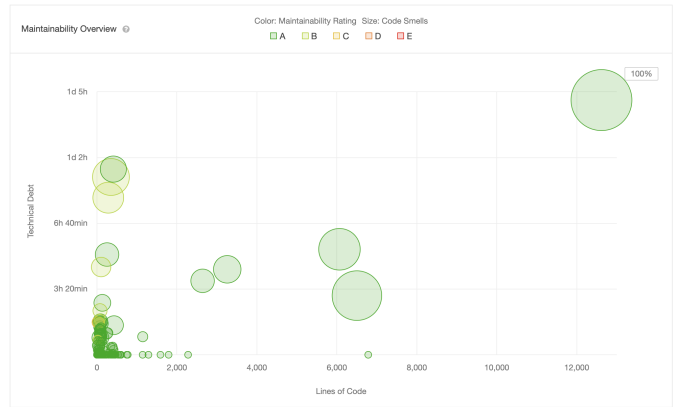


Fig. 8. Maintainability Overview.

**Quality Assessment:** SonarQube provides a quality model which implements SQALE methodology (Software Quality Assessment based on Life cycle Expectations). This method mainly focuses on maintainability issues rather than other risks involved in the project. However, as far as our projects are concerned, we have observed that complexity of code and maintainability was good in all. So, we assessed quality on the basis of bugs and vulnerabilities each possessed. Our first project contains around 2 critical bugs and 3 blocker vulnerabilities. Whereas, second project contains 21 blocker bugs, 153 blocker bugs and 169 blocker bugs respectively. So, overall, 'Booking Manager' has been considered with the worst Quality .

### B. Technical Debt Identification

TD Identification implies detecting the occurrence of debt using tools so as to manage them accordingly. The tool in picture here is SonarQube. Our focus would be on different types of code debt detected by SonarQube. SQ helps us to identify different aspects of code debt such as Bugs, Vulnerabilities and Smells each of this is mapped to a certain quality attributes. SonarQube also helps to identify test debt and documentation debt.

### Project 1: Core Java 8

- **Bugs:** Refer figure 9; depicts 1 critical and 1 minor debt.

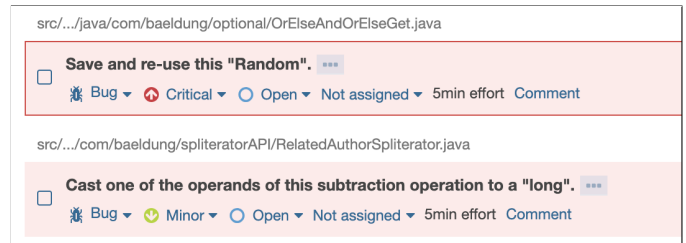


Fig. 9. Project 1 - Bugs.

- Vulnerabilities: Refer figure 10; depicts 3 minor debt.

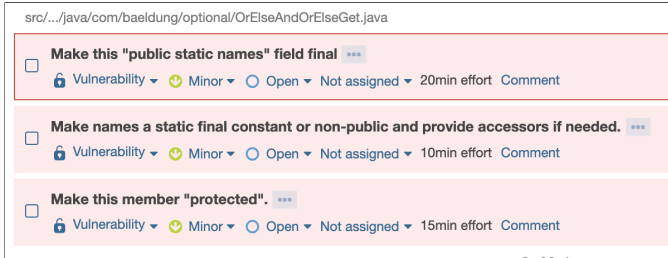


Fig. 10. Project 1 - Vulnerabilities.

- Code Smells: Refer figure 11 and 12; depicts 4 critical, 2 blocker, 63 major and 1 minor debt.

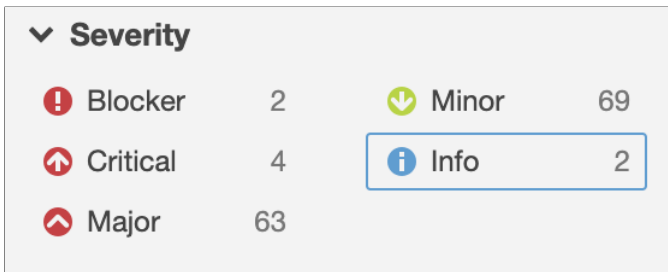


Fig. 11. Project 1 - Code Smells.

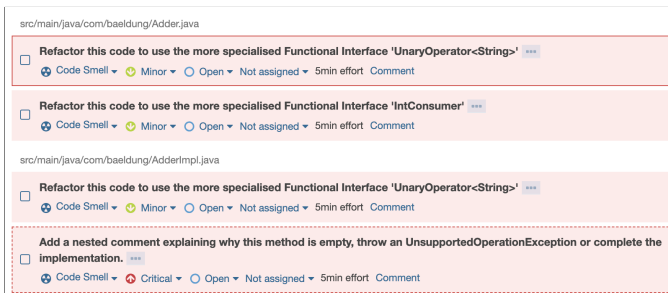


Fig. 12. Project 1 - Code Smells.

- Security Hotspot: Refer figure 13; depicts 2 debt termed as security hotspot.

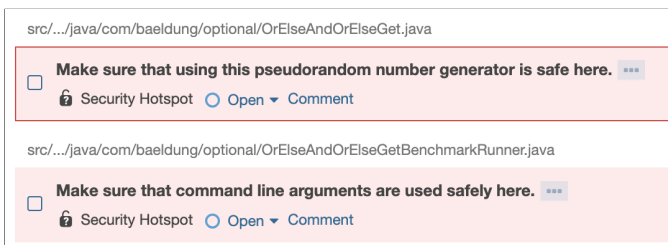


Fig. 13. Project 1 - Security Hotspot.

- Duplication: Refer figure 14 and 15; depicts duplication density throughout the project.
- Documentation: Refer figure 16; depicts documentation (comments) throughout the project.

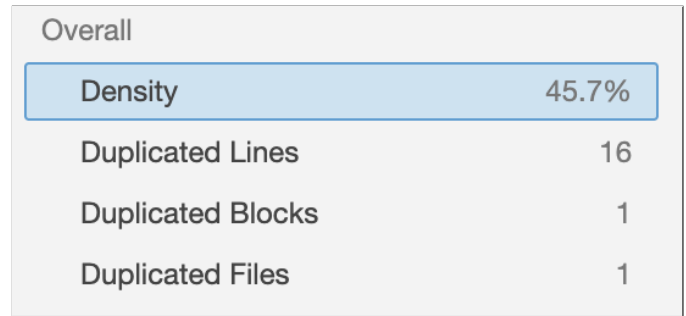


Fig. 14. Project 1 - Duplication.

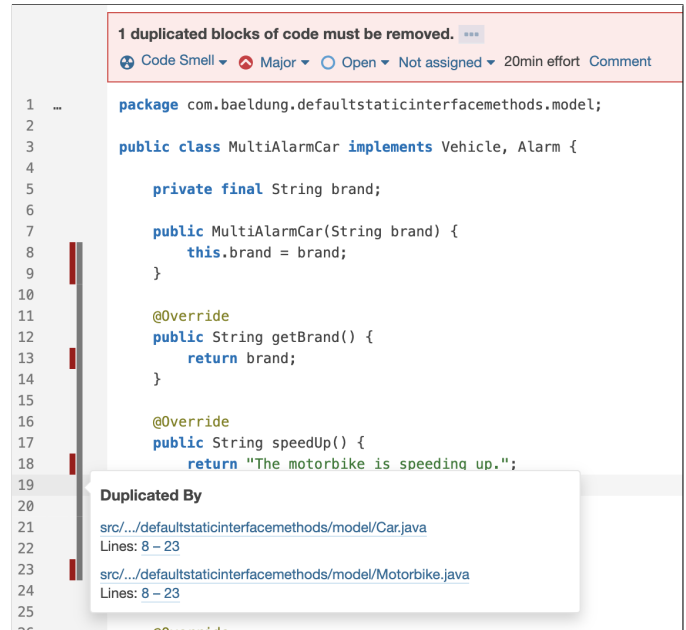


Fig. 15. Project 1 - Duplication (Sample Class).



Fig. 16. Project 1 - Comments.

## Project 2: Booking Manager

- Bugs: Refer figure 17 and 18; depicts one critical, 43 Blocker, 51 major and 1 minor debt.
- Vulnerabilities: Refer figure 18 and 19; depicts 4 blocker and 161 minor debt.
- Code Smells: Refer figure 20 and 21; depicts 64 critical, 6 blocker, 301 major and 331 minor debt.
- Security Hotspot: Refer figure 21 and 22; depicts 32

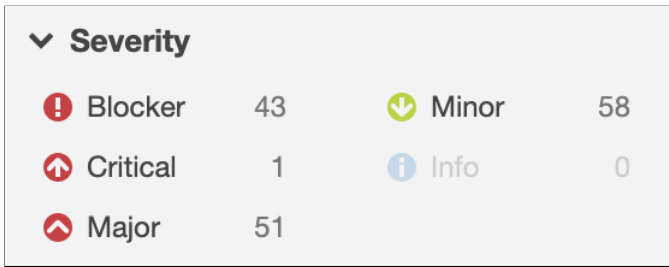


Fig. 17. Project 2 - Bugs Overview.

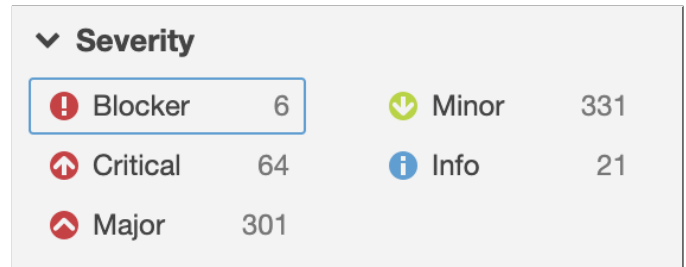


Fig. 21. Project 2 - Code Smells Overview.

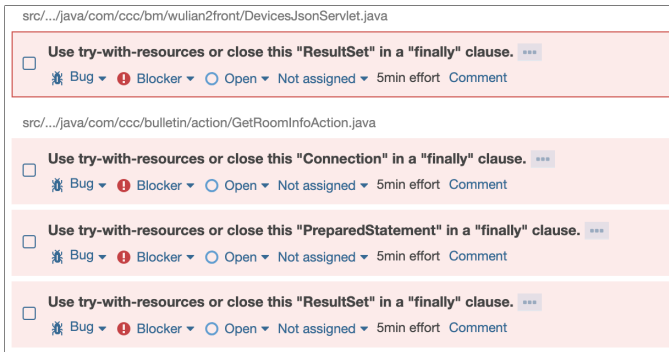


Fig. 18. Project 2 - Bugs.

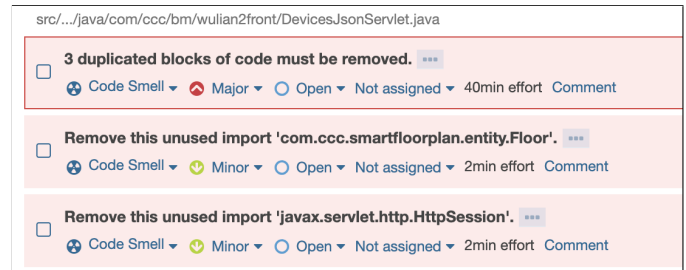


Fig. 22. Project 2 - Code Smells.

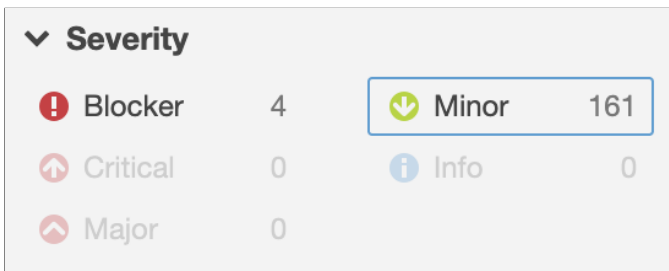


Fig. 19. Project 2 - Vulnerabilities Overview.

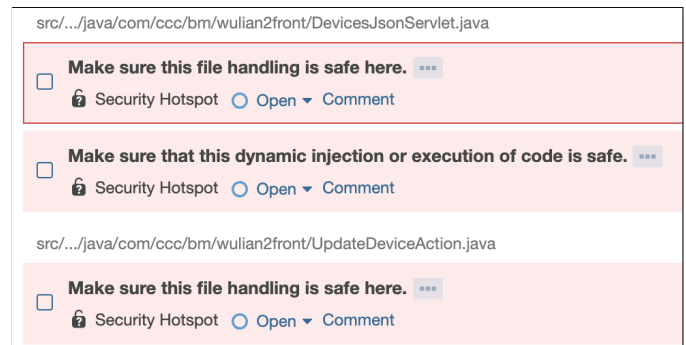


Fig. 23. Project 2 - Security Hotspot.

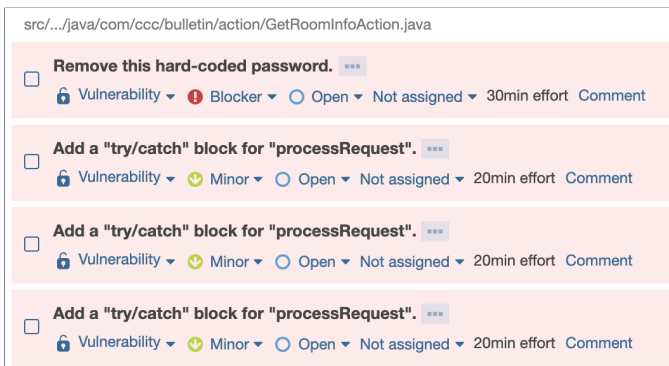


Fig. 20. Project 2 - Vulnerabilities.

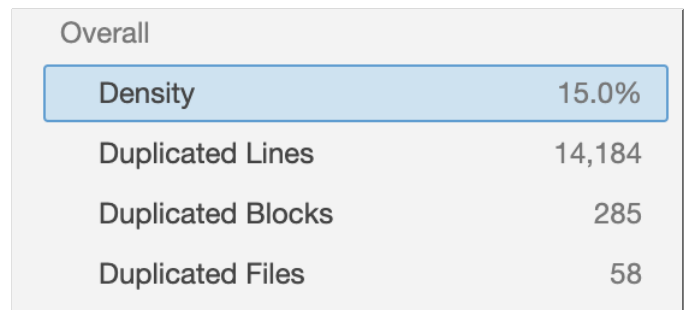


Fig. 24. Project 2 - Duplication.

critical debt termed as security hotspot.

- Duplication: Refer figure 23 and 24; depicts duplication density throughout the project.
- Documentation: Refer figure 25; depicts documentation (comments) throughout the project.

**Mapping of TD Items and Dimensions:** TD items identified above have been mapped to their respective dimension; refer table III.

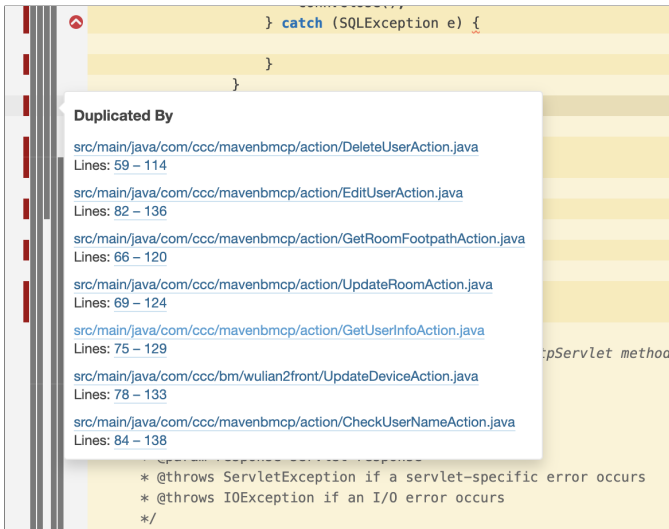


Fig. 25. Project 2 - Duplication (Sample Class).

Files	174
Directories	62
Comment Lines	11,186
Comments (%)	13.8%

Fig. 26. Project 2 - Comments.

TABLE III  
MAPPING OF TD ITEMS AND DIMENSIONS

Project	TD Items	TD Dimension
Core Java 8	Bugs	Code Debt
	Vulnerabilities	Code Debt
	Code Smells	Code Debt
	Security Hotspot	Code Debt
	JUnit Test coverage	Test Debt
	Comments Completeness	Documentation Debt
Booking Manager	Bugs	Code Debt
	Vulnerabilities	Code Debt
	Code Smells	Code Debt
	Security Hotspot	Code Debt
	JUnit Test coverage	Test Debt
	Comments Completeness	Documentation Debt

### C. Technical Debt Representation

**Project 1: Core Java 8** Refer table 4, 5 and 6 for TD Representation.

**Project 2: Booking Manager** Refer table 7, 8, 9, 10 and 11 for TD Representation.

TABLE IV  
TD REPRESENTATION

ID	1.1
Name	Bug
Location	src/.../optional/OrElseAndOrElseGet.java
Responsible/author	Not Assigned
Dimension	Code Debt
Date/time	Apr 14, 2019 15 : 43 :18
Context	"Random" objects should be reused
Propagation rule	May produce non accepted results; JDK dependent
Intentionality	N/A

TABLE V  
TD REPRESENTATION

ID	1.2
Name	Code Smell
Location	src/.../AdderImpl.java
Responsible/author	Not Assigned
Dimension	Code Debt
Date/time	Apr 14, 2019 15 : 23 :18
Context	Methods should not be empty
Propagation rule	Can cause unexpected behavior in production.
Intentionality	No

TABLE VI  
TD REPRESENTATION

ID	1.3
Name	Code Smell
Location	src/.../application/Application.java
Responsible/author	Not Assigned
Dimension	Code Debt
Date/time	Apr 14, 2019 15 : 37 :18
Context	Logging
Propagation rule	Useful for debugging
Intentionality	N/A

TABLE VII  
TD REPRESENTATION

ID	2.1
Name	Bug
Location	src/.../wulian2front/DevicesJsonServlet.java
Responsible/author	Not Assigned
Dimension	Code Debt
Date/time	Apr 14, 2019 15 : 43 :18
Context	Failure to properly close resources
Propagation rule	This can lead to denial of service
Intentionality	No

TABLE VIII  
TD REPRESENTATION

ID	2.2
Name	Bug
Location	src/.../DataTables-1.10.6/js/jquery.dataTables.js
Responsible/author	Not Assigned
Dimension	Code Debt
Date/time	Apr 14, 2019 15 : 23 :18
Context	Mixing up the order of operations
Propagation rule	May hamper the overall behaviour
Intentionality	No

TABLE IX  
TD REPRESENTATION

ID	2.3
Name	Bug
Location	src/.../action/GetRoomInfoAction.java
Responsible/author	Not Assigned
Dimension	Code Debt
Date/time	Apr 14, 2019 15 : 37 :18
Context	Non-serializable objects
Propagation rule	Objects in the session can throw error
Intentionality	No

TABLE X  
TD REPRESENTATION

ID	2.4
Name	Security Hotsapot
Location	src/.../wulian2front/DevicesJsonServlet.java
Responsible/author	Not Assigned
Dimension	Code Debt
Date/time	Apr 15, 2019 15 : 43 :18
Context	File Handling
Propagation rule	Exposing a file's content is dangerous
Intentionality	No

TABLE XI  
TD REPRESENTATION

ID	2.5
Name	Security Hotspot
Location	src/.../ccc/bm/wulian2front/DevicesJsonServlet.java
Responsible/author	Not Assigned
Dimension	Code Debt
Date/time	Apr 14, 2019 15 : 23 :18
Context	Dynamic Code Execution
Propagation rule	Dangerous to execute unknown code
Intentionality	No

Please Note: For some TD items, Intentionality is N/A since the intentional debts observed are of documentation debt only. Also, for the propagation rules its only the blocker code smells that mainly affects the whole project so for the rest of the TD items it is assumed to be N/A. This has been followed in Appendix as well.

#### D. Technical debt estimation

Technical debt estimation basically implies the effort required to fix the identified debts. We here, use SonarQube to estimate the efforts required for each of the different TD items [5] [6].

**Project 1: Core Java 8** Refer figure 28, 29 and 30 for the estimates.

**Project 2: Booking Manager** Refer figure 31, 32 and 33 for the estimates.

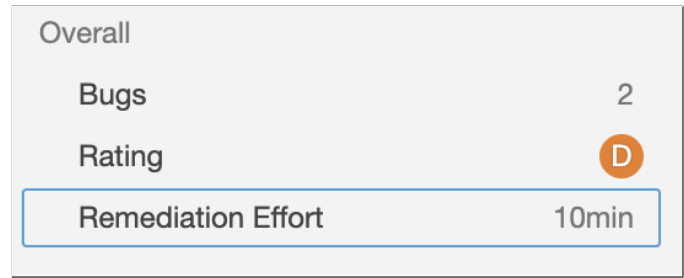


Fig. 27. Project 1 - Estimates.

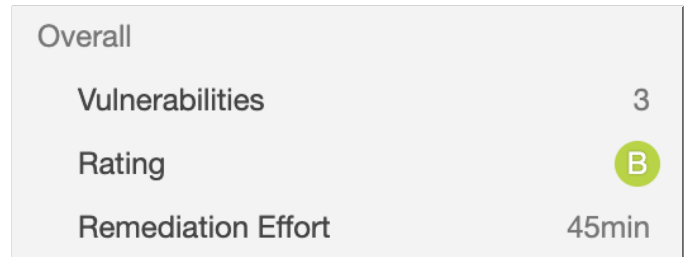


Fig. 28. Project 1 - Estimates.

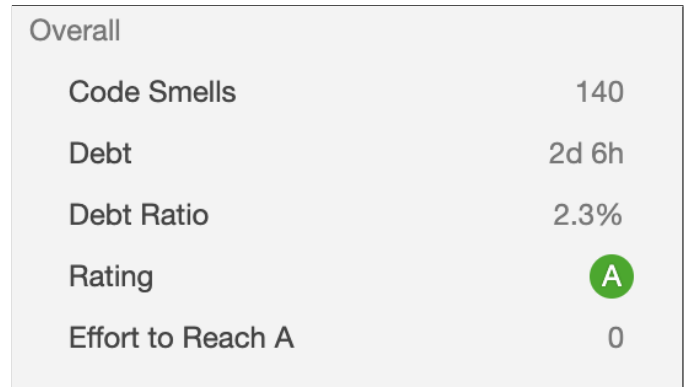


Fig. 29. Project 1 - Estimates.

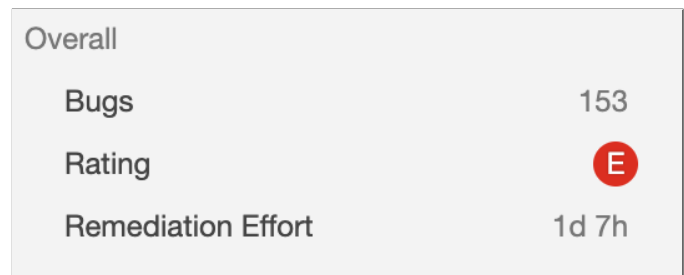


Fig. 30. Project 2 - Estimates.

#### E. Technical Debt Monitoring

It is one of the Technical Debt management activity which controls the changes in the cost and benefit of the remaining debt items as the time passes by. There are various approaches to monitor TD:

**Threshold-based approach** : specify thresholds for TD related quality metrics, and issue warnings if these thresholds



Fig. 31. Project 2 - Estimates.

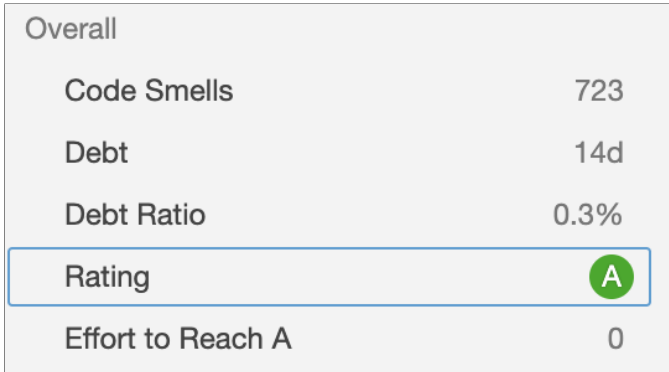


Fig. 32. Project 2 - Estimates.

are exceeded.

**TD propagation tracking** : Track the impact of TD via dependencies between the parts of the system where TD have been identified and other parts of a system.

**Planned check** : constantly measure identified TD and track the TD changes.

**TD monitoring with quality attribute focus** : Monitor the change of quality attributes occurring at the expense of TD (e.g., stability).

**TD plot** : Plot various aggregated TD measures over time and investigate the TD trends based on the shape of the plot curve.

Here, we use SonarQube to monitor Technical Debt using TD Plot approach. SonarQube provides dashboard with different aspects and there respective estimates.

**Project 1: Core Java 8** - Refer figure 34 which depicts the

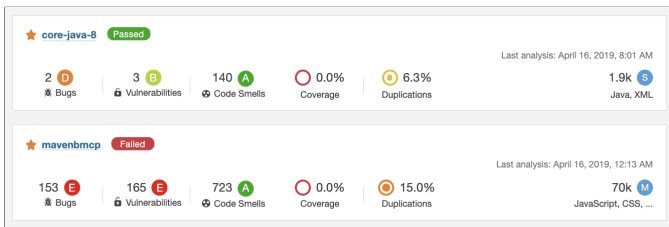


Fig. 33. SonarQube Dashboard.

dashboard for Project 1.

**Project 2: Booking Manager** - Refer figure 35 which depicts the dashboard for Project 2.

The dashboard shows all the different TD dimensions with rating. Rating of A implies good quality code. Upon clicking

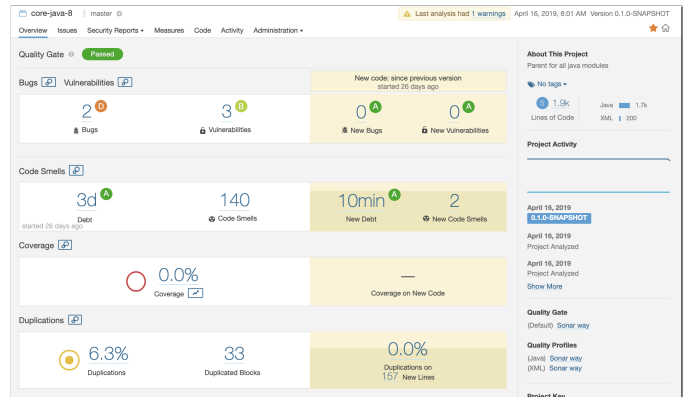


Fig. 34. Project 1 - Dashboard.

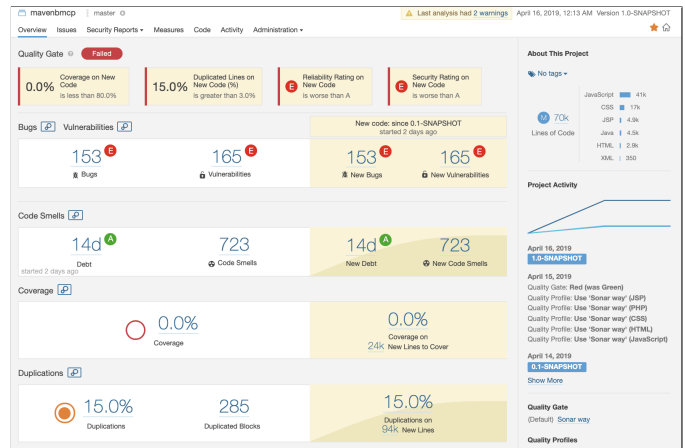


Fig. 35. Project 2 - Dashboard.

on each of the dimensions, the dashboard gives detailed description of TD along with the efforts estimates and resolution techniques.

Here we can say that the Project 2 has bad overall quality rating compared to project 1.

### F. Technical debt repayment

Technical debt repayment is one of significant TD Management techniques because paying back the principal will keep technical debt under control. It also allows the programmer to focus on other issues such as developing the software or adding new features. In addition, it will prevent TD from being accumulated and keep paying the interest for a long time [9]. There are several techniques to repay TD such as Refactoring, Rewriting and Automation. After analyzing TD identified in each project, in this section, we proposed aforementioned techniques to repay the debt occurred in each project.

**Project 1: Core Java**: Figure 36, 37, 38, 39, 40 and 41 shows TD item and refactoring techniques suggested by SonarQube.

**Project 2: Booking Manager**: Figure 42, 43, 44 and 45 shows TD item and refactoring techniques suggested by SonarQube.



```

core-java-8 35 5 0.0
src/main/java/com/baeldung/optional/OrElseAndOrElseGet.java ☆
1 package com.baeldung.optional;
2
3 import java.util.Arrays;
4 import java.util.List;
5 import java.util.Optional;
6 import java.util.Random;
7
8 import org.slf4j.Logger;
9 import org.slf4j.LoggerFactory;
10
11 public class OrElseAndOrElseGet {
12
13     public static List<String> names = Arrays.asList("John", "Jones", "Kelly", "Cristina", "Raven");
14
15     private static final Logger LOG = LoggerFactory.getLogger(OrElseAndOrElseGet.class);
16
17     public String getRandomName() {
18         LOG.info("getRandomName() method - start");
19         Random random = new Random();
20
21         int index = random.nextInt(5);
22         LOG.info("getRandomName() method - end");
23         return names.get(index);
24     }
25 }

```

Fig. 36. TD Item.

**Methods should not be empty**

Code Smell Critical Main sources suspicious Available Since Feb 12, 2019 SonarAnalyzer (Java) Constant/issue: 5min

There are several reasons for a method not to have a method body:

- It is an unintentional omission, and should be fixed to prevent an unexpected behavior in production.
- It is not yet, or never will be, supported. In this case an `UnsupportedOperationException` should be thrown.
- The method is an intentionally-blank override. In this case a nested comment should explain the reason for the blank override.

Noncompliant Code Example

```

public void doSomething() {
}

public void doSomethingElse() {
}

```

Compliant Solution

```

@Override
public void doSomething() {
    // Do nothing because of X and Y.
}

@Override
public void doSomethingElse() {
    throw new UnsupportedOperationException();
}

```

Exceptions

Default (no-argument) constructors are ignored when there are other constructors in the class, as are empty methods in abstract classes.

```

public abstract class Animal {
    void speak() { // default implementation ignored
    }
}

```

Fig. 39. Refactoring suggestion.

**"Random" objects should be reused**

Bug Critical Main sources No tags Available Since Feb 12, 2019 SonarAnalyzer (Java) Constant/issue: 5min

Creating a new `Random` object each time a random value is needed is inefficient and may produce numbers which are not random due to the `Random()` constructor tries to set the seed with a distinct value every time. However there is no guarantee that the seed will be different.

This rule finds cases where a new `Random` is created each time a method is invoked and assigned to a local random variable.

Noncompliant Code Example

```

public void doSomethingCommon() {
    Random rand = new Random(); // Noncompliant; new instance created with each invocation
    int rValue = rand.nextInt();
    //...
}

```

Compliant Solution

```

private Random rand = SecureRandom.getInstanceStrong(); // SecureRandom is preferred to Random

public void doSomethingCommon() {
    int rValue = this.rand.nextInt();
    //...
}

```

Exceptions

A class which uses a `Random` in its constructor or in a static `main` function and nowhere else will be ignored by this rule.

Fig. 37. Refactoring suggestion.

```

src/main/java/com/baeldung/optional/OrElseAndOrElseGet.java ☆ Lines Issues Coverage
1 package com.baeldung.optional;
2
3 import java.util.Arrays;
4 import java.util.List;
5 import java.util.Optional;
6 import java.util.Random;
7
8 import org.slf4j.Logger;
9 import org.slf4j.LoggerFactory;
10
11 public class OrElseAndOrElseGet {
12
13     public static List<String> names = Arrays.asList("John", "Jones", "Kelly", "Cristina", "Raven");
14
15     private static final Logger LOG = LoggerFactory.getLogger(OrElseAndOrElseGet.class);
16
17     public String getRandomName() {
18         LOG.info("getRandomName() method - start");
19         Random random = new Random();
20
21         int index = random.nextInt(5);
22         LOG.info("getRandomName() method - end");
23         return names.get(index);
24     }
25
26     public String getNameUsingOrElse(String name) {
27         return Optional.ofNullable(name)
28             .orElse(getRandomName());
29     }
30
31     public String getNameUsingOrElseGet(String name) {
32         return Optional.ofNullable(name)
33             .orElseGet(() -> getRandomName());
34     }
35 }

```

Fig. 40. TD Item.

Compliant Solution

```

SecureRandom random = new SecureRandom(); // Compliant for security-sensitive use cases
byte bytes[] = new byte[20];
random.nextBytes(bytes);

```

Fig. 41. Refactoring suggestion.

```

core-java-8 19 3 0.0%
src/main/java/com/baeldung/AdderImpl.java ☆
1 package com.baeldung;
2
3
4 import java.util.function.Consumer;
5 import java.util.function.Function;
6
7 public class AdderImpl implements Adder {
8
9     @Override
10    public String addWithFunction(final Function<String, String> f) {
11
12        return f.apply("Something ");
13    }
14
15    @Override
16    public void addWithConsumer(final Consumer<Integer> f) {
17
18    }
19 }

```

Fig. 38. TD Item.

### G. Technical debt prevention

Technical Debt prevention is one of the Technical Debt Management activity that prevents potential TD from being incurred. However, there is no such tool for TD prevention because it is mainly supported by software development process improvement. Nevertheless, there is a tool named Umple,

```

61
62
63         pstmt = conn.prepareStatement(
64             "SELECT t1.`id`, t1.`devID`, `devInfo`, `devDataText`, `epType`, t2.`room_id`, t2.`location`
65             + "left join `devices_location` as t2 on t1.`devID` = t2.`devID` ";
66         rs = pstmt.executeQuery();
67
68         List<Device> devices = new ArrayList<>();
69         while (rs.next()) {
70             Device device = new Device();
71             device.setID(rs.getInt("id"));
72             device.setDevID(rs.getString("devID"));
73             device.setDevInfo(rs.getString("devInfo"));
74             device.setDevDataText(rs.getString("devDataText"));
75             device.setEpType(rs.getString("epType"));
76             device.setRoom_id(rs.getInt("room_id"));
77             device.setLocation(rs.getString("location") + "");
78             devices.add(device);
79         }

```

Fig. 42. TD Item.

```

Compliant Solution
private void readTheFile(String fileName) throws IOException {
    Path path = Paths.get(fileName);
    try (BufferedReader reader = Files.newBufferedReader(path, StandardCharsets.UTF_8)) {
        reader.readLine();
        // ...
    }
    // ..
    try (Stream<String> input = Files.lines("input.txt")) {
        input.forEach(System.out::println);
    }
}

private void doSomething() {
    OutputStream stream = null;
    try {
        stream = new FileOutputStream("myfile.txt");
        for (String property : propertyList) {
            // ...
        }
    } catch (Exception e) {
        // ...
    } finally {
        stream.close();
    }
}

```

Fig. 43. Refactoring suggestion.

```

try {
    Class.forName(DRIVER_MANAGER);
    conn = DriverManager.getConnection(DB_URL, USER, PASS);
} catch (Exception e) {
    // ...
}

```

Fig. 44. TD Item.

```

Compliant Solution
Connection conn = null;
try {
    String uname = getEncryptedUser();
    String password = getEncryptedPass();
    conn = DriverManager.getConnection("jdbc:mysql://localhost/test?" +
        "user=" + uname + "&password=" + password);
} catch (Exception e) {
    // ...
}

```

Fig. 45. Refactoring suggestion.

which helps to prevent TD by supporting model-oriented programming. There are four different approaches to prevent TD potentially:

**Development process improvement:** improve current development processes to prevent the occurrences of certain types of TD. Development process can notably be improved by adopting continuous integration in the software development process.

**Architecture decision-making support:** evaluate potential TD caused by different architecture design options, and then

choose the option with less potential TD.

**Life Cycle cost planning:** develop cost-effective plans that look at the system throughout the life cycle to minimize overall TD of the system.

**Human factors analysis:** cultivate a culture that minimizes the unintentional TD caused by human factors (e.g., indifference and ignorance).

### H. Discussion

Managing Technical Debt is a difficult and a subjective task. Each one would have a different approach, We here used SonarQube, PMD (at times) and Code Analytix to perform TD Management activities. We learned that no one tool can get us holistic view of all the activities. Also, different tools shows up different results. Hence, there is no clear set guidelines as to when and which tool one should go for. Issue wise, we had issues while running SonarQube due to incompatible Java version. Another issue we faced was with the projects analyzed. As we didn't had much insights about the project, analyzing some TD items was difficult.

Using tools in combination, we overcome the very first issue. Also, the choice of the tools is purely subjective and project dependent decision. Referring to official documentation of SonarQube and Java helped to resolve all the technical issues faced while installing and analyzing projects.

This study turned out to be interesting as we got an insight about how TDM activities are conducted in a company for one or more projects. We explored some tools and got an understanding of what and how each tool serves role in Technical debt management. Nevertheless, this project required a lot of research about the tools, lot of time was utilized in dealing with plugin based tools like PMD to get an overview of the TD items it caters since it lacks representation of the complete technical debt.

## III. PRINCIPAL CALCULATION MODEL & TOOLS

### A. TD principal calculation model

There are mainly three approaches that estimate Technical Debt Principal in a given system. out of these, we chose the method supported by SonarQube TD plugin. Our TD Principal focuses on the following based on the TD items we identified so far:

**Duplication** : Estimated effort required to remove duplicates from the code.

**Bugs** : Estimated effort to fix bug issues.

**Vulnerabilities** : Estimated time/effort to fix vulnerability issues.

**Code smells** : Effort to fix all maintainability issues.

**Comments** : Estimated effort associated with documenting the undocumented portions of the API.

**Coverage** : effort required to bring coverage from 0% to 80%.

**Complexity** : total estimated effort needed to split every method and every class (of those requiring such a split).

**Design:** estimated effort associated with cutting all existing

edges between files.  
 TD is summation of all the mentioned dimensions above.

Where,

$$\text{Duplication} = (\text{cost to fix one block}) * (\text{duplicated blocks}) * (\text{US\$ per hour})$$

$$\text{Violations} = (\text{cost to fix high severity violations} * \text{number of high severity violations} + \text{cost to fix medium severity violation} * \text{number of medium severity violations} + \text{cost to fix low severity violations} * \text{number of low severity violations}) * (\text{US\$ per hour})$$

$$\text{Comments} = (\text{cost to comment one API}) * (\text{public undocumented API}) * (\text{US\$ per hour})$$

$$\text{Coverage} = (\text{cost to cover uncovered lines of code}) * (\text{uncover ed lines}) * (\text{US\$ per hour})$$

$$\text{Design} = (\text{cost to cut an edge between two files} * \text{package edges weight}) * (\text{US\$ per hour})$$

$$\text{Complexity} = (\text{cost to split a method}) * (\text{function complexity distribution} \geq 8) + (\text{cost to split a class}) * (\text{class complexity distribution} \geq 60)$$

Here, we are considering two types of complexities - cyclomatic and cognitive complexity. While cyclomatic complexity determines the difficulty of testing your code, cognitive complexity determines the difficulty of reading and understanding the code.

Default Values for Parameters:

TABLE XII  
 DEFAULT VALUES FOR PARAMETERS

Cost	Default Value (in dollars)
cost to fix one block	2
cost to fix high severity violations	0.5
cost to fix medium severity violations	0.3
cost to fix low severity violations	0.1
cost to comment one API	0.2
cost to cover uncovered lines of code	0.2
cost to cut an edge between two files	4
cost to split a method	0.5
cost to split a class	8

### B. More tools to manage Technical debt - CodePro Analytix

CodePro AnalytiX is a comprehensive automated software code quality and security analysis tool which is tightly integrated into Eclipse, it guarantees superior code quality, maximum developer productivity and Project maintainability by adding its potential features like code audit, metrics, testing and team collaboration while giving continuous quality improvement throughout the entire code development

cycle. It is used by companies to save time, money and manage technical debts [7].

Features of CodePro Analytix: Dynamic, extensible tools that detect, report and repair instances of non-compliance with prede fined coding standards and style conventions. It detects and corrects code quality issues automatically. It helps in distribution of quality standards across development team. It gives higher quality software product. CodePro Analytix contains 960+ audit rules and matrices and 350+ quick fixes. It also allows customization of rules, Metrics sets and rule sets. It provides dependency analysis and provides report for the same. It generates multiple report forms (HTML, XML, CSV). It contains Javadoc analysis and repair functionality. Dependency Analysis: Analyzes dependencies between projects, packages and classes [5] [7] [7]

Installation steps for CodePro Analytix in Eclipse:

- Step 1: Open Eclipse IDE - Goto Help - Install new Software
- Step 2: Enter the URL and then click on Add button. Select

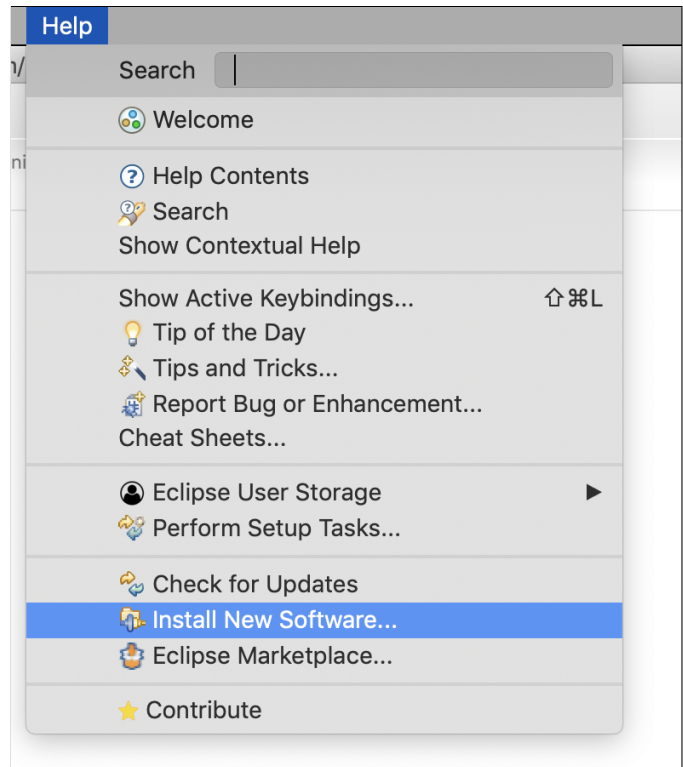


Fig. 46. Step 1.

CodePro from the options

- Step 3: Accept the terms and finish the installation.

Analysis of project by using CodePro Analytix:

Code analysis is very important feature of CodePro Analytix, which can be performed through the code auditing feature. There are over 770 java-based coding rules in more than 30 categories built into a tool. Audit run for this area

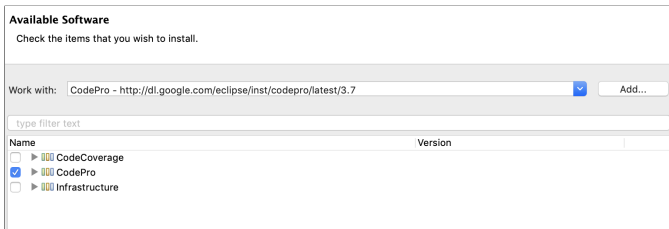


Fig. 47. Step 2.

and determine the location where the code has a problem. Running code audit on all modules show some interesting code violations. The Audit View shows the explanation and recommendation for each violation as well [7].

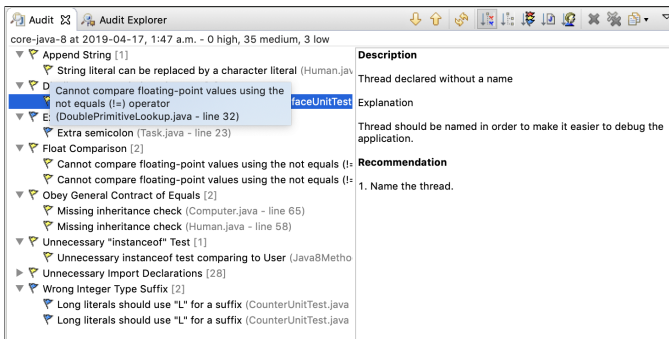


Fig. 48. Audit View - Project 1.

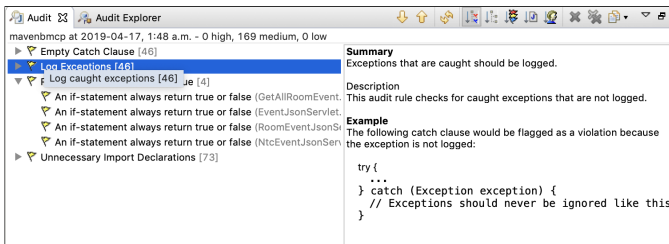


Fig. 49. Audit View - Project 2.

Please note, there are no JUnit coverage in Project 2.

### CONCLUSION

We studied SonarQube in detail and applied the tool on our chosen projects. To start with, we analyzed various quality attributes like reliability, maintainability and security. Next, we studied all the TD Management activities such as Identification, Measuring, Monitoring, Repayment and Prevention. We used SonarQube to perform each of this activity in depth. In addition to the given tools we also studied CodePro Analytix and gained more insights. Finally, the tools we used are found to be effective and give important information about technical debt. There are a lot of advantages of these tools but still there are few limitations. We can say no tool is perfect in finding all kinds of technical debts. Also, our work didn't include environmental and requirement debts.

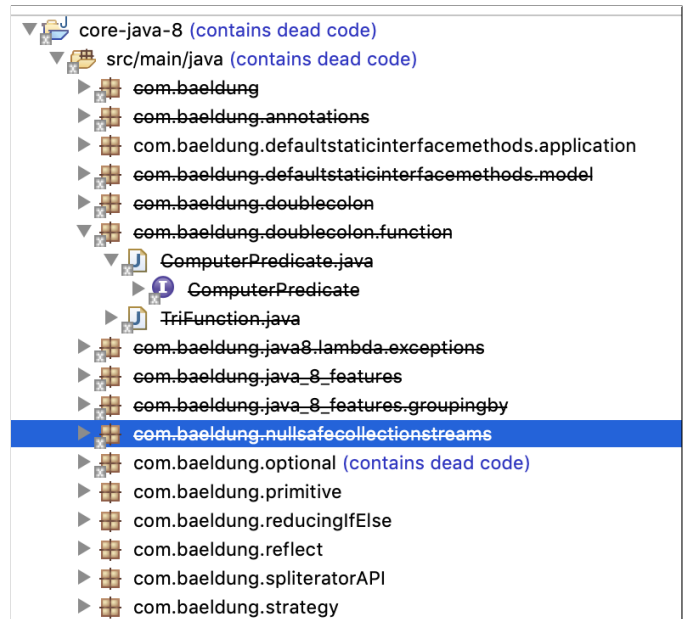


Fig. 50. Dead Code - Project 1.

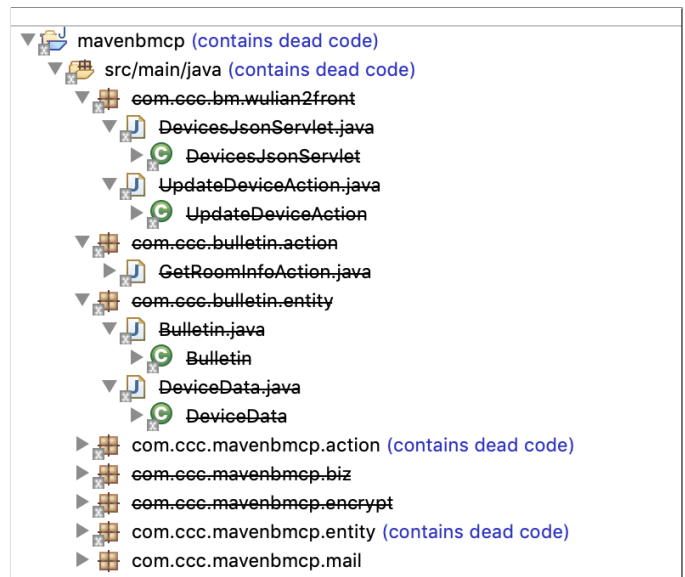


Fig. 51. Dead Code - Project 2.

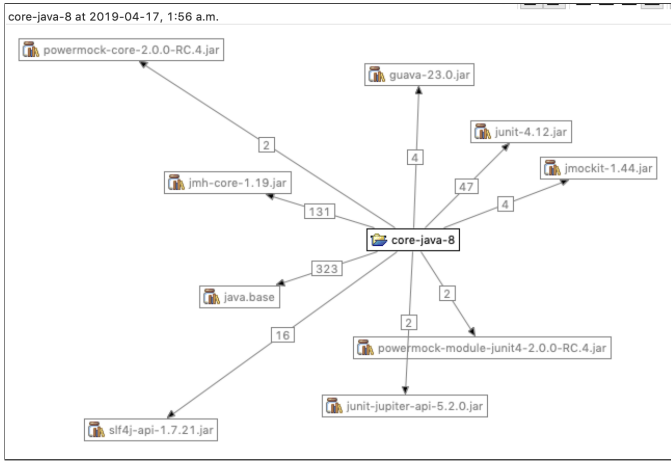


Fig. 52. Dependency Analysis - Project 1.

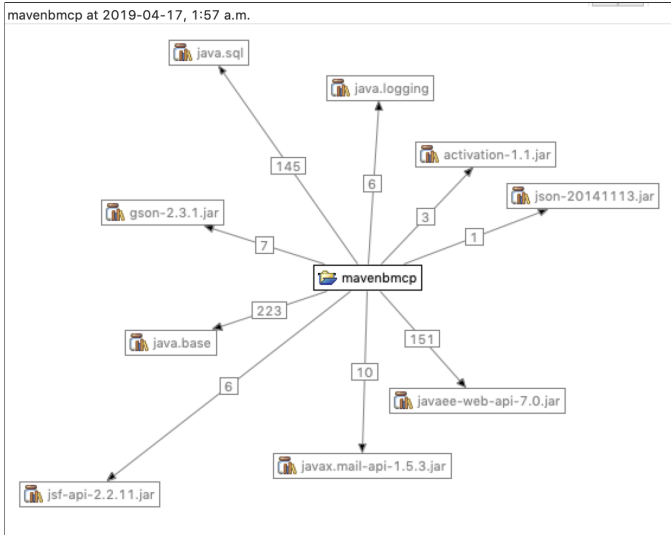


Fig. 53. Dependency Analysis - Project 2.

core-java-8 (2) (Apr. 17, 2019 1:59:19 a.m.)

Element	Coverage	Covered Instructions	Missed Instructions	Total Instructions
core-java-8	0.4 %	38	9,878	9,916
src/test/java	0.5 %	38	7,193	7,231
src/main/java	0.0 %	0	2,685	2,685
com.baeldung.primitive	0.0 %	0	937	937
com.baeldung.reducingIfElse	0.0 %	0	444	444
com.baeldung.splitterAPI	0.0 %	0	286	286
com.baeldung.doublecolon	0.0 %	0	255	255
com.baeldung.optional	0.0 %	0	140	140
com.baeldung.java_8_features	0.0 %	0	103	103
com.baeldung.java_8_lambda.exceptions	0.0 %	0	97	97
com.baeldung.java_8_features.groupingby	0.0 %	0	84	84
com.baeldung.defaultstaticinterfacemeth...	0.0 %	0	79	79
com.baeldung	0.0 %	0	77	77
com.baeldung.strategy	0.0 %	0	49	49
com.baeldung.annotations	0.0 %	0	44	44
com.baeldung.defaultstaticinterfacemeth...	0.0 %	0	34	34
com.baeldung.nullsafecollectionstreams	0.0 %	0	28	28
com.baeldung.doublecolon.function	0.0 %	0	15	15
com.baeldung.reflect	0.0 %	0	13	13

Fig. 54. Code Coverage - Project 1.

## REFERENCES

- [1] Li, Z., Avgeriou, P., & Liang, P. (2015). A systematic mapping study on technical debt and its management. *Journal of Systems and Software*, 101, 193-220
- [2] Jesse Yli-Huumoa, Andrey Maglyasa and Kari Smolanderb (2016). How do software development teams manage technical debt? – An empirical study. *Journal of Systems and Software*, 120, 195-218
- [3] [Online] Quality Attributes. Available: <https://msdn.microsoft.com/en-us/library/ee658094.aspx> (2018)
- [4] [Online] SonarQube Documentation. Available: <https://docs.sonarqube.org/display/SONAR/Rules> (Feb 2018)
- [5] Curtis, B., Sappidi, J., & Szyrkarski, A. (2012). Estimating the principal of an application's technical debt. *IEEE software*, 29(6), 34-42
- [6] [Online] Olivier Gaudin, Evaluate your technical debt with Sonar. Available: <https://blog.sonarsource.com/evaluate-your-technical-debt-withsonar/> (June 10, 2009)
- [7] [Online] CodePro AnalytiX, Instantiations. Copyright 2006, Available: <http://www.barneyassoc.com/documents/WP-CPA-eclipse.pdf> (2006)
- [8] C. N. Duy, A. Marchetto, P. Tonella, M. Ceccato, "Coverage testing with CodePro Analytix," *Software Analysis and Testing slides*, [Online] Available: [http://selab.fbk.eu/swat/slide/CodePro\\_Analytix.pdf](http://selab.fbk.eu/swat/slide/CodePro_Analytix.pdf) (2010)
- [9] A. Minde, B. Sistla, J. Salk, N. Li, Y. Saito, "Tool analysis report - PMD, Analysis of Software Artifacts", Carnegie Mellon University,(2009).

## APPENDIX

### Technical Debt Identification

#### Project 1: Core Java 8 - Test Debt

Element	Coverage	Covered Instructions	Missed Instructions	Total Instructions
core-java-8 (2) (Apr. 17, 2019 1:59:19 a.m.)				
▼ core-java-8	0.4 %	38	9,878	9,916
▼ src/test/java	0.5 %	38	7,193	7,231
▶ com.baeldung.java8	0.0 %	0	2,592	2,592
▶ com.baeldung.java8.optional	0.0 %	0	581	581
▶ com.baeldung.collectors	0.0 %	0	544	544
▶ com.baeldung.functionalinterface	0.0 %	0	537	537
▶ com.baeldung.counter	0.0 %	0	376	376
▶ com.baeldung.java8.lambda.methodrefer...	0.0 %	0	317	317
▶ com.baeldung.nullsafecollectionstreams	0.0 %	0	303	303
▶ com.baeldung.splititeratorAPI	0.0 %	0	273	273
▶ com.baeldung.doublecolon	0.0 %	0	243	243
▶ com.baeldung.stream.conditional	0.0 %	0	232	232
▶ com.baeldung.time	15.3 %	38	211	249
▶ com.baeldung.typeinference	0.0 %	0	173	173
▶ com.baeldung.java8.entity	0.0 %	0	135	135
▶ com.baeldung.strategy	0.0 %	0	112	112
▶ com.baeldung.math	0.0 %	0	107	107
▶ com.baeldung.java8.lambda.exceptions	0.0 %	0	105	105
▶ com.baeldung.defaultstaticinterfacemet...	0.0 %	0	93	93
▶ com.baeldung.reduceelfalse	0.0 %	0	79	79
▶ com.baeldung.util	0.0 %	0	64	64
▶ com.baeldung.reflect	0.0 %	0	56	56
▶ com.baeldung.optional	0.0 %	0	54	54
▶ com.baeldung.internationalization	0.0 %	0	6	6
▶ src/main/java	0.0 %	0	2,685	2,685

Fig. 55. Project 1: Core Java 8 - Test Debt.

com.ccc.bm.willian2front	83	754.5	10.38	mavenbmcp
▶ DevicesJsonServlet.java	46	766.7	11.50	mavenbmcp
▶ UpdateDeviceAction.java	37	740.0	9.25	mavenbmcp
▶ com.ccc.bulletin.action	71	1059.7	17.75	mavenbmcp
▶ GetRoomInfoAction.java	71	1059.7	17.75	mavenbmcp
▶ com.ccc.bulletin.entity	37	1000.0	2.64	mavenbmcp
▶ Bulletin.java	19	1187.5	3.17	mavenbmcp
▶ DeviceData.java	18	857.1	2.25	mavenbmcp
▶ com.ccc.mavenbmcp.action	631	672.0	8.89	mavenbmcp
▶ AddUserAction.java	34	653.8	8.50	mavenbmcp
▶ CheckRoomEventTimeAction.java	54	750.0	13.50	mavenbmcp
▶ CheckUserNameAction.java	37	711.5	9.25	mavenbmcp
▶ DeleteUserAction.java	26	666.7	6.50	mavenbmcp
▶ EditUserAction.java	44	721.3	11.00	mavenbmcp
▶ EditUserPasswordAction.java	29	591.8	7.25	mavenbmcp
▶ GetAllObjectClassesAction.java	39	600.0	9.75	mavenbmcp
▶ GetAllRoomAction.java	48	648.6	12.00	mavenbmcp
▶ GetAllRoomEvent.java	72	742.3	10.29	mavenbmcp
▶ GetAllUserAction.java	41	650.8	10.25	mavenbmcp
▶ GetRoomFootpathAction.java	30	666.7	7.50	mavenbmcp
▶ GetRoomInfoJsonAction.java	44	771.9	11.00	mavenbmcp
▶ GetUserInfoAction.java	35	686.3	8.75	mavenbmcp
▶ LoginServlet.java	21	567.6	5.25	mavenbmcp
▶ LogoutServlet.java	13	590.9	3.25	mavenbmcp
▶ NewRoomDivAction.java	31	607.8	7.75	mavenbmcp
▶ UpdateRoomAction.java	33	634.6	8.25	mavenbmcp
▶ com.ccc.mavenbmcp.biz	56	N/A	N/A	mavenbmcp
▶ com.ccc.mavenbmcp.encrypt	16	N/A	N/A	mavenbmcp
▶ com.ccc.mavenbmcp.entity	281	N/A	N/A	mavenbmcp
▶ com.ccc.mavenbmcp.mail	51	N/A	N/A	mavenbmcp
▶ com.ccc.mavenbmcp.service	7	N/A	N/A	mavenbmcp
▶ com.ccc.mavenbmcp.servlet	282	N/A	N/A	mavenbmcp
▶ com.ccc.nhrervlet	82	N/A	N/A	mavenbmcp
▶ com.ccc.ntbcmcp.entity	49	N/A	N/A	mavenbmcp
▶ com.ccc.ntbcmcp.servlet	151	N/A	N/A	mavenbmcp
▶ com.ccc.smartfloorplan.action	99	N/A	N/A	mavenbmcp

Fig. 57. Project 2: Booking Manager - Violation Overview using PMD.

#### Project 1: Core Java 8 - Violation Overview using PMD Project 2: Booking Manager - Violation Overview using PMD

Element	# Violations	# Violations/KLOC	# Violations/Methc	Project
com.baeldung	43	1162.2	3.07	core-java-8
▶ Adder.java	5	2500.0	2.50	core-java-8
▶ AdderImp.java	5	1000.0	2.50	core-java-8
▶ Baz.java	4	1333.3	2.00	core-java-8
▶ Foo.java	5	2500.0	2.50	core-java-8
▶ FooExtended.java	3	1000.0	3.00	core-java-8
▶ UseFoo.java	17	894.7	5.67	core-java-8
▶ com.baeldung.annotations	40	N/A	N/A	core-java-8
▶ com.baeldung.collectors	164	N/A	N/A	core-java-8
▶ com.baeldung.counter	125	N/A	N/A	core-java-8
▶ com.baeldung.defaultstaticinterfacemet...	40	N/A	N/A	core-java-8
▶ com.baeldung.defaultstaticinterfacemet...	5	N/A	N/A	core-java-8
▶ com.baeldung.defaultstaticinterfacemet...	31	N/A	N/A	core-java-8
▶ com.baeldung.doublecolon	61	N/A	N/A	core-java-8
▶ com.baeldung.doublecolon	07	N/A	N/A	core-java-8
▶ com.baeldung.doublecolon.function	9	N/A	N/A	core-java-8
▶ com.baeldung.functionalinterface	142	N/A	N/A	core-java-8
▶ com.baeldung.internationalization	107	N/A	N/A	core-java-8
▶ com.baeldung.java8	761	N/A	N/A	core-java-8
▶ com.baeldung.java8.entity	20	N/A	N/A	core-java-8
▶ com.baeldung.java8.lambda.exceptions	25	N/A	N/A	core-java-8
▶ com.baeldung.java8.lambda.exceptions	20	N/A	N/A	core-java-8
▶ com.baeldung.java8.lambda.methodref...	69	N/A	N/A	core-java-8
▶ com.baeldung.java8.optional	236	N/A	N/A	core-java-8
▶ com.baeldung.java_8_features	49	N/A	N/A	core-java-8
▶ com.baeldung.java_8_features.groupingby	20	N/A	N/A	core-java-8
▶ com.baeldung.math	53	N/A	N/A	core-java-8
▶ com.baeldung.nullsafecollectionstreams	20	N/A	N/A	core-java-8
▶ com.baeldung.nullsafecollectionstreams	70	N/A	N/A	core-java-8
▶ com.baeldung.optional	18	N/A	N/A	core-java-8
▶ com.baeldung.optional	45	N/A	N/A	core-java-8
▶ com.baeldung.primitive	221	N/A	N/A	core-java-8
▶ com.baeldung.reduceelfalse	30	N/A	N/A	core-java-8
▶ com.baeldung.reducingIfElse	201	N/A	N/A	core-java-8
▶ com.baeldung.reflect	5	N/A	N/A	core-java-8
▶ com.baeldung.reflect	34	N/A	N/A	core-java-8
▶ com.baeldung.splititeratorAPI	40	N/A	N/A	core-java-8
▶ com.baeldung.splititeratorAPI	86	N/A	N/A	core-java-8
▶ com.baeldung.strategy	33	N/A	N/A	core-java-8

Fig. 56. Project 1: Core Java 8 - Violation Overview using PMD.

#### TD Representation

TABLE XIII  
TD REPRESENTATION - PROJECT 1

ID	1.4
Name	Code Smell
Location	src/./doublecolon/ComputerUtils.java
Responsible/author	Not Assigned
Dimension	Code Debt
Date/time	Apr 14, 2019 15 : 37 :18
Context	Utility classes should not have public constructors
Propagation rule	No impact to other classes
Intentionality	Unintentional

TABLE XIV  
TD REPRESENTATION - PROJECT 1

ID	1.5
Name	Code Smell
Location	src/./doublecolon/MacbookPro.java
Responsible/author	Not Assigned
Dimension	Code Debt
Date/time	Apr 14, 2019 15 : 37 :18
Context	"Preconditions" and logging arguments
Propagation rule	No impact to other classes
Intentionality	Unintentional

TABLE XV  
TD REPRESENTATION - PROJECT 1

ID	1.6
Name	Code Smell
Location	src/./LambdaExceptionWrappers.java
Responsible/author	Not Assigned
Dimension	Code Debt
Date/time	Apr 14, 2019 15 : 37 :18
Context	Generic exceptions
Propagation rule	No impact to other classes
Intentionality	Unintentional