

Connecting early and late epochs by $f(z)$ CDM cosmography

Micol Benetti,^{a,b} Salvatore Capozziello^{a,b,c,d}

^aDipartimento di Fisica “E. Pancini”, Università di Napoli “Federico II”, Via Cinthia, I-80126, Napoli, Italy

^bIstituto Nazionale di Fisica Nucleare (INFN), sez. di Napoli, Via Cinthia 9, I-80126 Napoli, Italy

^cGran Sasso Science Institute, Via F. Crispi 7, I-67100, L’Aquila, Italy

^dLaboratory for Theoretical Cosmology, Tomsk State University of Control Systems and Radioelectronics (TUSUR), 634050 Tomsk, Russia.

E-mail: benettim@na.infn.it, capozzie@na.infn.it

Abstract. The cosmographic approach is gaining considerable interest as a model-independent technique able to describe the late expansion of the universe. Indeed, given only the observational assumption of the cosmological principle, it allows to study the today observed accelerated evolution of the Hubble flow without assuming specific cosmological models. In general, cosmography is used to reconstruct the Hubble parameter as a function of the redshift, assuming an arbitrary fiducial value for the current matter density, Ω_m , and analysing low redshift cosmological data. Here we propose a different strategy, linking together the parametric cosmographic behavior of the late universe expansion with the small scale universe. In this way, we do not need to assume any “a priori” values for the cosmological parameters, since these are constrained at early epochs using both the Cosmic Microwave Background Radiation (CMBR) and Baryonic Acoustic Oscillation (BAO) data. In other words, we want to develop a cosmographic approach without assuming any background model but considering a $f(z)$ CDM model where the function $f(z)$ is given by a suitable combination of polynomials capable of tracking the cosmic luminosity distance, replacing the cosmological constant Λ . In order to test this strategy, we describe the late expansion of the universe using the Padé polynomials. Specifically, we adopt a $P(2, 2)$ series, that is a promising rational series which guarantees a good convergence also at high redshift. This approach is discussed in the light of the recent $H(z)$ values indicators, combined with Supernovae Pantheon sample, galaxy clustering and early universe data, as CMBR and BAO. We found an interesting dependence of the current matter density value with cosmographic parameters, proving the inaccuracy of setting the value of Ω_m in cosmographic analyses. Furthermore, a non-negligible effect of the cosmographic parameters on the CMBR temperature anisotropy power spectrum is shown, and constraints by selected joint datasets are reported. Finally, we found that the cosmographic series, truncated at third order, shows a better χ^2 best fit value than the *vanilla* Λ CDM model. This can be interpreted as the requirement that higher order corrections have to be considered to correctly describe low redshift data and remove the degeneration of the models.

Contents

1	Introduction	1
2	Luminosity Distance and Cosmography	2
3	The Padé Polynomials Cosmography and $f(z)$CDM approach	5
4	The Method	7
5	Results	9
6	Discussion and Perspectives	11

1 Introduction

The mechanism driving the accelerated expansion of the Universe at early and late times represent one of the most important open problems in cosmology and fundamental physics. Currently, the idea of a crisis of the flat Λ CDM model is getting stronger and stronger as a result of the tensions emerged between the H_0 measurements derived by constraints with early epoch data [1, 2] and direct measured using different geometric distance calibrations of Cepheids [3]. Also, others independent measurements, with no shared observational systematics, as DES Collaboration results [4], SPT Collaboration [5], H0LiCOW collaboration [6], and others reinforce the idea of the existence of a tension that does not depend on experimental systematics but on the physics of the cosmological scenario.

Let us stress that the standard cosmological model describes a homogeneous and isotropic universe composed of about 95% of dark components, of which neither physics nor a fundamental description is known. Although it passed several cosmological tests and it is able to describe several cosmological observations, actually we should not be too surprised if it shows some troubles in representing the most recent universe, that is thought to be dominated by dark energy (or Λ) in order to explain the current universe expansion. Several alternative theories to the dark energy assumption have been developed, such as the extended theory of gravity, quintessence models or approaches with non-minimal couplings [7, 8, 54, 10, 11]. Finding the correct model for the late-time acceleration turned out to be not easy at all, so that the theoretical efforts to find a dynamic model describing the current observations, i.e. Λ given by a barotropic fluid, have been placed side by side to kinematic models where the cosmological constant is simply assumed to be a function of the cosmic time (or the scale factor $a(t)$) [12]. Indeed, although kinematic and dynamical models of Λ lie on completely different theoretical bases, they may be equivalent, if a space-time background is assumed to be described by a Friedmann-Lemaître-Robertson-Walker metric. Then, it is possible to tackle the problem by an inverse scattering approach. It can be based on reconstructing the Hubble parameter evolution $H(z)$ as a function of redshift, where we do not assume any specific dark energy or modified gravity model, and only subsequently search for some fundamental physics description. In this context, cosmography can be a powerful tool to break the degeneracy among cosmological models, and it is currently widely adopted to understand universe's kinematics at late epochs. The idea is to parameterize all quantities of interest

through a Taylor series expansion around here and now, providing, in principle, a way to directly match with observations. Noteworthy, the description of the observations strongly depends on the amount of information: i.e. it directly depends on where the cosmographic series is truncated. Specifically, the second order expansion parameter, the deceleration parameter q_0 , infers whether the universe is accelerating or decelerating. Including the third order, we can consider the change of the universe dynamics, while, considering also the fourth order, we can discriminate between evolving dark energy term or a cosmological constant behavior. Constraining these parameters is a tough challenge, especially looking at orders higher than the third, due to both the accuracy of available data but also to the many assumptions.

If on the one hand there are efforts to limit the approximations by choosing series of rational polynomials ever more efficient instead of simpler series, on the other hand, one wonders if it is possible to constrain the assumptions, i.e. the value of cosmological parameters (e.g. the value of non-relativistic matter, Ω_m), needed to correctly express the Hubble rate. Therefore, it seems natural to investigate the connection between low-redshift cosmographic parameterization with high redshifts cosmological model, building up self-consistent models allowing a proper description of early universe and adopts a model-independent technique able to describe the current observations at low redshift [13]. Let us stress that a cosmographic parameterization at large scales replaces the strict assumption of dark energy in the standard model, not having the issue to say what is driving the current accelerated expansion.

In this work, we propose a new strategy. Instead of assuming Λ CDM as background and studying dark energy parameterizations to deal with tensions, we consider a global cosmographic approach that we call $f(z)$ CDM. Here, a function of the redshift gives the cosmographic behavior of luminosity distance according to the convergence properties of a given class of polynomials, in principle at any epoch. Specifically, here, we take into account as an example Padé polynomials that overcome convergence limits of standard cosmography, based on Taylor expansion [14, 15, 16]. In particular, Padé polynomials allow a good series convergence even at redshift higher than $z = 1$. The final purpose is to connect early and late universe by a model-independent cosmographic approach. The procedure is quite general depending only on the convergence of the polynomials chosen in $f(z)$.

The paper is organized as follow. In Sec. 2 we introduce the cosmographic approach in its basic formulation, while, in Sec. 3, we describe the Padé series approximation. The dataset and codes adopted for our analysis are discussed in Sec. 4. Results are shown in Sec. 5, where we present the observational constraints on cosmographic parameters. Finally, Sec. 6 we draw conclusions, give a summary, and outline perspectives of this strategy.

2 Luminosity Distance and Cosmography

Let us start recalling the basic definitions of cosmography. The luminosity distance, D_L , can be written in terms of flux - luminosity relations or, in a flat universe, in terms of the redshift, z , of the observed object as

$$D_L = (1 + z)D(z) = (1 + z) \frac{c}{H_0} \int_0^z \frac{dz'}{H(z')}, \quad (2.1)$$

with $D(z)$ the comoving distance depending on the present value of the Hubble constant, H_0 , and its evolution as a function of the redshift. The above formula can be simplified for low redshift values using the comoving distance relation by the Hubble - Leimaître law, where the

recession velocity, v , is given by $v(z) = H_0 D(z)$. At the same time, it is worth noticing that the simple definition of redshift from the Doppler formula $z \sim \frac{v(z)}{c}$ is valid for low velocity (i.e. low redshift), while for higher velocity we need to use the scale factor $a(t)$ as

$$z = \frac{a(t_0)}{a(t_e)} - 1, \quad (2.2)$$

where $a(t_e)$ refers to the observed source (e.g. a galaxy) and $a(t_0) = 1$ is the normalized present value. Then, for low redshifts, we can write the luminosity distance relation of Eq.(2.1) as

$$D_L = (1 + z) \frac{zc}{H_0}. \quad (2.3)$$

In order to consider higher z , we need to assume a cosmological model to make explicit the evolution of $H(z)$ in Eq.(2.1) in terms of universe fluids density and dynamic.

Alternatively, we can express the luminosity distance in a model-independent parametric way by adopting the cosmographic approach, introduced as a technique capable, in principle, of tracing back the universe kinematics without the need of assuming specific cosmological models.

Let us stress that assuming a cosmological model to describe cosmic history is often biased by the fact that some constraints are assumed a priori, affecting the cosmic reconstruction and leaving the results not consistent with observations. On the other hand, a model-independent reconstruction of the cosmic history should be based on a robust analysis of cosmological observations. In other words, data should be able to provide reliable constraints on the behavior of cosmological parameters, running with redshift, independently of any cosmological model or underlying gravity theory. For example, it has been shown that a principal component analysis, adopting SNeIa data, can help to reconstruct the Hubble parameter [17]. This kind of procedure allows to determine H_0 and, in principle, any other cosmographic parameter with reasonable uncertainty and without any ad-hoc parameterizations. Also, inference algorithms can be adopted to reconstruct the cosmic expansion history using the information field theory, a statistical field theory suited for the construction of optimal signal recovery algorithms [18]. In both cases, the cosmic history is not assumed a priori but it is "reconstructed" by the optimization of data. In this sense, cosmography adopts kinematics to reconstruct cosmological dynamics. It can be considered a sort of "inverse scattering approach".

Specifically, we can expand the scale factor, that is the only degree of freedom governing the universe according to the cosmological principle, around the present epoch, that is

$$a(t) = 1 + \sum_{k=1}^{\infty} \frac{1}{k!} \left. \frac{d^k a}{dt^k} \right|_{t=t_0} (t - t_0)^k, \quad (2.4)$$

and define the *Hubble*, *deceleration*, *jerk* and *snap* parameters respectively as

$$H(t) \equiv \frac{1}{a} \frac{da}{dt}, \quad q(t) \equiv -\frac{1}{aH^2} \frac{d^2 a}{dt^2}, \quad (2.5a)$$

$$j(t) \equiv \frac{1}{aH^3} \frac{d^3 a}{dt^3}, \quad s(t) \equiv \frac{1}{aH^4} \frac{d^4 a}{dt^4}. \quad (2.5b)$$

These parameters give information on the late dynamics of the universe. Indeed, the sign of

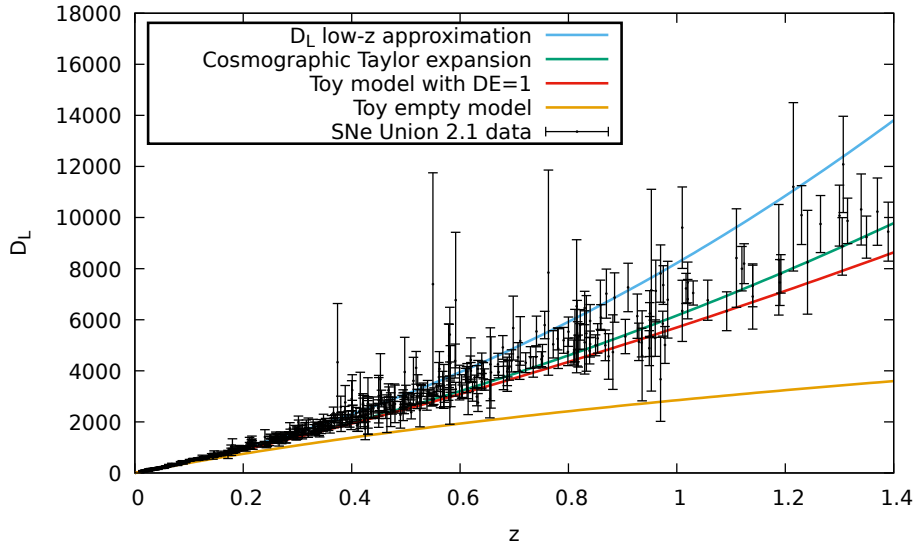


Figure 1. Luminosity distance in terms of redshift in the case of low-redshift approximation of Eq.(2.3) and the Taylor expansion of Eq.(2.6) truncated at first order, with $q_0 = -1/2$, in comparison with two toy models and data from Supernova Cosmology Project “Union2.1” SNeIa compilation [19, 20]

the deceleration parameter indicates whether the universe is accelerating or decelerating; the sign of j determines the change of the universe dynamics, and the value of s is necessary to discriminate between evolving dark energy or cosmological constant.

In other words, we can rewrite the luminosity distance relation using the definition of Eq.(2.2) and Eq.(2.4) and obtaining the Taylor expansion

$$D_L(z) = \frac{zc}{H_0} \left[1 + \frac{z}{2}(1 - q_0) - \frac{z^2}{6}(1 - q_0 - 3q_0^2 + j_0) + \frac{z^3}{24}(2 - 2q_0 - 15q_0^2 - 15q_0^3 + 5j_0 + 10q_0j_0 + s_0) + \mathcal{O}(z^4) \right]. \quad (2.6)$$

The truncation at low orders of the above result is plotted with green solid line in Fig. 1, where it is compared with the low- z luminosity distance approximation of Eq.(2.3) (light blue curve) and also with two toy models: the first assumes that the cosmological constant, Ω_Λ , fully drives the universe evolution (i.e. $\Omega_\Lambda = 1$ and the matter density of the universe is $\Omega_m = 0$), and a *empty Milne model*, that assume zero energy density and negative spatial curvature. We can see that the behaviors of the different approaches are all compatible up to $z \sim 0.2$.

It is worth noticing that the restricted convergence of the Taylor series, as well as the arbitrary order of truncation of the series, make this method poorly predictive for cosmographic analysis for $z > 1$. Also, the degeneracy among the cosmographic coefficients of the Taylor series give rise to the impossibility to measure them separately. In fact, it is only the sum of them that leads to different results depending on the probability distribution associated with each coefficient. These problems can be partially alleviated by adopting the Padé rational polynomials [14] to construct a cosmographic series based only on the assumption of

cosmic homogeneity and isotropy (see Ref.[21] for details). The Padé polynomial approach to cosmography will be considered in the next section.

3 The Padé Polynomials Cosmography and $f(z)$ CDM approach

The Padé Approximation for cosmographic analysis [22, 23, 21, 24, 16, 25, 26, 15, 27] showed to have larger convergence radius than the Taylor series expansion and it is proving to be a reliable choice to extent the analysis to higher redshifts. In this context, the approximate luminosity distance depends on the Padé approximant $P_{(n,m)}$, of order n/m , that is the approximation of the ratio between two standard Taylor series of a generic function $f(z) = \sum_{i=0}^{\infty} c_i z^i$,

$$P_{n,m}(z) = \frac{\sum_{i=0}^n a_i z^i}{1 + \sum_{j=1}^m b_j z^j}. \quad (3.1)$$

A detailed study of Padé approximation in the cosmographic context is reported in Ref.[15, 21], where also the full expression of the coefficients of Eq.(3.1) are provided. The behaviour of the Hubble parameter evolution $H(z)$, using Padé series has been tested at low redshift, finding that it is a reliable choice to extent the analysis up to $z \sim 6$ for a Padé approximation of order (2,2) [16, 25]. In this latter case, the background evolution reads like [16]

$$E(z) = \frac{H(z)}{H_0} = \frac{P_0 + P_1 z + P_2 z^2}{1 + Q_1 z + Q_2 z^2}. \quad (3.2)$$

where

$$\begin{aligned} P_0 &= 1, \\ P_1 &= H_1 + Q_1, \\ P_2 &= \frac{H_2}{2} + Q_1 H_1 + Q_2, \\ Q_1 &= \frac{-6H_1 H_4 + 12H_2 H_3}{24H_1 H_3 - 36H_2^2}, \\ Q_2 &= \frac{3H_2 H_4 - 4H_3^2}{24H_1 H_3 - 36H_2^2}, \end{aligned} \quad (3.3)$$

and H_1, H_2, H_3 and H_4 are related to cosmographic parameters (q_0, j_0, s_0, l_0) as

$$\begin{aligned} H_1 &= H_{10}/H_0 = 1 + q_0 \\ H_2 &= H_{20}/H_0 = -q_0^2 + j_0, \\ H_3 &= H_{30}/H_0 = 3q_0^2(1 + q_0) - j_0(3 + 4q_0) - s_0, \\ H_4 &= H_{40}/H_0 = -3q_0^2(4 + 8q_0 + 5q_0^2) + j_0(12 + 32q_0 + 25q_0^2 - 4j_0) + s_0(8 + 7q_0) + l_0. \end{aligned} \quad (3.4)$$

Although the above approach, and the cosmography in general, is interesting for studying the evolution of the universe at large scales and late times, its independence of the model falls when it is extended to higher redshifts. Despite the fact that series convergence can be

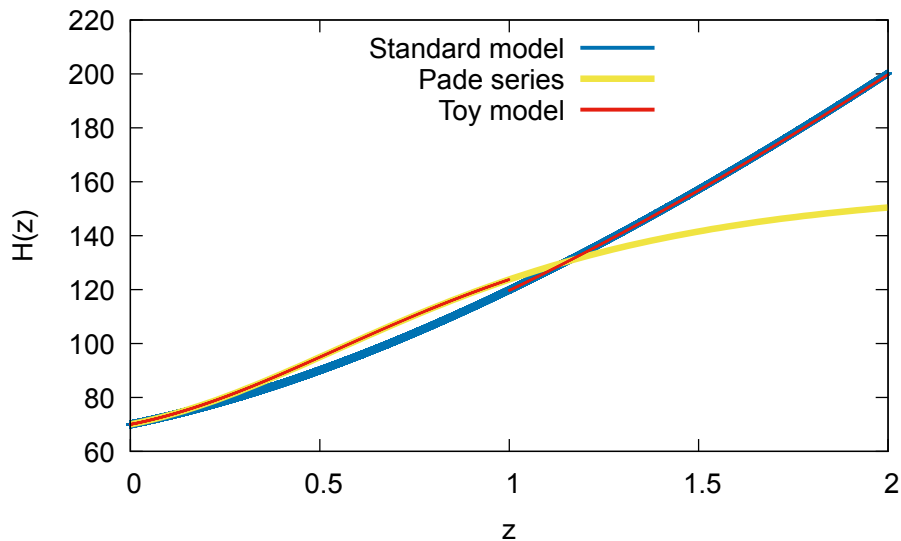


Figure 2. $H(z)$ evolution expansion of a toy model using Eq.(3.2) up to $z = 1$ and the minimal Λ CDM model afterwards. For this model (red line) we assume $q_0 = -0.6$, $j_0 = 1.97$ and $s_0 = l_0 = 0$. For comparison, we also show the minimal Λ CDM model (blue curve) and cosmographic Padé $H(z)$ series (yellow curve), even using the same choice of cosmographic parameters values.

improved with reliable choices, getting closer to redshifts where the cosmological constant is no longer dominant, we must necessarily assume a cosmological model in order to take into account the evolution of cosmic fluids. In particular, it is needed the value of current energy density parameter associated to the non-relativistic matter, Ω_m , which is well constrained using the CMBR data. If, on one hand, Ω_m value can be assumed “a priori”, using constraints of the standard cosmological model, on the other hand, the generality of cosmographic results are biased because conclusions can be drawn only considering specific values of cosmological parameters. In other words, there is a circularity problem because the *cosmographic model-independent approach* becomes *model dependent*.

A reasonable way to link the cosmographic parameterization with cosmological models, without assuming “a priori” values, can be to build up a cosmological model considering the standard Λ CDM evolution up to an appropriate redshift, i.e. the scale of equivalence matter- Λ , and then a cosmographic approximation (for example based on Padé polynomials as Eq.(3.2)), to describe the universe kinematic at lower redshift. In Fig. 2, a comparison of this toy model (red line) for an arbitrary choice of redshift of transition (i.e. $z = 1$) and cosmographic parameters values is shown¹ for the minimal Λ CDM evolution and cosmographic Padé $H(z)$ series. This toy model curve overlaps the Padé one for $z < 1$ and the Λ CDM curve for $z > 1$, presenting a step in the redshift where the two model are linked at $z = 1$.

To prevent such a discontinuity, and also to avoid choosing the redshift value where the modeling step takes place, we can replace the Λ CDM model with a $f(z)$ CDM model, where Λ is substituted by a Padé cosmographic series, i.e. considering the $H(z)$ evolution as

¹Here we assume the best fit parameters values in Ref. [16].

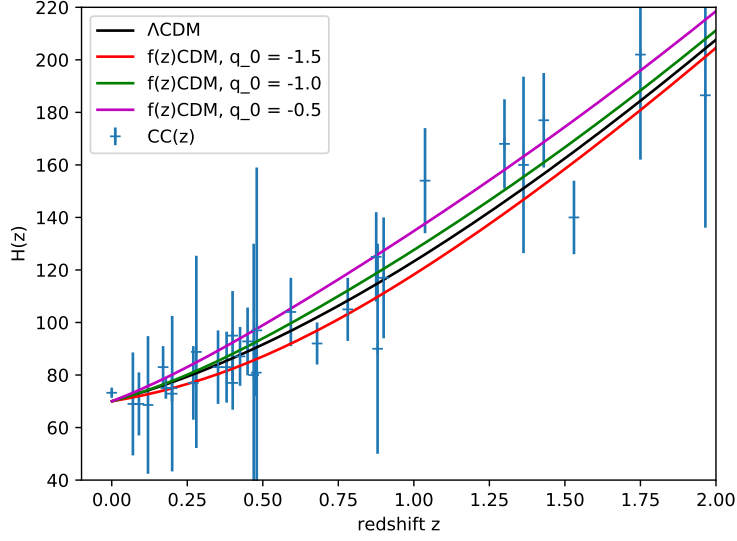


Figure 3. $H(z)$ evolution expansion of $f(z)$ CDM model, where j_0 is fixed to 1.97 and $s_0 = l_0 = 0$, while different values of deceleration parameter are assumed, as $q_0 = -0.5$ (magenta curve), $q_0 = -1$ (green curve), $q_0 = -1.5$ (red curve). For comparison, the minimal Λ CDM model is drawn with a black solid line and the Cosmic Clock data of Tab.3 are reported. In this plot, we assume $\Omega_m = 0.3$, $\Omega_\Lambda = 1 - \Omega_m$ and $H_0 = 70$ Km/s/Mpc.

$$E(z)^2 = \left(\frac{H(z)}{H_0} \right)^2 = \Omega_k(1+z)^2 + \Omega_m(1+z)^3 + \Omega_r(1+z)^4 + \Omega_f f(z), \quad (3.5)$$

with, in the specific case, $f(z)$ is given by

$$f(z) = \frac{P_0 + P_1 z + P_2 z^2}{1 + Q_1 z + Q_2 z^2}. \quad (3.6)$$

The entries above are the spatial curvature density Ω_k , the matter density (baryonic and cold dark matter (CDM) component of standard cosmology) Ω_m , and the radiation Ω_r . Hereafter, we will choose for the sake of simplicity $\Omega_k = 0$, so that $\Omega_m + \Omega_r + \Omega_f = 1$. The term Ω_f is introduced to describe the current universe evolution after a given polynomial cosmography evolving with redshift z is adopted. In Fig. 3 we show the $f(z)$ CDM behavior for different deceleration parameter values, comparing with the minimal Λ CDM model (black line), i.e. the case in which $f(z) \rightarrow \Lambda$. It is worth noticing that also the cosmological equation of state can be reconstructed according to a similar method [28] and that a deep machine learning approach to cosmological models can be constructed according to iterative procedures tracking the evolution of dark energy models [29]. Also in that case, a $f(z)$ CDM procedure can be implemented.

4 The Method

Let us introduce now the codes used for our analysis, and also the main observational data set we considered to perform the parameters estimation.

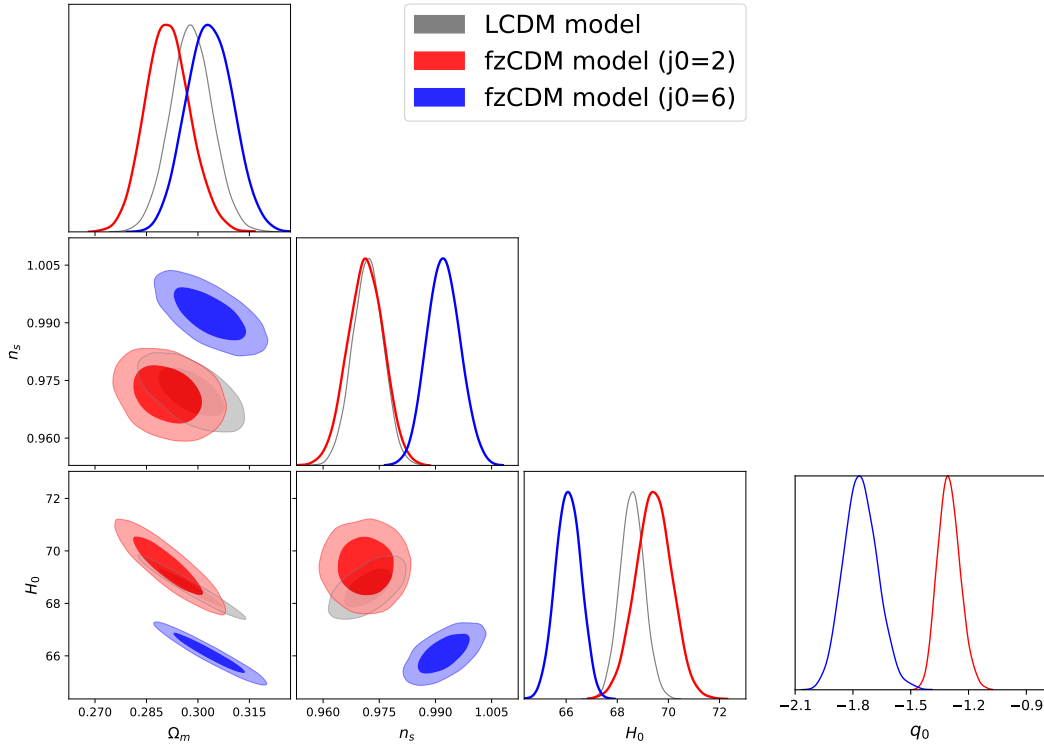


Figure 4. C.L of $f(z)$ CDM model with one parameter extension using base-2015 dataset. The deceleration parameter is free to vary, while j_0 is fixed in 2 (red line) and 6 (blue line), and $s_0 = l_0 = 0$.

In order to compute the theoretical predictions of the $f(z)$ CDM model, among which the CMBR temperature power spectrum, we modified the current version of the Code for Anisotropies in the Microwave Background (CAMB) [30] where the background evolution is now given by Eqs. (3.5)-(3.6), also using Eqs.(3.3)-(3.4). We performed the parameter constraints using a Monte Carlo Markov chain statistical analysis, modifying the available parameter estimation packages COSMOMC [31] to our purpose and analyzing both the $f(z)$ CDM and the Λ CDM model for a given range of values of the cosmological and cosmographic parameters.

We choose to build three datasets for our analysis. The first, called “base-2015” in the next sections, combining

- Cosmic Microwave Background Radiation (CMBR) measurements, through the Planck (2015) data [32, 33] that include both temperature power spectra (TT) over the range $\ell \in [2 - 2508]$ and low- ℓ (2 - 29) temperature-polarization cross-correlation likelihood;
- Baryon Acoustic Oscillation (BAO) distance measurements, using 6dFGS [34], SDSS-MGS [35], and BOSS DR12 [36] surveys, as considered by the Planck collaboration;
- Supernovae Type Ia (Pantheon sample), that is the latest compilation of 1048 data points, covering the redshift range $[0.01 : 2.3]$ [37];
- Hubble constant of latest Riess (2019) work (R19), $H_0 = 74.03 \pm 1.42$ km/s/Mpc [3], that is in tension at 4.4σ with CMBR estimation within the minimal cosmological model.

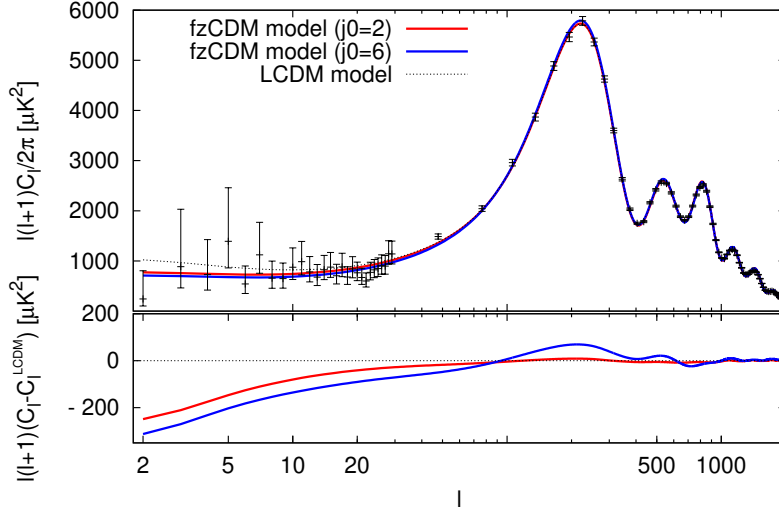


Figure 5. Temperature Anisotropy power spectrum for the best fit $f(z)$ CDM model, with one parameter extension, constrained with base-2015 joint data. Superimpose data are from Planck 2015 release.

This measurement is implemented by default in the package COSMOMC by imposing a Gaussian prior for the Hubble parameter constraint.

- Cosmic Clock (CC) data, as measurements got from differential age treatment as showed in Tab.3, in which $H(z)$ is given by km/s/Mpc.

Furthermore, in the second data set, we replace the Planck 2015 data with Planck 2018 [38], using TT CMBR power spectra, and HFI polarization EE likelihood at $\ell \leq 29$. We refer to the new base dataset as Planck 2018 + BAO + Pantheon + R19 + CC as “base-2018”, to recall that here we use the Planck release 2018.

Finally, we include also the Dark Energy Survey (DES) data, considering both galaxy clustering and cosmic shear measurements from the combined probe Year 1 results [39, 40, 41] with the “base 2018”. We refer to this extended dataset as “base-2018 + DES”.

5 Results

In this section, we present the results, showing how our analysis increases the truncation orders of cosmographic series. The aim is to test the $f(z)$ CDM model taking care to understand the impact of different truncation orders on the parameter constraints.

We firstly analyze the case of $f(z)$ CDM model with *one parameter extension*, i.e. with a free deceleration parameter and fixed j_0 , s_0 , l_0 , using the base-2015 data. In Fig.4 we show our results for two different (and arbitrary) j_0 parameter choices, i.e. assuming $j_0 = 2$ (red curve) and considering $j_0 = 6$ (blue curve). For comparison, we also show the C.L. curves of the minimal Λ CDM model using the same dataset (left panel). We can see that the $f(z)$ CDM model with $j_0 = 2$ is able to constrain cosmological parameters values compatible with the standard model ones, even allowing for slightly higher H_0 at the cost of lower values of matter

Table 1. 68% confidence limits for the model parameters constrained using base-2015 dataset . The $\Delta\chi^2_{best} = \Delta\chi^2_{\Lambda CDM} - \Delta\chi^2_{model}$ refers to the best fit of the model (negative value means a better χ^2 of the reference model, ΛCDM).

Parameter	ΛCDM	$f(z)CDM$ ($j_0 = 2$)	$f(z)CDM$ ($j_0 = 6$)	$f(z)CDM$ (j_0 free)
$100\Omega_b h^2$	2.245 ± 0.019	2.252 ± 0.021	2.311 ± 0.020	2.246 ± 0.022
$\Omega_c h^2$	0.1171 ± 0.0011	0.1172 ± 0.0015	0.1087 ± 0.0012	0.1182 ± 0.0019
Ω_m	0.2981 ± 0.0061	0.2913 ± 0.0064	0.3035 ± 0.0066	0.2929 ± 0.0067
H_0	68.58 ± 0.47	69.42 ± 0.71	66.08 ± 0.48	69.46 ± 0.71
q_0	-	-1.30 ± 0.06	-1.75 ± 0.09	-1.19 ± 0.10
j_0	-	2	4	1.5 ± 0.5
$\Delta\chi^2_{best}$	—	5, 4	-51, 6	6, 6

density Ω_m . Let us stress that Ω_m is degenerate with the cosmographic parameters, see also Tab.1, inferring the weight of the approximation made when it is fixed to an arbitrary value when analyzing the cosmographic models. Noteworthy, the positive correlation between the H_0 parameter with the spectral index noticed in the standard model (and widely explored in the literature, see Refs. [42, 43, 44] and references within) vanishes for the $f(z)CDM$ model with $j_0 = 2$. The q_0 parameter is well constrained by the used dataset, with probability posterior distribution indicated in the right panel of Fig.4. The temperature anisotropy power spectra, using best fit values of our analysis, are plotted in Fig. 5, where we can see the lack of power at low multipoles for these models, if compared to ΛCDM , due to the late-time integrated Sachs-Wolfe effect [45]. In other words, the CMBR is sensitive to the cosmographic parameters.

Then, we can analyze the $f(z)CDM$ model with *two parameters extension*, i.e. with a free deceleration and jerk parameters and fixed $s_0 = l_0 = 0$, using the base-2015 data. Looking at Fig. 6 (green curve), the probability posterior distribution of j_0 (right panel) show that it prefers values lower than those assumed in the previous analysis, i.e. $j_0 = 2$, thus implying a constraint of higher q_0 values. This is in agreement with previous results [21, 46, 16], also allowing for higher H_0 mean value with respect to the standard model, compatible in 1σ with this latter. Also, we show, in Fig. 7, the C.L. of cosmographic and matter density parameters. Besides the degeneration between cosmographic parameters, we note the correlation in $\Omega_m - q_0$ plane and the anti-correlation between the cold dark matter density and the jerk parameter.

Finally, using the base-2015 data we also leave the s_0 parameter as a new free parameter of the model (see Fig. 6, yellow lines). We can see that the snap posterior values is fully compatible with zero, i.e. $s_0 = -0.1 \pm 0.6$ in 1σ , and also the constraints on the cosmological and cosmographic parameters do not change with respect to the case where s_0 was fixed to zero (green line). Noteworthy, the s_0 parameter constrained is in fully agreement with the previous results [21], showing a worse constraint than the other cosmographic parameters.

Considering now the dataset base-2018 and base-2018+DES introduced in previous section, we focus on the $f(z)CDM$ model with three parameter extension. Replacing the new Planck release (2018) with the previous one (2015), we obtain the magenta curves shown in Fig. 8, while the yellow ones, referring to the base-2015 analysis, is already presented above. With cyan curve, we also plot the base-2018 + DES data. We note that the new Planck release prefers slightly lower values of q_0 parameter with respect the 2015 TT likelihood, that implies an higher value of the jerk parameter. The addition of DES data constrains lower value of

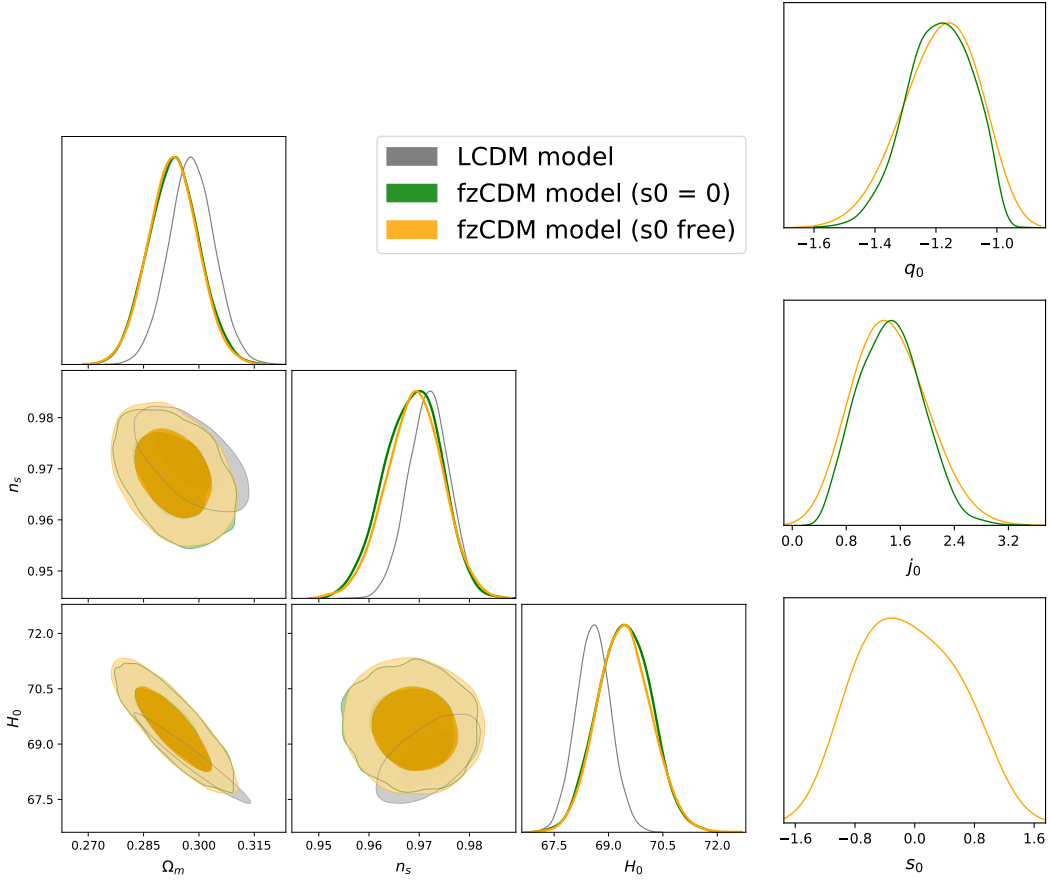


Figure 6. C.L of $f(z)$ CDM model with two parameters extension (green line) and three parameters extension (yellow line), using the base-2015 data. The deceleration and jerk parameters are free to vary, while s_0 is fixed in the case of the green curves and free for the yellow curves. In any case, $l_0 = 0$.

Table 2. 68% confidence limits for the cosmographic model parameters of the $f(z)$ CDM model with three parameters extension constrained using base-2015, base-2018 and base-2018 + DES dataset.

Parameter	base-2015	base-2018	base-2018 + DES
q_0	-1.18 ± 0.11	-1.27 ± 0.11	-1.26 ± 0.11
j_0	1.5 ± 0.5	1.7 ± 0.5	1.9 ± 0.5
s_0	-0.1 ± 0.6	-1.1 ± 0.9	-0.6 ± 0.7

cold dark matter density, Ω_c , and prefers slightly negative values of the snap parameter. The cosmographic parameter 1σ mean values are presented in Tab. 2.

6 Discussion and Perspectives

In this paper we proposed a generalization of Λ CDM, the parametric $f(z)$ CDM model, as a new strategy to describe the current universe evolution assuming a model-independent cosmographic parameterization. The approach is aimed to describe observations that are

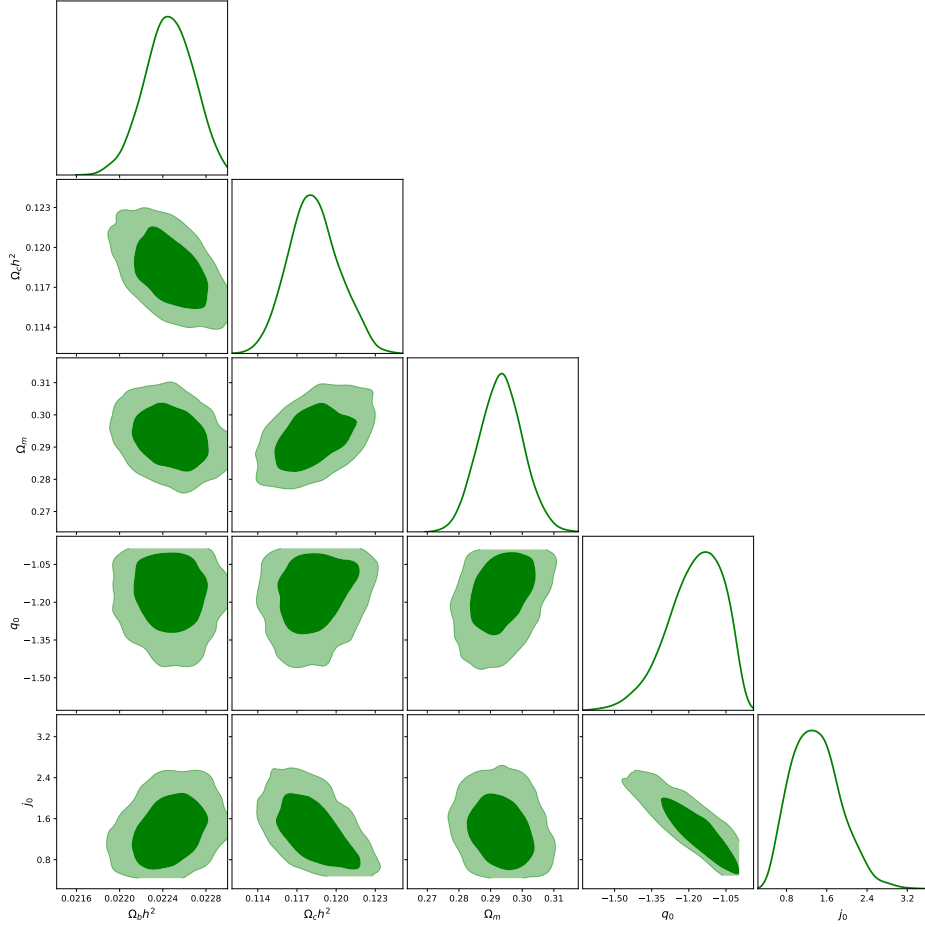


Figure 7. C.L of $f(z)$ CDM model with two parameters extension, using the base-2015 data. The deceleration and jerk parameters are free to vary, while $s_0 = l_0 = 0$.

showing tensions with respect to Λ CDM. Specifically, the procedure consists in constructing a function of the redshift $f(z)$, based on specific polynomials, capable of describing the evolution of the standard cosmological model at a given redshift *without* imposing any dark energy model. In principle, the whole information should come from the cosmographic parameters, entries of the luminosity distance and derived from combined data sets of observational data.

Specifically, we explored the $f(z)$ CDM model choosing a Padé series $P(2, 2)$, that shows a good convergence up to high redshift. We considered several series orders introducing, step by step, higher cosmographic parameters. Our analysis highlight the crucial role played by the series convergence problem in allowing the self-consistency of cosmological model. In fact, if the series does not guarantee convergence at high redshifts, undesirable contributions come out and any cosmological model results biased. The Padé series $P(2, 2)$ proved to be unstable for high values of cosmographic parameters, although widely reliable in the selected priors used in this work. It is therefore necessary to explore new possibilities, such as Padé polynomials with different orders, which may allows for a more fast convergence of the series [47]. Alternatively, one can evaluate the possibility to use other redshift parameterizations [27, 15, 48] or to construct the function $f(z)$ with other rational polynomials like the Chebyshev ones [21, 46].

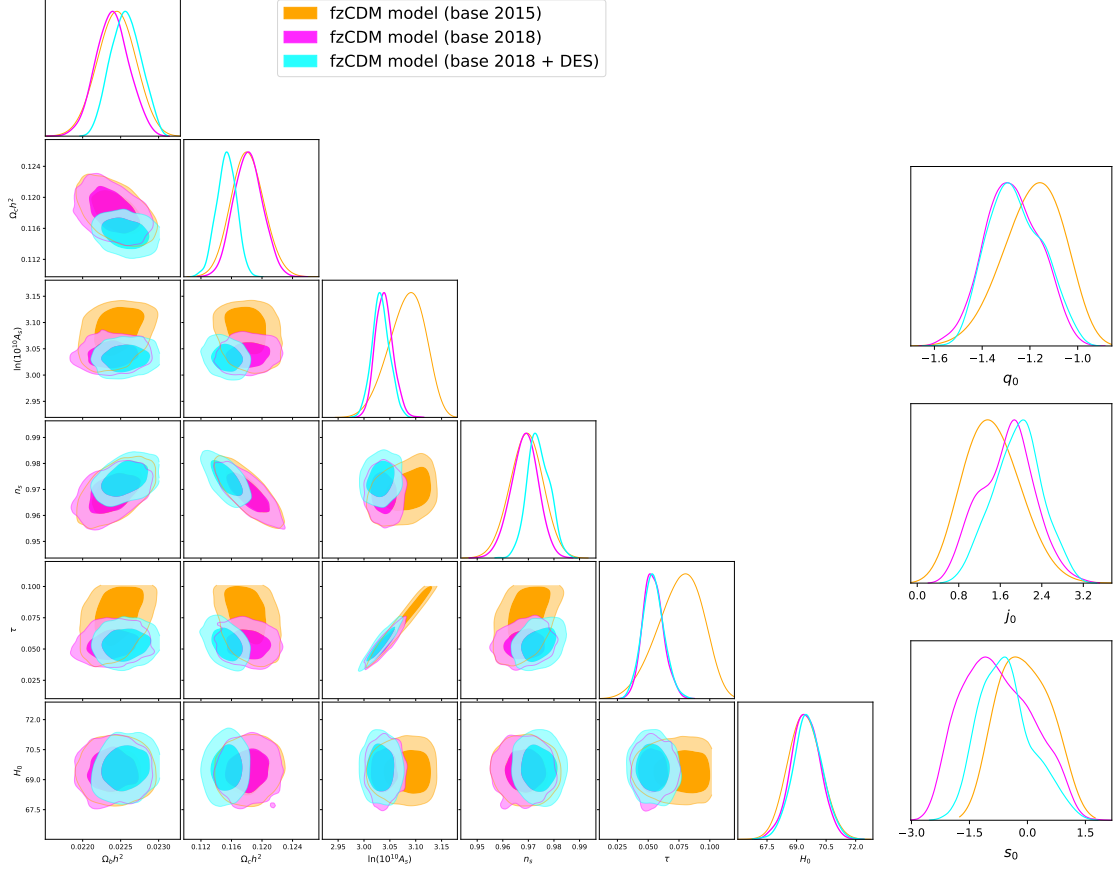


Figure 8. C.L of $f(z)$ CDM model with three parameters extension using base-2015 data (orange line), base-2018 data (magenta line) and base-2018 + DES data (cyan line).

According to the considered particular model, the analysis confirms the anti-correlation between the parameters q_0 and j_0 , and between the deceleration parameter and Ω_m . Noteworthy, the TT spectrum is sensible to the values of cosmographic parameters, therefore the CMBR has proved to be an important dataset to be used in cosmography. Also, H_0 prefers higher values than the standard case, although always in 1σ from the values of the vanilla Λ CDM. Finally, considering DES galaxy clustering data, we found a slightly negative s_0 parameter constraint. Let us stress that the sign of the snap parameter could give some indication on the nature of dark energy, i.e. it can distinguish between evolving dark energy or cosmological constant. In particular, the negative value constrained by the base-2018 dataset, $s_0 = -1.1 \pm 0.9$, excludes the zero value at 1σ , indicating a preference for models with evolving dark energy. However, this preference falls when the joined dataset with DES is considered.

We note that the results presented in this work can be the starting point for a completely new interpretation of the current cosmological tensions. Indeed, while in literature it has been exhaustively demonstrated that the theory of General Relativity well describes the whole evolution of the universe until recent times, tensions emerges at low-redshifts. At the same time, cosmography, using a third-order truncation (i.e. using two cosmographic parameters like the deceleration and the jerk), seems to better describe the current observations, showing

a better χ^2 than about 7 points with respect to the minimal cosmological model. Furthermore, galaxy clustering and cosmic shear measurements seem to have some sensitivity with higher-order parameters, such as s_0 , where the CMBR data seem to be non-sensitive. These facts could point out that the emerged tensions could not indicate any new physics, nor they can depend on systematic data errors as widely proposed in literature, but rather show only the need to include higher corrections in the model without assuming Λ CDM at background level. In other words, Λ CDM could be nothing else but a coarse grained model that needs to be improved with higher order corrections in view to achieve a self-consistent interpretation of phenomenology. Clearly such corrections have to be physically interpreted according to the data that should be reliable both at early and late epochs. A possibility, widely studied in the literature, is to provide higher order corrections related to the geometry of the universe (coming as remnants of quantum fluctuations in early universe [49, 50, 51]). In this context, several Extended Theories of Gravity² have been tested, addressing phenomenology ranging from the primordial inflationary expansion to the current accelerated behavior [10, 11, 21]. Among these, it is particularly promising the Starobinsky model [53, 54] that, according to the recent CMBR data, is one of the best candidate to fit inflationary behavior with the possibility to address also the recent dark energy behavior [55, 56]. In this perspective, H_0 tension and other shortcomings of present observational cosmology could be solved, in principle, considering geometric corrections originated from primordial fluctuations and propagating up to infrared scales.

Present results show, as a perspective, that both higher performing cosmographic series and more precise data at low redshift should be considered. If currently high-redshift spectroscopic surveys allow for accurate data, covering up to $z \sim 2$, in the near future experiments like DESI [57] will cover very large redshift range using Emission Line Galaxies (ELGs), Luminous Red Galaxies (LRGs) up to quasars, while others, as Large Synoptic Survey Telescope (LSST) [58], are proposed to improve such a redshift range with million of spectroscopic targets, i.e. Lyman-Break galaxies (LBGs) and Lyman- α emitters (LAEs), allowing even better measurements. At the same time, MegaMapper [59] will provide a high-redshift spectroscopic survey from galaxy redshifts at $2 < z < 5$, allowing for a better constrain of the current universe expansion. Finally, global 21-cm absorption signal at Cosmic Dawn from the Experiment to Detect the Global EoR Signature (EDGES) opens up a new arena wherein to test cosmographic series [60, 61].

Acknowledgements

MB and SC acknowledge Istituto Nazionale di Fisica Nucleare (INFN), sezione di Napoli, iniziative specifiche QGSKY and MOONLIGHT-2. We also acknowledge the authors of the CosmoMC (A. Lewis) code and Sunny Vagnozzi for the CosmoMC patches on Cosmic Clocks data. This work was developed thanks to the High Performance Computing Center at the Universidade Federal do Rio Grande do Norte (NPAD/UFRN) and the National Observatory (ON) computational support. This paper is based upon work from COST action CA15117 (CANTATA), supported by COST (European Cooperation in Science and Technology).

²The General Relativity is a second-order theory, and higher-order gravitational corrections of the Hilbert-Einstein Lagrangian density can be achieved in the so-called Extended Theories of Gravity [10]. Such higher-order corrections can be also described by a perfect fluid in the field equations [52]

Table 3. $H(z)$ values for different redshift values. $H(z)$ is given by km/s/Mpc.

z	$H \pm \sigma_H$	Ref.
0.0708	69.00 ± 19.68	[62]
0.09	69.0 ± 12.0	[63]
0.12	68.6 ± 26.2	[62]
0.17	83.0 ± 8.0	[64]
0.179	75.0 ± 4.0	[65]
0.199	75.0 ± 5.0	[65]
0.20	72.9 ± 29.6	[62]
0.27	77.0 ± 14.0	[64]
0.28	88.8 ± 36.6	[62]
0.35	82.1 ± 4.85	[66]
0.352	83.0 ± 14.0	[67]
0.3802	83.0 ± 13.5	[67]
0.4	95.0 ± 17.0	[64]
0.4004	77.0 ± 10.2	[67]
0.4247	87.1 ± 11.2	[67]
0.4497	92.8 ± 12.9	[67]
0.4783	80.9 ± 9.0	[67]
0.48	97.0 ± 62.0	[68]
0.593	104.0 ± 13.0	[65]
0.68	92.0 ± 8.0	[65]
0.781	105.0 ± 12.0	[65]
0.875	125.0 ± 17.0	[65]
0.88	90.0 ± 40.0	[68]
0.9	117.0 ± 23.0	[64]
1.037	154.0 ± 20.0	[65]
1.3	168.0 ± 17.0	[64]
1.363	160.0 ± 33.6	[69]
1.43	177.0 ± 18.0	[64]
1.53	140.0 ± 14.0	[64]
1.75	202.0 ± 40.0	[64]
1.965	186.5 ± 50.4	[69]

References

- [1] P. A. R. Ade *et al.* [Planck Collaboration], “Planck 2015 results. XIII. Cosmological parameters,” *Astron. Astrophys.* **594**, A13 (2016)

- [2] N. Aghanim *et al.* [Planck Collaboration], “Planck 2018 results. VI. Cosmological parameters,” arXiv:1807.06209 [astro-ph.CO].
- [3] A. G. Riess, S. Casertano, W. Yuan, L. M. Macri and D. Scolnic, *Large Magellanic Cloud Cepheid Standards Provide a 1% Foundation for the Determination of the Hubble Constant and Stronger Evidence for Physics beyond Λ CDM*, *Astrophys. J.* **876**, no. 1, 85 (2019)
- [4] T. M. C. Abbott *et al.* [DES Collaboration], “Dark Energy Survey Year 1 Results: A Precise H_0 Estimate from DES Y1, BAO, and D/H Data,” *Mon. Not. Roy. Astron. Soc.* **480**, no. 3, 3879 (2018)
- [5] J. W. Henning *et al.* [SPT Collaboration], “Measurements of the Temperature and E-Mode Polarization of the CMB from 500 Square Degrees of SPTpol Data,” *Astrophys. J.* **852**, no. 2, 97 (2018)
- [6] V. Bonvin *et al.*, “H0LiCOW - V. New COSMOGRAIL time delays of HE 0435-1223: H_0 to 3.8 per cent precision from strong lensing in a flat Λ CDM model,” *Mon. Not. Roy. Astron. Soc.* **465**, no. 4, 4914 (2017)
- [7] S. Capozziello, “Curvature quintessence,” *Int. J. Mod. Phys. D* **11**, 483 (2002)
- [8] W. Hu and I. Sawicki, “Models of $f(R)$ Cosmic Acceleration that Evade Solar-System Tests,” *Phys. Rev. D* **76** (2007) 064004
- [9] A. A. Starobinsky, “Disappearing cosmological constant in $f(R)$ gravity,” *JETP Lett.* **86** (2007) 157
- [10] S. Capozziello and M. De Laurentis, “Extended Theories of Gravity,” *Phys. Rept.* **509**, 167 (2011)
- [11] S. Nojiri, S. D. Odintsov and V. K. Oikonomou, “Modified Gravity Theories on a Nutshell: Inflation, Bounce and Late-time Evolution,” *Phys. Rept.* **692**, 1 (2017)
- [12] V. Sahni and A. A. Starobinsky, “The Case for a positive cosmological Lambda term,” *Int. J. Mod. Phys. D* **9**, 373 (2000)
- [13] V. Sahni, A. Shafieloo and A. A. Starobinsky, “Model independent evidence for dark energy evolution from Baryon Acoustic Oscillations,” *Astrophys. J.* **793**, no. 2, L40 (2014)
- [14] G. A. Baker Jr. and P. Graves-Morris, “Padé Approximants,” (Cambridge University Press, 1996).
- [15] A. Aviles, A. Bravetti, S. Capozziello and O. Luongo, “Precision cosmology with Padé rational approximations: Theoretical predictions versus observational limits,” *Phys. Rev. D* **90**, no. 4, 043531 (2014)
- [16] S. Capozziello, Ruchika and A. A. Sen, “Model independent constraints on dark energy evolution from low-redshift observations,” *Mon. Not. Roy. Astron. Soc.* **484**, 4484 (2019)
- [17] E. E. O. Ishida, and R. S. de Souza, “Hubble parameter reconstruction from a principal component analysis: minimizing the bias,” *Astronomy & Astrophysics*, **527**, A49 (2011)
- [18] N. Porqueres *et al.*, “Cosmic expansion history from SNe Ia data via information field theory – the charm code,” *Astronomy & Astrophysics* **599**, A92 (2017)
- [19] R. Amanullah *et al.*, “Spectra and Light Curves of Six Type Ia Supernovae at $0.511 < z < 1.12$ and the Union2 Compilation,” *Astrophys. J.* **716**, 712 (2010)

- [20] N. Suzuki *et al.* [Supernova Cosmology Project Collaboration], “The Hubble Space Telescope Cluster Supernova Survey: V. Improving the Dark Energy Constraints Above $z > 1$ and Building an Early-Type-Hosted Supernova Sample,” *Astrophys. J.* **746**, 85 (2012)
- [21] S. Capozziello, R. D’Agostino and O. Luongo, “Extended Gravity Cosmography,” *Int. J. Mod. Phys. D* **28**, no. 10, 1930016 (2019)
- [22] C. Gruber and O. Luongo, “Cosmographic analysis of the equation of state of the universe through Padé approximations,” *Phys. Rev. D* **89**, no. 10, 103506 (2014)
- [23] H. Wei, X. P. Yan and Y. N. Zhou, “Cosmological Applications of Padé Approximant,” *JCAP* **1401**, 045 (2014)
- [24] M. Rezaei, M. Malekjani, S. Basilakos, A. Mehrabi and D. F. Mota, “Constraints to Dark Energy Using PADE Parameterizations,” *Astrophys. J.* **843**, no. 1, 65 (2017)
- [25] K. Dutta, Ruchika, A. Roy, A. A. Sen and M. M. Sheikh-Jabbari, “Beyond Λ CDM with Low and High Redshift Data: Implications for Dark Energy,” arXiv:1808.06623 [astro-ph.CO].
- [26] A. Mehrabi and S. Basilakos, “Dark energy reconstruction based on the Padé approximation; an expansion around the Λ CDM,” *Eur. Phys. J. C* **78**, no. 11, 889 (2018)
- [27] S. Capozziello, R. D’Agostino and O. Luongo, “Rational approximations of $f(R)$ cosmography through Padé polynomials,” *JCAP* **1805**, no. 05, 008 (2018)
- [28] C. Escamilla-Rivera and S. Capozziello, “Unveiling cosmography from the dark energy equation of state,” *Int. J. Mod. Phys. D* **28** (2019), 1950154
- [29] C. Escamilla-Rivera, M. A. C. Quintero and S. Capozziello, “A deep learning approach to cosmological dark energy models,” arXiv:1910.02788 [astro-ph.CO] (2019).
- [30] A. Lewis, A. Challinor and A. Lasenby, “Efficient computation of CMB anisotropies in closed FRW models,” *Astrophys. J.* **538**, 473 (2000)
- [31] A. Lewis and S. Bridle, “Cosmological parameters from CMB and other data: A Monte Carlo approach”, *Phys. Rev. D* **66**, 103511 (2002);
- [32] R. Adam *et al.* [Planck Collaboration], “Planck 2015 results. I. Overview of products and scientific results,” *Astron. Astrophys.* **594**, A1 (2016)
- [33] N. Aghanim *et al.* [Planck Collaboration], “Planck 2015 results. XI. CMB power spectra, likelihoods, and robustness of parameters,” *Astron. Astrophys.* **594**, A11 (2016)
- [34] F. Beutler *et al.*, “The 6dF Galaxy Survey: Baryon Acoustic Oscillations and the Local Hubble Constant,” *Mon. Not. Roy. Astron. Soc.* **416**, 3017 (2011)
- [35] A. J. Ross, L. Samushia, C. Howlett, W. J. Percival, A. Burden and M. Manera, “The clustering of the SDSS DR7 main Galaxy sample - I. A 4 per cent distance measure at $z = 0.15$,” *Mon. Not. Roy. Astron. Soc.* **449**, no. 1, 835 (2015)
- [36] S. Alam *et al.* [BOSS Collaboration], “The clustering of galaxies in the completed SDSS-III Baryon Oscillation Spectroscopic Survey: cosmological analysis of the DR12 galaxy sample,” *Mon. Not. Roy. Astron. Soc.* **470**, no. 3, 2617 (2017)
- [37] D. M. Scolnic *et al.*, “The Complete Light-curve Sample of Spectroscopically Confirmed SNe Ia from Pan-STARRS1 and Cosmological Constraints from the Combined Pantheon Sample,” *Astrophys. J.* **859**, no. 2, 101 (2018)

- [38] N. Aghanim *et al.* [Planck Collaboration], “Planck 2018 results. V. CMB power spectra and likelihoods,” arXiv:1907.12875 [astro-ph.CO].
- [39] M. A. Troxel *et al.* [DES Collaboration], “Dark Energy Survey Year 1 results: Cosmological constraints from cosmic shear,” Phys. Rev. D **98**, no. 4, 043528 (2018)
- [40] T. M. C. Abbott *et al.* [DES Collaboration], “Dark Energy Survey year 1 results: Cosmological constraints from galaxy clustering and weak lensing,” Phys. Rev. D **98**, no. 4, 043526 (2018)
- [41] E. Krause *et al.* [DES Collaboration], “Dark Energy Survey Year 1 Results: Multi-Probe Methodology and Simulated Likelihood Analyses,” [arXiv:1706.09359 [astro-ph.CO]].
- [42] M. Gerbino, K. Freese, S. Vagnozzi, M. Lattanzi, O. Mena, E. Giusarma and S. Ho, “Impact of neutrino properties on the estimation of inflationary parameters from current and future observations,” Phys. Rev. D **95**, 043512 (2017)
- [43] M. Benetti, L. L. Graef and J. S. Alcaniz, “Do joint CMB and HST data support a scale invariant spectrum?,” JCAP **1704**, no. 04, 003 (2017)
- [44] M. Benetti, L. L. Graef and J. S. Alcaniz, “The H_0 and σ_8 tensions and the scale invariant spectrum,” JCAP **1807**, no. 07, 066 (2018)
- [45] P. A. R. Ade *et al.* [Planck Collaboration], “Planck 2015 results. XIV. Dark energy and modified gravity,” Astron. Astrophys. **594**, A14 (2016)
- [46] S. Capozziello, R. D’Agostino and O. Luongo, “Cosmographic analysis with Chebyshev polynomials,” Mon. Not. Roy. Astron. Soc. **476**, no. 3, 3924 (2018)
- [47] E. K. Li, M. Du and L. Xu, “General Cosmography Model with Spatial Curvature,” arXiv:1903.11433 [astro-ph.CO].
- [48] A. Aviles, C. Gruber, O. Luongo and H. Quevedo, “Cosmography and constraints on the equation of state of the Universe in various parametrizations,” Phys. Rev. D **86**, 123516 (2012)
- [49] A. A. Starobinsky, “A new type of isotropic cosmological models without singularity,” Phys. Lett. B **91**, 99–102 (1980).
- [50] J. D. Barrow and S. Cotsakis, “Inflation and the conformal structure of higher-order gravity theories,” Phys. Lett. B **214**, 515–518 (1988).
- [51] N. D. Birrell and P. C. W. Davies, “Quantum Fields in Curved Space,” Cambridge University Press, Cambridge, 1982
- [52] S. Capozziello, C. A. Mantica and L. G. Molinari, “Cosmological perfect-fluids in $f(R)$ gravity,” Int. J. Geom. Meth. Mod. Phys. **16** (2018) 1950008.
- [53] A. A. Starobinsky, “A New Type of Isotropic Cosmological Models Without Singularity,” Phys. Lett. B **91**, 99 (1980)
- [54] A. A. Starobinsky, “Disappearing cosmological constant in $f(R)$ gravity,” JETP Lett. **86**, 157 (2007)
- [55] M. Benetti, S. Capozziello and L. L. Graef, “Swampland conjecture in $f(R)$ gravity by the Noether Symmetry Approach,” arXiv:1905.05654 [gr-qc].
- [56] H. Motohashi, A. A. Starobinsky and J. Yokoyama, “Phantom boundary crossing and anomalous growth index of fluctuations in viable $f(R)$ models of cosmic acceleration,” Prog. Theor. Phys. **123**, 887 (2010)

- [57] M. E. Levi *et al.*, “The Dark Energy Spectroscopic Instrument (DESI),” arXiv:1907.10688 [astro-ph.IM].
- [58] S. W. Jha *et al.*, “Next Generation LSST Science,” arXiv:1907.08945 [astro-ph.IM].
- [59] D. J. Schlegel *et al.*, “Astro2020 APC White Paper: The MegaMapper: a $z > 2$ spectroscopic instrument for the study of Inflation and Dark Energy,” arXiv:1907.11171 [astro-ph.IM].
- [60] J. D. Bowman, A. E. E. Rogers, R. A. Monsalve, T. J. Mozdzen and N. Mahesh, “The Moon as a Laser-ranged Test Body for General Relativity and New Gravitational Physics,” *Nature* **555**, no. 7694, 67 (2018)
- [61] W. Yang, S. Pan, S. Vagnozzi, E. Di Valentino, D. F. Mota and S. Capozziello, “Dawn of the dark: unified dark sectors and the EDGES Cosmic Dawn 21-cm signal,” arXiv:1907.05344 [astro-ph.CO] (2019).
- [62] C. Zhang *et al.*, *Res. Astron. Astrophys.* **14** (2014) 1221.
- [63] R. Jimenez and A. Loeb, *Astrophys. J.* **573** (2002) 37.
- [64] J. Simon, L. Verde and R. Jimenez, *Phys. Rev. D* **71** (2005) 123001.
- [65] M. Moresco *et al.*, *J. Cosm. Astrop. Phys.* **8** (2012) 006.
- [66] C. H. Chuang, *Mon. Not. Roy. Astron. Soc.* **426** (2012) 006.
- [67] M. Moresco *et al.*, *J. Cosm. Astrop. Phys.* **05** (2016) 014.
- [68] D. Stern *et al.*, *J. Cosm. Astrop. Phys.* **1002** (2010) 008.
- [69] M. Moresco, *Mon. Not. Roy. Astron. Soc.* **450** (2015) L16.