

Trans-Planckian censorship and single-field inflaton potential

Kenji Kadota, Chang Sub Shin, Takahiro Terada, Gansukh Tumurtushaa

*Center for Theoretical Physics of the Universe,
Institute for Basic Science (IBS), Daejeon, 34126, Korea*

Abstract

It was recently proposed that a field theory cannot be consistent with quantum gravity if it allows a mode shorter than the Planck length to exit the Hubble horizon. This is called the Trans-Planckian Censorship Conjecture (TCC). We discuss the implications of the TCC on the possible shape of the inflaton potential in single-field slow-roll inflation. We point out that (1) there is an initial condition in which the total e-folding number N_{total} is doubled or more compared to the e-folds necessary for the cosmic microwave background fluctuations, and (2) a sizable negative running of spectral index is generically expected to make N_{total} small. In concrete setups, we find a stringent constraint on the inflationary energy scale, $V_{\text{inf}}^{1/4} < \mathcal{O}(10)$ TeV with $r < \mathcal{O}(10^{-50})$, and the running parameter is bounded above as $\alpha_s \lesssim -4 \times 10^{-3}$.

1 Introduction

Cosmic inflation solves the horizon, flatness, and monopole problems of the Big Bang cosmology by postulating a quasi-exponential (i.e. quasi-de Sitter (dS)) accelerated expansion period. The quantum fluctuations in the quasi-de Sitter spacetime are squeezed after exiting the horizon, and they become classic fluctuations. In this way, inflation also provides the seeds of large scale structure of the universe. The predictions of vanilla single-field slow-roll inflation such as adiabatic, Gaussian, almost scale invariant perturbations are so far consistent with the precise observations of the cosmic microwave background (CMB) [1]. We do not yet know, however, the detailed properties such as the inflationary energy scale and the canonical inflaton field range which is traversed during inflation.

Compared to the observational status of inflation, its theoretical ground remains less established. For example, it is known to be difficult to construct a dS spacetime in Superstring Theory. In particular, a conjecture to prohibit dS was recently proposed [2] and subsequently refined [3–8]. The conjecture is one of the Swampland conjectures [9, 10]: a field theory which cannot be consistently coupled to quantum theory of gravity is said to belong to the Swampland (rather than the Landscape of Superstring Theory). It was soon pointed out that the dS Swampland conjecture is in tension with the inflationary interpretation of the CMB data depending on the numerical factors in the conjecture [6, 11–16].

There is also a distance Swampland conjecture [10]. The statement is as follows: when the field moves longer than the Planck distance, there appear towers of light particles which would modify the effective field theory. Applied to the inflaton, this can forbid large-field models of inflation.

Recently, Bedroia and Vafa proposed the Trans-Planckian Censorship Conjecture (TCC) [17, 18]: If a theory has a mode which has initially a sub-Planckian wavelength and afterwards exits the Hubble horizon, the theory belongs to the Swampland. This is a change of viewpoint on the trans-Planckian problem of inflation [19–23], which itself has been known for a while. The TCC may seem to lack theoretical supports at first sight, but it has nontrivial relations, for instance, with other Swampland conjectures, energy conditions, and the scrambling time [17]. The TCC puts an upper bound on the e-folding number for a given inflationary energy, thus forbidding a complete dS, in a similar spirit with the dS conjecture (see also Refs. [4, 24–27]). Another consequence of the TCC is an upper bound on the inflationary energy scale $V^{1/4} < 6.9 \times 10^8$ GeV and the flatness of the potential $\epsilon < 1.3 \times 10^{-32}$ [18]. Since typical (polynomial) large-field models predict a much larger energy scale along with a large tensor-to-scalar ratio $r = 16\epsilon$, the TCC seems to imply a small-field inflation, which is consistent with the distance conjecture. See Refs. [28–35] for other discussions on the TCC.

In this paper, we discuss what kinds of small-field inflation potentials are consistent both with the TCC and the CMB data. We do not assume the de Sitter conjecture because it seems too strong a constraint in the field space except for the asymptotic region. Differently from the other Swampland conjectures, the TCC gives indirect constraints on the parameters in the Lagrangian through a direct constraint on the e-folding number for any physically possible initial conditions, so we will explore further consequences of the conjecture. After a brief review on the TCC in Sec 2, we discuss the viability of typical inflation models particularly focusing on a model whose potential has a limited flat region and monotonically increases in the region relevant for inflation. Two main conclusions drawn from Sec. 3 is that we expect a sizable negative running spectral index and that the maximally possible total e-folding number is typically twice or more compared with that required to explain the CMB fluctuations. A summary and discussions are given in Sec. 4. In Appendix A, we consider an initial condition not discussed in the main text. Appendix B generalizes the analyses in Sec. 3.3. The maximum e-folding number for thermal inflation and its relation to TCC are discussed in Appendix C.

2 Trans-Planckian Censorship Conjecture

Here, we review the TCC. Quantitatively, it is given by

$$N_{\text{total}} < \log \left(\frac{M_{\text{P}}}{H_f} \right), \quad (1)$$

where $N_{\text{total}} = \ln(a_f/a_i)$ is the total e-folding number in a given period, $H = \dot{a}/a$ is the Hubble variable, $M_{\text{P}} = 1$ is the reduced Planck mass, and the subscripts i and f denote the initial and final time. For applications to inflationary cosmology, we often regard N_{total} as the total e-folding number of inflation and H_f as the Hubble parameter during inflation, or more precisely that at the end of inflation H_{inf} .

The above inequality is an upper bound on N_{total} , but there is a lower bound on N_{total} which requires successful inflation. Namely, there is the condition that the mode whose length is the current horizon size must be within the Hubble horizon at some time during inflation:

$$N_{\text{total}} > N_{\text{hor}}, \quad (2)$$

with

$$H_0^{-1} = e^{N_{\text{hor}}} \left(\frac{90H_{\text{inf}}^2}{g_*(T_R)\pi^2 T_R^4} \right)^{\frac{1}{3(1+w)}} \left(\frac{g_{*,s}(T_R)}{g_{*,s}(T_0)} \right)^{\frac{1}{3}} \left(\frac{T_R}{T_0} \right) H_{\text{inf}}^{-1}, \quad (3)$$

where for simplicity we neglect the time dependence of H_{inf} ; $g_*(T)$ and $g_{*,s}(T)$ are the effective relativistic degrees of freedom for energy density and entropy density, respectively; w is the equation-of-state parameter during reheating, which we take as a constant, and T_R and T_0 are the reheating temperature and the current temperature.

The condition on V that there is some window for N_{total} opening between these inequalities is

$$\frac{V}{3H_0} \left(\frac{g_*(T_R)\pi^2 T_R^4}{30V} \right)^{\frac{1}{3+3w}} \left(\frac{g_{*,s}(T_0)}{g_{*,s}(T_R)} \right)^{\frac{1}{3}} \frac{T_0}{T_R} \leq 1. \quad (4)$$

In particular, for the matter-dominated era $w = 0$ before reheating (realized by coherent oscillation of inflaton),

$$V < (6.9 \times 10^8 \text{ GeV})^4 \left(\frac{T_R}{2.8 \times 10^8 \text{ GeV}} \right)^{-\frac{1}{2}} \left(\frac{g_*(T_R)}{106.75} \right)^{-\frac{1}{2}} \left(\frac{g_{*,s}(T_R)}{106.75} \right)^{\frac{1}{2}}, \quad (5)$$

where we have used $H_0 = 67.27 \text{ km/s/Mpc}$ [36] and $T_0 = 2.725 \text{ K}$ [37]. These bounds translate to the upper bound on the slow-roll parameter $\epsilon = (1/2)(V'/V)^2$,

$$\epsilon < 1.3 \times 10^{-32} \left(\frac{T_R}{2.8 \times 10^8 \text{ GeV}} \right)^{-\frac{1}{2}} \left(\frac{g_*(T_R)}{106.75} \right)^{-\frac{1}{2}} \left(\frac{g_{*,s}(T_R)}{106.75} \right)^{\frac{1}{2}}, \quad (6)$$

where this representative value corresponds to the upper bound on the tensor-to-scalar ratio $r = 16\epsilon < 2.1 \times 10^{-31}$. More general choices of w or multiple stages of inflation were studied in Refs. [31, 33, 34].

Later, we will introduce relations between N_{total} and N_{CMB} . The latter is defined as the e-folding number between the horizon exit of the CMB modes and the end of inflation. The CMB scale is defined as the pivot scale $k_* = 0.05 \text{ Mpc}^{-1}$ [1], so its relation to the horizon scale is given by

$$N_{\text{hor}} - N_{\text{CMB}} = \log \frac{k_*}{H_0} \approx 5.4. \quad (7)$$

3 TCC and the shape of inflaton potential

Let us discuss the possible shape of the inflaton potential. Because the TCC has to be satisfied for any initial conditions [17], an immediate consequence is that we cannot have a plateau-type potential. In particular, the small α limit of α -attractor models of inflation [38–46], which can easily realize a tiny tensor-to-scalar ratio $r \propto \alpha$, is forbidden unless the shift symmetry of inflaton is broken. This is because if the inflaton initial value is on top of the plateau with a negligible velocity, it easily exceeds the e-folding number allowed by TCC.

The remaining possibility for the small-field inflation with a tiny ϵ is either the hilltop-inflation type [47–49] or the inflection-point-inflation type [50–54]. In the case of hilltop inflation, the condition for eternal inflation was studied in Ref. [55] by assuming a simple constant plus monomial potential, $V = V_0(1 - (\phi/\mu)^p)$ with p even. It was shown that there always exists an initial condition for the eternal inflation to be induced around the top of the potential under the condition that μ is chosen to fit $n_s \simeq 0.96$. Of course, eternal inflation is inconsistent with the TCC. It is remarkable that almost all (if not all) the universality classes of inflation [56–59] are incompatible with the TCC.

Below, we consider inflaton potentials which have a limited flat region and an inflection point in two complementary approaches. In Sec. 3.1, we take a “model-independent” phenomenological description in which we expand the inflaton potential as Taylor series around the CMB scale. In this approach, it is clear that the total e-fold can be as twice as one necessary for the CMB as long as the expansion approach itself is meaningful. Also, a qualitative argument shows a need for a sizable cubic term, which corresponds to a sizable negative running spectral index. Some order one uncertainties are unavoidable in this approach, and we move to a more concrete approach in Secs. 3.2 and 3.3. We will see that analyses in such concrete setups support our two main claims: a sizable negative running spectral index and an $\mathcal{O}(100\%)$ tighter lower bound on the maximally possible e-folding number (as we vary the initial conditions).

3.1 Expansion around the CMB scale

Let us expand the inflaton potential around the CMB pivot scale, $\phi = \phi_{\text{CMB}} + \varphi$,

$$V = V_0 \left(1 + \sqrt{2\epsilon_0}\varphi + \frac{1}{2}\eta_0\varphi^2 + \frac{1}{3}\mu\varphi^3 + \dots \right), \quad (8)$$

where we shifted the coordinate origin so that $\varphi = 0$ corresponds to the CMB scale, $V_0 < 6.4 \times 10^{-39}$ and $\epsilon_0 < 1.3 \times 10^{-32}$ satisfy the TCC constraint, and $\eta_0 \simeq -0.02$ is the value of the

second slow-roll parameter $\eta = V''/V$ which fits the spectral index $n_s = 1 - 6\epsilon + 2\eta \simeq 1 + 2\eta$, whose observational value is $n_s = 0.9649 \pm 0.0042$ (68% confidence level (CL); Planck 2018 TT,TE,EE+lowE+lensing) [1]. Our convention is that inflation starts from a positive φ and it rolls down in the negative direction. Here, we do not aim to explain the values of the slow-roll parameters ϵ_0 and η_0 at the pivot scale. They appear in the coefficients just by construction in this phenomenological description. As mentioned above, the pure quadratic potential leads to eternal inflation, so the TCC necessitates the higher order terms.

First, let us simply assume that the higher order terms are negligible until the point where the linear and quadratic terms become comparable. (We will shortly see that we have to loosen this assumption.) When we compare two terms, we compare their contributions to the slope (first derivative) of the potential,

$$V' = V_0 (\sqrt{2\epsilon_0} + \eta_0\varphi + \mu\varphi^2 + \dots), \quad (9)$$

since the slow-roll parameter $\epsilon(\varphi)$ is the relevant quantity. In this case, the field range where the linear approximation is valid in this description is

$$\Delta\varphi \simeq 2 \times \frac{\sqrt{2\epsilon_0}}{|\eta_0|} \simeq 100\sqrt{2\epsilon_0} < 2 \times 10^{-14}, \quad (10)$$

where 2 has been multiplied to take into account both $\varphi > 0$ and $\varphi < 0$ regions. This factor 2 is trivial in this example, but we emphasize that it is expected model-independently as long as the expansion around the CMB point makes sense. In this range, the slope is dominated by the linear term. The possible e-folding number during slow-roll in this whole range is estimated as

$$\frac{\Delta\varphi}{\partial\varphi/\partial N} \simeq \frac{2}{|\eta_0|} \simeq 100, \quad (11)$$

where we have used $\partial\varphi/\partial N = V'/V = \sqrt{2\epsilon_0}$. This is typically larger than the TCC bound and marginally larger than that even if we take the minimally allowed inflation energy consistent with Big-Bang nucleosynthesis.

Of course, it is a nontrivial question how to realize such a maximum possible slow-roll, which is essentially the initial condition problem of small-field inflation models. This is a separate issue distinguished from the TCC. However unnatural the initial condition is, it needs to be consistent with the TCC condition. Therefore, finding one possible e-folding number in a model gives rise to a lower bound on the maximum possible total e-folding number $N_{\text{total}}^{\text{max}} = \max_{\text{initial conditions}} N_{\text{total}}$ (while the total number is upper bounded by the TCC).

To fix the above problem, we need to have a somewhat larger cubic term with a positive μ . This makes the slopes in both $\varphi > 0$ and $\varphi < 0$ regions steeper. If the sign is opposite, there is still a hilltop in the $\varphi > 0$ region, and also the $\varphi < 0$ region is flatter, increasing the e-folding number. On the other hand, if the cubic term is suppressed by some reasons and the quartic term dominates over the cubic term, it is not efficient to make it consistent with the TCC. For example, $V_0\lambda\varphi^4$ in the potential with $\lambda > 0$ makes the slope flatter in the $\varphi < 0$ region, and $\lambda < 0$ does not eliminate the hilltop in the $\varphi > 0$ region.

Just before the φ reaches the point where the linear and cubic term contributions are comparable, the order of magnitude of ϵ is still same order as that at the CMB scale. Therefore, we assume that all higher order terms conspire to add up and end inflation quickly after they become comparable. This corresponds to a conservative estimate on the amount of e-folding. In this regime, our expansion approach completely breaks down. Still, working with the linear term before going into such a dangerous regime is still a self-consistent working assumption [18].

To satisfy $\frac{\Delta\varphi}{\partial\varphi/\partial N} = N_{\text{total}}$ for a given e-folding number N_{total} , we take

$$\mu \simeq \frac{4}{\sqrt{2\epsilon_0}N_{\text{total}}^2}. \quad (12)$$

Here, the notation N_{total} implies that we assume that inflation ends soon after the cubic term (and other higher order terms) become relevant and the linear approximation breaks down, as discussed in the previous paragraph. In this case, the total e-folding number is nothing but twice as the e-folding experienced during inflation in $\varphi < 0$ region,

$$N_{\text{total}} \simeq 2N_{\text{CMB}}. \quad (13)$$

Note that the cubic term is related not only to N_{total} but also to the running spectral index. The third slow-roll parameter $\xi^2 = V'V'''/V^2$ is evaluated as $\xi^2 = 2\sqrt{2\epsilon_0}\mu$. The running of the spectral index $\alpha_s = 16\epsilon\eta - 24\epsilon^2 - 2\xi^2$ is negative,

$$\alpha_s \simeq -4\sqrt{2\epsilon_0}\mu \simeq -\frac{16}{N_{\text{total}}^2}. \quad (14)$$

The Planck 2018 TT,TE,EE+lowE+lensing constraint is $\alpha_s = -0.0045 \pm 0.0067$ at 68% CL [1]. This gives an approximate constraint on N_{total} as follows,

$$N_{\text{total}} \gtrsim 38. \quad (15)$$

The future prospect of the precision of α_s measurement is 3×10^{-4} [60]. If the central value is unchanged, the constraint becomes $N_{\text{total}} > 58$. In this case, the upper bounds on the inflation scale and the tensor-to-scalar ratio become $V_{\text{inf}}^{1/4} < \mathcal{O}(10^6)$ GeV and $r < \mathcal{O}(10^{-42})$, respectively.

Note that the above discussion neglects order one coefficients for the estimation of μ , whose uncertainty exponentially propagates to the upper bound on V and r . Nevertheless, this analysis implies that, for a given inflation model, one has to be careful about the constraint from the running of the spectral index.

In fact, we will see that stronger bounds on α_s are obtained, and longer total e-folding numbers ($N_{\text{total}} > 2N_{\text{CMB}}$) are obtained, in the following subsections. The main reason of such a difference is due to the fact that we assumed in this subsection that inflation ends when higher order terms become comparable to the linear term, but the slow-roll conditions can be maintained for a while after this point in the inflation models studied below. In this sense, the estimates in this subsection can be regarded as conservative.

3.2 Concrete model analysis 1: Renormalizable quartic potential

To discuss the implications of the TCC more concretely, let us consider an example model. We begin with the renormalizable (quartic) potential

$$V = \frac{1}{2}m^2\phi^2 - \frac{1}{3}\mu\phi^3 + \frac{1}{4}\lambda\phi^4. \quad (16)$$

We required that the cosmological constant vanishes at the vacuum $\phi = 0$, i.e. $V(\phi = 0) = 0$. We exchange the parameters (m^2, μ, λ) to a different set $(\phi_0, \Delta, \lambda)$: $m^2 \equiv \lambda(\phi_0^2 + \Delta^2)$ and $\mu \equiv 2\lambda\phi_0$, which will be useful below. We take $\phi_0 > 0$ as a convention. This parametrization is designed so that the first derivative of the potential has the form

$$V' = \lambda\phi((\phi - \phi_0)^2 + \Delta^2). \quad (17)$$

That is, the slope vanishes at $\phi = 0$ and $\phi = \phi_0$ in the limit $\Delta = 0$. The point $\phi = \phi_0$ is also an inflection point in the limit $\Delta = 0$. The model in this limit is known as the renormalizable inflection point inflation model [61–63]. The small parameter Δ is introduced to tune the shape of the potential. Note that an eternal (or at least very long) inflation can occur at $\phi = \phi_0$ in the absence of Δ , so we definitely need a nonzero Δ .

For our analyses, it is convenient to redefine the origin of the field, $\phi = \varphi + \phi_0$, and make

the field φ and the mass dimensional parameter Δ dimensionless:

$$\varphi = \tilde{\phi}\phi_0, \quad \Delta = \tilde{\Delta}\phi_0. \quad (18)$$

Variables with a tilde are dimensionless. The potential now reads

$$V = \frac{\lambda\phi_0^4}{12} (1 + \tilde{\phi})^2 (1 - 2\tilde{\phi} + 3\tilde{\phi}^2 + 6\tilde{\Delta}^2). \quad (19)$$

By construction, inflation occurs at a region close to $\tilde{\phi} = 0$ ($\phi = \phi_0$), and $\tilde{\Delta}$ is also introduced as a tiny parameter. Therefore, we self-consistently assume $|\tilde{\phi}| \ll 1$ during inflation and $\tilde{\Delta} \ll 1$.

First, let us discuss the e-folding number. Using the slow-roll formula,

$$\frac{1}{\sqrt{2\epsilon}} = \frac{\phi_0(1 + \tilde{\phi})(1 - 2\tilde{\phi} + 3\tilde{\phi}^2 + 6\tilde{\Delta}^2)}{12(\tilde{\phi}^2 + \tilde{\Delta}^2)}. \quad (20)$$

Note that the dominant contribution to the e-folding number comes from the region where $\tilde{\phi}$ is at most comparable to $\tilde{\Delta}$ so that the denominator gets suppressed. As anticipated above, for such a region, it is a good approximation to take $|\tilde{\phi}| \ll 1$, which gives $1/\sqrt{2\epsilon} \simeq \phi_0/12(\tilde{\phi}^2 + \tilde{\Delta}^2)$. Using this, the e-folding number is obtained as

$$N = \left[\frac{\phi_0^2 \arctan(\tilde{\phi}/\tilde{\Delta})}{12\tilde{\Delta}} \right]_{\tilde{\phi}=\tilde{\phi}_{\text{end}}}^{\tilde{\phi}=\tilde{\phi}_{\text{begin}}}. \quad (21)$$

Note that $\arctan(x)$ grows linearly as x from $\arctan(0) = 0$, quickly reaches a half of maximum value at $x = 1$ as $\arctan(1) = \pi/4$, and then saturates soon, e.g. $\frac{\arctan(10)}{\lim_{x \rightarrow \infty} \arctan(x)} = 93\%$, and finally asymptote to the final value $\lim_{x \rightarrow \infty} \arctan(x) = \pi/2$. This means that the substantial e-folding number comes only from the region around $\tilde{\phi} \lesssim \mathcal{O}(\tilde{\Delta})$. The asymptotic value of the total available e-folding number in the slow-roll region is

$$N_{\text{total}} = \frac{\pi\phi_0^2}{12\tilde{\Delta}}, \quad (22)$$

where we have considered both $\tilde{\phi} < 0$ and $\tilde{\phi} > 0$ regions. Inverting this, one obtains $\tilde{\Delta} = \pi\phi_0^2/12N_{\text{total}}$.

Next, we consider the second slow-roll parameter η to explain the spectral index n_s . At

the CMB scale, η can be approximated as

$$\eta = \frac{12(2\tilde{\phi} + 3\tilde{\phi}^2 + \tilde{\Delta}^2)}{\phi_0^2(1 + \tilde{\phi})^2(1 - 2\tilde{\phi} + 3\tilde{\phi}^2 + 6\tilde{\Delta}^2)} \simeq \frac{24\tilde{\phi}}{\phi_0^2}, \quad (23)$$

where we assumed $1 \gg |\tilde{\phi}| \gg \tilde{\Delta}^2$ at the CMB scale. Numerically, this assumption is well satisfied in the parameter region of our interests. For a given input value of η , one obtains the field value at the CMB scale as $\tilde{\phi} = \eta\phi_0^2/24$.

The first slow-roll parameter at the CMB scale can be fit by ϕ_0 by solving

$$\epsilon \simeq \frac{\phi_0^6(\eta^2 N_{\text{total}}^2 + 4\pi^2)^2}{4608 N_{\text{total}}^4}, \quad (24)$$

where we have used $\tilde{\Delta} = \pi\phi_0^2/12N_{\text{total}}$ and $\tilde{\phi} = \eta\phi_0^2/24$.

Finally, the relation between N_{CMB} and N_{total} can be found by solving

$$\begin{aligned} N_{\text{CMB}} &= \frac{N_{\text{total}}}{2} - \frac{\phi_0^2}{12\tilde{\Delta}} \arctan\left(\frac{|\tilde{\phi}|}{\tilde{\Delta}}\right) \\ &= \frac{N_{\text{total}}}{2} \left(1 - \frac{2}{\pi} \arctan\left(\frac{|\eta|N_{\text{total}}}{2\pi}\right)\right). \end{aligned} \quad (25)$$

We also calculate the running spectral index α_s . Using the same approximation as above valid at the CMB scale, we have the third slow-roll parameter

$$\xi^2 = \frac{288(1 + 3\tilde{\phi})(\tilde{\phi}^2 + \tilde{\Delta}^2)}{\phi_0^4(1 + \tilde{\phi})^3(1 - 2\tilde{\phi} + 3\tilde{\phi}^2 + 6\tilde{\Delta}^2)} \simeq \frac{\eta^2}{2} + \frac{2\pi^2}{N_{\text{total}}^2}, \quad (26)$$

where the term proportional to η^2 is numerically subdominant, and this gives

$$\alpha_s \simeq -\frac{4\pi^2}{N_{\text{total}}^2}. \quad (27)$$

For the consistency check of $|\tilde{\phi}| \gg \tilde{\Delta}^2$, we take the ratio

$$\frac{|\tilde{\phi}|}{\tilde{\Delta}^2} = \frac{6|\eta|N_{\text{total}}^2}{\pi^2\phi_0^2}, \quad (28)$$

where η is evaluated at the CMB scale. This is large because the model is a small-field model $\phi_0 \ll 1$, so the above assumption is self-consistent.

For a given inflationary energy scale V_{inf} , N_{CMB} is determined from the requirement

to solve the horizon problem under an assumption of reheating history. Using N_{CMB} and the n_s data, we can deduce the total available e-folding number in the slow-roll region N_{total} from eq. (25). This gives a lower bound on the maximum total e-folding number $N_{\text{total}}^{\text{max}} = \max_{\text{initial conditions}} N_{\text{total}}$. Such a constraint is shown in Fig. 1. For degrees of freedom, we assume that of the Standard Model and used the tabulated data given by Ref. [64].

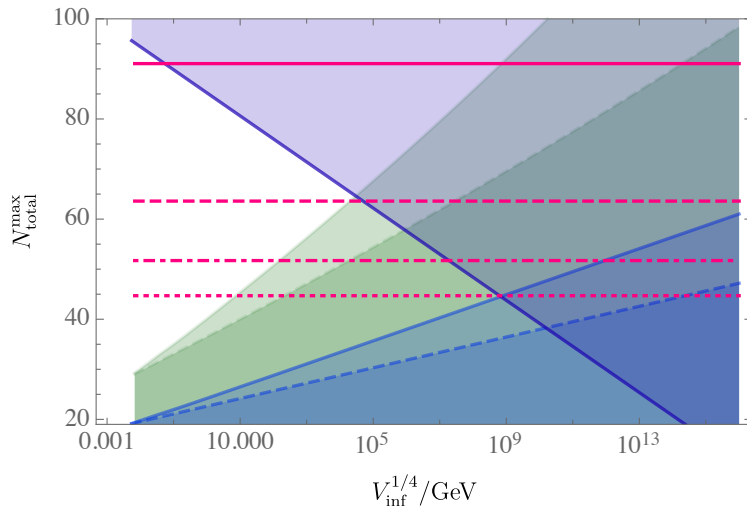


Figure 1: Constraints on the maximum total e-folding number $N_{\text{total}}^{\text{max}}$ as a function of the the inflationary energy scale $V_{\text{inf}}^{1/4}$. The purple shaded region is excluded from the TCC constraint, (1). The blue shaded region is excluded by the horizon problem, (2), (Solid: the highest possible $T_{\text{R}} = (30V_{\text{inf}}/\pi^2g_*(T_{\text{R}}))^{1/4}$; Dashed: the lowest possible $T_{\text{R}} = 4 \text{ MeV}$). The green region is excluded by the additional e-folding number (e-folds before the CMB scale mode exits the horizon) discussed in this paper under the condition that n_s is consistent with the Planck data [see eq. (25)] (Solid: the highest possible $T_{\text{R}} = (30V_{\text{inf}}/\pi^2g_*(T_{\text{R}}))^{1/4}$; Dashed: the lowest possible $T_{\text{R}} = 4 \text{ MeV}$). The intersection of the purple line and the green line gives eq. (30). The solid, dashed, dot-dashed, and dotted magenta lines are lower bounds on $N_{\text{total}}^{\text{max}}$ when the lower bound on α_s is given as -0.005 , -0.010 , -0.015 , and -0.020 , respectively [see eq. (27)].

In the figure, we also draw the potential lower bound on $N_{\text{total}}^{\text{max}}$ assuming that the lower bounds on α_s are obtained as -0.005 , -0.010 , -0.015 , and -0.020 , corresponding to the solid, dashed, dot-dashed, and dotted magenta lines, respectively. The lines are horizontal since α_s and N_{total} are in one-to-one correspondence as in eq. (27). The relation is insensitive on the inflation energy scale or N_{CMB} because the running is essentially contributed by the cubic term around the inflection point, i.e. the dependence on $\tilde{\phi} = \tilde{\phi}(N_{\text{CMB}})$ shows up in subdominant terms. If we take $\alpha_s \gtrsim -0.004$, there is no allowed region. Thus, the TCC

puts an upper bound on the value of the running spectral index in this model,

$$\alpha_s \lesssim -4.0 \times 10^{-3}. \quad (29)$$

Because of the possible additional e-folding number (the additional e-folds here refers to the number of e-folds before the CMB scale mode exists the horizon), the upper bounds on the inflation energy and the tensor-to-scalar ratio become tighter

$$V_{\text{inf}}^{1/4} < 3.0 \times 10^4 \text{ GeV}, \quad r < 7.2 \times 10^{-49}, \quad (30)$$

where the instantaneous reheating is assumed. If we consider a matter-dominated era ending with the reheating temperature $T_{\text{R}} = 4 \text{ MeV}$ [65, 66], the constraints become $V_{\text{inf}}^{1/4} < 8.7 \times 10^5 \text{ GeV}$ and $r < 5.1 \times 10^{-43}$.

3.3 Concrete model analysis 2: α -attractor with broken shift symmetry

To reproduce the tiny ϵ , the α -attractor [38–46] may be a good starting point. Of course, it is a plateau type model, so the shift symmetry of the inflaton must be broken, such that the plateau has only a finite field range not to conflict with the TCC. For this type of model, the asymptotic ($\phi \gg \sqrt{3\alpha/2}$) behavior of the potential is generically

$$V = V_0 \sum_{n \geq 0} \left(c_n e^{-n\sqrt{\frac{2}{3\alpha}}\phi} + d_n \varepsilon_{\text{br}}^n e^{n\sqrt{\frac{2}{3\alpha}}\phi} \right), \quad (31)$$

where $\alpha > 0$ is a parameter, c_m and d_n are dimensionless coefficients of order unity, and $\varepsilon_{\text{br}} \ll 1$ is a symmetry breaking parameter, whose smallness is technically natural [67]. Without the breaking terms ($\varepsilon_{\text{br}} = 0$), the prediction of the α -attractor is given by

$$r = \frac{12\alpha}{N^2}, \quad n_s - 1 = -\frac{2}{N}, \quad \alpha_s = -\frac{2}{N^2}. \quad (32)$$

One can see that r becomes arbitrarily small in the limit $\alpha \rightarrow 0$. Also, in the limit $\varepsilon_{\text{br}} = 0$, eq. (31) can be viewed as an expansion around $\phi \rightarrow \infty$ where the shift symmetry becomes better and better. Quantum consistency of such a potential is shown in Ref. [68]. This expansion can also be interpreted as a power series expansion of the potential in the defining frame (before field redefinition) of α -attractor models. On top of such a potential, we added technically natural breaking terms, which is a power series with respect to ε_{br} .

Let us consider the potential

$$V = V_0 \left(1 - (1 + \varepsilon_{\text{br}})e^{-\sqrt{\frac{2}{3\alpha}}\phi} + \varepsilon_{\text{br}}e^{\sqrt{\frac{2}{3\alpha}}\phi} \right)^2, \quad (33)$$

where $\varepsilon_{\text{br}}(> 0)$ in the second term is just to ensure $V(\phi = 0) = 0$ is the minimum. The last term is responsible for the exponential rising of the potential which breaks the plateau. This kind of rising of the potential (and the power suppression of the curvature perturbations at low multipoles) has been discussed in the literature in various contexts; see e.g. Refs. [69–72]. The above form of the potential sets the global property of the potential, e.g. there are no local minima. For our purposes to analyze inflationary quantities, we can safely neglect the higher order terms. Thus, we work with

$$V = V_0 (1 - 2e^{-\lambda\phi} + 2\varepsilon_{\text{br}}e^{\lambda\phi}), \quad (34)$$

which keeps the leading terms in the expansion in eq. (31) and matches eq. (33). We also introduced a new parameter $\lambda \equiv \sqrt{2/3\alpha} (\gg 1)$ for a shorthand notation.

The slow-roll parameters are

$$\epsilon = 2\lambda^2 (e^{-\lambda\phi} + \varepsilon_{\text{br}}e^{\lambda\phi})^2, \quad (35)$$

$$\eta = 2\lambda^2 (-e^{-\lambda\phi} + \varepsilon_{\text{br}}e^{\lambda\phi}), \quad (36)$$

$$\xi^2 = 4\lambda^4 (e^{-\lambda\phi} + \varepsilon_{\text{br}}e^{\lambda\phi})^2. \quad (37)$$

where we neglected terms higher order in $e^{-\lambda\phi}$ and in $\varepsilon_{\text{br}}e^{\lambda\phi}$. The e-folding number in the slow-roll regime is

$$N = \left[\frac{\arctan[\sqrt{\varepsilon_{\text{br}}}e^{\lambda\phi}]}{2\sqrt{\varepsilon_{\text{br}}}\lambda^2} \right]_{\phi=\phi_{\text{end}}}^{\phi=\phi}, \quad (38)$$

where ϕ_{end} is determined by $\eta = -1$, where slow-roll formulas become invalid. In our setup, ϵ is still much smaller than unity when this happens, but the e-folds between the end of slow-roll and the end of inflation (the inflation could persist without satisfying the slow-roll conditions) is small because of the rapidly increasing inflaton velocity. The above e-folding expression reduces to $e^{\lambda\phi}/(2\lambda^2)$ in the limit of $\varepsilon_{\text{br}} \rightarrow 0$.

To discuss the maximum total e-folding number, imagine that the upper end value of ϕ in eq. (38) is increased. When ϕ becomes sufficiently large that the correction term becomes relevant, it becomes hard to earn an additional e-folding number. As ϕ goes further, the validity of slow-roll ends at some point $\phi = \phi_{\text{begin}}$ where $\eta = 1$. We can extend the slow-roll

analysis up to this point, so we consider the total e-folding number N_{total} from this point to the point where (slow-roll) inflation ends. One may consider different initial conditions such that ϕ moves from much further point in the field space where slow-roll is not possible but inflation is still possible (for example $\epsilon \ll 1$ and $\eta \gg 1$), but the inflaton will gain a large velocity in this region, and it will quickly pass the flat region which can support slow-roll dynamics. (We consider another initial condition in Appendix A in which inflaton first rolls up the potential and then rolls down, but the e-folding number during the rolling-up phase turns out to be small. The analyses in this Appendix also implies that the e-folds available from such a fast motion is limited.) Therefore, we do not consider such initial conditions. We consider an initial condition in which ϕ begins to slow-roll the potential from $\phi = \phi_{\text{begin}}$, passes through the CMB point ϕ_{CMB} , and reaches ϕ_{end} . As already mentioned in Sec. 3.1, how to realize such an initial condition (the initial condition problem of small-field inflation in general) is a separate issue. We utilize the fact that N_{total} in any initial condition, however unnatural it is, gives a lower bound on $N_{\text{total}}^{\text{max}} = \max_{\text{initial conditions}} N_{\text{total}}$.

It is useful to define a combination

$$c \equiv 4\epsilon_{\text{br}}\lambda^4 N_{\text{CMB}}^2, \quad (39)$$

which characterizes the size of the correction at the CMB scale. Using this, the total e-folding number can be expressed as

$$N_{\text{total}} = \frac{N_{\text{CMB}}}{\sqrt{c}} \left(\arctan \left[\frac{N_{\text{CMB}}}{\sqrt{c}} \right] - \arctan \left[\frac{\sqrt{c}}{N_{\text{CMB}}} \right] \right). \quad (40)$$

The second term is approximately unity because of $\arctan x = x + \mathcal{O}(x^3)$. Thus, the total e-folding number can be written in terms of N_{CMB} and c . Now, a key fact is that if we assume too large a value of c to shorten the total e-folding number, it strongly affects the CMB observables such as n_s and α_s because it modifies the shape of the potential significantly at the CMB scale.

To obtain the dependence of inflationary observables on c , we need to invert the relation (38) between N and ϕ . In our analysis, we do this recursively by the perturbation method with respect to c , and we retain up to the second order c^2 . The results are

$$\lambda^2 e^{-\lambda\phi_{\text{CMB}}} = \frac{1}{2N_{\text{CMB}}} \left(1 - \frac{c}{3} - \frac{c^2}{45} + \mathcal{O}(c^3) \right), \quad (41)$$

$$\lambda^2 \epsilon_{\text{br}} e^{\lambda\phi_{\text{CMB}}} = \frac{1}{2N_{\text{CMB}}} \left(c + \frac{c^2}{3} + \mathcal{O}(c^3) \right). \quad (42)$$

Using these pieces, we can calculate inflationary observables.

$$r = \frac{12\alpha}{N_{\text{CMB}}^2} \left(1 + \frac{4c}{3} + \frac{16c^2}{15} + \mathcal{O}(c^3) \right), \quad (43)$$

$$n_s - 1 = -\frac{2}{N_{\text{CMB}}} \left(1 - \frac{4c}{3} - \frac{16c^2}{45} + \mathcal{O}(c^3) \right), \quad (44)$$

$$\alpha_s = -\frac{2}{N_{\text{CMB}}^2} \left(1 + \frac{4c}{3} + \frac{16c^2}{15} + \mathcal{O}(c^3) \right). \quad (45)$$

For a given inflationary energy scale V_{inf} , N_{CMB} is fixed under the assumed reheating history. We assume the instantaneous reheating as discussed in Sec. 4. From the upper bound on $n_s = 0.9649 \pm 0.0042$ [1], we obtain an upper bound on the correction parameter c . This gives a lower bound on $N_{\text{total}}^{\text{max}}$. This strengthens the upper bounds on the inflationary energy scale and on the tensor-to-scalar ratio.

$$V_{\text{inf}}^{1/4} < 7.0 \times 10^3 \text{ GeV}, \quad r < 2.2 \times 10^{-51}. \quad (46)$$

The allowed range of the total e-folding number is shown in Fig. 2. We also see that the running spectral index is upper bounded as

$$\alpha_s \lesssim -4 \times 10^{-3}, \quad (47)$$

to be consistent with the TCC. If we obtain a lower bound like $\alpha_s \gtrsim -4 \times 10^{-3}$ from observations, the almost all parameter space for $N_{\text{total}}^{\text{max}}$ is excluded.

It is interesting to note that the c dependence of n_s and α_s are opposite. For the low energy scale inflation with a small N_{CMB} (the left side of the figure), we need a sizable amount of the correction c to fit n_s . This means that the rising effect of the potential shape is sizable, so the bound on N_{total} from n_s (green shade) is weak. On the other hand, the absolute value of α_s becomes too large unless we take a small c . The small c corresponds to a wide range of the plateau, which lets N_{total} become large. This is the reason why the magenta lines sharply rise at the left side of Fig. 2. For higher energy scale with a larger N_{CMB} (the right side of the figure), n_s can be explained without the correction c , so the allowed range of c is small corresponding to a large N_{total} (The height of the green shade becoming larger). Meanwhile, the constraint on c from α_s becomes weaker, so the gain $N_{\text{total}} - N_{\text{CMB}}$ becomes smaller for magenta lines.

It is also worth noting in which part of the figure the perturbative treatment with respect to c is better. As discussed in the previous paragraph, c is smaller in the high energy side

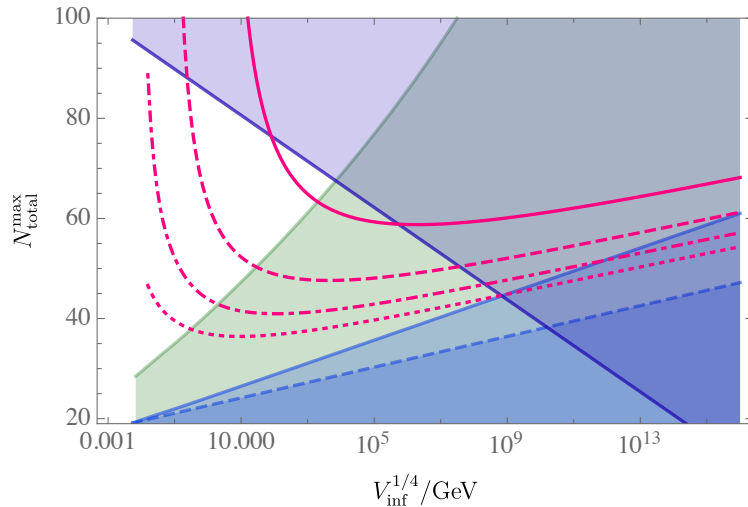


Figure 2: Constraints on the maximum total e-folding number $N_{\text{total}}^{\text{max}}$ as a function of the inflationary energy scale $V_{\text{inf}}^{1/4}$. The purple shaded region is excluded from the TCC constraint, (1). The blue shaded region is excluded by the horizon problem, (2), (Solid: the highest possible $T_{\text{R}} = (30V_{\text{inf}}/\pi^2 g_*(T_{\text{R}}))^{1/4}$; Dashed: the lowest possible $T_{\text{R}} = 4 \text{ MeV}$). The green region is excluded by the additional e-folding number discussed in this paper (under the condition that n_{s} is consistent with the Planck data) [see eqs. (40) and (44)]. The intersection of the purple line and the green line gives eq. (46). The solid, dashed, dot-dashed, and dotted magenta lines are the lower bounds on $N_{\text{total}}^{\text{max}}$ when the lower bound on α_{s} is given as -0.005, -0.0075, -0.010, and -0.0125, respectively [see eqs. (40) and (45)]. The instantaneous reheating is assumed for the green line and magenta lines.

on the green line, but it is so in the low energy side on the magenta lines. Therefore, the convergence of the perturbative series in c is better in the high energy inflation side for n_{s} (green line), while it is better in the low energy inflation side for α_{s} (magenta lines). The vertical distance between these lines and the blue solid line (more precisely, the ratio $N_{\text{total}}/N_{\text{CMB}} \sim 1/\sqrt{c}$) can be regarded as a measure of convergence of the perturbation series (see eq. (40)).

One way to relax the above severe constraint is to assume that the correction term has a higher exponent, $\varepsilon_{\text{br}} e^{+n\lambda\phi}$ with $n > 1$. This is studied in Appendix B.

The analysis made in this subsection is based on a particular model or expansion, but we expect similar results for any inflation model which satisfies the following conditions:

- The inflaton potential (including the technically-natural shift-symmetry-breaking terms) is controlled by a systematic expansion.
- The first nonvanishing symmetry breaking term is not a very high order term (corresponding to $n = \mathcal{O}(1)$).

- The dominant contribution to the e-folding number comes from the most flat part of the potential which is at the CMB scale or behind it $\phi_{\text{flattest}} \gtrsim \phi_{\text{CMB}} (> \phi_{\text{end}})$.

4 Summary and Discussion

We have discussed the implications of the TCC on the shape of the inflation potential focusing on single-field slow-roll models. In the first “model-independent” approach, we have expanded the inflaton potential around the CMB pivot scale and argued that a sizable cubic term would be required to be consistent with the TCC. This leads to a potentially strong lower bound on the e-folding number N_{CMB} . Unfortunately, there is at least $\mathcal{O}(1)$ uncertainty for the estimation of the cubic term since we do not know where exactly higher order terms conspire to sum up to end inflation.

For a more concrete discussion, we have taken a second approach in which we have considered the concrete models: the renormalizable quartic potential and the α -attractor models of inflation with a shift symmetry broken in a controlled fashion. Our analysis shows that, for such smooth and flat potentials, the e-folding number dominantly increases around (both before and after) the CMB pivot scale, which implies the total e-folding number must be at least doubled, $N_{\text{total}} \gtrsim 2N_{\text{CMB}}$. This strengthens the constraints of the TCC on the energy scale of inflation.

Although there is an allowed region in Figs. 1 and 2, there remain theoretical questions. How can one protect the accidental flatness of the polynomial potential in Sec. 3.2 from the radiative corrections? For the radiative stability, the α -attractor studied in Sec. 3.3 is more advantageous. However, we do not know what the physical interpretation or particle physics realization of the tiny α would be. Is the ultraviolet completion of the model possible? For example, the values derived in the maximal supergravity and M/String Theory in Ref. [73] are $3\alpha = 1, 2, \dots, 7$. It is then unclear whether or not the tiny value of α , which might look ad hoc, belongs to the Landscape rather than the Swampland.

A small α also introduces a strong coupling around the vacuum $|\phi| \lesssim \sqrt{\alpha}$ although it is weakly coupled during inflation. Thus, it is difficult to make a prediction on the (p)reheating dynamics, but it is tempting to think the reheating completes quickly by such strong interactions with itself and with other fields. Our assumption of instantaneous reheating is partially motivated by this strong coupling phenomenon.

Let us also briefly discuss the hybrid inflation [74] where the single-field inflation trajectory ends by the instability of water-fall fields. This mechanism is efficient to quickly end inflation, so some of the constraints discussed in this paper such as that on the running spectral index can be circumvented. We could also impose a water-fall instability at the top

of the hilltop inflaton trajectory for the eternal or a very long inflation not to occur. Still, it is a nontrivial challenge to suppress quantum corrections from loops of water-fall fields to obtain a tiny slow-roll parameter.

One good aspect of our findings is that the TCC can be tested against the future precise measurements of α_s with precision 3×10^{-4} [60]. Also, our new upper bounds on the inflationary energy scale, which is around 10 TeV, might imply possibilities that the physics of inflation is related to the hierarchy problem of the Higgs mass and accessible by the colliders.

Acknowledgment

TT thanks Ayuki Kamada for discussions at the early stage of the work. This work was supported by IBS under the project code, IBS-R018-D1.

A Additional e-folding from rolling up the potential

In this appendix, we consider a reversed trajectory of single-field slow-roll inflation, and estimate the number of the additional e-folding N_{up} . Even though such an initial condition may not be necessarily natural, we have to consider such an initial condition to study the TCC since the TCC is a requirement for all physically possible initial conditions [17].

During the roll-up phase, the slope term in the equation of motion is negligible compared to the acceleration and the Hubble friction.

$$\ddot{\phi} + 3H\dot{\phi} \simeq 0. \quad (48)$$

This is the so-called ultra-slow-roll (USR) regime of inflation [75–78]. The kinetic energy of inflaton is sufficiently large so that the slope of the potential is negligible, but it can still be much smaller than the potential energy. This condition is $\frac{1}{2}\dot{\phi}(0)^2 < V$, where $t = 0$ is the beginning of the USR phase. The above equation of motion is integrated to give

$$\phi(t) = -\frac{\dot{\phi}(0)}{3H}e^{-3Ht} + \phi(\infty). \quad (49)$$

We regard approximately H and V as constants, and $Ht = N_{\text{up}}$ follows.

For simplicity, we approximate it as the USR regime from $t = 0$ to $t = t_{\text{turn}}$ and the slow-roll regime after $t = t_{\text{turn}}$. The USR regime ends because the acceleration term and the

slope term become comparable, $|\ddot{\phi}(t_{\text{turn}})| \sim V' = V\sqrt{2\epsilon_{\text{turn}}}$. This gives

$$|\dot{\phi}(0)| = \frac{\sqrt{2\epsilon_{\text{turn}}}V}{3H}e^{3N_{\text{up}}}. \quad (50)$$

We impose two conditions on the above quantity. The first one is the condition that the initial kinetic energy must be smaller than the potential, as already mentioned. This means

$$N_{\text{up}} < \frac{1}{6} \ln \frac{3}{\epsilon_{\text{turn}}}. \quad (51)$$

The second constraint is that the field range $\Delta\phi$ is limited for a given inflation model potential. This condition is

$$N_{\text{up}} \leq \frac{1}{3} \ln \frac{3\Delta\phi}{\sqrt{2\epsilon}}. \quad (52)$$

Combining them together,

$$N_{\text{up}} \leq \min \left[\frac{1}{3} \ln \frac{3\Delta\phi}{\sqrt{2\epsilon}}, \frac{1}{6} \ln \frac{3}{\epsilon_{\text{turn}}} \right]. \quad (53)$$

Typically, $\Delta\phi \simeq \sqrt{2\epsilon}N$ up to an order one factor or logarithmic correction with respect to N for a flat potential. For example, if the potential is a constant plus a small linear slope as in eq. (8), this is true. Also for the exponential expansion in eqs. (31) or (33), it holds up to logarithmic corrections provided that the symmetry breaking term is not yet relevant at the turning point. In such cases, the first term in the min bracket is given by $\frac{1}{3} \ln(3N)$. Namely,

$$N_{\text{up}} \lesssim \min \left[\frac{1}{3} \ln(3N), \frac{1}{6} \ln \frac{3}{\epsilon_{\text{turn}}} \right]. \quad (54)$$

If we substitute $N = N_{\text{CMB}}$, the maximum e-folding during the rolling up stage is of order unity, $N_{\text{up}} \lesssim \mathcal{O}(1)$. We conclude that it is unlikely that a large number of e-folding number is realized during the rolling up motion.

B Shift symmetry breaking by a higher order term

In the main text, we consider a lowest possible order breaking term $e^{\lambda\phi}$. It is possible that this term is absent or coefficients are negligible, and the dominant effects of shift symmetry breaking is due to a higher order term $e^{n\lambda\phi}$ where n is an integer. In fact, such a higher

order term can have a less impact on the CMB scale but it can rise more quickly to shorten the field range where the slow roll is possible.

In this Appendix, we consider the potential $V = V_0(1 - e^{-\lambda\phi} + \varepsilon_{\text{br}}e^{n\lambda\phi})^2$, which sets the global property (e.g. no local minima). For our purposes for inflationary analyses, it can safely be approximated as

$$V = V_0 (1 - 2e^{-\lambda\phi} + 2\varepsilon_{\text{br}}e^{n\lambda\phi}), \quad (55)$$

where again $\lambda = \sqrt{2/3\alpha} \gg 1$. Namely, we neglect higher order terms in $e^{-\lambda\phi}$ and $\varepsilon_{\text{br}}e^{n\lambda\phi}$.

The slow roll parameters are

$$\epsilon = 2\lambda^2 (e^{-\lambda\phi} + n\varepsilon_{\text{br}}e^{n\lambda\phi})^2, \quad (56)$$

$$\eta = 2\lambda^2 (-e^{-\lambda\phi} + n^2\varepsilon_{\text{br}}e^{n\lambda\phi}), \quad (57)$$

$$\xi^2 = 4\lambda^4 (e^{-\lambda\phi} + n\varepsilon_{\text{br}}e^{n\lambda\phi}) (e^{-\lambda\phi} + n^3\varepsilon_{\text{br}}e^{n\lambda\phi}). \quad (58)$$

The e-folding number N is calculated as

$$N = \frac{e^{\lambda\phi}}{2\lambda^2} {}_2F_1 \left[1, \frac{1}{n+1}; \frac{n+2}{n+1}; -\varepsilon_{\text{br}}ne^{(n+1)\lambda\phi} \right] - {}_2F_1 \left[1, \frac{1}{n+1}; \frac{n+2}{n+1}; -\frac{c}{N_{\text{CMB}}^{n+1}} \right], \quad (59)$$

where ${}_2F_1(a, b; c; z)$ is the hypergeometric function, and we defined

$$c \equiv n\varepsilon_{\text{br}}\lambda^{2(n+1)}(2N_{\text{CMB}})^{n+1}, \quad (60)$$

as a parameter combination controlling the magnitude of the correction by symmetry breaking terms. In eq. (59), it is assumed that inflation ends quickly after the slow-roll ends, $|\eta| = 1$. If we set $n = 1$, eq. (59) reduces to eq. (38). Also, ${}_2F_1$ becomes unity in the limit $\varepsilon_{\text{br}} \rightarrow 0$. Similarly, the e-folding number along the whole available slow-roll region ($\epsilon, |\eta| \leq 1$) is given by

$$N_{\text{total}} = N_{\text{CMB}} \left(\frac{N_{\text{CMB}}}{nc} \right)^{\frac{1}{n}} {}_2F_1 \left[1, \frac{1}{n+1}; \frac{n+2}{n+1}; -c \left(\frac{N_{\text{CMB}}}{nc} \right)^{\frac{n+1}{n}} \right] - {}_2F_1 \left[1, \frac{1}{n+1}; \frac{n+2}{n+1}; -\frac{c}{N_{\text{CMB}}^{n+1}} \right]. \quad (61)$$

Thus, the total e-folding number along the whole available slow-roll region is written in terms of the e-folding number at the CMB scale and the correction parameter c , which is determined once ε_{br} and λ (equivalently α) are fixed.

We invert the relation between N and ϕ to evaluate the inflationary observables at the CMB scale. To this end, we recursively solve it by the perturbation method. The results are

$$\lambda^2 e^{-\lambda\phi_{\text{CMB}}} = \frac{1}{2N_{\text{CMB}}} \left(1 - \frac{c}{n+2} - \frac{(n^2+n-1)c^2}{(n+2)^2(2n+3)} + \mathcal{O}(c^3) \right), \quad (62)$$

$$\lambda^2 \varepsilon_{\text{br}} e^{n\lambda\phi_{\text{CMB}}} = \frac{1}{2N_{\text{CMB}}} \left(c + \frac{nc^2}{n+2} + \mathcal{O}(c^3) \right). \quad (63)$$

One can use these formulas to evaluate quantities such as n_s and α_s .

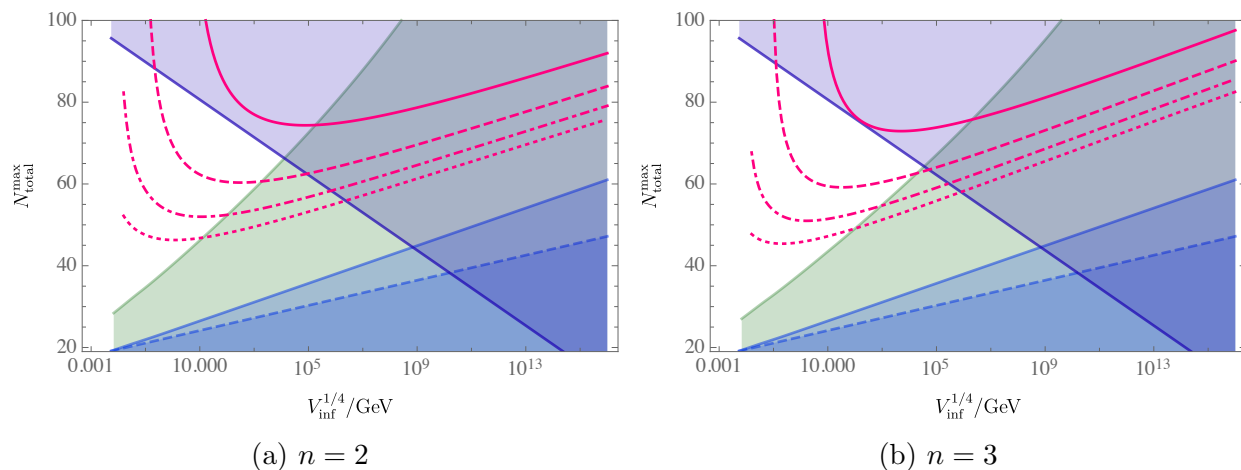


Figure 3: Same as Fig. 2, but for $n = 2$ and 3 , where n is the power of the shift symmetry breaking term $\varepsilon_{\text{br}} e^{n\lambda\phi}$.

The constraints on the allowed range of $N_{\text{total}}^{\text{max}}$ are shown in Fig. 3. From the intersection of the TCC constraint (purple line) and the additional possible e-folding number (green line) which respects n_s , we obtain an upper bound on the inflation energy scale and the tensor-to-scalar ratio

$$V_{\text{inf}}^{1/4} < \begin{cases} 7.0 \times 10^3 \text{ GeV} & (n = 1) \\ 1.3 \times 10^4 \text{ GeV} & (n = 2), \\ 3.5 \times 10^4 \text{ GeV} & (n = 3) \end{cases}, \quad r < \begin{cases} 2.2 \times 10^{-51} & (n = 1) \\ 2.6 \times 10^{-50} & (n = 2). \\ 1.4 \times 10^{-48} & (n = 3) \end{cases}. \quad (64)$$

C The maximum e-folding for thermal inflation

In this independent Appendix, we discuss the possible e-folding number, N_{TI} , in which inflation is only driven by interactions between the scalar field and the background plasma

but not by the scalar potential at zero temperature (thermal inflation [79]).

If the interactions are fast enough, the Universe can be described by the thermal field theory with a temperature T . For the length scale $\ell > 1/T$, the finite temperature effective potential of ϕ , $V_T(\phi)$, is good enough to describe the evolution of ϕ . As an example, $V_T(\phi)$ can be expanded as

$$V_T(\phi) = V_0 + \frac{1}{2}(\lambda T^2 - m^2)\phi^2 + \dots, \quad (65)$$

around the origin. Here $\lambda > 0$ denotes the contribution of the couplings between ϕ and the background plasma, while $-m^2 < 0$, so that the origin is unstable at zero temperature. At high temperatures, ϕ is trapped at the origin by thermal mass terms, so it provides a constant energy density, V_0 . Assuming that the thermal inflation ($\rho_{\text{tot}} \simeq V_0$) starts at $T = T_i$ ($\rho_r \lesssim V_0$) and finishes at $T = T_f$, the total e-folding number is given by

$$N_{\text{TI}} = \ln \frac{a_f}{a_i} = \ln \frac{T_i}{T_f}. \quad (66)$$

Before evaluating it from the model, one can provide an upper bound on N_{TI} by the following argument. As the inflation continues, the mean free path between collisions, $\ell_{fr} \sim 1/T$, in the thermal plasma is exponentially increasing as $\ell_{fr}(t) = e^{Ht}/T_i$. If $\ell_{fr}(t)$ can be larger than the Hubble horizon, $1/H$, the assumption of thermal equilibrium is no longer valid. Because the relaxation time becomes longer than the age of the Universe, the plasma does not give the meaningful effect for the evolution of ϕ . Instead of using eq. (65), we should calculate the evolution of ϕ mostly by the zero temperature scalar potential. Therefore the thermal inflation must end before $\ell_{fr}(t) = 1/H$, which leads to the bound on N_{TI} as¹

$$N_{\text{TI}} < \ln \frac{T_i}{H}. \quad (67)$$

In the present example, the curvature of the potential changes its sign at $T_f \simeq m$. Our starting point of this Appendix is that the inflation is only driven by thermal interactions, i.e. $m \gg H \sim V_0^{1/2}/M_{\text{P}}$, so the bound (67) is satisfied. Note that this inequality is confirmed without substituting the value of T_i , which is given by $T_i \simeq V_0^{1/4}$ in thermal inflation.

Here, we can find the interesting analogy between the arguments for inequalities (1) and (67). As $1/M_{\text{P}}$ is the minimum length scale for which the quantum field theory (QFT) with

¹ Thermal equilibrium may be maintained for a timescale larger than $1/H$ because of Gibbons-Hawking radiation $T \sim H$ [80]. However, the thermal mass is too small to stabilize ϕ at the origin, and it will be destabilized within a Hubble time mainly due to the zero temperature potential. Thus, our conclusion is not changed.

weakly coupled gravity is valid, $1/T_i$ is also the minimum length scale for which the thermal dynamic treatment is valid when the inflation starts. In both cases, $1/H$ plays the role of the causal horizon. A difference is that when inflation is driven by thermal interactions, we know the microscopic theory for $\ell < 1/T$: Non-equilibrium QFT, so we can calculate the evolution of the scalar field and understand why thermal inflation should end before $N_{\text{TI}} = \ln T_i/H$. On the other hand, for the TCC case, we do not know the correct underlying theory for $\ell < 1/M_{\text{P}}$, which means that we cannot figure out the true origin of the inflation and why the inflation should end before $N = \ln M_{\text{P}}/H$. The TCC is just a conjecture at this moment.

References

- [1] **Planck** Collaboration, Y. Akrami *et al.*, “Planck 2018 results. X. Constraints on inflation,” [arXiv:1807.06211 \[astro-ph.CO\]](#).
- [2] G. Obied, H. Ooguri, L. Spodyneiko, and C. Vafa, “De Sitter Space and the Swampland,” [arXiv:1806.08362 \[hep-th\]](#).
- [3] D. Andriot, “On the de Sitter swampland criterion,” *Phys. Lett.* **B785** (2018) 570–573, [arXiv:1806.10999 \[hep-th\]](#).
- [4] G. Dvali and C. Gomez, “On Exclusion of Positive Cosmological Constant,” *Fortsch. Phys.* **67** no. 1-2, (2019) 1800092, [arXiv:1806.10877 \[hep-th\]](#).
- [5] D. Andriot and C. Roupec, “Further refining the de Sitter swampland conjecture,” *Fortsch. Phys.* **67** no. 1-2, (2019) 1800105, [arXiv:1811.08889 \[hep-th\]](#).
- [6] S. K. Garg and C. Krishnan, “Bounds on Slow Roll and the de Sitter Swampland,” [arXiv:1807.05193 \[hep-th\]](#).
- [7] H. Ooguri, E. Palti, G. Shiu, and C. Vafa, “Distance and de Sitter Conjectures on the Swampland,” *Phys. Lett.* **B788** (2019) 180–184, [arXiv:1810.05506 \[hep-th\]](#).
- [8] T. Rudelius, “Conditions for (No) Eternal Inflation,” *JCAP* **1908** (2019) 009, [arXiv:1905.05198 \[hep-th\]](#).
- [9] C. Vafa, “The String landscape and the swampland,” [arXiv:hep-th/0509212 \[hep-th\]](#).
- [10] H. Ooguri and C. Vafa, “On the Geometry of the String Landscape and the Swampland,” *Nucl. Phys.* **B766** (2007) 21–33, [arXiv:hep-th/0605264 \[hep-th\]](#).
- [11] P. Agrawal, G. Obied, P. J. Steinhardt, and C. Vafa, “On the Cosmological Implications of the String Swampland,” *Phys. Lett.* **B784** (2018) 271–276, [arXiv:1806.09718 \[hep-th\]](#).

- [12] A. Achúcarro and G. A. Palma, “The string swampland constraints require multi-field inflation,” *JCAP* **1902** (2019) 041, [arXiv:1807.04390 \[hep-th\]](#).
- [13] W. H. Kinney, S. Vagnozzi, and L. Visinelli, “The zoo plot meets the swampland: mutual (in)consistency of single-field inflation, string conjectures, and cosmological data,” *Class. Quant. Grav.* **36** no. 11, (2019) 117001, [arXiv:1808.06424 \[astro-ph.CO\]](#).
- [14] S. Brahma and M. Wali Hossain, “Avoiding the string swampland in single-field inflation: Excited initial states,” *JHEP* **03** (2019) 006, [arXiv:1809.01277 \[hep-th\]](#).
- [15] S. Das, “Note on single-field inflation and the swampland criteria,” *Phys. Rev.* **D99** no. 8, (2019) 083510, [arXiv:1809.03962 \[hep-th\]](#).
- [16] H. Fukuda, R. Saito, S. Shirai, and M. Yamazaki, “Phenomenological Consequences of the Refined Swampland Conjecture,” *Phys. Rev.* **D99** no. 8, (2019) 083520, [arXiv:1810.06532 \[hep-th\]](#).
- [17] A. Bedroya and C. Vafa, “Trans-Planckian Censorship and the Swampland,” [arXiv:1909.11063 \[hep-th\]](#).
- [18] A. Bedroya, R. Brandenberger, M. Loverde, and C. Vafa, “Trans-Planckian Censorship and Inflationary Cosmology,” [arXiv:1909.11106 \[hep-th\]](#).
- [19] J. Martin and R. H. Brandenberger, “The TransPlanckian problem of inflationary cosmology,” *Phys. Rev.* **D63** (2001) 123501, [arXiv:hep-th/0005209 \[hep-th\]](#).
- [20] R. H. Brandenberger and J. Martin, “The Robustness of inflation to changes in superPlanck scale physics,” *Mod. Phys. Lett.* **A16** (2001) 999–1006, [arXiv:astro-ph/0005432 \[astro-ph\]](#).
- [21] R. H. Brandenberger and J. Martin, “Trans-Planckian Issues for Inflationary Cosmology,” *Class. Quant. Grav.* **30** (2013) 113001, [arXiv:1211.6753 \[astro-ph.CO\]](#).
- [22] N. Kaloper, M. Kleban, A. Lawrence, S. Shenker, and L. Susskind, “Initial conditions for inflation,” *JHEP* **11** (2002) 037, [arXiv:hep-th/0209231 \[hep-th\]](#).
- [23] R. Easther, B. R. Greene, W. H. Kinney, and G. Shiu, “A Generic estimate of transPlanckian modifications to the primordial power spectrum in inflation,” *Phys. Rev.* **D66** (2002) 023518, [arXiv:hep-th/0204129 \[hep-th\]](#).
- [24] G. Dvali and C. Gomez, “Quantum Compositeness of Gravity: Black Holes, AdS and Inflation,” *JCAP* **1401** (2014) 023, [arXiv:1312.4795 \[hep-th\]](#).

- [25] G. Dvali and C. Gomez, “Quantum Exclusion of Positive Cosmological Constant?,” *Annalen Phys.* **528** (2016) 68–73, [arXiv:1412.8077 \[hep-th\]](#).
- [26] G. Dvali, C. Gomez, and S. Zell, “Quantum Break-Time of de Sitter,” *JCAP* **1706** (2017) 028, [arXiv:1701.08776 \[hep-th\]](#).
- [27] G. Dvali, C. Gomez, and S. Zell, “Quantum Breaking Bound on de Sitter and Swampland,” *Fortsch. Phys.* **67** no. 1-2, (2019) 1800094, [arXiv:1810.11002 \[hep-th\]](#).
- [28] Y. Cai and Y.-S. Piao, “Pre-inflation and Trans-Planckian Censorship,” [arXiv:1909.12719 \[gr-qc\]](#).
- [29] T. Tenkanen, “Trans-Planckian Censorship, Inflation and Dark Matter,” [arXiv:1910.00521 \[astro-ph.CO\]](#).
- [30] S. Das, “Distance, de Sitter and Trans-Planckian Censorship conjectures: the status quo of Warm Inflation,” [arXiv:1910.02147 \[hep-th\]](#).
- [31] S. Mizuno, S. Mukohyama, S. Pi, and Y.-L. Zhang, “Universal Upper Bound on the Inflationary Energy Scale from the Trans-Planckian Censorship Conjecture,” [arXiv:1910.02979 \[astro-ph.CO\]](#).
- [32] S. Brahma, “Trans-Planckian censorship, inflation and excited initial states for perturbations,” [arXiv:1910.04741 \[hep-th\]](#).
- [33] M. Dhuria and G. Goswami, “Trans-Planckian Censorship Conjecture and Non-thermal post-inflationary history,” [arXiv:1910.06233 \[astro-ph.CO\]](#).
- [34] M. Torabian, “Non-Standard Cosmological Models and the trans-Planckian Censorship Conjecture,” [arXiv:1910.06867 \[hep-th\]](#).
- [35] R.-G. Cai and S.-J. Wang, “Mass bound for primordial black hole from trans-Planckian censorship conjecture,” [arXiv:1910.07981 \[astro-ph.CO\]](#).
- [36] **Planck** Collaboration, N. Aghanim *et al.*, “Planck 2018 results. VI. Cosmological parameters,” [arXiv:1807.06209 \[astro-ph.CO\]](#).
- [37] D. J. Fixsen, “The Temperature of the Cosmic Microwave Background,” *The Astrophysical Journal* **707** no. 2, (Dec, 2009) 916–920, [arXiv:0911.1955 \[astro-ph.CO\]](#).
- [38] J. Ellis, D. V. Nanopoulos, and K. A. Olive, “Starobinsky-like Inflationary Models as Avatars of No-Scale Supergravity,” *JCAP* **1310** (2013) 009, [arXiv:1307.3537 \[hep-th\]](#).

- [39] S. Ferrara, R. Kallosh, A. Linde, and M. Porrati, “Minimal Supergravity Models of Inflation,” *Phys. Rev.* **D88** no. 8, (2013) 085038, [arXiv:1307.7696 \[hep-th\]](#).
- [40] R. Kallosh, A. Linde, and D. Roest, “Superconformal Inflationary α -Attractors,” *JHEP* **11** (2013) 198, [arXiv:1311.0472 \[hep-th\]](#).
- [41] R. Kallosh, A. Linde, and D. Roest, “Large field inflation and double α -attractors,” *JHEP* **08** (2014) 052, [arXiv:1405.3646 \[hep-th\]](#).
- [42] M. Galante, R. Kallosh, A. Linde, and D. Roest, “Unity of Cosmological Inflation Attractors,” *Phys. Rev. Lett.* **114** no. 14, (2015) 141302, [arXiv:1412.3797 \[hep-th\]](#).
- [43] J. J. M. Carrasco, R. Kallosh, and A. Linde, “ α -Attractors: Planck, LHC and Dark Energy,” *JHEP* **10** (2015) 147, [arXiv:1506.01708 \[hep-th\]](#).
- [44] D. Roest and M. Scalisi, “Cosmological attractors from α -scale supergravity,” *Phys. Rev.* **D92** (2015) 043525, [arXiv:1503.07909 \[hep-th\]](#).
- [45] A. Linde, “Single-field α -attractors,” *JCAP* **1505** (2015) 003, [arXiv:1504.00663 \[hep-th\]](#).
- [46] M. Scalisi, “Cosmological α -attractors and de Sitter landscape,” *JHEP* **12** (2015) 134, [arXiv:1506.01368 \[hep-th\]](#).
- [47] A. D. Linde, “A New Inflationary Universe Scenario: A Possible Solution of the Horizon, Flatness, Homogeneity, Isotropy and Primordial Monopole Problems,” *Phys. Lett.* **108B** (1982) 389–393. [Adv. Ser. Astrophys. Cosmol.3,149(1987)].
- [48] A. Albrecht and P. J. Steinhardt, “Cosmology for Grand Unified Theories with Radiatively Induced Symmetry Breaking,” *Phys. Rev. Lett.* **48** (1982) 1220–1223. [Adv. Ser. Astrophys. Cosmol.3,158(1987)].
- [49] L. Boubekeur and D. H. Lyth, “Hilltop inflation,” *JCAP* **0507** (2005) 010, [arXiv:hep-ph/0502047 \[hep-ph\]](#).
- [50] R. Allahverdi, K. Enqvist, J. Garcia-Bellido, and A. Mazumdar, “Gauge invariant MSSM inflaton,” *Phys. Rev. Lett.* **97** (2006) 191304, [arXiv:hep-ph/0605035 \[hep-ph\]](#).
- [51] R. Allahverdi, K. Enqvist, J. Garcia-Bellido, A. Jokinen, and A. Mazumdar, “MSSM flat direction inflation: Slow roll, stability, fine tuning and reheating,” *JCAP* **0706** (2007) 019, [arXiv:hep-ph/0610134 \[hep-ph\]](#).
- [52] J. C. Bueno Sanchez, K. Dimopoulos, and D. H. Lyth, “A-term inflation and the MSSM,” *JCAP* **0701** (2007) 015, [arXiv:hep-ph/0608299 \[hep-ph\]](#).

- [53] D. Baumann, A. Dymarsky, I. R. Klebanov, L. McAllister, and P. J. Steinhardt, “A Delicate universe,” *Phys. Rev. Lett.* **99** (2007) 141601, [arXiv:0705.3837 \[hep-th\]](#).
- [54] D. Baumann, A. Dymarsky, I. R. Klebanov, and L. McAllister, “Towards an Explicit Model of D-brane Inflation,” *JCAP* **0801** (2008) 024, [arXiv:0706.0360 \[hep-th\]](#).
- [55] G. Barenboim, W.-I. Park, and W. H. Kinney, “Eternal Hilltop Inflation,” *JCAP* **1605** no. 05, (2016) 030, [arXiv:1601.08140 \[astro-ph.CO\]](#).
- [56] V. Mukhanov, “Quantum Cosmological Perturbations: Predictions and Observations,” *Eur. Phys. J.* **C73** (2013) 2486, [arXiv:1303.3925 \[astro-ph.CO\]](#).
- [57] D. Roest, “Universality classes of inflation,” *JCAP* **1401** (2014) 007, [arXiv:1309.1285 \[hep-th\]](#).
- [58] J. Garcia-Bellido and D. Roest, “Large- N running of the spectral index of inflation,” *Phys. Rev.* **D89** no. 10, (2014) 103527, [arXiv:1402.2059 \[astro-ph.CO\]](#).
- [59] P. Binetruy, E. Kiritsis, J. Mabillard, M. Pieroni, and C. Rosset, “Universality classes for models of inflation,” *JCAP* **1504** no. 04, (2015) 033, [arXiv:1407.0820 \[astro-ph.CO\]](#).
- [60] K. Kohri, Y. Oyama, T. Sekiguchi, and T. Takahashi, “Precise Measurements of Primordial Power Spectrum with 21 cm Fluctuations,” *JCAP* **1310** (2013) 065, [arXiv:1303.1688 \[astro-ph.CO\]](#).
- [61] J. Martin, C. Ringeval, and V. Vennin, “Encyclopædia Inflationaris,” *Phys. Dark Univ.* **5-6** (2014) 75–235, [arXiv:1303.3787 \[astro-ph.CO\]](#).
- [62] R. Allahverdi, A. Kusenko, and A. Mazumdar, “A-term inflation and the smallness of neutrino masses,” *JCAP* **0707** (2007) 018, [arXiv:hep-ph/0608138 \[hep-ph\]](#).
- [63] R. Allahverdi, B. Dutta, and A. Mazumdar, “Unifying inflation and dark matter with neutrino masses,” *Phys. Rev. Lett.* **99** (2007) 261301, [arXiv:0708.3983 \[hep-ph\]](#).
- [64] K. Saikawa and S. Shirai, “Primordial gravitational waves, precisely: The role of thermodynamics in the Standard Model,” *JCAP* **1805** no. 05, (2018) 035, [arXiv:1803.01038 \[hep-ph\]](#).
- [65] S. Hannestad, “What is the lowest possible reheating temperature?,” *Phys. Rev.* **D70** (2004) 043506, [arXiv:astro-ph/0403291 \[astro-ph\]](#).
- [66] P. F. de Salas, M. Lattanzi, G. Mangano, G. Miele, S. Pastor, and O. Pisanti, “Bounds on very low reheating scenarios after Planck,” *Phys. Rev.* **D92** no. 12, (2015) 123534, [arXiv:1511.00672 \[astro-ph.CO\]](#).

- [67] G. 't Hooft, “Naturalness, chiral symmetry, and spontaneous chiral symmetry breaking,” *NATO Sci. Ser. B* **59** (1980) 135–157.
- [68] F. Bezrukov, A. Magnin, M. Shaposhnikov, and S. Sibiryakov, “Higgs inflation: consistency and generalisations,” *JHEP* **01** (2011) 016, [arXiv:1008.5157 \[hep-ph\]](#).
- [69] B. J. Broy, F. G. Pedro, and A. Westphal, “Disentangling the $f(R)$ - Duality,” *JCAP* **1503** no. 03, (2015) 029, [arXiv:1411.6010 \[hep-th\]](#).
- [70] H. Abe, S. Aoki, F. Hasegawa, and Y. Yamada, “Illustrating SUSY breaking effects on various inflation mechanisms,” *JHEP* **01** (2015) 026, [arXiv:1408.4875 \[hep-th\]](#).
- [71] B. J. Broy, M. Galante, D. Roest, and A. Westphal, “Pole inflation — Shift symmetry and universal corrections,” *JHEP* **12** (2015) 149, [arXiv:1507.02277 \[hep-th\]](#).
- [72] T. Asaka, S. Iso, H. Kawai, K. Kohri, T. Noumi, and T. Terada, “Reinterpretation of the Starobinsky model,” *PTEP* **2016** no. 12, (2016) 123E01, [arXiv:1507.04344 \[hep-th\]](#).
- [73] S. Ferrara and R. Kallosh, “Seven-disk manifold, α -attractors, and B modes,” *Phys. Rev. D* **94** no. 12, (2016) 126015, [arXiv:1610.04163 \[hep-th\]](#).
- [74] A. D. Linde, “Hybrid inflation,” *Phys. Rev. D* **49** (1994) 748–754, [arXiv:astro-ph/9307002 \[astro-ph\]](#).
- [75] N. C. Tsamis and R. P. Woodard, “Improved estimates of cosmological perturbations,” *Phys. Rev. D* **69** (2004) 084005, [arXiv:astro-ph/0307463 \[astro-ph\]](#).
- [76] W. H. Kinney, “Horizon crossing and inflation with large eta,” *Phys. Rev. D* **72** (2005) 023515, [arXiv:gr-qc/0503017 \[gr-qc\]](#).
- [77] M. H. Namjoo, H. Firouzjahi, and M. Sasaki, “Violation of non-Gaussianity consistency relation in a single field inflationary model,” *EPL* **101** no. 3, (2013) 39001, [arXiv:1210.3692 \[astro-ph.CO\]](#).
- [78] J. Martin, H. Motohashi, and T. Suyama, “Ultra Slow-Roll Inflation and the non-Gaussianity Consistency Relation,” *Phys. Rev. D* **87** no. 2, (2013) 023514, [arXiv:1211.0083 \[astro-ph.CO\]](#).
- [79] D. H. Lyth and E. D. Stewart, “Thermal inflation and the moduli problem,” *Phys. Rev. D* **53** (1996) 1784–1798, [arXiv:hep-ph/9510204 \[hep-ph\]](#).
- [80] G. W. Gibbons and S. W. Hawking, “Cosmological Event Horizons, Thermodynamics, and Particle Creation,” *Phys. Rev. D* **15** (1977) 2738–2751.