

# Quality of Service in IEEE 802.11 WLANs: An Experimental Study

Farideh Parastar\*, Shian J. Wang

\*Ferdowsi University of Mashhad

## ABSTRACT

While the IEEE 802.11 protocol is being widely used, it is not specifically designed to handle multimedia traffic, which covers an important portion of the Internet traffic today. Voice and video multicast streaming is inefficient, as there is lack of transmission reliability in such approaches where delay is not guaranteed. In this work, we focus on the performance of Enhanced Distributed Channel Access (EDCA) mechanism proposed by IEEE 802.11e which provides traffic prioritization and since most of the previous works are done based on simulation results, we test the performance of this protocol in a real platform using software Defined Networks. We then validate the impact of different EDCA parameters (e.g., AIFS and TXOP) by tuning them to see their impact on the delay of the network and eventually on network traffic.

## 1 INTRODUCTION

Today IEEE 802.11 WLAN standard is being accepted and widely used for many environments [1]. Deployment of the WLAN is a cheap and easy process. On the other hand, real-time traffic is becoming significant part of the internet. Unlike best effort traffic, real-time traffic needs Quality of Service (QoS) support. Providing QoS support is a challenging task in IEEE 802.11 WLAN since there is no method for differentiating traffic. IEEE 802.11e MAC protocol [3] provides QoS support for different types of traffic by adjusting the MAC protocol parameters. There is another upcoming amendment namely IEEE 802.11aa [4]. The goal of the mechanisms proposed in 802.11aa is to address multimedia streaming issues in 802.11 networks. 802.11e amendment has been studied under many analytical and experimental studies, but to our knowledge, most of these studies are based on simulation results and there are less works which test the performance of this amendment in a

real testbed. In this paper, we aim to test and evaluate this protocol based on parameters proposed in previous studies simulations and compare the results to the existing Distributed Coordination Function (DCF) and observe the performance of Enhanced Distributed Channel Access (EDCA) in real testbed rather than simulations.

The rest of this paper is organized as follows: In section 2, we give a summary about the channel access mechanisms of 802.11 WLAN and the 802.11e amendment. Section 3 is about the related work which we have extracted from the literature. In section 4, we describe the configuration of platform we used. In Section 5 we illustrate the QoS limitations of DCF and we demonstrate the performance of EDCA through experiments. In the last part we talk about EDCA parameters impact on mean delay. Finally, we conclude the paper.

## 2 OVERVIEW OF IEEE 802.11E CHANNEL ACCESS

### 2.1 802.11 Distributed Coordination Function (DCF)

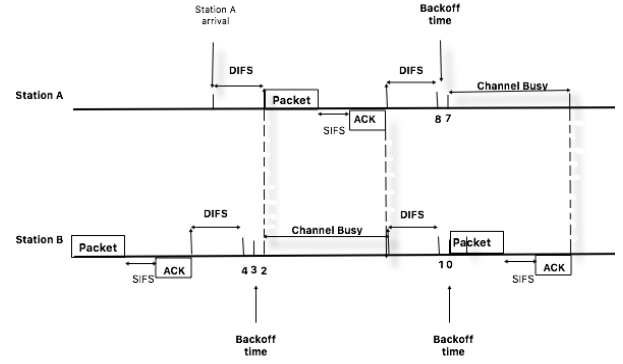
DCF is an access coordination function defined in 802.11 standard, which works based on carrier sense multiple access collision avoidance (CSMA/CA) mechanism. Two stations sensing the channel idle at the same time may end up with collision. As a part of collision avoidance mechanism, after sensing the channel idle, each station waits for an extra Distributed Interframe Space (DIFS) duration. Only if the channel remains idle for DIFS time period, the station is allowed to initiate the transmission otherwise the transmission is deferred. The random time duration is specified as a multiple of a slot time [11]. If the station senses the channel busy in DIFS duration, it has to persist monitoring until it senses the medium idle for another DIFS duration. After this duration, station waits for an additional random backoff time which is between  $[0, CW-1]$  where CW is Contention

Window and depends on the number of retransmitted packets. CW starts from CW<sub>min</sub> value and after each collision it grows exponentially until it reaches CW<sub>max</sub> value. If station finds the medium busy during backoff time, it freezes the counter and keeps monitoring the channel to find it idle for DIFS duration. Then it resumes the frozen random backoff time to count down. The random backoff is decremented by one after each idle slot time on medium. A successful transmission is followed by an immediate acknowledgment, since stations cannot find collisions by listening to their own transmission. If a transmission fails, the retransmission will be initiated with a doubled size of contention window for clashed stations to reduce the probability of collisions. If the number of retransmission reaches a limit, the packet will be discarded. Stations also need to wait an extra post backoff time after each successful transmission. Figure 1 illustrates the basic access mechanism of DCF.

To solve the problem of hidden stations, there is another optional mechanism called Request To Send/ Clear To Send. The RTS and CTS frames include the information of how long it takes to transmit the next data frame. A station that wishes to transmit data, after detecting medium idle for a DIFS duration followed by a random backoff, sends a short RTS frame, and the receiver of this frame, will send a CTS frame after SIFS duration (which is 10  $\mu$ s for IEEE 802.11g). In this way, stations either close to the transmitting or receiving stations will hear these frames and stop transmitting data for a duration mentioned in RTS/CTS frames. More specifically, their timer called Network Allocation Vector, NAV, is set [11] to a time duration mentioned in these packets. RTS/CTS mechanism is good when there are frames with longer size to transmit. By this mechanism a long frame can be transmitted at once, and fragmentation is no more needed.

## 2.2 802.11e Enhanced Distributed Channel Access (EDCA)

802.11 e is an amendment to the IEEE 802.11 Wireless LANs (WLANs) standard, which provides Quality of Service (QoS) support at the MAC layer. To support QoS, two mechanisms have been proposed: Enhanced Distributed Channel Access (EDCA) and Hybrid Coordination Function (HCF). Our main focus is on the former mechanism.



**Figure 1: This figure illustrate the basic access mechanism in 802.11 DCF. Station B has already sent a packet successfully and wants to send the second one. In between station A arrives, and finds the channel idle for duration of DIFS. Thus, it initiates the transmission and at the same time station B sense the channel busy, thus it halts backoff counter until it sense the medium idle again.**

EDCA is improvement of DCF in 802.11 legacy. DCF does not provide any prioritization for different traffic types. Instead, EDCA provides traffic differentiation and defines four Access Categories (AC). In EDCA mechanism, smaller CWs are assigned to ACs with higher priority. CWs are initialized uniquely for each AC. After sensing channel idle, each AC within a station, starts a backoff time for a period of Arbitration Interframe Space (AIFS). AIFS is calculated as follows:

$$AIFS = SIFS + AIFSN * aSlotTime \quad (1)$$

Where AIFSN is AIFS number determined by AC. When medium is idle for AIFS period, each AC sets a counter, which is a random number between [0, CW[AC]] [11], and decrements it by one. If an AC finds the medium busy, before the counter reaches zero, it should wait for another AIFS period. Each AC behaves like a station. When a collision happens between ACs within the same station, the AC with higher priority is able to successfully transmit while AC with lower priority will suffer from virtual collision. After any unsuccessful transmission, a new CW is set to reduce the collision probability. This CW is set according to the following formula:

$$newCW[AC] \geq ((OldCW[AC] + 1) * 2) - 1 \quad (2)$$

IEEE 802.11e also defines a transmission opportunity (TXOP) limit as the interval of time in which a station is allowed to transmit multiple data frames from the same AC with a SIFS gap between an ACK and the data frame [2, 7, 9, 11].

### 3 RELATED WORK

EDCA performance for QoS has been explored extensively in the literature. The authors of [13] and [19] have illustrated limitations of QoS in 802.11, and they evaluate the performance of 802.11e through some simulations. In [20] they have implemented an algorithm which calculates the optimal values of EDCA parameters. This algorithm is based on mathematical analysis of throughput and delay. In [6] they have studied two applications of EDCA: traffic engineering and service guarantee and they showed traffic engineering is well supported by EDCA when there is only UDP traffic in WLAN [6]. Some other works focused on QoS in terms of multimedia streams. In [10] and [21], a QoS framework has been proposed that maps categorized video packets onto the relative differentiated service provided by the wireless channel using a predetermined pricing model. In [12] they have studied the impact of TXOP, CWmin and AIFS on the throughput, and compared their results to the proposed analytical models.

Machine Learning techniques are used in many network sub-fields including resource allocation, parameter optimization, traffic prediction [18] and classification [?], congestion control [8]. Recently Reinforcement learning has gain attention by the research community for communication protocol design. Authors in [15] [17] use machine learning to overcome DCF issues as hidden terminal problems, or dealing with high number of nodes by optimizing the channel by different MAC functionalities. In their approach a MAC protocol is decomposed into a set of modular blocks. In different network scenarios, different blocks (e.g., contention window, backoff) are selected by the reinforcement learning agent. Authors in [5] tune the contention window parameter of backoff mechanism. Their learning-based approach shows that resetting contention window to zero in fact harmful in there is a dense number of users contending for the medium. Authors in [14] and [16] describe a broader overview of a framework that shows how ML techniques are leveraged for centralized and distributed ML agents to design MAC protocols.

## 4 IMPLEMENTATION

### 4.1 Platform

We have used our wireless testbed which is based on RaspberryPi B/B+ model, Power-over-Ethernet (PoE) switches, and a standard PC for the server. For our tests, we added a WiFi dongle on each node and deployed image on each RaspberryPi to control nodes and monitor the results.

## 5 RESULTS

### 5.1 DCF Performance

We have proposed a scenario namely scenario 1 which is roughly based on a simulation in [13] but with less number of nodes. In this scenario, each station sends three types of traffic. In our tests 802.11g is set as PHY layer with sending rate up to 54 Mb/s. All the tests in this section are repeated for 10 times, and we noticed that the results are stable and there is no significant variant in data.

To test the DCF QoS limitations, we run scenario 1. All the stations operate in infrastructure mode meaning they send and receive data from Access Point (AP). Table 1 shows the parameters used for different traffics. At the beginning there are only 2 stations contending for the channel. Later we increase the load by incrementing the number of stations up to 6. Table 2 shows mean delays of each type of traffic against the number of stations. As we notice, there is no important traffic divergence in DCF, meaning all stations have the same right way to get the channel. When the load increases, the mean delay of voice grows from 1.25 ms up to almost 51.447 ms which is almost similar to video and BE latency. Generally, when the number of stations increases, the average delay for all kinds of traffic increase in the same manner which can cause QoS problems for real-time streams.

**Table 1: DCF Test Parameters**

	Voice	Video	Best Effort
Transport Protocol	UDP	UDP	UDP
Packet Size	160 Bytes	1280 Bytes	1500 Bytes
Sending Rate	64 kb/s	640 kb/s	960 kb/s

**Table 2: Mean Delay With DCF Mechanism**

Number of STAs	Voice (ms)	Video (ms)	BE (ms)
2	1.25	1.51	1.91
3	10.53	10.96	11.41
4	21.01	21.47	22.10
5	33.62	32.94	32.68
6	51.44	49.11	49.66

## 5.2 EDCA Performance

To evaluate the performance of EDCA, we have tested the same scenario as before with the set of default parameters defined by the standard. List of parameters used for the test are summarized in Table 3. EDCA provides traffic differentiation by giving higher priority to real-time streams. The mean delay against number of stations is shown in table 4. When the load increases, the mean delays for both voice and video traffic remain small, while with DCF mechanism, average delay for all three types of traffic do not have significant variation. This test demonstrates that EDCA can provide the expected traffic differentiation. By adding the sixth station the delay for both voice and video grows drastically. This is due to small CW values that have been defined by the standard. When the number of clients becomes larger, the probability of having the same CW value for 2 clients at the same time also increases and it causes collisions followed by packet drops. In general, the higher priority flow, has lower mean latency, and mean delay of BE has remarkable variation compared to multimedia traffics.

**Table 3: EDCA Test Parameters**

	Voice	Video	Best Effort
Transport Protocol	UDP	UDP	UDP
CWmin	7	15	31
CWmax	15	31	1023
AIFS	2	2	7

**Table 4: Mean Delay With EDCA**

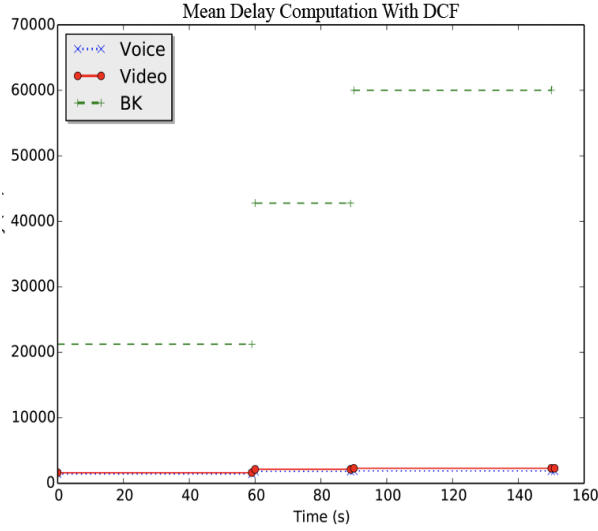
Number of STAs	Voice (ms)	Video (ms)	BE (ms)
2	0.88	1.11	2.20
3	2.26	2.62	7.03
4	7.52	7.81	15.85
5	7.49	7.92	15.22
6	274.43	283.56	386.73

## 5.3 DCF and EDCA Performance under Saturated Network

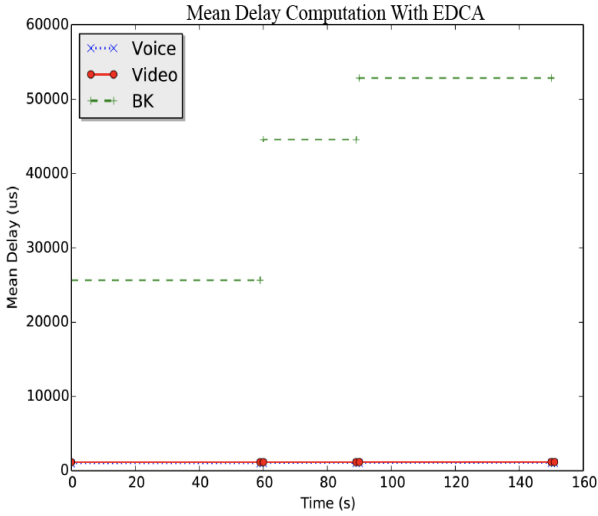
We run set of tests in which we want to evaluate the performance of the DCF and EDCA when the network is saturated with low priority BK flows. At the start point, there are 3 stations that send voice, video and BK traffics, respectively. The sending rate and packet size for voice and video traffics are specified in Table 1, and BK station sends as many packets as possible to pressurize the network. After 60 seconds, another station with BK traffic is added, and after 90 seconds we add 2 more stations with BK traffic. The whole test lasts for 150 seconds. The results shown in Figure 2 demonstrate that adding low priority traffic will not have great impact on performance of higher priority streams. This result matches the work done in the literature where it shows that when we keep the packet rate of a host under a limiting value, the host benefits from low delays with any control mechanism. Thus, the performance of hosts with low packet rate is not affected irrespective of the greedy behavior of other stations, and short packet rate can guarantee QoS for time-sensitive flows. We run the same test with EDCA and the results show that saturating the network by adding low priority flows cannot variate the delay for voice and video streams, and it remains almost stable during the test period.

## 5.4 Validation Of EDCA Parameters

In 802.11e each kind of traffic is directed to a specific queue which is assigned with different MAC layer parameters. In set of experiments we want to clarify the impression of TXOP and AIFS on mean delay under



**Figure 2: Average Delay for Different Types of Traffic With DCF Under Saturated Network**



**Figure 3: Average Delay for Different Types of Traffic With EDCA Under Saturated Network**

saturated network where each station has at least one packet to transmit. In scenario 1, there are 2 hosts contending to transmit their packets. One is sending video and the other is sending BK traffic, and each test lasts for 60 seconds.

The effect of TXOP is straightforward. When TXOP value becomes larger, the throughput for that station gets larger, while the mean delay will be decreased as it can send multiple data. On the other hand, the average

delay for other stations will be increased since they have to wait for a longer time to transmit their packets. Table 5 demonstrates the effect of TXOP on mean delay of video and BK flows.

A station needs to sense the channel idle for time interval of AIFS to be able to resume its backoff counter. When the medium becomes busy the MAC backoff counter halts, and it will be resumed when the channel is free for duration of AIFS. If AIFS is increased for a station, the transmission opportunities will be reduced, since it needs to wait for longer time for packet transmission. When the network is lightly loaded, the AIFS will have minor impact on the delay, but when the load increases, stations with larger AIFS, will be punished. Table 6 shows the effect of increasing AIFS on Video traffic delay under saturated network.

TXOP Period (us)	BK	Video
10	1.1	60
100	0.9	120
150	0.05	140

**Table 5: This figure illustrate that by increasing TXOP of video, the mean delay for this flow will be reduced, while this value for BK traffic will be increased.**

## 6 CONCLUSION

In this research, QoS limitations by DCF mechanism are discussed. We have demonstrated that EDCA supports service differentiation between different types of flow with respect to various parameters. We have shown CW values proposed by 802.11e amendment are not optimal when the number of clients is large. The evaluation of results also shows that limited packet sending rate guarantees low delays for traffics even in saturated case.

**Table 6: AIFS impact On Mean Delay of Video Traffic**

AIFS	Mean Delay (ms)
3	1.43
7	1.52
12	3.75
14	15.89

## REFERENCES

- [1] 1995. IEEE 802.11b: Wireless LAN Medium Access Control (MAC) and Physical Layer (PHY) Specifications. (1995).
- [2] 2003. Wireless medium access control (MAC) and physical layer (PHY) specifications:Medium access control (MAC) enhancements for quality of service (QoS). (2003).
- [3] 2004. IEEE P802.11E/D9.0 Draft Standard. (2004).
- [4] 2011. IEEE P802.11aa/D3.01 Draft Standard for Information Technology- Telecommunications and information exchange between systems-Local and metropolitan area networks-Specific requirements - Part 11: Wireless LAN Medium Access Control (MAC) and Physical Layer (PHY) Specifications - Amendment 3: MAC Enhancements for Robust Audio Video Streaming, IEEE Amendment 802.11aa. (2011).
- [5] Rashid Ali, Nurullah Shahin, Yousaf Bin Zikria, Byung-Seo Kim, and Sung Won Kim. 2018. Deep reinforcement learning paradigm for performance optimization of channel observation-based MAC protocols in dense WLANs. *IEEE Access* 7 (2018), 3500–3511.
- [6] Albert Banchs, Arturo Azcorra, Carlos García, and Rubén Cuevas. 2005. Applications and challenges of the 802.11 e EDCA mechanism: an experimental study. *IEEE network* 19, 4 (2005), 52–58.
- [7] Sunghyun Choi, Javier Del Prado, Stefan Mangold, and others. 2003. IEEE 802.11 e contention-based channel access (EDCF) performance evaluation. In *IEEE International Conference on Communications, 2003. ICC'03.*, Vol. 2. IEEE, 1151–1156.
- [8] Pierre Geurts, Ibtissam El Khayat, and Guy Leduc. 2004. A machine learning approach to improve congestion control over wireless computer networks. In *Fourth IEEE International Conference on Data Mining (ICDM'04)*. IEEE, 383–386.
- [9] Zhen-ning Kong, Danny HK Tsang, Brahim Bensou, and Deyun Gao. 2004. Performance analysis of IEEE 802.11 e contention-based channel access. *IEEE Journal on selected areas in communications* 22, 10 (2004), 2095–2106.
- [10] Wutipong Kumwilaisak, Yiwei Thomas Hou, Qian Zhang, Wenwu Zhu, C-CJ Kuo, and Ya-Qin Zhang. 2003. A cross-layer quality-of-service mapping architecture for video delivery in wireless networks. *IEEE Journal on selected areas in communications* 21, 10 (2003), 1685–1698.
- [11] Stefan Mangold, Sunghyun Choi, Peter May, Ole Klein, Guido Hiertz, and Lothar Stibor. 2002. IEEE 802.11 e Wireless LAN for Quality of Service. In *Proc. European Wireless*, Vol. 2. 32–39.
- [12] Anthony CH Ng, David Malone, and Douglas J Leith. 2005. Experimental evaluation of TCP performance and fairness in an 802.11 e test-bed. In *Proceedings of the 2005 ACM SIGCOMM workshop on Experimental approaches to wireless network design and analysis*. 17–22.
- [13] Qiang Ni. 2005. Performance analysis and enhancements for IEEE 802.11 e wireless networks. *IEEE network* 19, 4 (2005), 21–27.
- [14] Hannaneh Barahouei Pasandi. 2019. Towards A Machine Learning-Based Framework For Automated Design of Networking Protocols. In *2019 IEEE International Conference on Pervasive Computing and Communications Workshops (PerCom Workshops)*. IEEE, 433–434.
- [15] Hannaneh Barahouei Pasandi and Tamer Nadeem. 2019. Challenges and Limitations in Automating the Design of MAC Protocols Using Machine-Learning. In *2019 International Conference on Artificial Intelligence in Information and Communication (ICAIIIC)*. IEEE, 107–112.
- [16] Hannaneh Barahouei Pasandi and Tamer Nadeem. 2019. Poster: Towards Self-Managing and Self-Adaptive Framework for Automating MAC Protocol Design in Wireless Networks.. In *Proceedings of the 20th International Workshop on Mobile Computing Systems and Applications*. ACM, 171–171. <https://doi.org/10.1145/3301293.3309559>
- [17] Hannaneh Barahouei Pasandi and Tamer Nadeem. 2020. MAC Protocol Design Optimization Using Deep Learning. In *2020 International Conference on Artificial Intelligence in Information and Communication (ICAIIIC)*. IEEE.
- [18] Pascal Poupart, Zhitang Chen, Priyank Jaini, Fred Fung, Hengky Susanto, Yanhui Geng, Li Chen, Kai Chen, and Hao Jin. 2016. Online flow size prediction for improved network routing. In *2016 IEEE 24th International Conference on Network Protocols (ICNP)*. IEEE, 1–6.
- [19] Saurabh Sehrawat, Revoti Prasad Bora, and Dheeraj Harihar. 2006. Performance Analysis of QoS supported by Enhanced Distributed Channel Access(EDCA) mechanism in IEEE 802.11 e. In *IMECS*. 943–948.
- [20] Pablo Serrano, Albert Banchs, Paul Patras, and Arturo Azcorra. 2010. Optimal configuration of 802.11 e EDCA for real-time and data traffic. *IEEE Transactions on Vehicular Technology* 59, 5 (2010), 2511–2528.
- [21] Jitae Shin, Jin-Gyeong Kim, JongWon Kim, and C-C Jay Kuo. 2001. Dynamic QoS mapping control for streaming video in relative service differentiation networks. *European Transactions on Telecommunications* 12, 3 (2001), 217–229.