

Temperature-dependent magnetocrystalline anisotropy of rare earth/transition metal permanent magnets from first principles: the light RECo_5 ($\text{R}=\text{Y}, \text{La-Gd}$) intermetallics

Christopher E. Patrick* and Julie B. Staunton

Department of Physics, University of Warwick, Coventry CV4 7AL, United Kingdom

(Dated: February 27, 2022)

Computational design of more efficient rare earth/transition metal (RE-TM) permanent magnets requires accurately calculating the magnetocrystalline anisotropy (MCA) at finite temperature, since this property places an upper bound on the coercivity. Here, we present a first-principles methodology to calculate the MCA of RE-TM magnets which fully accounts for the effects of temperature on the underlying electrons. The itinerant electron TM magnetism is described within the disordered local moment picture, and the localized RE-4*f* magnetism is described within crystal field theory. We use our model, which is free of adjustable parameters, to calculate the MCA of the RECo_5 ($\text{RE} = \text{Y}, \text{La-Gd}$) magnet family for temperatures 0–600 K. We correctly find a huge uniaxial anisotropy for SmCo_5 (21.3 MJm^{-3} at 300 K) and two finite temperature spin reorientation transitions for NdCo_5 . The calculations also demonstrate dramatic valency effects in CeCo_5 and PrCo_5 . Our calculations provide quantitative, first-principles insight into several decades of RE-TM experimental studies.

The excellent properties of rare earth/transition metal (RE-TM) permanent magnets have facilitated a number of technological revolutions in the last 50 years. Now, the urgent need for a low carbon, low emission economy is driving a global research effort dedicated to improving RE-TM performance for more efficient deployment in the drive motors of hybrid and electric vehicles [1]. RE-TM magnets combine the large volume magnetization and high Curie temperature of the elemental TM magnets Fe or Co with the potentially huge magnetocrystalline anisotropy (MCA) of the REs [2]. The REs consist of Sc, Y and the lanthanides La–Lu, but it is Y and the light lanthanides, i.e. those with smaller atomic masses than Gd, which are most attractive for applications due to their lower criticality [3]. Nd and Sm stand out thanks to the highly successful Nd-Fe-B and Sm-Co magnets [4–7], but Ce has the attraction of having a low cost and high abundance compared to the other REs [8].

Traditionally, RE-TM magnet research has been driven by experiments. First-principles computational modelling can uncover fundamental physical principles and provide new directions for RE-TM magnet design [9, 10], but faces two challenges. First, RE-TM magnetism originates from both itinerant electrons and more localized lanthanide 4*f* electrons [11]. Although the local spin-density approximation to density-functional theory [12] (DFT) satisfactorily describes the itinerant electrons, the 4*f* electrons require specialist techniques like dynamical mean field theory [13, 14], the local self-interaction correction (LSIC) [15], the open-core approximation [16–18], or Hubbard +*U* models [19, 20]. Second, DFT calculations are most easily performed at zero temperature, but under actual operating conditions the RE-TM magnetic moments are subject to a considerable level of thermal disorder [21]. The disordered local moment (DLM) picture accounts for this disorder within DFT [21] and, combined with the LSIC has been used successfully to calculate magnetizations, Curie temperatures and phase dia-

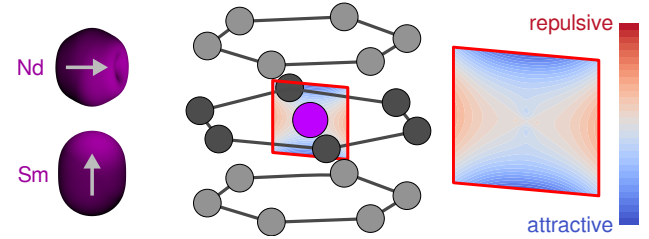


FIG. 1. Preferred orientation of RE-4*f* charge clouds (with magnetic moments indicated by arrows) for Nd and Sm in the RECo_5 crystal field, shown on the contour plot. The Co and RE atoms are shaded in grey and purple, respectively. Repulsive (attractive) corresponds to high (low) potential energy.

grams of itinerant electron and RE-based magnets [22–24]. DFT-DLM studies of the MCA have also been performed on itinerant electron and Gd-based magnets [25–27], but it is important to realise that these materials are special cases, where there is no contribution to the MCA from 4*f* electrons interacting with their local environment (the crystal field). A first-principles, finite temperature theory which accounts for these crystal field effects (and is therefore applicable to general RE-TM magnets like Nd-Fe-B or Sm-Co) has, up to now, proven elusive.

In this Rapid Communication, we rectify this situation and demonstrate a first-principles theory of the MCA of RE-TM magnets including the crystal field interaction. Fundamentally, the theory takes a model originally developed by experimentalists, and obtains all of the quantities required by the model from DFT-based calculations. We demonstrate the theory on the RECo_5 family of magnets, ($\text{RE} = \text{Y}, \text{La}, \text{Ce}, \text{Pr}, \text{Nd}, \text{Sm}$ and Gd). The RECo_5 phase, shown in Fig. 1, is important due to its presence in SmCo_5 and in the cell-boundary phase of commercial $\text{Sm}_2\text{Co}_{17}$ [7, 28, 29]. We calculate anisotropy constants and spin reorientation transition temperatures to analyse experimental data obtained 40 years ago [30, 31].

The model partitions the RE-TM magnet into an itinerant electron subsystem (originating from the TM, and RE valence electrons), and a subsystem of strongly-localized RE-4*f* electrons [32]. Critically, the RE ions tend to adopt a 3+ state with a common s^2d valence structure [33]. As a consequence, for each RE-TM magnet class the itinerant electron subsystem is essentially independent of the specific RE [32], so its properties can be obtained for the most computationally convenient prototype (e.g. RE = Y or Gd). The itinerant electrons drive the overall magnetic order, primarily determining the Curie temperature T_C ; for example, T_C differs by only 20 K in $\text{Y}_2\text{Fe}_{14}\text{B}$ and $\text{Nd}_2\text{Fe}_{14}\text{B}$ [34]. The itinerant electrons also drive the RE-4*f* magnetic ordering through an antiferromagnetic exchange interaction [35], with an exchange field of a few hundred Tesla at cryogenic temperatures [36]. RE-RE interactions are relatively weak [37].

The RE-4*f* subsystem contributes to the magnetic moment and can have a small effect on T_C [24], but its most important contribution is to the MCA, which in turn provides an intrinsic mechanism for coercivity [38]. The origin of the potentially huge MCA of RE-TM magnets is illustrated in Fig. 1. The itinerant electrons and surrounding ions set up a (primarily) electrostatic potential with the symmetry of the RE site [32], known as the crystal field (CF). The CF calculated for RECo_5 is shown as a contour plot in Fig. 1, with electrons attracted to the blue regions and repelled by the red. Meanwhile the unfilled RE-4*f* shells form non-spherically-symmetric charge clouds coupled to the magnetic moment direction through a strong spin-orbit interaction [32]. The charge clouds are elongated either parallel or perpendicular to the moment direction depending on Hund's rules, with the opposing examples of Sm and Nd shown in Fig. 1. Placed in the RECo_5 CF, the charge clouds will preferentially orientate with their elongated part lying in the attractive region, generating the MCA [39]. A secondary contribution to the MCA is provided by the itinerant electrons, with YCo_5 (which has no RE-4*f* electrons) having a MCA energy of 5 MJm^{-3} at room temperature [30], ten times larger than hexagonal Co [40].

The above ideas are formulated mathematically by introducing a Hamiltonian for the RE-4*f* electrons $\hat{\mathcal{H}}$ [41]:

$$\hat{\mathcal{H}} = \lambda \hat{\mathbf{L}} \cdot \hat{\mathbf{S}} + \mu_B \mu_B (\hat{\mathbf{L}} + 2\hat{\mathbf{S}}) \cdot \mathbf{H} + 2\mu_B \hat{\mathbf{S}} \cdot \mathbf{B}_{\text{exch}} + \sum_i V(\mathbf{r}_i). \quad (1)$$

Here, $\hat{\mathbf{L}}$ and $\hat{\mathbf{S}}$ are the orbital and spin angular momentum operators, where for each RE^{3+} ion L and S are fixed by Hund's rules. λ quantifies the spin-orbit interaction, and μ_B is the Bohr magneton. \mathbf{H} is an external magnetic field, and \mathbf{B}_{exch} is the exchange field originating from the itinerant electrons. $V(\mathbf{r}_i)$ is the crystal field potential, where i labels each 4*f* electron. The Hamiltonian in Eq. 1 acts upon the RE-4*f* wavefunction which can be expressed schematically as a radial part multi-

plied by the angular part $|J, L, S, M_J\rangle$, where the quantities within the ket are standard quantum numbers [32]. Equation 1 is diagonalized within the manifold of states $|J, L, S, M_J = J, J-1, J-2, \dots, -|J|\rangle$. We consider the ground $J = |L-S|$ multiplet, along with the first excited multiplet $J = |L-S|+1$ for Pr and Nd, and also the next excited multiplet $J = |L-S|+2$ for Sm. Angular parts of the matrix elements of the CF term in Eq. 1 are calculated by decomposing the states into $|L, S, M_L, M_S\rangle$ form, and then using the operator form of the potential [42], which introduces Clebsch-Gordan coefficients and l -dependent (Stevens) prefactors [32, 43]. The radial parts are incorporated into the CF coefficients B_{lm} [33], described in more detail below. For a given temperature T , we use the eigenvalue spectrum of $\hat{\mathcal{H}}$ to construct the partition function Z_{RE} and the RE-4*f* free energy contribution $F_{\text{RE}}(T, \mathbf{B}_{\text{exch}}, \mathbf{H}) = -k_B T \ln Z_{\text{RE}}$.

The quantities forming the itinerant contribution to the free energy F_{itin} are determined from DFT-DLM calculations. F_{itin} depends on the Co magnetization \mathbf{M}_{Co} :

$$F_{\text{itin}}(T, \hat{\mathbf{M}}_{\text{Co}}, \mathbf{H}) = K_1 \sin^2 \theta + K_2 \sin^4 \theta - \mu_0 M_{\text{Co}}^0 (1 - p \sin^2 \theta) \hat{\mathbf{M}}_{\text{Co}} \cdot \mathbf{H} \quad (2)$$

where K_1 and K_2 quantify the itinerant electron contribution to the anisotropy, and $\cos \theta = \hat{\mathbf{M}}_{\text{Co}} \cdot \hat{\mathbf{z}}$, with $\hat{\mathbf{z}}$ pointing along the c axis. p quantifies the magnetization anisotropy, which in the RECo_5 compounds can cause the Co magnetization to reduce by a few percent from its maximum value M_{Co}^0 [44]. F_{itin} depends on temperature through the quantities K_1 , K_2 , M_{Co}^0 and p .

The two subsystems are coupled together by noting that $\hat{\mathbf{M}}_{\text{Co}} = -\hat{\mathbf{B}}_{\text{exch}}$, i.e. the exchange field felt by the RE-4*f* electrons points antiparallel to the Co magnetization [16]. The equilibrium direction of \mathbf{M}_{Co} (equivalently, of \mathbf{B}_{exch}) minimizes the sum of F_{itin} and F_{RE} . The RE magnetization is obtained as $\mathbf{M}_{\text{RE}} = -\mu_B \langle \hat{\mathbf{L}} + 2\hat{\mathbf{S}} \rangle_T$, with $\langle \rangle_T$ denoting the thermal average over the eigenvalue spectrum of Eq. 1 at the equilibrium value of \mathbf{B}_{exch} , and the total magnetization is $\mathbf{M}_{\text{Tot}} = \mathbf{M}_{\text{RE}} + \mathbf{M}_{\text{Co}}$. The magnetization measured along the field direction M is $\mathbf{M}_{\text{Tot}} \cdot \hat{\mathbf{H}}$, whilst the easy direction of magnetization α is obtained as $\cos^{-1}(\hat{\mathbf{M}}_{\text{Tot}} \cdot \hat{\mathbf{z}})$ in zero external field.

\mathbf{B}_{exch} , K_1 , K_2 , M_{Co}^0 and p are obtained using the FPMVB procedure developed to calculate *First-Principles Magnetization Vs B-field* curves for GdCo_5 [27]. FPMVB fits DFT-DLM torque calculations [45] for different magnetic configurations to extract the desired quantities [27, 46]. For all $\text{RE}^{3+}\text{Co}_5$ compounds considered here, we exploit the isovalence of the RE^{3+} ions and substitute the RE with Gd in the FPMVB calculations. This step ensures no erroneous double counting of the CF contribution which is already accounted for by F_{RE} , but still captures the coupling between TM-3*d* and RE-5*d* valence states. We do however use the (experimental) lattice parameters appropriate for each RE [47, 48].

K_1 , K_2 , M_{Co}^0 and p were fitted to calculations where θ was varied between 0–90° in 10° intervals. \mathbf{B}_{exch} was obtained by fitting the torque induced by introducing a 1° canting between the Gd and Co sublattices to a free energy of the form $-\mathbf{B}_{\text{exch}} \cdot \mathbf{M}_{\text{Gd,s}}$ where $\mathbf{M}_{\text{Gd,s}}$ is the spin moment of Gd including thermal disorder, i.e. the local spin moment weighted by the Gd order parameter [46]. For itinerant CeCo_5 and PrCo_5 (see below), the quantities in Eq. 2 were obtained directly from DFT-DLM calculations on these compounds. The calculations used the atomic sphere approximation, angular momentum expansions with maximum $l = 3$, and an adaptive reciprocal space sampling to ensure high precision [49]. Exchange and correlation were modelled within the local spin-density approximation (LSDA) [50], with an orbital polarization correction applied to the Co- d electrons [51] and the LSIC applied to Gd. The calculated quantities are given as Supplemental Material [52].

We calculate the RECo_5 CF coefficients using an yttrium-analogue model [33]. The basic premise here is that due to the isovalence of RE^{3+} ions, the $\text{RE}^{3+}\text{Co}_5$ CF potential (which originates from the valence electronic structure) can be substituted with that of Y^{3+}Co_5 . This step ensures no double-counting of RE- $4f$ electrons, and allows the use of projector-augmented wave-based DFT calculations to calculate the CF potential to high accuracy without needing special methods to treat the $4f$ electrons [33]. The CF potential is combined with the radial RE- $4f$ wavefunctions obtained in LSIC calculations. At the RE site (symmetry D_{6h}) there are four independent components of the CF potential which affect the $4f$ anisotropy, with $(l, m) = (2, 0)$, $(4, 0)$, $(6, 0)$ and $(6, 6)$ [= $(-6, -6)$]. The calculated CF coefficients are given as Supplemental Material [52]. We note that this method implicitly neglects any temperature dependence of the CF coefficients themselves, and future work must evaluate the effects of finite temperature, e.g. due to charge fluctuations or lattice expansion [47]. The calculations were performed using the GPAW code [53] within the LSDA. A plane wave basis set with a kinetic energy cutoff of 1200 eV was used, and reciprocal space sampling performed on a $20 \times 20 \times 20$ grid. The spin-orbit parameter λ was calculated using the RE-centred spherical potential $V_0(r)$ from the LSIC calculation as $\lambda = \int dr r^2 n_{4f}^0(r) \zeta(r) / (2S)$ [54], where the normalized spherically-symmetric $4f$ density $n_{4f}^0(r)$ was also obtained from the LSIC calculation [33] and $\zeta(r) = \frac{\hbar^2}{2m^2 c^2} \frac{1}{r} \frac{\partial V_0}{\partial r}$. The calculated values of λ are 1205, 703, 540 and 417 K for Ce, Pr, Nd and Sm respectively. These λ values yield anisotropy constants indistinguishable from those calculated using experimental λ values extracted from spectroscopic measurements [41, 54].

We now demonstrate the theory by calculating experimentally-measurable quantities. Figure 2 (left panel) reproduces anisotropy constants measured by Er-

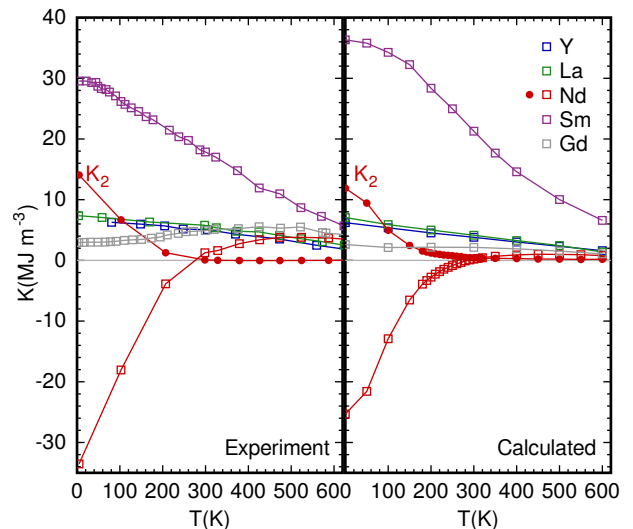


FIG. 2. Experimental anisotropy constants κ_1 (and κ_2 for NdCo_5) [30] of RECo_5 , compared to the current calculations.

molenko in 1976 [30] for YCo_5 , LaCo_5 , NdCo_5 , SmCo_5 and GdCo_5 . They were extracted using the Sucksmith-Thompson (ST) method [40], which is based on the expression for the dependence of the free energy of a uniaxial ferromagnet on the magnetization direction Θ :

$$F_{\text{FM}}(\Theta) = \kappa_1 \sin^2 \Theta + \kappa_2 \sin^4 \Theta + \mathcal{O}(\sin^6 \Theta) \quad (3)$$

As explained in detail in the Supplemental Material [52], measuring the magnetization along the hard direction and plotting the data as an Arrott plot (H/M vs. M^2) [55] allows κ_1 and κ_2 to be extracted from the gradient and intercept. Equation 3 and the ST method strictly apply to ferromagnets, but the same technical procedure can be applied to RE-TM *ferrimagnets* too [27]. However, the fact that the external field can induce a canting between the RE and TM moments means that the extracted anisotropy constants for the ferrimagnet are effective ones, which measure both the anisotropy of the individual sublattices and the strength of the exchange interaction keeping the spin moments antialigned [27, 46].

The experimental data in Fig. 2 demonstrates the diversity in κ among RECo_5 . The behavior of YCo_5 and LaCo_5 , where the RE is nonmagnetic, is rather similar. Both compounds display uniaxial anisotropy associated with the itinerant electron subsystem. GdCo_5 is still uniaxial, but is softer than YCo_5 and LaCo_5 . Since the filled Gd- $4f$ subshell makes no CF contribution to the anisotropy, this reduction in κ_1 is due to the field-induced canting of the Gd and Co magnetic moments [27]. SmCo_5 stands out for having the largest uniaxial anisotropy over the entire temperature range, with a room temperature value of 17.9 MJm^{-3} [30]. NdCo_5 has a negative κ_1 at low temperatures which switches to positive at approximately 280 K, and also has a non-negligible κ_2 , at vari-

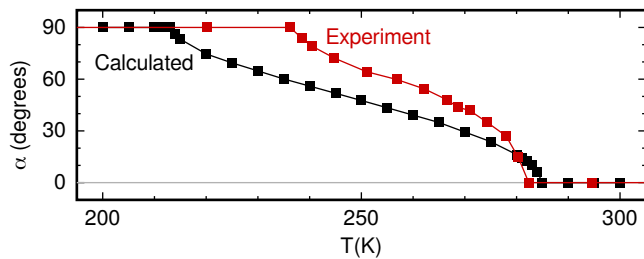


FIG. 3. Evolution of the easy magnetization direction α in NdCo_5 , as reported experimentally [31] and calculated here.

ance with the other compounds. As discussed below, this variation results in NdCo_5 undergoing spin reorientation transitions from planar \rightarrow cone \rightarrow uniaxial anisotropy [31].

The right panel of Fig. 2 is the main result of this work, showing the anisotropy constants obtained entirely from first principles. We calculated hard axis magnetization curves, and then performed the ST analysis on the data to extract κ_1 and κ_2 , in exact correspondence with the experimental procedure [52]. The calculations reproduce all of the experimentally-observed behavior. SmCo_5 and NdCo_5 have strong uniaxial and planar anisotropy at zero temperature, respectively. NdCo_5 has a non-negligible κ_2 and a value of κ_1 which changes sign between 280–290 K. YCo_5 and LaCo_5 have uniaxial anisotropy, with LaCo_5 slightly stronger. GdCo_5 also has uniaxial anisotropy but is softer, and has a complicated temperature dependence.

Comparing in more detail, we find agreement between experimental and calculated κ values to within a few MJm^{-3} for all but the lowest temperatures, where the classical statistical mechanics of DFT-DLM calculations leads to inaccuracies [37], and high temperatures, where experimentally the compounds might undergo decomposition [27]. We calculate κ_1 at room temperature for SmCo_5 to be 21.3 MJm^{-3} (experiment 17.9 MJm^{-3}). Even at zero temperature the value of 36.3 MJm^{-3} shows improved agreement with experiment (29.5 MJm^{-3}) compared to open core (19.7 MJm^{-3}) [17] or Hubbard+ U calculations (40.5 MJm^{-3}) [20].

The calculations also reproduce more subtle features, for instance the slightly enhanced anisotropy (by less than 1 MJm^{-3}) of LaCo_5 over YCo_5 . The least good agreement is for GdCo_5 , especially at higher temperatures; however, more recent measurements of κ_1 found different behavior at elevated temperatures [27, 30]. At lower temperatures, we note that the present calculations do not include the magnetostatic dipole-dipole contribution to the MCA, or the Gd- $5d$ contribution to the itinerant electron anisotropy, which we previously calculated to be 24% the size of the Co contribution [27]. We conclude that omitting the magnetostatic and RE- d contribution to the anisotropy is reasonable for nonmagnetic REs or those with unfilled $4f$ shells (whose RE- $4f$ anisotropy is much larger), but is less suitable for Gd-based magnets.

Unlike the other materials in Fig. 2, the easy direction of magnetization of NdCo_5 lies in the ab plane at low temperature, with polar angle $\alpha = 90^\circ$. The anisotropy within the ab plane is determined by the $B_{6\pm6}$ CF coefficients. Both our calculations and experiments find the easy direction to be the a axis, which points from the RE to between its nearest neighbour Co atoms [56]. Experimentally, as T is increased from zero to past approximately 240 K, a spin reorientation transition (SRT) occurs and the magnetization begins to rotate towards the c -axis, i.e. planar \rightarrow cone anisotropy. This rotation continues (decreasing α) until approximately 280 K, when a second SRT (cone \rightarrow uniaxial) occurs. Further increasing T sees α remaining at 0° up to T_C . The presence of the SRTs close to room temperature led to the proposal that NdCo_5 may be a candidate material for magnetic refrigeration [57]. The evolution of α as measured experimentally in Ref. 31 is shown in Fig. 3.

The calculated variation of α with temperature is also shown in Fig. 3. We see that the agreement with experiment is remarkably good, with calculated SRT temperatures of $T_{\text{SRT1}} = 214 \text{ K}$ (plane \rightarrow cone) and $T_{\text{SRT2}} = 285 \text{ K}$ (cone \rightarrow uniaxial). There is also good agreement between calculated and experimental κ values, especially in the SRT region. Indeed, the SRTs are intimately linked to the temperature dependence of κ_1 and κ_2 , with the plane-cone SRT occurring when $\kappa_1 = -2\kappa_2$ and the cone-axis SRT occurring when κ_1 crosses zero [58, 59].

The calculations provide the underlying physical explanation of the SRTs, which result from a competition between the uniaxial anisotropy of the itinerant electrons and a preference for the oblate Nd^{3+} charge cloud to have its axis lying in the ab plane (Fig. 1). As the temperature increases, the Nd moments disorder more quickly than the Co, due to the relative weakness of the RE-TM exchange field \mathbf{B}_{exch} compared to the exchange interaction between itinerant moments [24]. As a result, the negative contribution to κ_1 from Nd reduces quickly with temperature, leaving the positive uniaxial contribution from the itinerant electrons. Obtaining realistic SRT temperatures therefore requires accounting for the itinerant electron anisotropy, the crystal field potential and the exchange field at a comparable level of accuracy.

We finally consider CeCo_5 and PrCo_5 . Ce has a well-known tendency to undergo transitions between trivalent and tetravalent valence states, as seen for instance in the α - γ transition [60, 61]. The LSIC describes strongly-correlated RE- $4f$ electrons, with them forming a narrow band several eV below the Fermi level [24]. Without the LSIC, the $4f$ electrons are less correlated and more itinerant, appearing as wider bands close to the Fermi level. The LSIC finds a lower-energy ground state if the enhanced correlation offsets the energy penalty associated with the stronger localization [15, 24]. Of the RECo_5 compounds, the LSIC predicts a higher energy ground state only for CeCo_5 , implying that the Ce- $4f$ electron

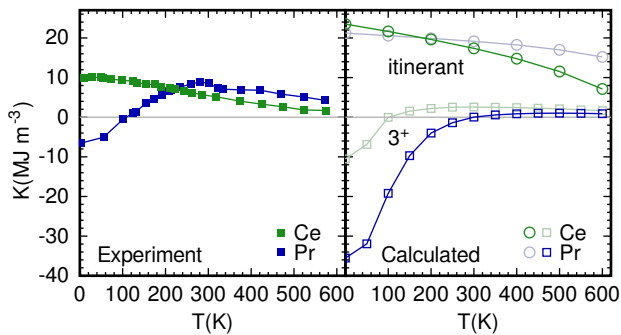


FIG. 4. Comparison of experimental and calculated anisotropy constants for CeCo_5 and PrCo_5 . Values are shown for both itinerant and localized (RE in $3+$ state) $4f$ electrons, with the ground state predicted by the LSIC calculations shown in the darker color.

is not strongly localized.

Practically, we model compounds with more itinerant (weakly correlated) RE- $4f$ electrons by performing non-LSIC DFT-DLM calculations on RECo_5 , with only F_{itin} contributing to the free energy. The values of κ_1 calculated in this way for CeCo_5 and PrCo_5 are labelled “itinerant” in Fig. 4. We also show κ_1 values labelled “ $3+$ ”, calculated for strongly localized RE- $4f$ electrons using the same method as in Fig. 2. The Ce and Pr moments are held collinear to the Co moments in the itinerant calculations [52].

Figure 4 shows a dramatic difference in the anisotropy constants calculated for the different RE- $4f$ valences. $\text{Pr}^{3+}\text{Co}_5$ has an ab plane anisotropy at low temperature, which is stronger than NdCo_5 . This behavior is in fact expected; the leading crystal field contribution to the MCA scales as $J(J - \frac{1}{2})\alpha_J$ (α_J being the Stevens factor), and this quantity is larger for Pr than Nd [32]. The calculated plane→cone and cone→uniaxial SRTs occur at 235 K and 297 K respectively, which are higher temperatures than those calculated for NdCo_5 . $\text{Ce}^{3+}\text{Co}_5$ meanwhile is calculated to have cone anisotropy at zero temperature, with $\alpha = 80^\circ$. A cone→axis SRT occurs at 100 K, after which the compound has uniaxial anisotropy. The presence of only one SRT shows that Ce^{3+} has a weaker planar anisotropy than Pr^{3+} or Nd^{3+} . This weaker anisotropy is due to CeCo_5 having a reduced B_{20} CF coefficient, which correlates with a contracted a lattice parameter [52].

If instead the RE- $4f$ electrons are treated as itinerant, both CeCo_5 and PrCo_5 are found to have strong uniaxial anisotropy. At low temperatures CeCo_5 has the higher value of κ_1 , (23.5 MJm^{-3} at 0 K), while above 200 K, κ_1 of PrCo_5 is larger. The κ_1 values exceed those calculated for YCo_5 and LaCo_5 , showing that delocalizing the RE- $4f$ electrons boosts the uniaxial anisotropy.

The experimental anisotropy constants from Ref. 30 are also shown in Fig. 4. The experiments support the picture obtained from the total energy calculations,

that the Ce- $4f$ and Pr- $4f$ electrons are more itinerant/localized (weakly/strongly correlated) respectively. CeCo_5 has uniaxial anisotropy across the entire temperature range. For PrCo_5 , although κ_1 is negative at low temperature, its magnitude is smaller than that measured for NdCo_5 (-6.5 MJm^{-3} vs. -33.5 MJm^{-3} at 4 K). As a result, at low temperature the easy magnetization direction of PrCo_5 does not lie in the ab plane, but rather in a cone with $\alpha = 23^\circ$ [62]. Increasing the temperature decreases α , and a cone-axis SRT occurs at 105 K [62]. Therefore, although the Pr ions do favour ab -plane anisotropy, their contribution is weaker than from the Nd ions in NdCo_5 , at variance with the CF picture. Overall, in CeCo_5 (PrCo_5) experiments find a smaller uniaxial (planar) contribution from Ce (Pr^{3+}). As a result, the calculated uniaxial anisotropy of CeCo_5 is larger than found experimentally, while the plane→cone SRT of PrCo_5 at 235 K is missing from experiments.

The anomalous behavior of PrCo_5 in the context of CF theory was identified in Ref. [63], where it was proposed that in PrCo_5 , Pr assumes a mixed valence state, e.g. $\text{Pr}^{3.5+}$, whose properties lie between Pr and Ce. The calculations shown in Fig. 4 support this view, if we make the reasonable assumption that the anisotropic properties of the mixed valence state are bounded by those of the strongly localized and more itinerant (strongly and weakly correlated) Pr- $4f$ electrons. In a similar way, the experimentally-observed reduction in CeCo_5 uniaxial anisotropy compared to the calculations could be explained if the Ce- $4f$ electron was more localized (correlated) than predicted by the “itinerant” calculations. From Fig. 4, such an electron would be expected to have a reduced contribution to the uniaxial anisotropy. Within this picture, encouraging the itinerancy of the Ce- $4f$ electron through e.g. chemical pressure, would boost the uniaxial anisotropy of CeCo_5 .

Apart from highlighting the $4f$ -electron physics of Ce and Pr, our calculations serve as a reminder of the remarkable properties of SmCo_5 . As well as its huge zero temperature uniaxial anisotropy, the large spin moment of Sm strengthens its coupling to the exchange field, so that the Sm moments stay ordered up to higher temperatures. Furthermore, mixing of the higher- J multiplets also boosts the anisotropy [64]. As a result, as shown in Fig. 2, the κ_1 value of SmCo_5 remains larger than that of YCo_5 and LaCo_5 (where the RE is nonmagnetic), even at 600 K. Previously we have shown that the electronic structure of SmCo_5 close to the Fermi level also gives it the highest T_C of the RECo_5 compounds [24].

In summary, we have demonstrated a framework to calculate the finite-temperature MCA of RE-TM magnets. Combined with the previously established DFT-DLM method which provides finite-temperature magnetization and T_C [24], we have a full framework to calculate the intrinsic properties of RE-TM magnets which requires no experimental input beyond the crystal struc-

ture. The validation of our method on the RECo_5 magnet class opens the door to tackling other RE-TM magnets, like Nd-Fe-B , REFe_{12} and $\text{Sm}_2\text{Co}_{17}$. The good performance of the calculations for SmCo_5 will allow us to propose strategies to improve this magnet, e.g. through modification of the CF potential and/or exchange field through TM doping or application of pressure. More generally, our work realizes the proposal made two decades ago in Ref. [65], which suggested that rather than trying to compare first-principles CF coefficients to experiment (themselves obtained by fitting), the comparison should instead be made for anisotropy constants.

The present work forms part of the PRETAMAG project, funded by the UK Engineering and Physical Sciences Research Council, Grant No. EP/M028941/1. We thank H. Akai and M. Matsumoto for useful discussions.

* c.patrick.1@warwick.ac.uk

- [1] H. Nakamura, The current and future status of rare earth permanent magnets, *Scr. Mater.* **154**, 273 (2018).
- [2] J. M. D. Coey, Hard Magnetic Materials: A Perspective, *IEEE Trans. Magn.* **47**, 4671 (2011).
- [3] O. Gutfleisch, M. A. Willard, E. Brück, C. H. Chen, S. G. Sankar, and J. P. Liu, Magnetic Materials and Devices for the 21st Century: Stronger, Lighter, and More Energy Efficient, *Adv. Mater.* **23**, 821 (2011).
- [4] M. Sagawa, S. Fujimura, N. Togawa, H. Yamamoto, and Y. Matsuura, New material for permanent magnets on a base of Nd and Fe (invited), *J. Appl. Phys.* **55**, 2083 (1984).
- [5] J. J. Croat, J. F. Herbst, R. W. Lee, and F. E. Pinkerton, Pr-Fe and Nd-Fe-based materials: A new class of high-performance permanent magnets (invited), *J. Appl. Phys.* **55**, 2078 (1984).
- [6] K. Strnat, The hard-magnetic properties of rare earth-transition metal alloys, *IEEE Trans. Magn.* **8**, 511 (1972).
- [7] K. Strnat, G. Hoffer, J. Olson, W. Ostertag, and J. J. Becker, A family of new cobaltbase permanent magnet materials, *J. Appl. Phys.* **38**, 1001 (1967).
- [8] A. K. Pathak, M. Khan, K. A. Gschneidner Jr., R. W. McCallum, L. Zhou, K. Sun, K. W. Dennis, C. Zhou, F. E. Pinkerton, M. J. Kramer, and V. K. Pecharsky, Cerium: An Unlikely Replacement of Dysprosium in High Performance NdFeB Permanent Magnets, *Adv. Mater.* **27**, 2663 (2015).
- [9] O. Y. Vekilova, B. Fayyazi, K. P. Skokov, O. Gutfleisch, C. Echevarria-Bonet, J. M. Barandiarán, A. Kovacs, J. Fischbacher, T. Schrefl, O. Eriksson, and H. C. Herper, Tuning the magnetocrystalline anisotropy of Fe_3Sn by alloying, *Phys. Rev. B* **99**, 024421 (2019).
- [10] Y. Tatetsu, Y. Harashima, T. Miyake, and Y. Gohda, Role of typical elements in $\text{Nd}_2\text{Fe}_{14}\text{X}$ ($\text{X}=\text{B}, \text{C}, \text{N}, \text{O}, \text{F}$), *Phys. Rev. Mater.* **2**, 074410 (2018).
- [11] J. P. Perdew and A. Zunger, Self-interaction correction to density-functional approximations for many-electron systems, *Phys. Rev. B* **23**, 5048 (1981).
- [12] W. Kohn and L. J. Sham, Self-consistent equations including exchange and correlation effects, *Phys. Rev.* **140**, A1133 (1965).
- [13] I. L. M. Loch, Y. O. Kvashnin, D. C. M. Rodrigues, M. Pereiro, A. Bergman, L. Bergqvist, A. I. Lichtenstein, M. I. Katsnelson, A. Delin, A. B. Klautau, B. Johansson, I. Di Marco, and O. Eriksson, Standard model of the rare earths analyzed from the Hubbard I approximation, *Phys. Rev. B* **94**, 085137 (2016).
- [14] P. Delange, S. Biermann, T. Miyake, and L. Pourovskii, Crystal-field splittings in rare-earth-based hard magnets: An ab initio approach, *Phys. Rev. B* **96**, 155132 (2017).
- [15] M. Lüders, A. Ernst, M. Däne, Z. Szotek, A. Svane, D. Ködderitzsch, W. Hergert, B. L. Györfy, and W. M. Temmerman, Self-interaction correction in multiple scattering theory, *Phys. Rev. B* **71**, 205109 (2005).
- [16] M. S. S. Brooks, L. Nordstrom, and B. Johansson, $3d$ - $5d$ band magnetism in rare earth-transition metal intermetallics: total and partial magnetic moments of the RFe_2 ($\text{R}=\text{Gd-Yb}$) Laves phase compounds, *J. Phys.: Condens. Matter* **3**, 2357 (1991).
- [17] P. Söderlind, A. Landa, I. L. M. Loch, D. Åberg, Y. Kvashnin, M. Pereiro, M. Däne, P. E. A. Turchi, V. P. Antropov, and O. Eriksson, Prediction of the new efficient permanent magnet SmCoNiFe_3 , *Phys. Rev. B* **96**, 100404 (2017).
- [18] T. Fukazawa, H. Akai, Y. Harashima, and T. Miyake, First-principles study of intersite magnetic couplings in NdFe_{12} and NdFe_{12}X ($\text{X} = \text{B}, \text{C}, \text{N}, \text{O}, \text{F}$), *J. Appl. Phys.* **122**, 053901 (2017).
- [19] O. Waller, P. Piekarczyk, A. Bosak, P. T. Jochym, S. Ibrahimkuty, A. Seiler, M. Krisch, T. Baumbach, K. Parlinski, and S. Stankov, Lattice dynamics of neodymium: Influence of $4f$ electron correlations, *Phys. Rev. B* **94**, 014303 (2016).
- [20] P. Larson, I. I. Mazin, and D. A. Papaconstantopoulos, Effects of doping on the magnetic anisotropy energy in $\text{SmCo}_{5-x}\text{Fe}_x$ and $\text{YCo}_{5-x}\text{Fe}_x$, *Phys. Rev. B* **69**, 134408 (2004).
- [21] B. L. Györfy, A. J. Pindor, J. Staunton, G. M. Stocks, and H. Winter, A first-principles theory of ferromagnetic phase transitions in metals, *J. Phys. F: Met. Phys.* **15**, 1337 (1985).
- [22] I. D. Hughes, M. Daane, A. Ernst, W. Hergert, M. Lüders, J. Poulter, J. B. Staunton, A. Svane, Z. Szotek, and W. M. Temmerman, Lanthanide contraction and magnetism in the heavy rare earth elements, *Nature* **446**, 650 (2007).
- [23] E. Mendive-Tapia and J. B. Staunton, Theory of magnetic ordering in the heavy rare earths: Ab initio electronic origin of pair- and four-spin interactions, *Phys. Rev. Lett.* **118**, 197202 (2017).
- [24] C. E. Patrick and J. B. Staunton, Rare-earth/transition-metal magnets at finite temperature: Self-interaction-corrected relativistic density functional theory in the disordered local moment picture, *Phys. Rev. B* **97**, 224415 (2018).
- [25] J. B. Staunton, S. Ostanin, S. S. A. Razee, B. L. Györfy, L. Szunyogh, B. Ginatempo, and E. Bruno, Temperature dependent magnetic anisotropy in metallic magnets from an *Ab Initio* electronic structure theory: $L1_0$ -ordered FePt , *Phys. Rev. Lett.* **93**, 257204 (2004).
- [26] M. Matsumoto, R. Banerjee, and J. B. Staunton, Improvement of magnetic hardness at finite temperatures: *Ab initio* disordered local-moment approach for YCo_5 , *Phys. Rev. B* **90**, 054421 (2014).

- [27] C. E. Patrick, S. Kumar, G. Balakrishnan, R. S. Edwards, M. R. Lees, L. Petit, and J. B. Staunton, Calculating the magnetic anisotropy of rare-earth—transition-metal ferrimagnets, *Phys. Rev. Lett.* **120**, 097202 (2018).
- [28] J. H. Wernick and S. Geller, Transition element—rare earth compounds with Cu_5Ca structure, *Acta Crystallogr.* **12**, 662 (1959).
- [29] K. Kumar, RETM_5 and $\text{RE}_2\text{TM}_{17}$ permanent magnets development, *J. Appl. Phys.* **63**, R13 (1988).
- [30] A. Ermolenko, Magnetocrystalline anisotropy of rare earth intermetallics, *IEEE Trans. Magn.* **12**, 992 (1976).
- [31] H. Klein, A. Menth, and R. Perkins, Magnetocrystalline anisotropy of light rare-earth cobalt compounds, *Physica B+C* **80**, 153 (1975).
- [32] M. D. Kuz'min and A. M. Tishin, Theory of Crystal Field Effects in $3d\text{-}4f$ Intermetallic Compounds, in *Handbook of Magnetic Materials*, Vol. 17, edited by K. H. J. Buschow (Elsevier B.V., 2008) Chap. 3, p. 149.
- [33] C. E. Patrick and J. B. Staunton, Crystal field coefficients for yttrium analogues of rare-earth/transition-metal magnets using density-functional theory in the projector-augmented wave formalism, *J. Phys.: Condens. Matter* **31**, 305901 (2019).
- [34] J. F. Herbst, $\text{R}_2\text{Fe}_{14}\text{B}$ materials: Intrinsic properties and technological aspects, *Rev. Mod. Phys.* **63**, 819 (1991).
- [35] M. S. S. Brooks, O. Eriksson, and B. Johansson, $3d\text{-}5d$ band magnetism in rare earth transition metal intermetallics: LuFe_2 , *J. Phys.: Condens. Matter* **1**, 5861 (1989).
- [36] M. Loewenhaupt, P. Tils, K. Buschow, and R. Eccleston, Intersublattice exchange coupling in Gd-Co compounds studied by INS, *J. Magn. Magn. Mater.* **138**, 52 (1994).
- [37] C. E. Patrick, S. Kumar, G. Balakrishnan, R. S. Edwards, M. R. Lees, E. Mendive-Tapia, L. Petit, and J. B. Staunton, Rare-earth/transition-metal magnetic interactions in pristine and (Ni,Fe)-doped YCo_5 and GdCo_5 , *Phys. Rev. Mater.* **1**, 024411 (2017).
- [38] W. F. Brown, Criterion for uniform micromagnetization, *Phys. Rev.* **105**, 1479 (1957).
- [39] D. J. Newman and B. Ng, The superposition model of crystal fields, *Rep. Prog. Phys.* **52**, 699 (1989).
- [40] W. Sucksmith and J. E. Thompson, The magnetic anisotropy of cobalt, *Proc. Royal Soc. A* **225**, 362 (1954).
- [41] Z. Tie-song, J. Han-min, G. Guang-hua, H. Xiu-feng, and C. Hong, Magnetic properties of R ions in RCo_5 compounds ($R = \text{Pr, Nd, Sm, Gd, Tb, Dy, Ho, and Er}$), *Phys. Rev. B* **43**, 8593 (1991).
- [42] K. W. H. Stevens, Matrix elements and operator equivalents connected with the magnetic properties of rare earth ions, *Proc. Phys. Soc. A* **65**, 209 (1952).
- [43] N. F. Chilton, R. P. Anderson, L. D. Turner, A. Soncini, and K. S. Murray, PHI: A powerful new program for the analysis of anisotropic monomeric and exchange-coupled polynuclear d- and f-block complexes, *J. Comput. Chem.* **34**, 1164 (2013).
- [44] J. M. Alameda, D. Givord, R. Lemaire, and Q. Lu, Co energy and magnetization anisotropies in RCo_5 intermetallics between 4.2 K and 300 K, *J. Appl. Phys.* **52**, 2079 (1981).
- [45] J. B. Staunton, L. Szunyogh, A. Buruzs, B. L. Gyorffy, S. Ostanin, and L. Udvardi, Temperature dependence of magnetic anisotropy: An *ab initio* approach, *Phys. Rev. B* **74**, 144411 (2006).
- [46] C. E. Patrick, S. Kumar, K. Götze, M. J. Pearce, J. Singleton, G. Rowlands, G. Balakrishnan, M. R. Lees, P. A. Goddard, and J. B. Staunton, Field-induced canting of magnetic moments in GdCo_5 at finite temperature: first-principles calculations and high-field measurements, *J. Phys.: Condens. Matter* **30**, 32LT01 (2018).
- [47] A. V. Andreev, in *Handbook of Magnetic Materials* (Elsevier North-Holland, New York, 1995) Chap. 2, p. 59.
- [48] K. H. J. Buschow, Intermetallic compounds of rare-earth and 3d transition metals, *Rep. Prog. Phys.* **40**, 1179 (1977).
- [49] E. Bruno and B. Ginatempo, Algorithms for Korringa-Kohn-Rostoker electronic structure calculations in any Bravais lattice, *Phys. Rev. B* **55**, 12946 (1997).
- [50] S. H. Vosko, L. Wilk, and M. Nusair, Accurate spin-dependent electron liquid correlation energies for local spin density calculations: a critical analysis, *Can. J. Phys.* **58**, 1200 (1980).
- [51] O. Eriksson, B. Johansson, R. C. Albers, A. M. Boring, and M. S. S. Brooks, Orbital magnetism in Fe, Co, and Ni, *Phys. Rev. B* **42**, 2707 (1990).
- [52] See Supplemental Material at [URL] for tables of DFT-DLM calculated parameters and CF coefficients, the experimental RECo_5 lattice constants used, a description of the Sucksmith-Thompson method used to extract anisotropy constants, and calculations testing the extent of canting in PrCo_5 and CeCo_5 .
- [53] J. Enkovaara *et al.*, Electronic structure calculations with GPAW: a real-space implementation of the projector augmented-wave method, *J. Phys.: Condens. Matter* **22**, 253202 (2010).
- [54] R. J. Elliott, in *Magnetic Properties of Rare Earth Metals* (Plenum Press, London and New York, 1972) p. 2.
- [55] A. Arrott, Criterion for ferromagnetism from observations of magnetic isotherms, *Phys. Rev.* **108**, 1394 (1957).
- [56] R. J. Radwański, The origin of the basal-plane magnetocrystalline anisotropy in $4f$ Co-rich intermetallics, *J. Phys. F: Met. Phys.* **17**, 267 (1987).
- [57] S. A. Nikitin, K. P. Skokov, Y. S. Koshkid'ko, Y. G. Pastushenkov, and T. I. Ivanova, Giant rotating magnetocaloric effect in the region of spin-reorientation transition in the NdCo_5 single crystal, *Phys. Rev. Lett.* **105**, 137205 (2010).
- [58] M. Ohkoshi, H. Kobayashi, T. Katayama, M. Hirano, T. Katayama, M. Hirano, and T. Tsushima, Spin reorientation in NdCo_5 single crystals, *AIP Conf. Proc.* **29**, 616 (1976).
- [59] S. Kumar *et al.*, Study of the spin reorientation transition and magnetocrystalline anisotropy in NdCo_5 using torque magnetometry, in preparation (2019).
- [60] H. C. Herper, T. Ahmed, J. M. Wills, I. Di Marco, T. Björkman, D. Iuşan, A. V. Balatsky, and O. Eriksson, Combining electronic structure and many-body theory with large databases: A method for predicting the nature of $4f$ states in Ce compounds, *Phys. Rev. Materials* **1**, 033802 (2017).
- [61] M. J. Lipp, D. Jackson, H. Cynn, C. Aracne, W. J. Evans, and A. K. McMahan, Thermal signatures of the Kondo volume collapse in cerium, *Phys. Rev. Lett.* **101**, 165703 (2008).
- [62] E. Tatsumoto, T. Okamoto, H. Fujii, and C. Inoue, Saturation magnetic moment and crystalline anisotropy of single crystals of light rare earth cobalt compounds RCo_5 , *J. Phys. Colloques* **32**, C1 (1971).

- [63] R. Radwański, The rare earth contribution to the magnetocrystalline anisotropy in RCo_5 intermetallics, *J. Magn. Mater.* **62**, 120 (1986).
- [64] K. Buschow, A. van Diepen, and H. de Wijn, Crystal-field anisotropy of Sm^{3+} in SmCo_5 , *Solid State Commun.* **15**, 903 (1974).
- [65] M. Richter, Band structure theory of magnetism in 3d-4f compounds, *J. Phys. D: Appl. Phys.* **31**, 1017 (1998).