

The impact of catastrophic collisions and collision avoidance on a swarming behavior

Chris Taylor^a, Cameron Nowzari^a

^a*George Mason University, 4400 University Dr, Fairfax, VA 22030*

Abstract

Swarms of autonomous agents are useful in many applications due to their ability to accomplish tasks in a decentralized manner, making them more robust to failures. Due to the difficulty in running experiments with large numbers of hardware agents, researchers often make simplifying assumptions and remove constraints that might be present in a real swarm deployment. While simplifying away some constraints is tolerable, we feel that two in particular have been overlooked: one, that agents in a swarm take up physical space, and two, that agents might be damaged in collisions. Many existing works assume agents have negligible size or pass through each other with no added penalty. It seems possible to ignore these constraints using collision avoidance, but we show using an illustrative example that this is easier said than done. In particular, we show that collision avoidance can interfere with the intended swarming behavior and significant parameter tuning is necessary to ensure the behavior emerges as best as possible while collisions are avoided. We compare four different collision avoidance algorithms, two of which we consider to be the best decentralized collision avoidance algorithms available. Despite putting significant effort into tuning each algorithm to perform at its best, we believe our results show that further research is necessary to develop swarming behaviors that can achieve their goal while avoiding collisions with agents of non-negligible volume.

1. Introduction

Swarms of biological agents are capable of impressive feats. Birds can flock in formations together to improve efficiency during migration or provide safety from predators, ants and termites can cooperatively build large complex structures, and bees and other social insects can cover wide areas foraging for resources [1]. More impressive is that all of this can be accomplished in a fully decentralized fashion: each animal only need interact with other animals locally or have no awareness of the global objective. The loss of any individual does not impair the overall swarm’s objective in any way; in a sense the swarm is capable of “self-healing”, making it extremely robust. Owing to the success of natural swarms, robotics researchers have sought to bring some of nature’s capabilities to engineered platforms.

Yet, there are large differences between natural and artificial swarms. Prototyping artificial swarms

is very difficult and costly, so researchers usually make simplifying assumptions and just focus on one aspect of a swarm at a time, and often in simulation. For instance, researchers might focus solely on the dynamic behavior such as flocking [2] or rotational “milling” [3]. Other works consider specific constraints placed upon the swarm that might hinder its performance, for instance time-delayed communication [4], limited communication graphs [5], collision avoidance [6, 7, 8], noise in actuation [9], or limited sensing models [10]. Swarms in nature, by contrast, are “tuned” through evolution with regards to all of these constraints *simultaneously*. It is possible that we miss unintended side effects unless we explore the combined effects of these constraints. In particular, we believe there are two constraints whose combined effects with a swarming behavior have not been investigated thoroughly.

1. Agents use physical space. Many works assume agents have negligible size [5, 11], for instance [11] defines a collision as two agents occupying the *exact* same position, [3, 4, 5] assume agents can pass right through one other, and many

Email addresses: ctaylor3@gmu.edu (Chris Taylor), cnowzari@gmu.edu (Cameron Nowzari)

other works make no mention of the size of agents [12, 13, 14, 15, 16, 5]. However, as shown in an illustrative example in [17], incorporating a physical size for agents completely changes how the performance scales with the number of agents, where adding too many incurs a performance drop as agents start to interfere with each other. Thus, some works which incorporate a physical size for agents go to great lengths to ensure the swarm still functions. SDASH, for instance, is an algorithm that lets swarms form shapes while dynamically adjusting for the sizes and number of agents in the swarm [18]. A followup work focuses on optimizing the task assignment, in particular getting agents to choose goal waypoints physically close to them so they don’t have to navigate through crowds of other agents [19].

2. Collisions can harm agents. Although it sounds obvious, this constraint is unnecessary when we consider “soft” agents like sheep [20] or fish [21]. Some works with robotic agents intentionally exploit collisions as a means of gathering information [22, 23]. However, in some hardware platforms, for instance the quadrotors used in [24, 25], collisions are unacceptable and would severely damage the agents involved.

In some cases, combining the previous two constraints with a swarming behavior will have negligible effects, for instance if agents need to spread out to cover a large area then collisions are mostly irrelevant [26, 27]. But with other cases, such as the highly dynamic *double-milling* behavior seen in [5], agents frequently encounter each other in opposing direction at high speeds and collisions would quickly destroy the swarm.

The most obvious course of action to rectify this problem would be to add collision avoidance, but as we show in previous works [28, 29], this is easier said than done and there is a delicate balancing act in parameter tuning needed to ensure the swarm still functions while minimizing collisions. Our latest work [29] explores more sophisticated *minimally invasive* collision avoidance techniques compared to our first work [28], but it is still a surface-level exploration. In particular, each collision avoidance algorithm has its own parameter to control how “reckless” or “cautious” each performs, but the parameter has different meanings and different units in every algorithm. It is possible that by not properly “tuning” each algorithm to perform at its best we unfairly represent each one.

In this work, we continue the investigation of

[28, 29] but we make significant efforts to tune each collision avoidance algorithm to the best of its ability by varying the “cautiousness” parameter described previously. We replicate the swarming algorithm from [5] and then measure the interference caused by four different collision avoidance algorithms: the original potential-fields approach included with [5], a “gyroscopic” steering control [6], control barrier certificates [8], and Optimal Reciprocal Collision Avoidance (ORCA) [7]. Despite our best efforts to tune each algorithm, there is still unavoidable interference from adding constraints of physical size and catastrophic collisions. In addition, the tuning process itself is problematic since the relationship between collision avoidance parameters and model performance appears difficult to predict. Our work shows that more research is needed to understand swarming behaviors under collision constraints.

2. Problem Formulation

We wish to understand the effects of imposing two constraints on the swarming algorithm from Szwaykowska et al. [5]: one, that agents have non-negligible physical size, and two, that agents are destroyed upon colliding. Naturally, we add a collision avoidance algorithm to allow the behavior to function while satisfying these constraints.

2.1. Individual Agent Model

To isolate just the effects of our constraints, we consider a simple agent model. Letting $\mathbf{r}_i \in \mathbb{R}^2$ be the position of agent $i \in \{1, \dots, N\}$ in a swarm of N agents, we consider the dynamics

$$\ddot{\mathbf{r}}_i(t) = \mathbf{u}_i(t) \quad (1)$$

with the following two constraints at all times $t \in \mathbb{R}_{\geq 0}$:

C1. Collisions destroy agents. To be as general as possible, we do not assume that our collision-avoidance strategy is able to guarantee safety. Letting $r > 0$ represent the physical radius of the agents, to allow for the possibility of collisions while keeping the number of agents N fixed we let collided agents “respawn” in a safe location with zero

velocity, i.e.

$$\begin{aligned} \|\mathbf{r}_i(t^-) - \mathbf{r}_j(t^-)\| &< 2r \implies \\ \mathbf{r}_i(t^+) &= \mathbf{r}_{\text{safe}} - 4 \begin{bmatrix} r & r \end{bmatrix}^T \\ \mathbf{r}_j(t^+) &= \mathbf{r}_{\text{safe}} - 8 \begin{bmatrix} r & r \end{bmatrix}^T \\ \dot{\mathbf{r}}_i(t^+) &= \dot{\mathbf{r}}_j(t^+) = \mathbf{0}. \end{aligned} \quad (2)$$

where \mathbf{r}_{safe} is the lower-left corner of the bounding box enclosing all the agents, or

$$\mathbf{r}_{\text{safe}} = [\min\{x_i\} \quad \min\{y_i\}].$$

Fig. 2b shows an example. Without this added effect, agents could simply destroy each other until there are trivially few agents, making the deployment too easy. In addition, we want to study the steady-state behavior of the swarm for a fixed number of agents N and letting N change throughout the course of the swarm's operation would add confusion to the results. We feel that simply counting collisions (e.g. as [21] does) without considering their disruption on the swarm's state is not as illustrative of a real swarm deployment.

C2. Limited acceleration. Since some of the collision avoidance strategies we use are unconstrained in how much control effort they can apply to add safety, we require $\|u_i(t)\| \leq a_{\text{max}}$ so that agents cannot “cheat” by applying infinite acceleration.

2.2. Desired Global Behavior: Ring State

Given the model and constraints, we now introduce the controller we replicate from [5] which achieves the “ring state” when the parameters are chosen correctly. Without collision avoidance, it is

$$\begin{aligned} \mathbf{u}_i^* &= \beta(v_0^2 - \|\dot{\mathbf{r}}_i\|^2)\dot{\mathbf{r}}_i \\ &+ \frac{\alpha}{N-1} \sum_{j \in \{1, \dots, N\} \setminus \{i\}} (\mathbf{r}_j(t - t_d) - \mathbf{r}_i(t)). \end{aligned} \quad (3)$$

The input \mathbf{u}_i^* consists of two terms (in order): keep the agent's speed at approximately $v_0 > 0$ with gain $\beta > 0$ and attract toward the position of other agents t_d seconds in the past (d for *delay*), where α adjusts the attraction strength. If the input for each agent consists solely of Eq. (3), the formation looks

like Fig. 2a, where agents form possibly counter-rotating rings and pass through each other. As this is not realistic when agents have volume and can collide, we must add collision avoidance.

We assume each agent has access to the local non-delayed states of its neighbors within some circular disc of radius ℓ_r . We define this set as

$$\mathcal{N}_i = \{j \in \{1, \dots, N\} \setminus \{i\} \mid \|\mathbf{r}_i - \mathbf{r}_j\| \leq \ell_r\}. \quad (4)$$

We then consider a collision avoidance “wrapper” function \mathbf{F}_{c_r} which takes an agent's possibly unsafe input \mathbf{u}_i^* , its state, the set of states of its local neighbors, then converts it to a safer input \mathbf{u}_i , i.e.

$$\mathbf{F}_{c_r}(\mathbf{u}_i^*, \mathbf{r}_i, \dot{\mathbf{r}}_i, \{(\mathbf{r}_j, \dot{\mathbf{r}}_j)\}_{j \in \mathcal{N}_i}) \rightarrow \mathbf{u}_i.$$

The wrapper function \mathbf{F}_{c_r} is parameterized by a variable c_r which controls the “cautiousness” of the collision avoidance, where higher values of c_r map to stronger corrections in the desired input \mathbf{u}_i^* . We want to make sure whichever collision avoidance method we use for \mathbf{F}_{c_r} obeys constraint C2 and cannot circumvent inertial constraints with infinite acceleration, so we define

$$\text{clip}(\mathbf{x}, a) = \begin{cases} \mathbf{x} & \|\mathbf{x}\| < a, \\ a \frac{\mathbf{x}}{\|\mathbf{x}\|} & \text{otherwise.} \end{cases}$$

which clips the magnitude of \mathbf{x} to a .

This results in the final dynamics equations of

$$\begin{aligned} \ddot{\mathbf{r}}_i &= \mathbf{u}_i \\ \mathbf{u}_i &= \text{clip}[\mathbf{F}_{c_r}(\mathbf{u}_i^*, \mathbf{r}_i, \dot{\mathbf{r}}_i, \{(\mathbf{r}_j, \dot{\mathbf{r}}_j)\}_{j \in \mathcal{N}_i}), a_{\text{max}}]. \end{aligned} \quad (5)$$

Note that the *all-to-all* sensing in Eq. (3) is delayed by t_d seconds (e.g. as communicated over a network), whereas the *local* sensing used for collision avoidance in Eq. (5) incurs no delay (e.g. agents sense others without communication). Our interest is primarily in the effect of collisions and collision avoidance on the ring behavior [5], so we consider simple communication assumptions that allow the ring to perform at its best. This helps us study the degradation in quality solely under collision constraints, as opposed to combined effects of collisions and realistic communication. We suspect adding realistic communication would degrade the quality of the behavior even further.

3. Methodology

In Section 3.1, we describe our metrics to quantify the amount of interference caused by adding

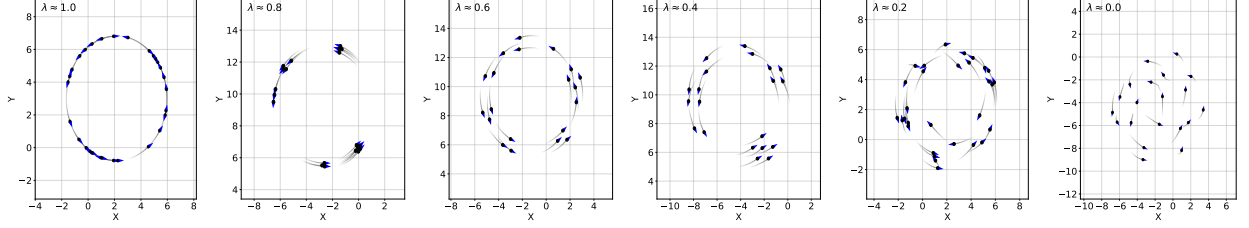


Figure 1: Some examples of the ring quality metric λ . $\lambda = 1$ means all agents are evenly distributed around the same circle and moving tangent to it. As $\lambda \rightarrow 0$ we see the quality degrade: agents clump up and make the ring thicker or their velocities are not tangent to the circle.

collision avoidance. Section 3.2 describes how we replicate each collision avoidance method and Section 3.3 describes the particulars of the simulator setup.

3.1. Measuring Emergent Behavior Quality

The metrics we introduce in our prior work [28] consist of the “fatness” $\Phi \in [0, 1]$ and “tangentialness” $\tau \in [0, 1]$, where the tangentialness is similar to the normalized angular momentum in [30]. Formally, letting μ be the average position of all agents, i.e. $\mu = \frac{1}{N} \sum_{i=1}^N \mathbf{r}_i$, and r_{\min}, r_{\max} be the minimum and maximum distance from any agent to the ring center, i.e. $r_{\min} = \min_{i \in \{1, \dots, N\}} \|\mathbf{r}_i - \mu\|$ and $r_{\max} = \max_{i \in \{1, \dots, N\}} \|\mathbf{r}_i - \mu\|$, the fatness and tangentialness are defined (respectively) as

$$\Phi(t) = 1 - \frac{r_{\min}^2(t)}{r_{\max}^2(t)}, \quad \tau(t) = \frac{1}{N} \sum_{i=1}^N \left| \frac{\mathbf{r}_i - \mu}{\|\mathbf{r}_i - \mu\|} \cdot \frac{\dot{\mathbf{r}}_i}{\|\dot{\mathbf{r}}_i\|} \right|. \quad (6)$$

In other words, $\Phi = 0$ implies a perfectly thin ring and $\Phi = 1$ implies an entirely filled-in disc. $\tau = 0$ represents perfect alignment between agents’ velocities and their tangent lines and $\tau = 1$ means all agents are misaligned. We also define $\bar{\Phi}(t), \bar{\tau}(t)$ as the average fatness, tangentialness over the time interval $[t - T, t]$. We then define a single metric $\lambda \in [0, 1]$ as

$$\lambda = 1 - \max(\bar{\Phi}, \bar{\tau}), \quad (7)$$

where $\lambda = 1$ represents a perfect ring and $\lambda = 0$ represents maximum disorder. Fig. 1 shows some examples.

3.2. Collision Avoidance

Here we summarize each collision avoidance technique that we replicate: potential fields [5], the

“gyro” method [6], Optimal Reciprocal Collision Avoidance [7], and Control Barrier Certificates [8], which we refer to here simply as Potential, Gyro, ORCA, and CBC for brevity. In all cases, we replicate the decentralized version of each technique where agents are only aware of the positions and velocities of other agents in their local neighbor set \mathcal{N}_i but not their inputs, i.e. agent j cannot use agent i ’s desired input \mathbf{u}_i^* from Eq. (3) nor its actual input \mathbf{u}_i from Eq. (5), $j \neq i$.

All strategies each have their own scalar “cautiousness” parameter, which we have replaced with a universal tuning parameter $c_r > 0$ where increasing c_r represents an increase in how aggressively agents try to avoid each other. Table 1 summarizes the meaning of c_r for each. ORCA and CBC have a safety distance parameter D_s where each strategy guarantees $\|\mathbf{r}_i - \mathbf{r}_j\| > D_s$ to satisfy constraint C1 from Section 2.1. We set $D_s = 2.1r$, the agent diameter plus a 5% margin, to allow for numerical imprecision from discretization in our simulation.

3.2.1. Potential

The first choice of collision avoidance is a potential-fields scheme presented with [5]. It is based on the gradient of a potential function which we represent in our framework as

$$\mathbf{F}_{c_r}(\mathbf{u}_i^*, \mathbf{r}_i, \dot{\mathbf{r}}_i, \{(\mathbf{r}_j, \dot{\mathbf{r}}_j)\}_{j \in \mathcal{N}_i}) = \mathbf{u}_i^* + \nabla_{\mathbf{r}_i} \sum_{(\mathbf{r}_j, \dot{\mathbf{r}}_j) \in \mathcal{N}_i} c_r \exp\left(-2 \frac{\|\mathbf{r}_i - \mathbf{r}_j\|}{\ell_r}\right). \quad (8)$$

3.2.2. Gyro

The second collision avoidance scheme we study is the “gyroscopic” force presented in [6]. This produces a force orthogonal to the agents velocity that “steers” the agent without changing its speed. It can be written in closed-form as

Strategy	Meaning of c_r	Range of c_r tested
Potential [5]	Repulsive force multiplier	[0, 1]
Gyro [6]	Repulsive force multiplier	[0, 1]
CBC [8]	Factor to slow down approach to barrier	$[10^{-5}, 10^5]$
ORCA [7]	Planning time horizon in seconds	[0.1, 10]

Table 1: A summary of each collision avoidance strategy and the range of cautiousness parameter c_r we test

$$\mathbf{F}_{c_r}(\mathbf{u}_i^*, \mathbf{r}_i, \dot{\mathbf{r}}_i, \{(\mathbf{r}_j, \dot{\mathbf{r}}_j)\}_{j \in \mathcal{N}_i}) = \mathbf{u}_i^* + R_{90^\circ} \frac{\dot{\mathbf{r}}_i}{\|\dot{\mathbf{r}}_i\|} \text{sgnz}((\mathbf{r}_j^* - \mathbf{r}_i) \times \dot{\mathbf{r}}_i) U(\|\mathbf{r}_i - \mathbf{r}_j^*\|), \quad (9)$$

where R_{90° is a 90° rotation matrix to give us a vector orthogonal to agent i 's velocity, $(\mathbf{r}_j^*, \dot{\mathbf{r}}_j^*) = \arg \min_{(\mathbf{r}_j, \dot{\mathbf{r}}_j) \in \mathcal{N}_i} \|\mathbf{r}_i - \mathbf{r}_j\|$ is the state of the *nearest* agent and

$$\text{sgnz}(x) = \begin{cases} 1 & x = 0 \\ \text{sgn}(x) & \text{otherwise} \end{cases} \quad (10)$$

is the sign function modified such that the agent is forced to steer left during a perfect head-on collision, i.e. $\mathbf{r}_j^* - \mathbf{r}_i$ and $\dot{\mathbf{r}}_i$ are pointing in the same direction. The cross product term in Eq. (9) abuses notation somewhat; both vectors are 2D so we consider the result of the cross product here to be the scalar z component of the 3D cross product if both vectors were in the XY plane. The function $U(d)$ represents a potential controlling the magnitude of the steering force. As [6] specifies, the magnitude $U(d)$ is arbitrary so we choose

$$U(d) = 2 \frac{c_r}{\ell_r} \exp\left(-2 \frac{d}{\ell_r}\right) \quad (11)$$

such that the force magnitude is exactly the same as the method of potential fields Eq. (8) with one other agent.

3.2.3. Control Barrier Certificates (CBC)

CBC [8] uses a *barrier function* B_{ij} which is a function of the states $\mathbf{r}_i, \mathbf{r}_j, \dot{\mathbf{r}}_i, \dot{\mathbf{r}}_j$ of two agents and is defined such that $B_{ij} \rightarrow \infty$ as agent i is about to collide with agent j . They define it as

$$B_{ij} = 1 / \left(\frac{\Delta \mathbf{r}_{ij}}{\|\Delta \mathbf{r}_{ij}\|} \cdot \Delta \dot{\mathbf{r}}_{ij} + \sqrt{4a_{\max}(\|\Delta \mathbf{r}_{ij}\| - D_s)} \right). \quad (12)$$

where $\Delta \mathbf{r}_{ij} = \mathbf{r}_i - \mathbf{r}_j$ and $\Delta \dot{\mathbf{r}}_{ij} = \dot{\mathbf{r}}_i - \dot{\mathbf{r}}_j$ are the relative positions and relative velocities respectively for two agents i, j .

The controller tries to minimize the amount of correction each agent applies subject to the safety constraint

$$\dot{B}_{ij} \leq \frac{1}{c_r B_{ij}}, \quad (13)$$

where we substitute their tunable parameter with c_r . Intuitively, Eq. (13) reads: the rate at which two agents i, j approach the “barrier” of a collision with each other must slow down the closer they are to the barrier. The cautiousness parameter c_r can scale their approach speeds. We can express CBC in our framework as

$$\begin{aligned} \mathbf{F}_{c_r}(\mathbf{u}_i^*, \mathbf{r}_i, \dot{\mathbf{r}}_i, \{(\mathbf{r}_j, \dot{\mathbf{r}}_j)\}_{j \in \mathcal{N}_i}) = \\ \arg \min_{\mathbf{u}_i} \|\mathbf{u}_i - \mathbf{u}_i^*\|^2 \\ \text{subj to. } \dot{B}_{ij} \leq \frac{1}{c_r B_{ij}} \quad \forall j \in \mathcal{N}_i, \\ \|\mathbf{u}_i\|_\infty \leq a_{\max}. \end{aligned} \quad (14)$$

Since agents do not know each other's inputs, agent i assumes $\mathbf{u}_j^* = 0, j \neq i$, i.e. that agent j 's velocity is constant. Eq. (14) is a quadratic program which we solve using the operator splitting quadratic programming solver (OSQP) [31, 32]. If a solution does not exist, we make agent i brake, i.e. $\mathbf{u}_i = -\dot{\mathbf{r}}_i$, as [33] recommends doing.

To guarantee safety, CBC requires the sensing radius ℓ_r obeys

$$\ell_r \geq D_s + \frac{1}{4a_{\max}} (\sqrt[3]{4c_r a_{\max}} + 2v_{\max})^2, \quad (15)$$

where we choose $v_{\max} = 2v_0$ from Eq. (3) to allow flexibility in case neighboring agents violate their speed set-point v_0 .

3.2.4. Optimal Reciprocal Collision Avoidance (ORCA)

This strategy is based on the *velocity obstacle* [34, 7], which is the set of all relative velocities that would result in a crash with another agent within c_r seconds in the future (we use our universal tuning parameter c_r). ORCA takes this one step further

by introducing the *reciprocal* velocity obstacle, that is, a more permissive velocity obstacle that assumes the other agent is also avoiding its velocity obstacle instead of just continuing in a straight line. Let $B(\mathbf{x}, \rho)$ represent the open ball centered at \mathbf{x} of radius ρ , i.e.

$$B(\mathbf{x}, \rho) = \{\mathbf{p} \in \mathbb{R}^2 \mid \|\mathbf{p} - \mathbf{x}\| < \rho\}.$$

Let $ORCA_{i|j}^{c_r}$ denote the set of safe velocities for agent i assuming that agent j is also using the ORCA algorithm. We then define

$$ORCA_i^{c_r} = B(\mathbf{0}, v_0) \cap \bigcap_{j \in \mathcal{N}_i} ORCA_{i|j}^{c_r} \quad (16)$$

which represents the set of safe velocities slower than the set-point speed v_0 for agent i when considering *all* of its local neighbors in \mathcal{N}_i .

In our discussion of ORCA so far, we consider safe *velocity* inputs, however our agent model in Eq. (1) assumes *acceleration* inputs. To get around this we: (1) convert each agent’s desired acceleration into the new velocity that would result from it, i.e. $\dot{\mathbf{r}}_i + \Delta t \mathbf{u}_i^*$, (2) find the safe velocity \mathbf{v}_{safe} using ORCA, then (3) find the input \mathbf{u}_i necessary to achieve this new velocity.

In summary, the definition of ORCA expressed in our framework is

$$\mathbf{F}_{c_r}(\mathbf{u}_i^*, \mathbf{r}_i, \dot{\mathbf{r}}_i, \{(\mathbf{r}_j, \dot{\mathbf{r}}_j)\}_{j \in \mathcal{N}_i}) = \frac{\mathbf{v}_{\text{safe}} - \dot{\mathbf{r}}_i}{\Delta t} \quad (17)$$

$$\mathbf{v}_{\text{safe}} = \arg \min_{\mathbf{v} \in ORCA_i^{c_r}} \|\mathbf{v} - (\dot{\mathbf{r}}_i + \Delta t \mathbf{u}_i^*)\|$$

where Δt is the timestep of the Euler integration in our simulator. Provided Δt is sufficiently small, we find varying it does not change the results.

3.3. Simulator Setup

To integrate the dynamics equations of Eq. (5), we use Euler integration with the timestep Δt set as

$$\Delta t = \min\left(\frac{r}{v_{\text{max}}}, 0.015\right)$$

which ensures that no agent moves more than half its body length in order for the collision detection to function properly. We assume $v_{\text{max}} = 2v_0$ here which give agents some flexibility to move up to twice their set-point speed v_0 . Capping Δt at 0.015 ensures accuracy in the cases where r is large.

We initialize all agents on a spiral grid formation, where each agent is spaced at a distance of $\max(5r, \ell_r)$ to ensure agents do not collide at the start. We initialize their velocities such that $\|\dot{\mathbf{r}}_i\| = v_0$ with their initial headings chosen randomly.

In all our experiments, we let the swarm stabilize for 10,000 simulated seconds then record metrics for an additional 2,000 seconds, i.e. the terminal time is $t = 12000$ and the interval over which we measure the average ring quality λ is $T = 2000$ from Section 3.1. Potential fields and Gyro take longer to stabilize, so we use $t = 32000, T = 2000$ for those.

4. Results

In this section, we use our ring quality metric λ (Eq. (7)) to assess the interference caused by each collision avoidance algorithm. Section 4.1 gives an overview of the interference caused by each algorithm under a fixed number of agents and a large sampling of the parameter space, where we “tune” each collision avoidance algorithm through its respective cautiousness parameter c_r to fairly represent each one at its best-case performance. Section 4.2 explores the tuning process in more detail by showing examples of specific choices of c_r . Finally, Section 4.3 explores varying the number of agents to check how the interference scales.

4.1. Collision Avoidance Interference

Fig. 2 shows a sampling of the interference caused by each collision avoidance algorithm. Fig. 2a shows a perfect ring with collisions and collision avoidance disabled. If we add the constraints and collision avoidance, the interference manifests in unique and unpredictable ways. Potential or Gyro, neither of which carry safety guarantees, may allow agents to crash and respawn if c_r is too low (Fig. 2b), or scatter aimlessly if c_r is too high (Fig. 2c). Also noteworthy is when the agent size r is too large: CBC will simply cause most agents to deadlock in a large clump (Fig. 2d) whereas ORCA keeps agents moving but in an “unplanned flock” instead of a ring (Fig. 2e).

We note from our previous work [28] that each collision avoidance algorithm needs to be tuned to function optimally. In particular, the cautiousness parameter c_r (Section 3.2) has different meanings and units across all four algorithms, so we make an

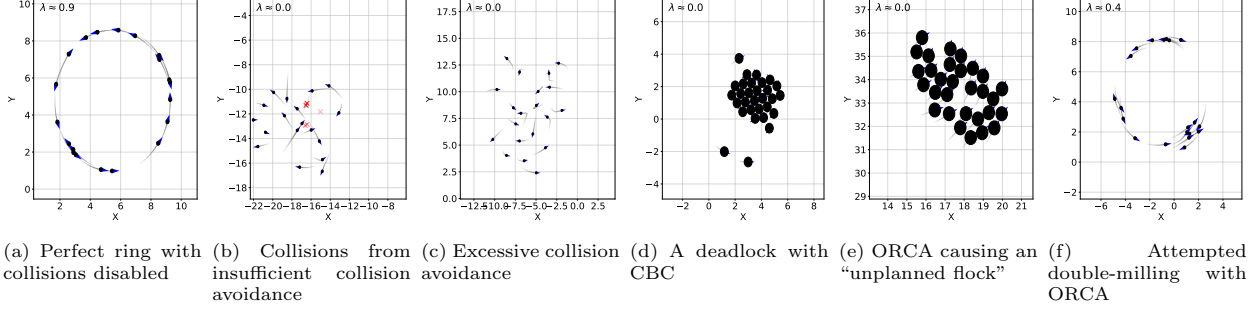


Figure 2: Different outcomes for the ring behavior depending on collision avoidance and parameters chosen. We include video versions of these as Supplemental Material.

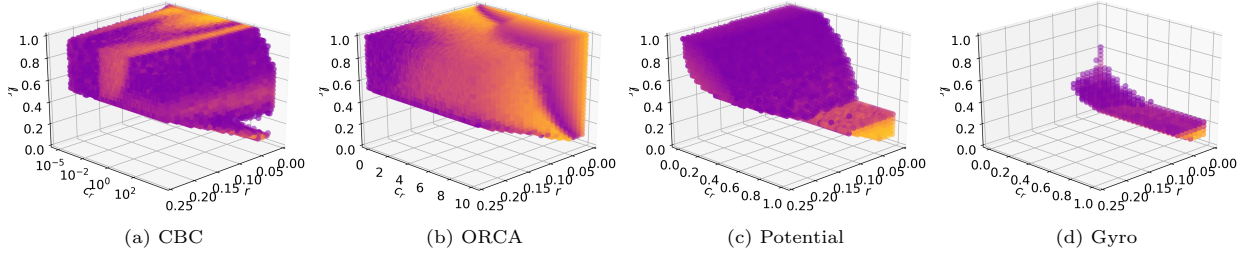


Figure 3: Ring quality λ as a function of r, c_r, ℓ_r across all four collision avoidance algorithms. For ease of viewing we omit data points where $\lambda < 0.25$.

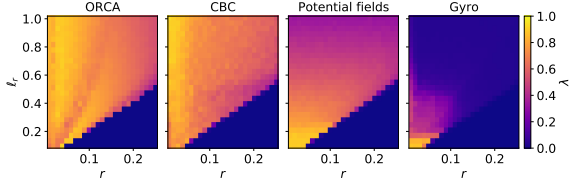


Figure 4: ‘Flattened’ versions of Fig. 3 where we choose the best value of λ along the c_r dimension

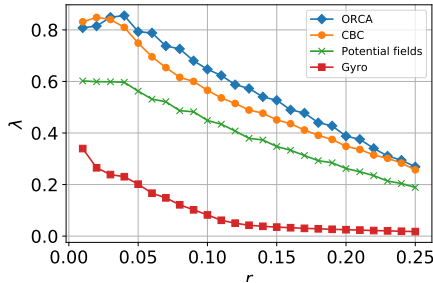


Figure 5: The ring quality λ as a function of the agent size, where λ is averaged over the sensing radius ℓ_r . A further ‘flattened’ version of Fig. 4

effort to explore many choices of c_r for the most fair comparison. Since we are mainly interested in the effects of agent size and collision avoidance on the swarm behavior, we vary two other parameters in addition to c_r which we consider to be the most critical for avoiding collisions. First, we consider the agent size r to understand the effect that physical size has on the swarming behavior. Second, we consider the sensing radius ℓ_r , since this is arguably one of the most critical parameters to guarantee safety since it directly controls how much information agents have about imminent collisions. We choose 25 unique parameters for both r, ℓ_r such that they evenly span the ranges $r \in [0, 0.25], \ell_r \in [0, 1]$. To tune each collision avoidance, we choose 100 values for c_r in ranges shown in Table 1. We feel these ranges exhaust the possibilities for each algorithm. For each r, c_r, ℓ_r triplet, we use 50 seed values representing different initial conditions and take an average across all the seeds. We hold the other parameters fixed at $N = 20.0, \alpha = 0.001, t_d = 2.5, \beta = 1.0, v_0 = 0.12, a_{\max} = 0.6$.

Fig. 3 shows the results for all four algorithms as 3D point clouds, where we only show points where $\lambda > 0.25$. Fig. 4 shows a ‘flattened’ version of Fig. 3 where we select the value of c_r that produces the

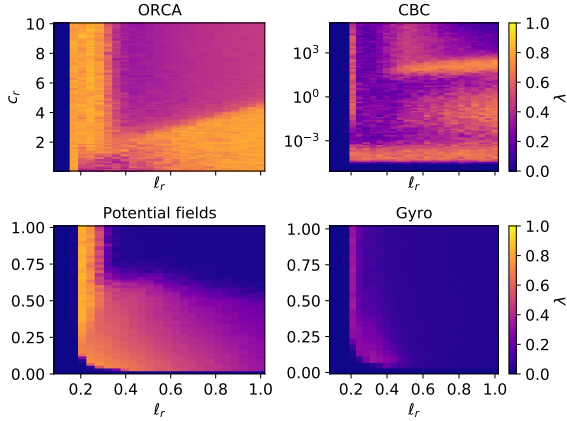


Figure 6: How the cautiousness parameter c_r and sensing radius ℓ_r affect λ for $r = 0.8$

highest λ . In other words, Fig. 4 shows the best possible performance of each algorithm under agent size r and sensing radius ℓ_r constraints.

Fig. 5 further “flattens” Fig. 4 by averaging across the ℓ_r dimension. It is clear that despite tuning each algorithm to the best of its abilities, the effect of the agent size on performance is unavoidable.

4.2. Tuning Difficulty

In Section 4.1 we eliminate the variable c_r choosing the value of c_r that results in the highest ring quality λ . We accomplish this by exhaustively searching the space of c_r over ranges appropriate to each algorithm, but it is worth examining what this space looks like. Fig. 6 shows an example of slices of Fig. 3 by fixing the agent size $r = 0.8$. One could read this as follows: if r, ℓ_r are fixed, then Fig. 6 shows a “map” of how to select the best c_r that results in the best ring quality. However, owing to the multiple local minima with ORCA or CBC (especially CBC), tuning these as part of a larger deployment would require a global optimization strategy with large amounts of computing power. Indeed, our results seem to concur with [25]: to tune the parameters of their swarming system (where some of the parameters control collision avoidance) they require days of supercomputer time using an evolutionary algorithm.

4.3. Scalability

We turn our attention to just ORCA and CBC, since as Fig. 5 shows, their performance seems consistently better than Gyro or Potential. Since our

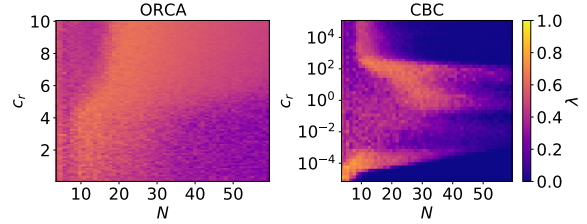


Figure 7: The effect of the number of agents N and cautiousness parameter c_r on the ring quality.

previous results only use $N = 20$, we now determine how the interference manifests with different numbers of agents.

Fig. 7 shows a comparison of the quality λ of ORCA and CBC as we vary the number of agents, again using the same range of the cautiousness c_r described in Table 1. For each selection of parameters we run 50 trials with random initial velocities. We fix the other parameters at $\alpha = 0.001, t_d = 2.5, \beta = 1.0, v_0 = 0.12, \ell_r = 1.0, a_{\max} = 0.6, r = 0.15$. Similar to Fig. 6, the parameter space is quite nonintuitive. For many selections of c_r , the performance *increases* with N then starts decreasing again. This seems similar to the “increase/decrease” scenario described in [17], where swarm agents at first cooperate with each other for low N but begin to interfere once N increases. It is only by adding constraints of collisions and collision avoidance that we notice such an effect. Otherwise, there is no mechanism for agents to interfere with each other and the performance is infinitely scalable.

5. Conclusion

Clearly, we cannot expect swarming algorithms in general to behave the same once we add constraints of agent size and damaging collisions, as this illustrative example shows. In order to maximize the swarm’s performance under such constraints, there seems to be a difficult and nonintuitive tuning process involving many nonlinearities and local-maxima. We recommend that swarming behaviors which are to be deployed on platforms exhibiting the constraints shown here should be co-designed with collision avoidance, as opposed to designing them independently then combining them which might incur a lengthy tuning process and unexpected side effects. Our results suggest that future research is needed to understand how to ef-

fectively deploy existing swarming behaviors under collision constraints.

Such future research might take a number of directions. It might be worth studying the parameter tuning process in more depth since it is an enormously computationally expensive part of any swarm algorithm deployment, for instance as [35] does to find the most important parameters on which to focus tuning effort. It is also possible, as Fig. 5 suggests, that there is an upper limit to how well a swarming behavior can function given limits on agents' sensing, their physical size, and maneuvering abilities. It is possible that in future work we can co-design swarming algorithms to achieve this upper limit dynamically without exhaustive parameter tuning.

Acknowledgments

This work was supported by the Department of the Navy, Office of Naval Research (ONR), under federal grants N00014-19-1-2121 and N00014-20-1-2042. The experiments were run on ARGO, a research computing cluster provided by the Office of Research Computing at George Mason University, VA. (<http://orc.gmu.edu>).

References

- [1] E. Bonabeau, D. d. R. D. F. Marco, M. Dorigo, G. Theraulaz, et al., *Swarm intelligence: from natural to artificial systems*, no. 1, Oxford university press, 1999.
- [2] T. Vicsek, A. Czirok, E. Ben-Jacob, I. Cohen, O. Shochet, Novel type of phase transition in a system of self-driven particles, *Physical Review Letters* 75 (6) (1995) 1226–1229. [arXiv:0611743](#), [doi:10.1103/PhysRevLett.75.1226](#).
- [3] J. Carrillo, M. D'Orsogna, V. Panferov, Double milling in self-propelled swarms from kinetic theory, *Kinetic and Related Models* 2 (2) (2009) 363–378. [doi:10.3934/krm.2009.2.363](#).
- [4] L. Mier-Y-Teran-Romero, E. Forgoston, I. B. Schwartz, Coherent pattern prediction in swarms of delay-coupled agents, *IEEE Transactions on Robotics* 28 (5) (2012) 1034–1044. [doi:10.1109/TR0.2012.2198511](#).
- [5] K. Szwajkowska, I. B. Schwartz, L. Mier-Y-TeranRomero, C. R. Heckman, D. Mox, M. A. Hsieh, *Collective motion patterns of swarms with delay coupling: Theory and experiment*, *Phys. Rev. E* 93 (2016) 032307. [doi:10.1103/PhysRevE.93.032307](#). URL <https://link.aps.org/doi/10.1103/PhysRevE.93.032307>
- [6] Dong Eui Chang, S. Shadden, J. Marsden, R. Olfati-Saber, *Collision avoidance for multiple agent systems*, in: *IEEE Conference on Decision and Control*, Vol. 42, Maui, HI, 2003, pp. 539–543. [doi:10.1109/CDC.2003.1272619](#). URL <http://ieeexplore.ieee.org/document/1272619/>
- [7] J. Van Den Berg, S. J. Guy, M. Lin, D. Manocha, Reciprocal n-body collision avoidance, in: *Springer Tracts in Advanced Robotics*, Vol. 70, 2011, pp. 3–19. [doi:10.1007/978-3-642-19457-3_1](#).
- [8] U. Borrmann, L. Wang, A. D. Ames, M. Egerstedt, *Control Barrier Certificates for Safe Swarm Behavior*, *IFAC-PapersOnLine* 48 (27) (2015) 68–73. [doi:10.1016/j.ifacol.2015.11.154](#). URL <http://dx.doi.org/10.1016/j.ifacol.2015.11.154>
- [9] B. Lindley, L. Mier-y Teran-Romero, I. B. Schwartz, Noise induced pattern switching in randomly distributed delayed swarms, *Proceedings of American Control Conference (ACC '13)* (2013) 4587–4591. [doi:10.1109/ACC.2013.6580546](#).
- [10] E. Soria, F. Schiano, D. Floreano, The Influence of Limited Visual Sensing on the Reynolds Flocking Algorithm, in: *Proceedings - 3rd IEEE International Conference on Robotic Computing, IRC 2019, IEEE, 2019*, pp. 138–145. [doi:10.1109/IRC.2019.00028](#).
- [11] H. T. Zhang, Z. Cheng, G. Chen, C. Li, Model predictive flocking control for second-order multi-agent systems with input constraints, *IEEE Transactions on Circuits and Systems I: Regular Papers* 62 (6) (2015) 1599–1606. [doi:10.1109/TCSI.2015.2418871](#).
- [12] S. Ghapani, J. Mei, W. Ren, Y. Song, *Fully distributed flocking with a moving leader for Lagrange networks with parametric uncertainties*, *Automatica* 67 (July 2015) (2016) 67–76. [arXiv:1507.04778](#), [doi:10.1016/j.automatica.2016.01.004](#). URL <http://dx.doi.org/10.1016/j.automatica.2016.01.004>
- [13] J. Zhan, X. Li, Flocking of multi-agent systems via model predictive control based on position-only measurements, *IEEE Transactions on Industrial Informatics* 9 (1) (2013) 377–385. [doi:10.1109/TII.2012.2216536](#).
- [14] Y. Cao, W. Ren, Distributed coordinated tracking with reduced interaction via a variable structure approach, *IEEE Transactions on Automatic Control* 57 (1) (2012) 33–48. [doi:10.1109/TAC.2011.2146830](#).
- [15] U. Erdmann, W. Ebeling, A. S. Mikhailov, Noise-induced transition from translational to rotational motion of swarms, *Physical Review E* 71 (5) (2005) 051904. [arXiv:0412037](#), [doi:10.1103/PhysRevE.71.051904](#).
- [16] M. R. D'Orsogna, Y. L. Chuang, A. L. Bertozzi, L. S. Chayes, Self-propelled particles with soft-core interactions: Patterns, stability, and collapse, *Physical Review Letters* 96 (10) (2006) 104302. [doi:10.1103/PhysRevLett.96.104302](#).
- [17] H. Hamann, T. Aust, A. Reina, Guerrilla performance analysis for robot swarms: Degrees of collaboration and chains of interference events, in: *International Conference on Swarm Intelligence*, Springer, 2020, pp. 134–147.
- [18] M. Rubenstein, W. M. Shen, Automatic scalable size selection for the shape of a distributed robotic collective, *IEEE/RSJ 2010 International Conference on Intelligent Robots and Systems, IROS 2010 - Conference Proceedings* (2010) 508–513. [doi:10.1109/IROS.2010.5650906](#).
- [19] H. Wang, M. Rubenstein, Shape Formation in Homogeneous Swarms Using Local Task Swapping, *IEEE Transactions on Robotics* (2020) 1–16. [doi:10.1109/](#)

- TR0.2020.2967656.
- [20] I. Zuriguel, J. Olivares, J. M. Pastor, C. Martín-Gómez, L. M. Ferrer, J. J. Ramos, A. Garcimartín, [Effect of obstacle position in the flow of sheep through a narrow door](#), *Phys. Rev. E* 94 (2016) 032302. doi:10.1103/PhysRevE.94.032302. URL <https://link.aps.org/doi/10.1103/PhysRevE.94.032302>
 - [21] S. V. Viscido, J. K. Parrish, D. Grünbaum, The effect of population size and number of influential neighbors on the emergent properties of fish schools, *Ecological Modelling* 183 (2-3) (2005) 347–363. doi:10.1016/j.ecolmodel.2004.08.019.
 - [22] S. Mayya, P. Pierpaoli, G. Nair, M. Egerstedt, [Collisions as information sources in densely packed multi-robot systems under mean-field approximations](#), in: *Robotics: Science and Systems*, Vol. 13, Boston, MA, 2017. URL <http://www.roboticsproceedings.org/rss13/p44.pdf> https://magnus.ece.gatech.edu/Papers/CollisionsRSS17.pdf
 - [23] Y. Mulgaonkar, A. Makineni, L. Guerrero-Bonilla, V. Kumar, [Robust Aerial Robot Swarms Without Collision Avoidance](#), *IEEE Robotics and Automation Letters* 3 (1) (2018) 596–603. doi:10.1109/LRA.2017.2775699. URL <http://ieeexplore.ieee.org/document/8115305/>
 - [24] T. Chung, [Offensive swarm-enabled tactics \(off-set\)](#), <https://www.darpa.mil/work-with-us/offensive-swarm-enabled-tactics>, accessed: 2020-11-03 (2017).
 - [25] G. Vásárhelyi, C. Virágh, G. Somorjai, T. Nepusz, A. E. Eiben, T. Vicsek, [Optimized flocking of autonomous drones in confined environments](#), *Science Robotics* 3 (20) (2018) eaat3536. doi:10.1126/scirobotics.aat3536.
 - [26] S. H. Arul, A. J. Sathymoorthy, S. Patel, M. Otte, H. Xu, M. C. Lin, D. Manocha, [LSwarm: Efficient Collision Avoidance for Large Swarms With Coverage Constraints in Complex Urban Scenes](#), *IEEE Robotics and Automation Letters* 4 (4) (2019) 3940–3947. arXiv:1902.08379, doi:10.1109/lra.2019.2929981.
 - [27] R. Beard, T. McLain, [Multiple UAV cooperative search under collision avoidance and limited range communication constraints](#), in: *IEEE Conference on Decision and Control*, Maui, HI, 2003, pp. 25–30. doi:10.1109/cdc.2003.1272530.
 - [28] C. Taylor, C. Luzzi, C. Nowzari, [On the effects of collision avoidance on emergent swarm behavior](#), in: *American Control Conference*, IEEE, 2020, pp. 931–936. doi:10.23919/ACC45564.2020.9147834.
 - [29] C. Taylor, A. Siebold, C. Nowzari, [On the effects of minimally invasive collision avoidance on an emergent behavior](#), in: *International Conference on Swarm Intelligence*, Springer, 2020, pp. 324–332. doi:10.1007/978-3-030-60376-2_27.
 - [30] Y. li Chuang, M. R. D’Orsogna, D. Marthaler, A. L. Bertozzi, L. S. Chayes, [State transitions and the continuum limit for a 2D interacting, self-propelled particle system](#), *Physica D: Nonlinear Phenomena* 232 (1) (2007) 33–47. arXiv:0606031, doi:10.1016/j.physd.2007.05.007.
 - [31] B. Stellato, G. Banjac, P. Goulart, A. Bemporad, S. Boyd, [OSQP: An operator splitting solver for quadratic programs](#), *ArXiv e-prints* (Nov. 2017). arXiv:1711.08013.
 - [32] G. Banjac, P. Goulart, B. Stellato, S. Boyd, [Infeasibility detection in the alternating direction method of multipliers for convex optimization](#), *Journal of Optimization Theory and Applications* 183 (2) (2019) 490–519. doi:10.1007/s10957-019-01575-y. URL <https://doi.org/10.1007/s10957-019-01575-y>
 - [33] L. Wang, A. D. Ames, M. Egerstedt, [Safety barrier certificates for collisions-free multirobot systems](#), *IEEE Transactions on Robotics* 33 (3) (2017) 661–674. arXiv:arXiv:1609.00651v1, doi:10.1109/TR0.2017.2659727.
 - [34] P. Fiorini, Z. Shiller, [Motion planning in dynamic environments using velocity obstacles](#), *International Journal of Robotics Research* 17 (7) (1998) 760–772. arXiv:arXiv:1011.1669v3, doi:10.1177/027836499801700706.
 - [35] T. G. Carolus, A. P. Engelbrecht, [Control parameter importance and sensitivity analysis of the multi-guide particle swarm optimization algorithm](#), in: *International Conference on Swarm Intelligence*, Springer, 2020, pp. 96–106.