

# Triangular symmetry in cluster nuclei

R. Bijker and A.H. Santana-Valdés

Instituto de Ciencias Nucleares, Universidad Nacional Autónoma de México, A.P. 70-543,  
04510 Ciudad de México, México

E-mail: [bijker@nucleares.unam.mx](mailto:bijker@nucleares.unam.mx)

**Abstract.** In this contribution, we present evidence for the occurrence of triangular symmetry in cluster nuclei. We discuss the structure of rotational bands for  $3\alpha$  and  $3\alpha + 1$  configurations with triangular  $D_{3h}$  symmetry by exploiting the double group  $D'_{3h}$ , and study the application to  $^{12}\text{C}$  and  $^{13}\text{C}$ . The structure of rotational bands can be used as a fingerprint of the underlying geometric configuration of  $\alpha$  particles.

## 1. Introduction

The study of cluster degrees of freedom in light nuclei, in particular nuclei with  $A = 4k$  and  $4k + x$  nucleons goes back to early work by Wheeler [1], and Hafstad and Teller [2], followed by later work by Brink [3, 4] and Robson [5, 6]. Recently, there has been a lot of renewed interest in the structure of  $\alpha$ -cluster nuclei, especially for the nucleus  $^{12}\text{C}$  [7]. The measurement of new rotational excitations of the ground state [8, 9, 10] and of the Hoyle state [11, 12, 13, 14] has stimulated a large theoretical effort to understand the structure of  $^{12}\text{C}$  (for a review see *e.g.* Refs. [7, 15, 16]). In addition, there are measurements of many new states in  $^{13}\text{C}$  [17].

In this contribution, we present evidence for triangular symmetry in both even- and odd-cluster nuclei,  $^{12}\text{C}$  and  $^{13}\text{C}$ , respectively.

## 2. Triangular symmetry in $^{12}\text{C}$

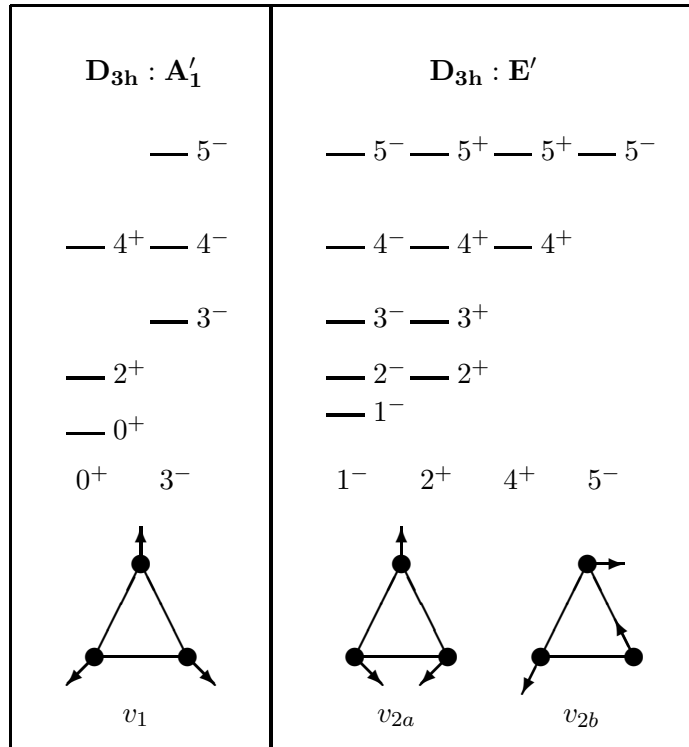
The symmetry group of the equilateral triangle is the point group  $D_{3h}$ . The properties of  $D_{3h}$  and the double group  $D'_{3h}$  are well-known in molecular physics [18] and crystal physics [19]. Here we summarize the results relevant for applications to  $\alpha$ -cluster nuclei in nuclear physics [20, 21, 22, 23].

For even-cluster nuclei the states can be labeled by  $|\Omega, K, L\rangle$  where  $\Omega$  labels the tensor (or bosonic) representations of the  $D_{3h}$  triangular symmetry, and  $K$  and  $L$  are integers representing the projection  $K$  of the angular momentum  $L$  on the symmetry axis

$$\begin{aligned} \Omega = A'_1 : & \quad K^P = 0^+, 3^-, 6^+, \dots, \\ \Omega = E' : & \quad K^P = 1^-, 2^+, 4^+, 5^-, \dots, \end{aligned} \quad (1)$$

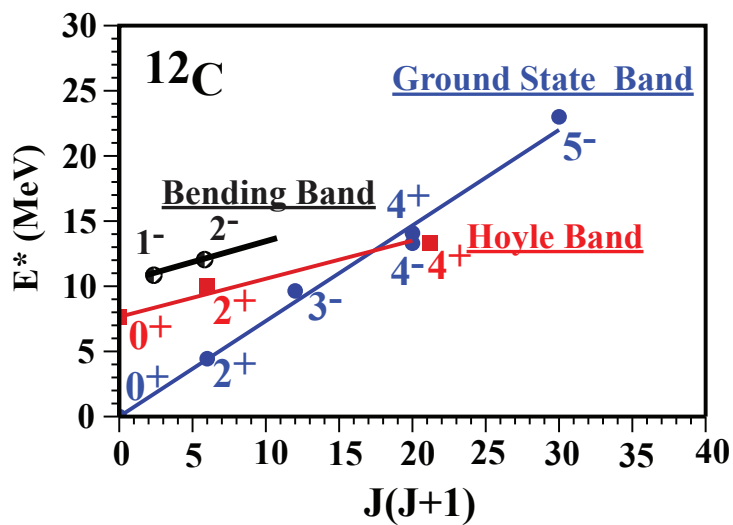
The angular momentum content of each  $K$  band is given by  $L = 0, 2, 4, \dots$ , for  $K = 0$  and  $L = K, K + 1, K + 2, \dots$ , for  $K > 0$ . The rotational structure depends on the  $D_{3h}$  point group symmetry of the equilateral triangle configuration and is summarized in Fig. 1.

The band with  $A'_1$  symmetry is characterized by a rotational sequence involving both positive and negative parity states,  $L^P = 0^+, 2^+, 3^-, 4^\pm, 5^-, \dots$ , all of which have been observed in the



**Figure 1.** Structure of rotational bands for a triangular configuration of  $\alpha$  particles in even-cluster nuclei with  $A'_1$  (left) and  $E'$  symmetry (right). Each rotational band is labeled by  $K^P$ .

ground-state band of  $^{12}\text{C}$ . The so-called Hoyle band has the same structure, but so far only the positive parity states have been observed. There is some evidence for an excited band with  $E'$  symmetry. The rotational bands in  $^{12}\text{C}$  are shown in Fig. 2.



**Figure 2.** Rotational bands in  $^{12}\text{C}$  [10].

### 3. Triangular symmetry in $^{13}\text{C}$

For odd-cluster nuclei the states can be labeled by  $|\Omega, K, J\rangle$  where  $\Omega$  now labels the spinor (or fermionic) representations of the double group  $D'_{3h}$ , and  $K$  and  $J$  are half integers representing the projection  $K$  of the total angular momentum  $J$  on the symmetry axis [24]

$$\begin{aligned}
 \Omega = E_{1/2}^{(+)} : & \quad K^P = \frac{1}{2}^+, \frac{5}{2}^-, \frac{7}{2}^-, \frac{11}{2}^+, \frac{13}{2}^+, \dots, \\
 \Omega = E_{1/2}^{(-)} : & \quad K^P = \frac{1}{2}^-, \frac{5}{2}^+, \frac{7}{2}^+, \frac{11}{2}^-, \frac{13}{2}^-, \dots, \\
 \Omega = E_{3/2} : & \quad K^P = \frac{3}{2}^\pm, \frac{9}{2}^\pm, \frac{15}{2}^\pm, \dots,
 \end{aligned} \tag{2}$$

The angular momenta of each  $K$  band are given by  $J = K, K + 1, K + 2, \dots$ . The angular momentum structure of each one of the representations of  $D'_{3h}$  is shown in Fig. 3.

$D'_{3h} : E_{1/2}^{(-)}$	$D'_{3h} : E_{1/2}^{(+)}$	$D'_{3h} : E_{3/2}$
$-\frac{9}{2}^- \quad -\frac{9}{2}^+ \quad -\frac{9}{2}^+$	$-\frac{9}{2}^+ \quad -\frac{9}{2}^- \quad -\frac{9}{2}^-$	$-\frac{9}{2}^\pm \quad -\frac{9}{2}^\pm$
$-\frac{7}{2}^- \quad -\frac{7}{2}^+ \quad -\frac{7}{2}^+$	$-\frac{7}{2}^+ \quad -\frac{7}{2}^- \quad -\frac{7}{2}^-$	$-\frac{7}{2}^\pm$
$-\frac{5}{2}^- \quad -\frac{5}{2}^+$	$-\frac{5}{2}^+ \quad -\frac{5}{2}^-$	$-\frac{5}{2}^\pm$
$-\frac{3}{2}^-$	$-\frac{3}{2}^+$	$-\frac{3}{2}^\pm$
$-\frac{1}{2}^-$	$-\frac{1}{2}^+$	
$\frac{1}{2}^- \quad \frac{5}{2}^+ \quad \frac{7}{2}^+$	$\frac{1}{2}^+ \quad \frac{5}{2}^- \quad \frac{7}{2}^-$	$\frac{3}{2}^\pm \quad \frac{9}{2}^\pm$

**Figure 3.** Structure of rotational bands for a triangular configuration of  $\alpha$  particles in odd-cluster nuclei with  $E_{1/2}^{(-)}$ ,  $E_{1/2}^{(+)}$  and  $E_{3/2}$  symmetry. Each rotational band is labeled by  $K^P$ .

### 4. The cluster shell model

The structure of single-particle levels moving in the deformed field of the cluster potential has been studied recently in the context of the Cluster Shell Model (CSM) [23, 25, 26]. The CSM combines cluster and single-particle degrees of freedom, and is very similar in spirit as the Nilsson model [27], but in the CSM the odd nucleon moves in the deformed field generated by the (collective) cluster degrees of freedom. For a cluster potential with triangular symmetry the single-particles levels of a neutron split according to the irreducible representations of the double group  $D'_{3h}$ ,  $\Omega = E_{1/2}^{(-)}$ ,  $E_{1/2}^{(+)}$  and  $E_{3/2}$ , each of which is doubly degenerate. The resolution of single-particle levels into representations of  $D'_{3h}$  is shown in Table 1.

A study of the neutron levels for  $^{12}\text{C}$  shows that the first six neutrons occupy the intrinsic states with  $\Omega = E_{1/2}^{(+)}$  (arising from the  $1s_{1/2}$  orbit),  $E_{3/2}$  and  $E_{1/2}^{(-)}$  (from the  $1p_{3/2}$  orbit), so that the extra neutron in  $^{13}\text{C}$  occupies the intrinsic state with  $E_{1/2}^{(-)}$  (from the  $1p_{1/2}$  orbit), followed by  $E_{1/2}^{(+)}$ ,  $E_{1/2}^{(-)}$  and  $E_{3/2}$  associated with the orbits from the  $s$ - $d$  shell [23, 25, 28].

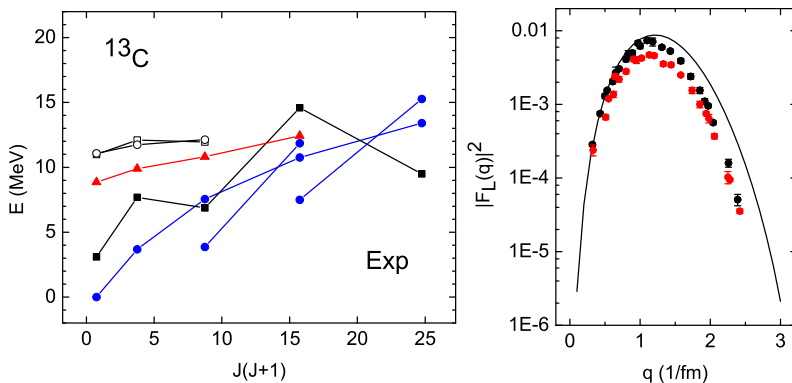
**Table 1.** Resolution of single-particle levels into irreducible representations of  $D'_{3h}$ . Each  $E$  level is doubly degenerate.

	$E_{1/2}^{(+)}$	$E_{1/2}^{(-)}$	$E_{3/2}$		$E_{1/2}^{(+)}$	$E_{1/2}^{(-)}$	$E_{3/2}$
$1s_{1/2}$	1	0	0	$2s_{1/2}$	1	0	0
$1p_{1/2}$	0	1	0	$1d_{3/2}$	1	0	1
$1p_{3/2}$	0	1	1	$1d_{5/2}$	1	1	1

The rotational energy spectra can be analyzed with

$$E_{\text{rot}}(\Omega, K, J) = \varepsilon_{\Omega} + A_{\Omega} \left[ J(J+1) + b_{\Omega} K^2 + a_{\Omega} (-1)^{J+1/2} (J+1/2) \delta_{K,1/2} \right], \quad (3)$$

where  $\varepsilon_{\Omega}$  is the intrinsic energy,  $A_{\Omega} = \hbar^2/2\mathcal{I}$  the inertial parameter,  $b_{\Omega}$  a Coriolis term, and  $a_{\Omega}$  the decoupling parameter. The latter term applies only to representations  $\Omega = E_{1/2}^{(\pm)}$  and  $K^P = 1/2^{\pm}$ . Eq. (3) is the same energy formula as used by Nuhn in Ref. [29] in a description of the bandheads of  $^{13}\text{C}$  in the context of a two-center shell model description of the system  $^{13}\text{C} + ^{16}\text{O} \rightarrow ^{29}\text{Si}$ . Nuhn used an axially symmetric potential, in contrast to a cluster potential with triangular  $D_{3h}$  symmetry in the CSM. As a consequence, in the CSM the  $K^P = 1/2^-$  and  $5/2^+$  bands belong to the same configuration  $\Omega = E_{1/2}^{(-)}$  (see Eq. (2) and Fig. 3), whereas in the axially symmetric case they represent separate rotational bands.



**Figure 4.** Left: Rotational bands in  $^{13}\text{C}$  [24]. Right: Comparison between calculated and experimental [30] longitudinal  $E2$  form factors for the ground-state band of  $^{13}\text{C}$ ,  $F(q; 1/2_1^- \rightarrow 5/2_1^-)$  (black) and  $F(q; 1/2_1^- \rightarrow 3/2_1^-)$  (red).

Fig. 4 shows the rotational bands of  $^{13}\text{C}$ . The ground-state band has  $K^P = 1/2^-$  and is assigned to the representation  $\Omega = E_{1/2}^{(-)}$  of  $D'_{3h}$  (blue lines and filled circles) arising from the coupling of the ground-state band in  $^{12}\text{C}$  to the intrinsic state with  $E_{1/2}^{(-)}$ . According to Eq. (2), this representation contains also  $K^P = 5/2^+$  and  $7/2^+$  bands, both of which appear to have been observed. In the shell model, positive parity states are expected to occur at much higher energies since they come from the  $s$ - $d$  shell. The first excited rotational band has  $K^P = 1/2^+$

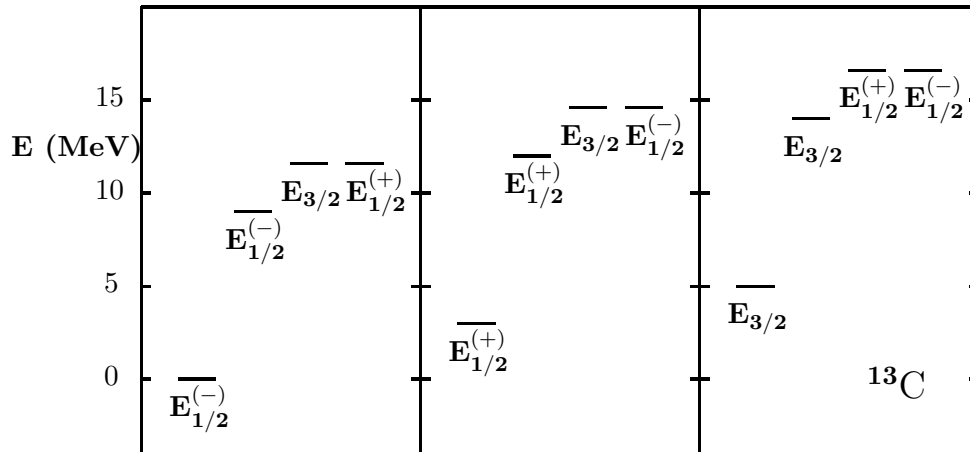
which can be assigned to  $\Omega = E_{1/2}^{(+)}$  (black line and filled squares) arising from the coupling of the ground-state band in  $^{12}\text{C}$  to the excited intrinsic state with  $E_{1/2}^{(+)}$ . In contrast to the ground-state band, this excited band has a large decoupling parameter. In addition, Fig. 4 shows evidence for the occurrence of a rotational band at an energy slightly higher than that of the Hoyle state in  $^{12}\text{C}$  which is interpreted as the coupling of the Hoyle band in  $^{12}\text{C}$  to the ground-state intrinsic state  $E_{1/2}^{(-)}$  (red line and filled triangles).

Further evidence for the occurrence of  $D'_{3h}$  symmetry in  $^{13}\text{C}$  is provided by electromagnetic transition rates and form factors. As an example, we show in Fig. 4 the longitudinal  $E2$  form factors of the states  $5/2_1^-$  and  $3/2_1^-$  of the ground-state rotational band. The two form factors are predicted to have identical shapes

$$F(q; 1/2_1^- \rightarrow 5/2_1^-) = F(q; 1/2_1^- \rightarrow 3/2_1^-), \quad (4)$$

and identical  $B(E2; \uparrow)$  values: 9.6 W.U. This is verified to a very good approximation.

Finally, in Fig. 5 we show the expected structure of the vibrational spectrum of  $^{13}\text{C}$ .



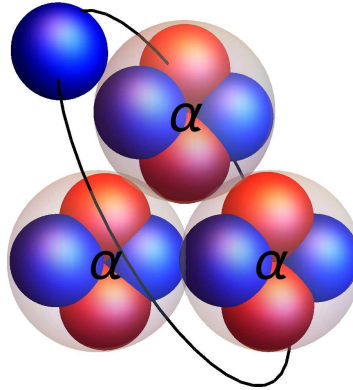
**Figure 5.** Expected vibrational spectrum of  $^{13}\text{C}$  for the coupling of a single-particle level with  $E_{1/2}^{(-)}$  (left),  $E_{1/2}^{(+)}$  (middle) and  $E_{3/2}$  symmetry (right) to the ground-state band, the Hoyle band and the bending band in  $^{12}\text{C}$  (see Fig. 2).

## 5. Summary and conclusions

In this contribution, we presented a discussion of triangular symmetry in cluster nuclei and studied the application to the even- and odd-cluster nuclei,  $^{12}\text{C}$  and  $^{13}\text{C}$ . A combined analysis of the rotation-vibration spectra and electromagnetic transition rates and form factors provides strong evidence for the occurrence of triangular symmetry in these nuclei. A characteristic feature of the triangular symmetry is the appearance of rotational bands consisting of both positive and negative parity states. As a consequence of the symmetry the form factors to the first excited state with  $J^P = 3/2^-$  and  $5/2^-$  are predicted to have the same shape and  $B(E2 \uparrow)$  values. In addition, the quadrupole and octupole transitions in  $^{12}\text{C}$  and  $^{13}\text{C}$  are strongly correlated [24]. The good agreement between theory and experiment supports the interpretation of the nucleus  $^{13}\text{C}$  as a system of three  $\alpha$ -particles in a triangular configuration plus an additional neutron moving in the deformed field generated by the cluster (see Fig. 6).

## Acknowledgments

This work was supported in part by grant IN109017 from DGAPA-UNAM, Mexico.



**Figure 6.** Molecular-like picture of  $^{13}\text{C}$ .

## References

- [1] Wheeler J A 1937 *Phys. Rev.* **52** 1083
- [2] Hafstad L R and Teller E 1938 *Phys. Rev.* **54** 681
- [3] Brink D M 1965 *Int. School of Physics Enrico Fermi, Course XXXVI* 247
- [4] Brink D M, Friedrich H, Weiguny A and Wong C W 1970 *Phys. Lett. B* **33** 143 the ACM and
- [5] Robson D 1978 *Nucl. Phys. A* **308** 381
- [6] Robson D 1982 *Prog. Part. Nucl. Phys.* **8** 257
- [7] Freer M and Fynbo H O U 2014 *Prog. Part. Nucl. Phys.* **78** 1
- [8] Freer M *et al.* 2007 *Phys. Rev. C* **76** 034320
- [9] Kirsebom O S *et al.* 2010 *Phys. Rev. C* **81** 064313
- [10] Marín-Lámbarri D J, Bijker R, Freer M, Gai M, Kokalova T, Parker D J and Wheldon C 2014 *Phys. Rev. Lett.* **113** 012502
- [11] Itoh M *et al.* 2011 *Phys. Rev. C* **84** 054308
- [12] Freer M *et al.* 2012 *Phys. Rev. C* **86** 034320
- [13] Zimmerman W R *et al.* 2013 *Phys. Rev. Lett.* **110** 152502
- [14] Freer M *et al.* 2011 *Phys. Rev. C* **83** 034314
- [15] Schuck P, Funaki Y, Horiuchi H, Röpke G, Tohsaki A and Yamada T 2016 *Phys. Scr.* **91** 123001
- [16] Freer M, Horiuchi H, Kanada-En'yo Y, Lee D and Meissner U G 2018 *Rev. Mod. Phys.* **90** 035004
- [17] Lombardo I, Dell'Aquila D, Spadaccini G, Verde G and Vigilante M 2018 *Phys. Rev. C* **97** 034320
- [18] Herzberg G 1991 *Molecular Spectra and Molecular Structure. III: Electronic Spectra and Electronic Structure of Polyatomic Molecules* (Krieger, Malabar, FL)
- [19] Koster G F, Dimmock J O, Wheeler R G and Statz H 1963 *Properties of the thirty-two point groups* (MIT Press, Cambridge, MA)
- [20] Bijker R and Iachello F 2000 *Phys. Rev. C* **61** 067305
- [21] Bijker R and Iachello F 2002 *Ann. Phys. (N.Y.)* **298** 334
- [22] Bijker R 2016 *Phys. Scr.* **91** 073005
- [23] Bijker R and Iachello F 2019 *Prog. Part. Nucl. Phys.* in press [arXiv:1903.04076]
- [24] Bijker R and Iachello F 2019 *Phys. Rev. Lett.* **122** 162501 [arXiv:1902.00451].
- [25] Della Rocca V, Bijker R and Iachello F 2017 *Nucl. Phys. A* **966** 158
- [26] Della Rocca V and Iachello F 2017 *Nucl. Phys. A* **973** 1
- [27] Nilsson S G 1955 *Kong Dan Vid Sel Mat Fys Med* **29** (16) 1
- [28] Bijker R and Santana-Valdés A H 2019 *J. Phys. Conf. Ser.* **1308** 012005 [arXiv:1903.02068]
- [29] Nuhn G, Scheid W and Park J Y 1987 *Phys. Rev. C* **35** 2146
- [30] Millener D J *et al.* 1989 *Phys. Rev. C* **39** 14