

Topological charge pumping of bound bosonic pairs

Sebastian Greschner,¹ Suman Mondal,² and Tapan Mishra²

¹*Department of Quantum Matter Physics, University of Geneva, 1211 Geneva, Switzerland*

²*Department of Physics, Indian Institute of Technology, Guwahati-781039, India*

(Dated: November 14, 2020)

Experiments with bosonic atoms in optical superlattices allow for the interesting possibility to study the adiabatic quantized pumping of bosonic atoms in the presence of interactions. We investigate this exotic phenomenon for bound bosonic pairs in the paradigmatic Su-Schrieffer-Heeger model where the ground state exhibits topological phase transitions due to dimerized hoppings. At unit filling we show that there exist crossovers and phase transitions to bond-order phases of paired bosons known as pair-bond-order phase as a function of attractive interactions. The pair bond order phase is found to exhibit effective topological properties such as the presence of polarized paired edge states. This is further analyzed by studying the emergence and breakdown of the Thouless charge pumping of this bound bosonic pairs by a parametric extension to the famous Rice-Mele model. Finally we discuss how the pumping of paired bosons or different regimes of breakdown of charge pumping can be probed by state-of-the art experiments with repulsively bound bosons.

Composite particles often exhibit fundamentally different properties, e.g. charge or exchange statistics, from the ones of their constituents, which may strongly influence the properties of many body states of these composite objects. A paradigmatic example of this is the composite fermions picture of fractional quantum Hall states [1, 2]. In particular, these phases have triggered a paramount interest in topological phases of matter influencing the field of condensed matter physics, material sciences and quantum computation [3]. Recently a strong effort has been put to realize such interesting physics in ultracold quantum gases experiments [4–7]. Many topological quantum phases have been studied extensively in the context of non-interacting fermionic systems in their ground state. During the recent years a great deal of progress has been made to extend these concepts to interacting fermions [8, 9] and bosons [10], dynamical fields [11–13], as well as finite temperatures, non-equilibrium and mixed states [14–16]. In this paper we explore the non-trivial topological properties of bosonic composite pairs for example the bound bosonic pairs which may be directly accessible in state-of-the-art quantum gas experiments.

One of the simplest one dimensional models which possesses non-trivial topological features is the Su-Schrieffer-

Heeger (SSH) model [17] which has been extensively studied in the context of fermionic and bosonic systems [8–10, 18–24]. These topological phases in the SSH model are characterized by the existence of polarized edge states which may be probed by the presence of adiabatic transport or pumping of a quantized topological charge. This concept was first introduced by Thouless [25], and may be studied by the generalization of the SSH to the Rice-Mele (RM) model [26]. Recently, with the observation of charge pumping in cold-atom experiments [4–7], the fate of Thouless-pumping in interacting systems, such as the interacting fermionic or bosonic RM model has attracted a lot of interest [27–31].

In this paper we theoretically investigate the topological phase transitions and Thouless pumping for the bosonic pairs in the context of a generalized RM model given by (compare Fig. 1)

$$H_{\text{RM}} = - \sum_i (t - (-1)^i \delta t \cos(2\tau)) a_i^\dagger a_{i+1} + \text{H.c.} + \frac{\delta \Delta}{2} \sin(2\tau) \sum_i (-1)^i n_i + H_{\text{int}}. \quad (1)$$

with $a_i^{(\dagger)}$ being the bosonic annihilation(creation) operators on site i and $n_i = a_i^\dagger a_i$ is the number operator. τ is a cyclic parameter which will be utilized for the pumping protocol. Onsite interactions $H_{\text{int}} = \frac{U}{2} \sum_i n_i (n_i - 1)$ are characterized by the term U . Note, that the RM model reduces for $\tau = \pi/4$ and $3\pi/4$ to the SSH model,

$$H_{\text{SSH}} = -t \sum_i (1 + \delta t (-1)^i) a_i^\dagger a_{i+1} + \text{H.c.} + H_{\text{int}} \quad (2)$$

with staggered hopping rates t_1 and t_2 from odd and even sites respectively ($t = \frac{t_1+t_2}{2}$ and $\delta t = \frac{t_1-t_2}{2}$). We exploit this scenario to first draw insights about the topological phase transitions of the bosonic pairs in the SSH model and then analyze the charge pumping of composite pairs in the RM model in one dimension. As we want to study

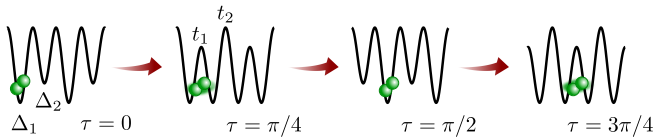


FIG. 1. Sketch of a charge pumping cycle of the RM model in a one dimensional optical superlattice. The SSH-model corresponds to a dimerized hopping $\delta t = (t_1 - t_2)/2$ as shown in the configurations $\tau = \pi/4$ and $\tau = 3\pi/4$. The cases of $\tau = 0$ and $\tau = \pi/2$ depict a staggered potential with $\delta \Delta = \Delta_2 - \Delta_1$.

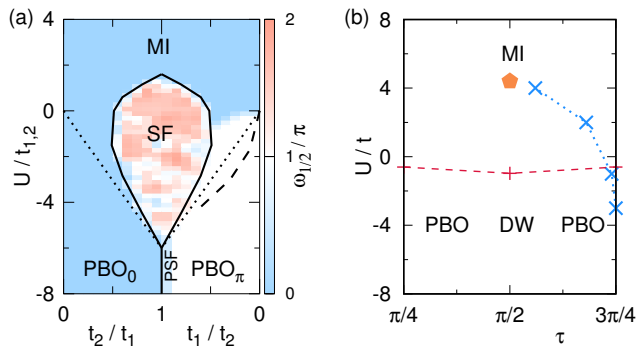


FIG. 2. (a) Phase diagram of the bosonic 3-body constraint SSH model at unit filling $n = 1$ as function of t_2/t_1 and U/t_1 (left) and t_1/t_2 and U/t_2 (right). DMRG-simulations reveal the BKT phase transitions to the SF phases (solid lines), MI-PBO cross-over (dotted line) and emergence of polarized edge states (dashed line). The gapless PSF phase separates different PBO phases (see Ref. [32]). Colors depict the estimate of the winding numbers $\omega_{1/2}$ (ED, $L = 8$). (b) Charge pumping in Model (1) for $\delta t = 0.9$, $\delta\Delta = 2$. The crosses mark the breakdown of pair-pumping as seen by the sharp kink in the polarization, red plus symbols the crossing position of two- and single particle excitations. Only for $\tau = \pi/2$ we observe a gapless phase transition point between a density wave (DW) and a MI like region (orange hexagon).

the case of bound bosonic pairs we impose three-body constraint i.e. $(a_i^\dagger)^3 = 0$ in order to stabilize the system against collapse due to the attractive onsite interactions - below we discuss how experiments may realize this physics without this constraint.

SSH model – In the SSH model two types of hopping dimerization are possible for $\tau = \pi/4$ and $3\pi/4$ (Fig. 1) corresponding to $t_1 > t_2$ and $t_1 < t_2$, which exhibit identical bulk properties. At half filling the single particle spectrum is gapped for any imbalance in hopping between the unit cells $t_1 \neq t_2$ [17]. In the limit of large interactions $U \rightarrow \infty$, the bosons are hardcore in nature and in this limit the Model (2), after a Jordan-Wigner transformation to free fermions $c_i^{(\dagger)}$ can be considered as the topological SSH model as mentioned before. Hence, one gets a bond order (BO) phase of bosons at half filling i.e. $n = N/L = 1/2$ particles per lattice site as a result of natural dimerization due to the Peierls instability. Presence of chiral symmetry in the model leads to the emergence of gapless topological edge states for $t_1 < t_2$ which are characterized by a nontrivial winding number (or Zak phase) [19, 20, 33]. This paradigmatic example of bulk-boundary correspondence can be extended to the case of softcore bosons at half filling [10]. Detailed ground state bulk properties of Model (2) in a grand canonical ensemble for three-body constrained bosons are discussed in Ref. [34]. Here, we will discuss the topological phase transitions as a function of U at unit-filling $n = 1$.

The case of $\delta t = 0$ of Model (2) is known to ex-

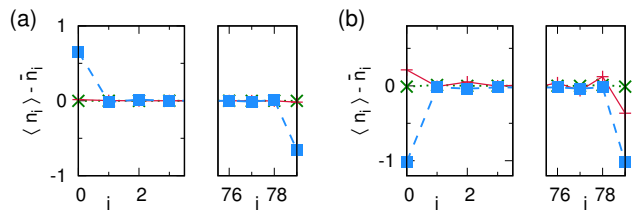


FIG. 3. Polarized edge states for the RM model at (a) $U = -10$ and (b) $U = -2$ ($t_1 = 1$, $t_2 = 0.2$) after subtracting the overall density modulation $\bar{n}_i = \langle n_{L/2+(i \bmod 2)} \rangle$ for clarity. The different curves are for different values of $\tau = 0.0$ (blue dash-square), 0.25π (red plus-solid), 0.5π (green dot-cross).

hibit a Berezinskii-Kosterlitz-Thouless (BKT) type phase transition from a gapped Mott-insulator (MI) to a gapless superfluid phase (SF) for strong repulsive interactions $U > U_c > 0$. For negative values of the interaction $U < 0$, the 3-body constrained system exhibits an Ising-type phase transition to a superfluid phase of paired bosons called the pair superfluid (PSF) phase. In the limit of strong attractions $-U \gg t$ the system is a stable ensemble of bosonic pairs $(a_i^\dagger)^2|0\rangle$ [35]. Interestingly, this regime is dual to the hardcore boson limit $U \rightarrow \infty$ with renormalized hopping coefficients of bound pairs $t_i^{eff} = t_i^2/|U|$. For $\delta t > 0$ an excitation gap opens up by moving away from the gapless SF and PSF phases as can be shown by a field theoretical treatment [32]. The complete ground state phase diagram of the three-body constrained SSH model, computed using the density matrix renormalization group (DMRG) method, is shown in Fig. 2 (a) as a function of the hopping ratios t_2/t_1 as well as t_1/t_2 and the interaction strengths U/t_1 and U/t_2 respectively. For large values of δt , we observe a smooth crossover from the MI region on the repulsive U regime to the pair bond order (PBO) phases in the attractive regime, without closing of any excitation gap. We may characterize the crossover between MI and PBO region by the crossing of 2-particle and 1-particle excitations (dotted line in Fig. 2 (a) [32]).

Edge states – In our numerical simulations we observe the presence of polarized edges at finite values of $U/t_2 > -\infty$ in the region marked as PBO_π phase in Fig. 2 (a). In Fig. 3 we sketch the edge density for a generalized RM model at $t_1/t_2 = 0.2$ at different values of U [36]. The $\tau = 0$ curves show the edge density of the corresponding SSH model. For smaller values of U (Fig. 3 (b)) the polarization vanishes abruptly and symmetric (Friedel-like) density oscillations are found at the boundaries of the system. These edge properties are further quantified by calculating the polarization $P = \frac{1}{L} \sum_{i=0}^L \langle \psi | (i - i_0) n_i | \psi \rangle$ with $i_0 = (L - 1)/2$ and the ground state $|\psi\rangle$ of Model (1) or (2) [32].

The concept of bulk-boundary correspondence states that the presence of topological edge states should be

related to a non-trivial topological invariant of the bulk system. For the SSH-model this is the winding number [10] defined in the many-body context as $\omega = \int_0^{2\pi} d\theta \langle \psi(\theta) | \partial_\theta \psi(\theta) \rangle$ from the ground state $|\psi\rangle$ of the effective model with twisted boundary conditions $a_i \rightarrow e^{i\theta/L} a_i$. With this definition we find that ω vanishes in all the gapped phases and in the SF phase it is accurately characterized by the winding number $\omega \neq 0$ corresponding to its superfluid density. However, we observe no distinction between the $t_1 < t_2$ and the $t_2 < t_1$ region [32].

To circumvent this we may identify $c_i \rightarrow (a_i^\dagger)^2$ and, hence, a single fermion hopping corresponds to two boson tunneling and will involve twice the phase. This simple argument already explains why we observe $\omega = 0$ also for $t_2 < t_1$ as we are winding effectively twice around the parameter space. Hence, the winding number correctly describing the topological properties in this limit should be defined over half the period as

$$\omega_{1/2} = \int_0^\pi d\theta \langle \psi(\theta) | \partial_\theta \psi(\theta) \rangle, \quad (3)$$

in analogy to a Z_2 index used for the description of e.g. quantum spin Hall effect [37]. In Fig. 2 (a) we calculate $\omega_{1/2}$ for the full phase diagram for small system sizes and observe that, interestingly, $\omega_{1/2}$ is accurately quantized in all gapped regions. We also observe an extended region $\omega_{1/2} = \pi$ which coincides roughly with the emergence of the edge states. This allows us to discriminate between the PBO_0 and a PBO_π regions with non-trivial and trivial effective topology, $\omega_{1/2} = 0$ and $\omega_{1/2} = \pi$ and an abrupt jump between them, even though both regions remain adiabatically connected in the bulk.

Charge pumping – We will now extend the discussion on the topological properties of the SSH model to the case of the RM model (1) which connects the $t_1 < t_2$ and the $t_2 < t_1$ region of the SSH model by a periodic process in the cyclic parameter τ realizing a Thouless charge pump. In the single particle picture (i.e. for $U \rightarrow -\infty$) the pumped charge can be related to a Chern number of the RM model (in momentum k and τ space). Hence, here the pumped charge is quantized and directly linked to the non-trivial topology of the model if non-vanishing. Following Ref. [30] we study the charge pumping for finite systems with open-boundary conditions by monitoring the polarization $P(\tau)$ of Model (1). The total transferred charge is given by $Q = \int_0^1 d\tau \partial_\tau P(\tau)$ and hence, directly linked to the presence of polarized edge state for the SSH-model. We plot the polarization over the pumping-cycle in Fig. 4 (a) for several values of the interactions. While for strong attractive interactions $U = -10t$, we observe a clear pumping of a charge $Q = 2$ corresponding to a bosonic pair, for $U = -2, -1$ and 4 we find zero pumped charge i.e. $Q = 0$, corresponding to the abrupt vanishing of the polarized edge states discussed in the previous section. Remarkably, in this case we cannot link

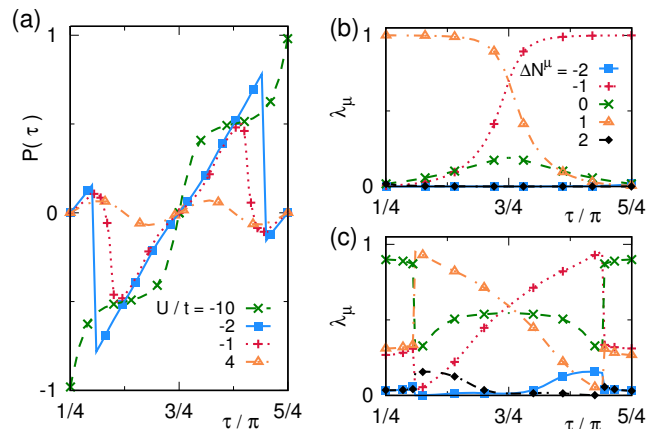


FIG. 4. (a) Polarization P for the RM model (1) as function of the adiabatic parameter τ for several values of U ($\delta\Delta = \delta t$). Note that, $\tau = \pi/4$ and $5\pi/4$ correspond to $t_1 = 0.2$ and $t_2 = 1$ and for $\tau = 3\pi/4$ we have $t_1 = 1.0$ and $t_2 = 0.2$. We consider system size of $L = 180$ sites and for comparison we consider $L = 80$ (not shown) for $U = -1$ and observe no change in the result. For $U = 4$ we plot $10 \times P$ for clarity. (b-c) Largest values of the entanglement spectrum λ_μ of the reduced density matrix in the center of a finite system of size $L = 160$ for the model (1) as a function of the adiabatic parameter τ for (b) $U = -10$, (c) $U = -2$ (compare Ref. [31]). Note that we show less data points than the calculated ones for better visibility.

the breakdown of the charge-pumping to a gap-closing in the pumping cycles.

As discussed recently by Hayward et al. [31] the charge-pumping in the RM model may as well be visualized by the evolution of the entanglement spectrum λ_μ . In Fig. 4(b, c) we plot the largest eigenvalues λ_μ of the reduced density matrix in the center of the system. Due to the total particle number conservation of the model the eigenvalues may be labeled by $\Delta N_\mu = N_\mu - N_0$, where N_μ corresponds to the quantum number of the eigenvalues λ_μ and $N_0 = N/2$. As shown in Fig. 4 (b) for strong attractive interaction $U = -10t$, the $\Delta N_\mu = \pm 1$ eigenstates dominate, leading to a non-zero pumped charge. With increasing U we observe a crossover to the MI regime where the $\Delta N_\mu = 0$ state has the largest contribution and no charge is pumped (Fig 4 (c)).

While so far we have discussed the case $\delta\Delta = \delta t$, Fig. 2 (b) shows the results of a similar analysis of more asymmetric pumping parameters, $\delta t = 0.9$ and $\delta\Delta = 2.0$, in a phase diagram showing the pumping cycle as function of U . We observe pumping of bosonic pairs for strong attractions of $-U \lesssim 3.5t$. Interestingly, the transition region of the breakdown of pumping gets extended and can be observed up to $U \sim 4t$. The blue cross-dotted line depicts the positions where we observe a sharp breakdown of charge pumping. For $\tau = \pi/2$ the system exhibits

a gapless Gaussian transition point [38, 39]. Note, that even though the excitation gap becomes small around the Gaussian transition point we do not find any other gapless phases for the given parameters. Approaching the Gaussian transition point the breakdown of pumping becomes more smooth such that we cannot identify a precise point of pumping breakdown. As a topological feature charge pumping should be to some extent robust with alterations of the actual pumping protocol or periodic path chosen through the parameter space of the RM model. We show this feature by repeating the above analysis for a more elongated path [32].

Experimental realization – While there has been an active research on the bosonic systems with three body constraint and attractive interactions [35, 40–45], important features of the pair-pumping and its breakdown can be studied with state-of-the-art bosonic quantum gas experiments without these properties. In particular, the pumping of attractive pairs can be simulated by repulsively bound particles: For a deep staggered potential, such as shown in Fig. 2 (b) ($\delta t = 0.9$ and $\delta\Delta = 2.0$ for $\tau = \pi/2$), the ground state with good accuracy given by a Fock-state of two bosons in every second lattice site. In a deep optical superlattice this state can be accurately prepared [46] with unconstrained bosons with a small repulsive interaction $U > 0$. After initialization, we assume a quench to large repulsive interactions $U_q \gg t$, δt , $\delta\Delta$ by means a Feshbach resonance. These repulsively bound pairs as studied in Refs. [47, 48] are stable due to energy conservation and propagate with a reduced hopping rate in a second order tunneling process $t_{eff} \sim 2t^2/U$. One may now try to perform a pumping cycle with these repulsively bound pairs which can simulate the physics of the attractively bound bosonic pairs. Note that the pumping process has to be slow compared to the effective tunneling rate but fast enough compared to the effective lifetime of the pairs. In Fig. 5 we study this protocol by means of exact-diagonalization (ED) simulations and compare to the pumping of attractively bound pairs. The effective adiabaticity condition may depend strongly on the precise path through the phase space chosen during the time of evolution [32]. For the given examples, $U_q \gtrsim 20t$ is sufficient to pump one pair during the time-evolution. Interestingly, we observe that slightly lower values of U_q quickly lead to a completely distinct evolution without quantized pumped charges.

The choice of more asymmetric pumping parameters, such as the ones of in Fig. 2 (b), shifts a large part of the region of breakdown of pumping (blue dot-cross line in Fig. 2 (b)) to positive values of the interaction parameter $U \gtrsim t$. Here, the three-body constrained system is already to good extent modeled by an unconstrained bosonic quantum gas, allowing for the experimental study of the interesting transition region without the 3-body constraint. In Fig. 5(b) we compare both cases of constrained and unconstrained bosons for

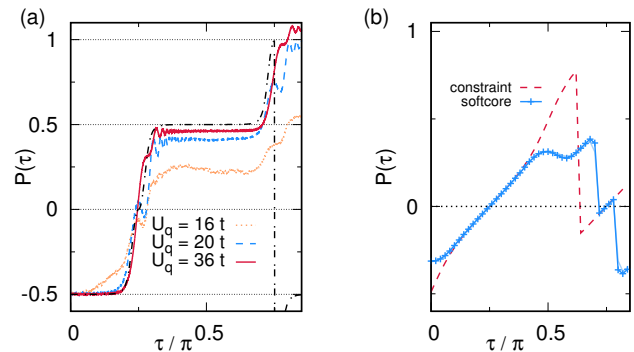


FIG. 5. (a) Pumping of repulsively bound pairs for different values of the quenched interactions $U_q = 16t$, $20t$ and $36t$ (real-time evolution, $L = 6$, $N = 6$). The dash-dotted line depicts the fully adiabatic evolution of the effective model of attractively bound pairs ($L = 120$ sites). (b) Observation of the different regimes of breakdown of charge pumping for bosons with repulsive interactions ($\delta t = 0.9$ and $\delta D = 2.0$). Pumping of three body constrained and softcore bosons ($n_{max} = 6$, $L = 80$ sites) for $U = 3$.

$U = 3t$. While both curves differ strongly around $\tau = \pi/2$, we observe also for the softcore bosons the sudden kink in the pumped polarization for some value $\tau = \tau_c < 3\pi/4$, which we could identify with the breakdown of pair-pumping.

In summary, we have investigated the ground-state phase-diagram and topological properties of attractive bosons in the context of the SSH and RM model at unit filling. For strong attractive interactions the bosons pair up and dimerize to form the PBO phases, with different effective topological properties and winding numbers $\omega_{1/2} = 0$ and $\omega_{1/2} = \pi$, being linked to interesting edge states of paired bosons. While aspects of the topological pumping of bosonic pairs could be reproduced with current set-ups of unconstrained bosons, the flexibility to tune the interactions from attractive to repulsive regimes and the techniques to engineer three and higher order local interactions [35, 40–44] and recent experimental observation [49] have broadened the scope of simulating the physics of many-body systems by several folds. With the existing state of the art facilities the current prediction can in principle be experimentally accessible in ultracold atom experiments along the line of recent experiment on Rydberg atoms in SSH model [24].

S.G. acknowledges important discussions with Thierry Giamarchi, Charles-E. Bardyn, Han-Ning Dai and Zhen-Sheng Yuan as well as financial support by the Swiss National Science Foundation under Division II. T.M. acknowledges SERB(India) for the early career grant through Project No. ECR/2017/001069. The computational simulations were carried out using the Param-Ishan HPC facility at Indian Institute of Technology -

Guwahati, India and the baobab cluster at University of Geneva.

-
- [1] J. K. Jain, Phys. Rev. Lett. **63**, 199 (1989).
- [2] B. I. Halperin, P. A. Lee, and N. Read, Phys. Rev. B **47**, 7312 (1993).
- [3] M. Z. Hasan and C. L. Kane, Rev. Mod. Phys. **82**, 3045 (2010).
- [4] Lohse M., Schweizer C., Zilberberg O., Aidelsburger M., and Bloch I., Nature Physics **12**, 350 (2015).
- [5] S. Nakajima, T. Tomita, S. Taie, T. Ichinose, H. Ozawa, L. Wang, M. Troyer, and Y. Takahashi, Nature Physics **12**, 296 (2016).
- [6] C. Schweizer, M. Lohse, R. Citro, and I. Bloch, Phys. Rev. Lett. **117**, 170405 (2016).
- [7] M. Lohse, C. Schweizer, H. M. Price, O. Zilberberg, and I. Bloch, Nature **553**, 55 (2018).
- [8] S. R. Manmana, A. M. Essin, R. M. Noack, and V. Gurarie, Phys. Rev. B **86**, 205119 (2012).
- [9] T. Yoshida, R. Peters, S. Fujimoto, and N. Kawakami, Phys. Rev. Lett. **112**, 196404 (2014).
- [10] F. Grusdt, M. Höning, and M. Fleischhauer, Phys. Rev. Lett. **110**, 260405 (2013).
- [11] D. González-Cuadra, P. R. Grzybowski, A. Dauphin, and M. Lewenstein, Phys. Rev. Lett. **121**, 090402 (2018).
- [12] D. González-Cuadra, A. Dauphin, P. R. Grzybowski, P. Wójcik, M. Lewenstein, and A. Bermudez, arXiv preprint arXiv:1811.08392 (2018).
- [13] G. Magnifico, D. Vodola, E. Ercolessi, S. Kumar, M. Müller, and A. Bermudez, Physical Review D **99**, 014503 (2019).
- [14] C. Bardyn, M. Baranov, C. Kraus, E. Rico, A. İmamoğlu, P. Zoller, and S. Diehl, New Journal of Physics **15**, 085001 (2013).
- [15] C.-E. Bardyn, L. Wawer, A. Altland, M. Fleischhauer, and S. Diehl, Physical Review X **8**, 011035 (2018).
- [16] M. Heyl and J. Budich, Physical Review B **96**, 180304 (2017).
- [17] W. P. Su, J. R. Schrieffer, and A. J. Heeger, Phys. Rev. Lett. **42**, 1698 (1979).
- [18] S. Ryu and Y. Hatsugai, Phys. Rev. Lett. **89**, 077002 (2002).
- [19] P. Delplace, D. Ullmo, and G. Montambaux, Phys. Rev. B **84**, 195452 (2011).
- [20] L.-J. Lang, X. Cai, and S. Chen, Phys. Rev. Lett. **108**, 220401 (2012).
- [21] M. Atala, M. Aidelsburger, J. T. Barreiro, D. Abanin, T. Kitagawa, E. Demler, and I. Bloch, Nature Physics **9**, 795 (2013).
- [22] M. Di Liberto, A. Recati, I. Carusotto, and C. Menotti, Phys. Rev. A **94**, 062704 (2016).
- [23] M. Di Liberto, A. Recati, I. Carusotto, and C. Menotti, The European Physical Journal Special Topics **226**, 2751 (2017).
- [24] S. de Léséleuc, V. Lienhard, P. Scholl, D. Barredo, S. Weber, N. Lang, H. P. Büchler, T. Lahaye, and A. Browaeys, Science **365**, 775 (2019).
- [25] D. Thouless, Phys. Rev. B **27**, 6083 (1983).
- [26] M. Rice and E. Mele, Phys. Rev. Lett. **49**, 1455 (1982).
- [27] E. Berg, M. Levin, and E. Altman, Phys. Rev. Lett. **106**, 110405 (2011).
- [28] Y. E. Kraus, Y. Lahini, Z. Ringel, M. Verbin, and O. Zeitlinger, Phys. Rev. Lett. **109**, 106402 (2012).
- [29] L. Taddia, E. Cornfeld, D. Rossini, L. Mazza, E. Sela, and R. Fazio, Phys. Rev. Lett. **118**, 230402 (2017).
- [30] M. Nakagawa, T. Yoshida, R. Peters, and N. Kawakami, Phys. Rev. B **98**, 115147 (2018).
- [31] A. Hayward, C. Schweizer, M. Lohse, M. Aidelsburger, and F. Heidrich-Meisner, Phys. Rev. B **98**, 245148 (2018).
- [32] See Supplementary Material, which includes Refs. [50–60], for details.
- [33] J. Zak, Phys. Rev. Lett. **62**, 2747 (1989).
- [34] S. Mondal, S. Greschner, and T. Mishra, Phys. Rev. A **100**, 013627 (2019).
- [35] A. J. Daley, J. M. Taylor, S. Diehl, M. Baranov, and P. Zoller, Phys. Rev. Lett. **102**, 040402 (2009).
- [36] In order to visualize the properties of the edges clearly we subtract the background average density $\bar{n}_j = \langle n_{L/2+(j \bmod 2)} \rangle$.
- [37] C. L. Kane and E. J. Mele, Physical review letters **95**, 146802 (2005).
- [38] M. Tsukano and K. Nomura, Journal of the Physical Society of Japan **67**, 302 (1998).
- [39] M. Tsukano and K. Nomura, Physical Review B **57**, R8087 (1998).
- [40] A. J. Daley, J. M. Taylor, S. Diehl, M. Baranov, and P. Zoller, Phys. Rev. Lett. **102**, 040402 (2009).
- [41] D. S. Petrov, Phys. Rev. Lett. **112**, 103201 (2014).
- [42] D. S. Petrov, Phys. Rev. A **90**, 021601 (2014).
- [43] P. R. Johnson, E. Tiesinga, J. V. Porto, and C. J. Williams, New Journal of Physics **11**, 093022 (2009).
- [44] A. Safavi-Naini, J. von Stecher, B. Capogrosso-Sansone, and S. T. Rittenhouse, Phys. Rev. Lett. **109**, 135302 (2012).
- [45] S. Greschner and L. Santos, Physical review letters **115**, 053002 (2015).
- [46] B. Yang, H. Sun, C.-J. Huang, H.-Y. Wang, Y.-J. Deng, H.-N. Dai, Z.-S. Yuan, and J.-W. Pan, arXiv preprint arXiv:1901.01146 (2019).
- [47] K. Winkler, G. Thalhammer, F. Lang, R. Grimm, J. H. Denschlag, A. Daley, A. Kantian, H. Büchler, and P. Zoller, Nature **441**, 853 (2006).
- [48] D. Petrosyan, B. Schmidt, J. R. Anglin, and M. Fleischhauer, Physical Review A **76**, 033606 (2007).
- [49] Will Sebastian, Best Thorsten, Schneider Ulrich, Hackermüller Lucia, Lühmann Dirk-Sören, and Bloch Immanuel, Nature **465**, 197 (2010).
- [50] H. J. Schulz, Phys. Rev. B **34**, 6372 (1986).
- [51] A. Kitazawa, K. Nomura, and K. Okamoto, Physical review letters **76**, 4038 (1996).
- [52] A. Kitazawa and K. Nomura, Journal of the Physical Society of Japan **66**, 3944 (1997).
- [53] S. Ejima, T. Yamaguchi, F. Essler, F. Lange, Y. Ohta, and H. Fehske, SciPost Physics **5** (2018).
- [54] E. Berg, E. G. Dalla Torre, T. Giamarchi, and E. Altman, Physical Review B **77**, 245119 (2008).
- [55] T. Giamarchi, *Quantum physics in one dimension*, Vol. 121 (Clarendon press, 2003).
- [56] S. Takayoshi, S. C. Furuya, and T. Giamarchi, Phys. Rev. B **98**, 184429 (2018).
- [57] A. Dhar, M. Maji, T. Mishra, R. V. Pai, S. Mukerjee, and A. Paramekanti, Phys. Rev. A **85**, 041602 (2012).
- [58] S. Greschner, L. Santos, and T. Vekua,

- Phys. Rev. A **87**, 033609 (2013).
- [59] T. Mishra, J. Carrasquilla, and M. Rigol, Phys. Rev. B **84**, 115135 (2011).
- [60] M. Dalmonte, J. Carrasquilla, L. Taddia, E. Ercolessi, and M. Rigol, Phys. Rev. B **91**, 165136 (2015).

Supplementary material for "Topological charge pumping of bound bosonic pairs"

Sebastian Greschner,¹ Suman Mondal,² and Tapan Mishra²

¹*Department of Quantum Matter Physics, University of Geneva, 1211 Geneva, Switzerland*

²*Department of Physics, Indian Institute of Technology, Guwahati-781039, India*

(Dated: November 14, 2020)

In this Supplementary material we present a detailed discussion on the topological phase transitions of the attractive bosons at unit filling in the context of the SSH model which is a limiting case of the generalized RM model. First we discuss the qualitative picture of the system using the bosonization technique and then provide a detailed DMRG calculation to obtain various physical quantities to obtain the complete phase diagram including the calculation of the topological winding numbers. Further we present an elaborate discussion on the charge pumping and in the end we provide details on the experimental feasibility of these findings.

I. GROUND STATE PHASE DIAGRAM AT UNIT FILLING

Detailed ground state bulk properties of three-body constrained bosonic SSH model in a grand canonical ensemble are discussed in Ref. [1]. Here, we will summarize the phases and phase transitions of the model focusing on the phase diagram at unit-filling $n = N/L = 1$ particles per lattice site. Before going to the detailed numerical results we will present the inferences that can be obtained from analytical arguments. The properties of (constrained) bosons at unit filling can be best understood from field theoretical arguments. In particular the system of 3-body constrained bosons can be understood as a spin-1 system, which itself can be described well by the triplet state of spin-1/2 states [2]. Spin-1 models with staggered/dimerized exchange term have been studied before e.g. in Ref. [3-5]. Here we will follow the bosonization scheme discussed e.g. by Berg et al. in Ref. [6], and approximate the bosons by $a_j^{(\dagger)} \approx (a_{j,0}^{(\dagger)} + a_{j,1}^{(\dagger)})/\sqrt{2}$, with two different bosonic species $a_{j,\alpha}$, $\alpha = 0, 1$. Within the standard bosonization dictionary [7], we introduce two sets of bosonic fields (θ_0, ϕ_0) and (θ_1, ϕ_1) corresponding to density and phase fluctuations of $a_{j,\alpha}$. With Ref. [6] we result in an effective decoupling of symmetric and anti-symmetric combinations $\theta_{\pm} = (\theta_0 \pm \theta_1)/2$ and $\phi_{\pm} = \phi_0 \pm \phi_1$, $\mathcal{H} \approx \mathcal{H}_+ + \mathcal{H}_-$ and

$$\mathcal{H}_+ \sim \frac{v_+}{2} \left[\frac{(\partial_x \phi_+)^2}{K_+} + K_+ (\partial_x \theta_+)^2 \right] + g_1 \cos(2\phi_+) + \dots \quad (1)$$

and

$$\mathcal{H}_- \sim \frac{v_-}{2} \left[\frac{(\partial_x \phi_-)^2}{K_-} + K_- (\partial_x \theta_-)^2 \right] + g_2 \cos(2\phi_-) + g_3 \cos(2\theta_-) + \dots \quad (2)$$

up to higher order terms. In weak coupling $g_{1,2} \sim U$ and $g_3 \sim t$ and phenomenological Luttinger-liquid parameters K_{\pm} , and velocities v_{\pm} . \mathcal{H}_- has the form of a double-sine-gordon Hamiltonian [8]. For $K_- > 1/2$, the

$\cos(2\theta_-)$ term is relevant and will open up a gap in the antisymmetric sector. For strong attractive interactions $U < 0$, the system may enter a phase of paired bosons where the ϕ_- field becomes gapped, which corresponds to the SF-PSF phase transition if the symmetric sector remains gapless. The g_1 term may induce a transition to a gapped phase in the symmetric sector, which corresponds to the opening of the Mott-gap and a MI-SF BKT like transition. In this framework the SSH-model staggered tunneling term $(-)^j \delta t a_j^\dagger a_{j+1}$ is given by

$$\sim \delta t \cos(\phi_-) \sin(\phi_+). \quad (3)$$

In order to get some intuition of the physics of this term we may assume a mean-field like decoupling as $\sim \lambda_1 \cos(\phi_-) + \lambda_2 \sin(\phi_+)$, with $\lambda_1 = \langle \sin(\phi_+) \rangle$ and $\lambda_2 = \langle \cos(\phi_-) \rangle$. In the paired phase, we would expect to find $\lambda_2 \neq 0$ and, hence, as $\sin(\phi_+)$ is a relevant term, it will here open up a gap also in the symmetric sector, introducing a phase transition to the PBO phase. For strong δt the $\cos(\phi_-)$ may directly open up a gap the antisymmetric sector also at vanishing U . Interestingly, both $\sin(\phi_+)$ and $\cos(2\phi_+)$ terms stabilizing PBO and MI phases are compatible with the pinning of $\phi_+ \sim \pi/4$, and we may not expect any phase transition between the large- U MI state and the PBO state, but a smooth crossover between the two regimes.

This feature is seen in the numerical calculation as well using the DMRG method. The complete ground state phase diagram of the bosonic constrained SSH model is shown in Fig. 1 as a function of the hopping ratios t_2/t_1 as well as t_1/t_2 and the interaction strength U/t_1 and U/t_2 respectively. Ground state properties of this system is analyzed using the density matrix renormalization group (DMRG) method. We consider typically system sizes up to 160 sites and retaining up to 800 density matrix eigenstates. The phase diagram shows various quantum phases such as the gapped MI phase on the repulsive U regime and the PBO₀ and PBO _{π} phases in the attractive regime, which will be discussed in more detail in the following. Apart from this there also exist the gapless superfluid (SF) and pair-superfluid (PSF) phases. The black diamonds depict the phase transition to the SF phase and there exists smooth crossovers from the MI

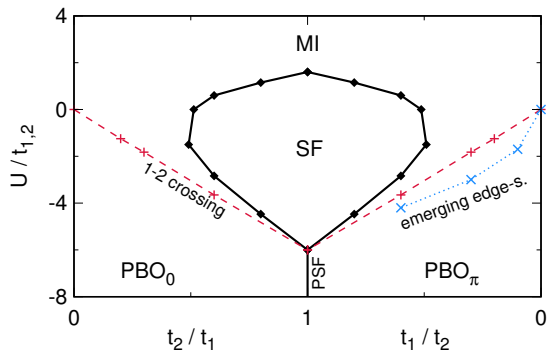


FIG. 1. Phase diagram of the bosonic 3-body constraint SSH model at unit filling $n = 1$ as function of t_2/t_1 and U/t_1 (on the left) and t_1/t_2 and U/t_2 (right part). The straight lines mark BKT phase transitions between gapped and gapless phases. The dotted line depicts the crossing between single and two particle excitations and defines the crossover between MI and PBO phases. The dash-dotted line depicts the emergence of polarized edge states due to the nontrivial effective topology of the model in the attractive regime (see text).

to the PBO phase denoted by the red plus-dashed lines. The blue cross-dotted line represents the emergence of edge states.

In Fig. 1 the gap to gapless phase transitions and crossovers are determined by using the finite size scaling of the momentum distribution function;

$$N(k) = \frac{1}{L} \sum_{i,j} e^{ik|i-j|} \langle a_i^\dagger a_j \rangle \quad (4)$$

The BKT type MI-SF transition points are obtained by means of the finite size scaling of the momentum distribution function [1, 9, 10]. We further compute the excitation gap of the single particle G_1 and two-particle sector G_2 with

$$G_m(L) = (E_0(N+m, L) - 2E_0(N, L) + E_0(N-m, L))/m, \quad (5)$$

where $E_0(N, L)$ is the ground-state energy of a system of N particles and L sites and $m \in [1, 2]$. In order to verify the BKT character of the phase transitions we analyze the finite size scaling of the energy gaps in the negative U regime using the approach used in Ref. [11, 12]. In the inset of Fig. 2 the rescaled single particle energy gap $G'_1 = G_1 L (1 + 1/(\log(L) + C))$ for $t_2 = 0.6$ exhibits the expected scaling close to the BKT transition point ($U_c = -2.9$) leading to a collapse of data points plotted against $x_L = \log L - \log B/\sqrt{|U - U_c|}$, with fitting parameters C, B and U_c [11, 12]. For a strong staggered hopping δt as shown in Fig. 2 (a) we do not observe any closing of the excitation gap $G_{1,2}$ upon changing U from the PBO to the MI phase. Both phases remain adiabatically connected. As discussed already in Ref. [1] the fidelity susceptibility and parity order stays finite during this crossover between different regions. In the inset of

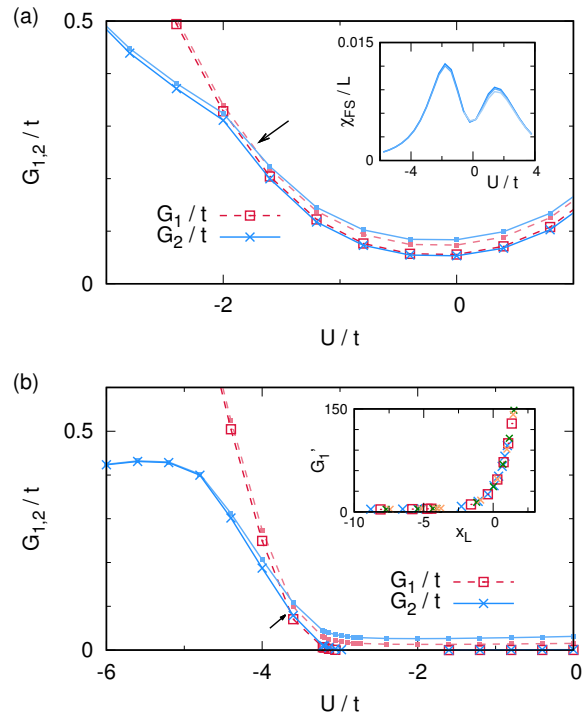


FIG. 2. Single and two particle energy gaps G_1 (red dashed lines) and G_2 (blue solid lines) are shown as function of U/t . We show the data for system size of $L = 160$ (light filled squares) together with the extrapolation to the thermodynamic limit (open square for G_1 and cross for G_2) using $L = 40, 80, 120$ and 160 sites). DMRG data for (a) $t_2/t_1 = 0.3$ and (b) $t_2/t_1 = 0.6$. The arrow marks the crossing between G_1 and G_2 . The Inset in (a) depicts the fidelity susceptibility χ_{FS}/L for $t_2/t_1 = 0.3$ as function of U . The Inset in (b) shows the BKT-compatible scaling of the single particle energy gap with a critical value of $U_c = -2.9t_1$ (see text).

Fig. 2 (a) we depict the fidelity susceptibility defined by

$$\chi_{FS}(U) = \lim_{U \rightarrow U'} \frac{-2 \ln |\langle \psi_0(U) | \psi_0(U') \rangle|}{(U - U')^2}, \quad (6)$$

where $|\psi_0\rangle$ is the ground-state wave-function. χ_{FS}/L exhibits local maximum which stays finite as function of the system size. The presence of a second local maximum may be attributed to an intermediate bond-ordered (BO) region [1], which we will not discuss here further. Numerically, we may quantify the crossover points from the MI-region to the PBO phase by an analysis of the excitation gap. As shown in Fig. 2 (a) and (b) we observe a crossing between the single particle gap G_1 (red dashed lines) and two-particle gap G_2 (blue solid lines). In the figure we show the data for $L = 160$ (along with the extrapolated data for $t_2 = 0.3$ (Fig. 2 (a)) and 0.6 (Fig. 2 (b))). The extrapolation is performed using the data for $L = 40, 80, 120, 160$. The arrow defines the crossover between MI-like and dimerized PBO states. The crossover position to a PBO region can also be seen in the bond order structure factors [1].

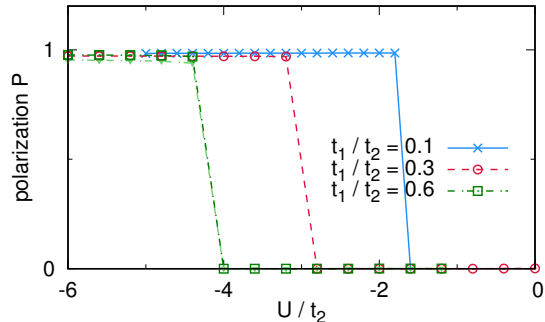


FIG. 3. Polarization P for $t_1/t_2 = 0.1, 0.3$ and 0.6 as function of the interaction strength for $L = 160$ and $L = 80$ sites (light colored lines).

II. TOPOLOGICAL PROPERTIES

A. Edge states

As discussed in the main text the PBO_π phase exhibits non trivial edge states. In order to quantify the edge properties in more detail, we calculate the polarization

$$P = \frac{1}{L} \sum_{i=0}^L \langle \psi | (i - i_0) n_i | \psi \rangle \quad (7)$$

with $i_0 = (L - 1)/2$ and the ground state $|\psi\rangle$ of Model (1) or (2). We plot this quantity for different values of t_1/t_2 with respect to U as shown in Fig. 3. In order to facilitate the numerical simulations we add a small symmetry breaking potential to the boundary sites, corresponding to the evolution of the RM model at small value of $\delta\tau = 0.001$. Comparisons to results with a smaller $\delta\tau = 0.0001$ and different system sizes indicate that our choice does not influence the physics of the system. Interestingly, we observe a sudden sharp transition between a region of $U < U_e$ with polarized edges and a polarization close to $P = 1$ and unpolarized systems with $P = 0$ for larger values of $U > U_e$.

In the phase diagram Fig. 1 we depict the point of emergence of edge states U_e as the blue cross-dotted line. This transition line differs from the crossing position of 2-particle and 1-particle excitations (red dashed line in Fig. 1). The reason for this can be attributed to the bosonic enhancement which is energetically favorable to first delocalize a single doublon on the MI phase before the polarized edge states are formed [13].

B. Winding number ω

In this section we compute the winding number using the standard definition in the many-body context from the ground state $|\psi\rangle$ of the effective model with twisted

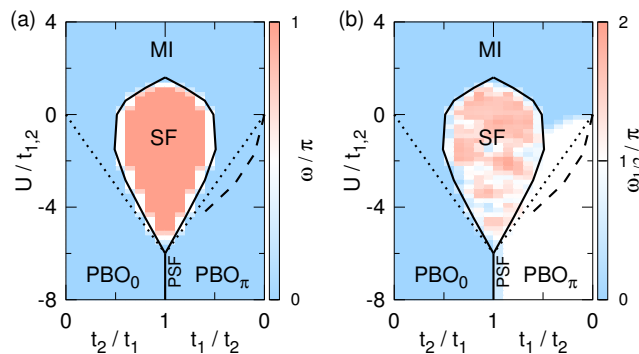


FIG. 4. Estimates of the winding numbers (a) ω and (b) $\omega_{1/2}$ from small system size simulation ($L = 8$ sites, exact diagonalization) for the SSH-model as function of U/t and t_1/t_2 as well as t_2/t_1 . Black lines correspond to the lines of Fig. 1.

boundary conditions $a_i \rightarrow e^{i\theta/L} a_i$,

$$\omega = \int_0^{2\pi} d\theta \langle \psi(\theta) | \partial_\theta \psi(\theta) \rangle \quad (8)$$

With this definition we find that at unit-filling ω vanishes in all the gapped phases. The SF phase is accurately characterized by the winding number $\omega \neq 0$ corresponding to its superfluid density. However, we observe no distinction between the $t_1 < t_2$ and the $t_2 < t_1$ region as shown in Fig. 4 (a). This problem was countered by redefining ω as discussed in the main text and as a result we reproduce the desired values as shown in Fig. 4 (b).

C. Charge Pumping in the Rice-Mele model

As a starting point we may also obtain insights into the physics of the RM model at unit-filling by means of the bosonization treatment discussed above. Analogously to Eq. (3) we may express the staggered potential as

$$\sim \delta\Delta \cos(\phi_-) \cos(\phi_+) \quad (9)$$

For a pure staggered potential we may, hence, expect a competition between the MI phase of dominant $\cos(2\phi_+)$ in the large U limit and the DW ordering $\cos(\phi_+)$ and observe phase transition between both phases. For the case of the related spin-1 system with a staggered field $(-1)^x S_x^z$ this has been studied in detail in Refs. [14, 15] and a Gaussian type transition between large- U (which corresponds to the MI phase in the bosonic system) phase and Néel ordered phase (corresponding to the DW phase) has been observed.

The effect of both a staggered potential and staggered tunneling term as we will encounter during the pumping cycle, can be expressed as a single cosine-term

$$\sim \cos(\phi_-) \cos(\phi_+ + \varphi), \quad (10)$$

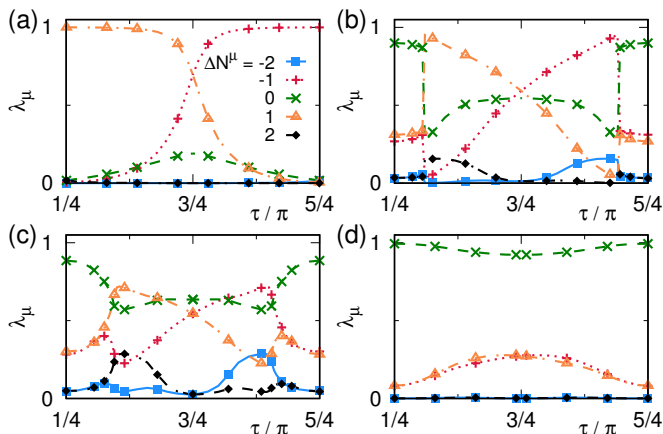


FIG. 5. Largest values of the entanglement spectrum λ_μ of the reduced density matrix in the center of a finite system of size $L = 160$ for the RM model shown in Eq. (1) of the main text as a function of the adiabatic parameter τ for (a) $U = -1$ and (b) $U = 4$ (compare Ref. [16]). The eigenvalues λ_μ have been sorted by the particle number sector N_μ in the center of the chain and for convenience labeled by $\Delta N_\mu = N_\mu - L/2$.

with $\varphi \sim \arctan(\delta t / \delta \Delta) \sim \tau$. The value of the pinned field ϕ_+ will thus follow smoothly the variations of τ . In a finite system this will correspond to pumping of a charge. The competition with MI term should lead again to interesting crossover or transitions which we discuss in the main text by a more detailed numerical treatment.

As discussed in the main text the evolution of the entanglement spectrum λ_μ can provide signatures of charge pumping. In Fig. 5 we plot λ_μ for several values of U . With increasing U we observe a smooth crossover to the MI regime where the $\Delta N_\mu = 0$ state has the largest contribution and no charge is pumped.

As a topological feature charge pumping should be robust with alterations of the actual pumping protocol or periodic path chosen through the parameter space of the RM model. In Fig. 6 (a) we repeat the analysis shown in Fig. 2(b) of main text for a more elongated path with $\delta t = \delta \Delta = 1$. We again observe pumping of bosonic pairs for strong attractions of $-U \lesssim 2.6t$. In Fig. 6 we show both the phase diagrams for comparison.

III. TIME EVOLUTION

In Fig. 7 we perform the time dependent simulation of the pumping process after a quench of the interaction $U \rightarrow U_q$ and compare to the pumping of attractively bound pairs. Generally we choose a relatively fast evolution $t = 10\tau$. Interestingly, if we change the precise path through the phase space (path B as sketched in the inset of Fig. 7) the (partial) pumping cycle can be per-

formed accurately as shown in Fig. 7. Instead of the elliptical path of Eq. (1) of main text we choose a more rectangular contour (path B), connecting still the same intermediate points at $\tau \bmod \pi/4$, our real time evolution

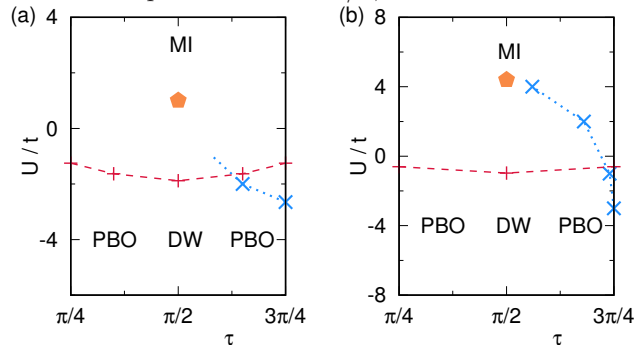


FIG. 6. Charge pumping in Model (1) of the main text for (a) $t_1 = 0.2t_2$, $\delta\Delta = \delta t = 1$ (b) $\delta t = 0.9$, $\delta\Delta = 2$. The crosses mark the breakdown of pair-pumping as seen by the sharp kink in the polarization. As discussed before, this only qualitatively coincides with the crossing position of two- and single particle excitations (red plus symbols). Only for $\tau = 1/4$ we observe a gapless phase transition point between a density wave (DW) and a MI like region (orange hexagon). Also in the vicinity of this point the charge gap becomes strongly suppressed.

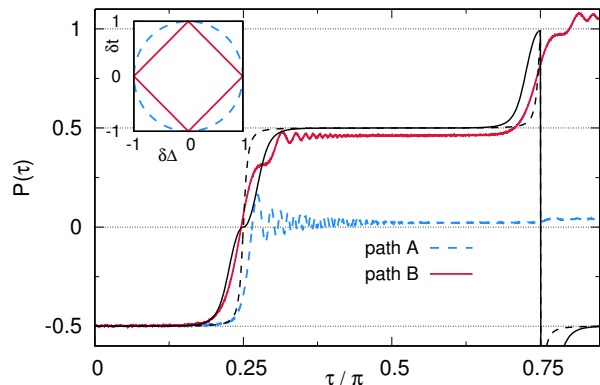


FIG. 7. Pumping of repulsively bound pairs along different paths A and B (sketched in the inset as parametric plot in τ). The dashed lines depict the fully adiabatic evolution (ground state calculation of the effective model of attractively bound pairs, $L = 120$ sites). The solid lines show the simulation of an actual real time evolution with $t = 10\tau$, which is sufficiently slow to stay close to the adiabatic regime in path B but too fast for path A (exact diagonalization, $L = 6$ sites, $N = 6$ particles).

is able to pump a repulsively bound pair, while on path A, the evolution is too fast and the system evolves to an unpolarized state.

[1] S. Mondal, S. Greschner, and T. Mishra, Phys. Rev. A **100**, 013627 (2019).

[2] H. J. Schulz, Phys. Rev. B **34**, 6372 (1986).

- [3] A. Kitazawa, K. Nomura, and K. Okamoto, Physical review letters **76**, 4038 (1996).
- [4] A. Kitazawa and K. Nomura, Journal of the Physical Society of Japan **66**, 3944 (1997).
- [5] S. Ejima, T. Yamaguchi, F. Essler, F. Lange, Y. Ohta, and H. Fehske, SciPost Physics **5** (2018).
- [6] E. Berg, E. G. Dalla Torre, T. Giamarchi, and E. Altman, Physical Review B **77**, 245119 (2008).
- [7] T. Giamarchi, *Quantum physics in one dimension*, Vol. 121 (Clarendon press, 2003).
- [8] S. Takayoshi, S. C. Furuya, and T. Giamarchi, Phys. Rev. B **98**, 184429 (2018).
- [9] A. Dhar, M. Maji, T. Mishra, R. V. Pai, S. Mukerjee, and A. Paramekanti, Phys. Rev. A **85**, 041602 (2012).
- [10] S. Greschner, L. Santos, and T. Vekua, Phys. Rev. A **87**, 033609 (2013).
- [11] T. Mishra, J. Carrasquilla, and M. Rigol, Phys. Rev. B **84**, 115135 (2011).
- [12] M. Dalmonte, J. Carrasquilla, L. Taddia, E. Ercolessi, and M. Rigol, Phys. Rev. B **91**, 165136 (2015).
- [13] M. Di Liberto, A. Recati, I. Carusotto, and C. Menotti, Phys. Rev. A **94**, 062704 (2016).
- [14] M. Tsukano and K. Nomura, Journal of the Physical Society of Japan **67**, 302 (1998).
- [15] M. Tsukano and K. Nomura, Physical Review B **57**, R8087 (1998).
- [16] A. Hayward, C. Schweizer, M. Lohse, M. Aidelsburger, and F. Heidrich-Meisner, Phys. Rev. B **98**, 245148 (2018).