

ER-index: a referential index for encrypted genomic databases

Ferdinando Montecuolo^a, Giovanni Schmid^b,

^a*CRESSI, Università “Luigi Vanvitelli”, Napoli, 80133 Italy*

^b*ICAR, Consiglio Nazionale delle Ricerche, Napoli, 80131, Italy*

Abstract

Huge DBMSs storing genomic information are being created and engineered for doing large-scale, comprehensive and in-depth analysis of human beings and their diseases. This paves the way for significant new approaches in medicine, but also poses major challenges for storing, processing and transmitting such big amounts of data in compliance with recent regulations concerning user privacy. We designed and implemented *ER-index*, a new full-text index in minute space which was optimized for pattern-search on compressed and encrypted genomic data using a reference sequence, and that complements a previous index for reference-free genomics. Thanks to a multi-user and multiple-keys encryption model, a single *ER*-index can store the sequences related to a large population of individuals so that users may perform search operations directly on compressed data and only on the sequences to which they were granted access.

Tests performed on three different computing platforms show that the *ER*-index gets very good compression ratios and search times, outperforming in many cases a reference tool that was proved nearly-optimal in time and space and does not implement encryption.

The *ER*-index C++ source code plus scripts and data to assess the tool performance are available at: <https://github.com/EncryptedIndexes/erindex>.

Keywords: Data storage and retrieval, Full-text index, Compressive genomics

1. Introduction

Predictive, preventive, precise and participatory medicine (*P4 medicine*, for short) are new approaches underpinned by genome sequencing that will soon be incorporated in our health systems. The advantages of these approaches for human health and wellbeing can be very significant: by reshaping healthcare from reactive to proactive they indeed represent the main answer to the progression of “silent” chronic diseases, which are the leading cause of death, disability

Email addresses: montecuolo@gmail.com (Ferdinando Montecuolo), giovanni.schmid@cnr.it (Giovanni Schmid)

and diminished quality of life in the developed world, strongly impacting the economy of many countries [49].

However, such new approaches pose very big computational and security challenges.

Data management in genomics is considered a “four-headed beast” due to the high computational costs concerning the lifecycle of a data set: acquisition, storage, distribution and analysis. According to [53], the total amount of sequenced data has doubled approximately every seven months from 2005 to 2015, and if the growth will continue at this rate then we should approach one zettabase of sequence per year by 2025. Storage requirements will be much bigger: dozens of exabytes of storage capacity could be required by 2025 just for the human genomes, since for each sequenced base about 10-fold more data must be collected for sequencing errors, base calling and sequence alignment. Data compression tools which are effective for genomic data can greatly diminish these needs, but they do not mitigate the computational bottleneck: the original uncompressed data set must indeed be reconstructed before it can be analyzed. On the other hand, the storage and processing of human genomic data raise major privacy and safety concerns. Human genome projects were initially open access, since it was believed that there was no risk of identification of participants or donors, but this approach was overturned after [27] realized that data from individuals could be distinguished in *Genome Wide Association Studies* (GWAS) just using summary statistics. Later studies have shown that correlations among a small number of pre-specified genetic regions from anonymized biobanks and other public datasets can effectively identify individuals. For example, [25] recovered surnames from personal genomes by profiling short tandem repeats on the Y chromosome, and then used other types of metadata, such as age and state, to identify the targets.

Despite the increasing threats posed by such kind of techniques, different regulations in force (e.g., HIPAA [26], GDPR [17]) do not pose explicit privacy restrictions on the use or disclosure of health information that has been de-identified. This, together with the fact that encryption is perceived as a barrier for both usability and performance, is arguably curbing the practice of encrypting genomic data at rest. As a matter of fact, storing and sharing human genome data sets with the sole protection of some sort of anonymization and access control has become a common practice in genomics. For example, the Genomic Data Commons Data Portal (<https://portal.gdc.cancer.gov/>) is a huge database managed by the NIH in which the data are compressed thanks to the GNU Gzip algorithm, possibly after creating a TAR archive in case of multiple files, and then stored in the clear and accessed thanks to authentication credentials.

This state of affairs exposes an increasing number of institutions and individuals to the disclosure and tampering of very sensitive data, with profound implications on economy and safety. Indeed, according to some prominent data risk reports (e.g. [54, 29, 56]), data theft is a very frequent exploit from which no organization is really immune. This is because it can be a consequence of vulnerabilities that are difficult to face, like misconfigurations in access control

policies, poor access credentials management and software bugs. Furthermore, data theft can be perpetrated by data custodians themselves for profit, especially in contexts where data are externalized (e.g., stored in the Cloud)

1.1. *Encrypted and compressed full-text*

Encrypted and compressed full-text indexes are very promising tools for tackling such challenges and paving the way to P4 medicine.

Indexes are data structures that allow indexed data searching, thus improving pattern search performance. Classical full-text indexes (e.g., suffix-trees and suffix-arrays) can extract any text substring from arbitrary data text efficiently in time; however, their use is unfeasible for large data sets, since they require at least 2.5 times the input text space (plus text) to achieve reasonable efficiency [46]. Introduced in a seminal work in 2000 [15], *compressed full-text self-indexes* are succinct data structures that carefully combine lossless compression and data indexing techniques in order to obtain the search power of suffix arrays/trees and a space occupancy close to the one achievable by the best known compressors. Moreover, they are named *self-indexes* since they are able to reproduce any text portion without accessing the original text, and thus the input text can be discarded. These algorithms can offer great performance improvements if compared to the approach “decompress-and-search” supported through standard compression tools for genomic data (for a recent review on such tools see [28]). First and foremost, they allow for searching directly on compressed data, avoiding decompress and compress operations each time a new search is required, which can be very costly. For example GDC 2 [12], which was among the best reference-based methods considered in [28], consumed in mean about eight minutes to compress 128 MB of the GRC reference assembly for human chromosome 11 and more than nine hours to compress the H.sapiens dataset (6670 GB) on high-end workstations [28, 12]. In addition, compressed full-text indexes operate directly in RAM searches for patterns that would otherwise need to recover data from the disk after decompression, thus being orders of magnitude faster.

On the other hand, the most effective countermeasure to data theft is given by modern encryption schemes: provided they are correctly implemented and their cryptographic parameters (especially private keys) are managed securely, data breaches are rendered useless by the use of encryption. However, in the context of genomic data the choice of the cryptographic algorithms and protocols and their implementation have to be taken very seriously, otherwise the resulting system could be unacceptably inefficient, and/or not adequately protected in the long term. In this respect, it can be worthwhile to stress that the “compress-then-encrypt” approach – in which encryption is performed with a dedicated algorithm after data compression – has the drawback that one must first decrypt the index in its entirety before operating through it. For massive data amounts, as in case of genomic datasets, this can lead to big downgrades in performance; moreover, it exposes data on disk during operations, which can be an issue if the databases are in outsourcing or in multi-tenants environments (e.g. Cloud environments).

1.2. Paper contribution and organization

In the present work we introduce *ER*-index (*Encrypted Referential* index), the first encrypted self-index based on referential Lempel-Ziv compression, and designed so that it can be the core of a multi-user database engine.

Being a self-index, the *ER*-index represents a *compressive genomics* algorithm in the sense of [37]: it indeed allows to search for patterns directly on compressed genomic data. Compressive algorithms are the only tools which can cope with the aforementioned exponential growth of genomics data. Indeed, any computational analysis running even on a constant fraction of the full genomic library, such as sequence search, scales at least linearly in time with respect to the size of the library and therefore grows exponentially slower every year.

Being referential, the *ER*-index fully exploits the high similarity among human genomes, which is about 99,5% [35]. This allows for much better compression ratios than non-referential indices but without penalties of practical significance in pattern search performance. As shown by the numerical experiments described in a following section, for collections of 50 chromosomes the *ER*-index achieves compression ratios four times better and pattern search times very close to those of the reference tool, which is a self-index nearly optimal in time and space not implementing referential compression.

Last but not least, the *ER*-index implements a built-in encryption algorithm which allows the decryption of just the index blocks involved in the pattern search operation, thus saving computing time and memory space if compared to encryption realized via an external tool. The *ER*-index *multi-user encryption model* permits to store genomic sequences of different individuals with distinct encryption keys within the same index. This allows users to perform decrypt operations only on the sequences to which they were granted access.

The paper is organized as follows. Section 2 discusses previous work directly related to our present work. Section 3 illustrates the system and service having at their computational core the *ER*-index, alongside with the intended application scenarios. This section discusses also the security advantages of our proposal versus current biobank services and possible alternatives approaches, on the basis of a threat model which is coherent with the application domain. Section 4 gives an overview of the main features of *ER*-index, alongside with the computational methods and data structures which make possible such features. Sections 5, 6 and 7 give details on its core algorithms, pointing out some important differences of our approach with respect to current computing techniques for genomic databases. Section 8 reports and discusses the results of the tests we have run in order to assess the performance of our tool versus a state-of-the-art index, the *wavelet tree FM-index* by [23]. Finally, Section 9 sums up the main features of the *ER*-index and sketches out future work.

2. Related work

The *Fast index in Minute Space* (*FM-index*) introduced in [15] is an example of full-text self-index whose space occupancy is a function of the entropy of

the underlying data set: its space occupancy is decreased when the input is compressible, and this space reduction is achieved at no significant slowdown in the query performance. The *FM*-index of a text T is composed of a binary sequence which results from the compression of the *Burrows-Wheeler transform* (BWT) [10] of T , plus a set of auxiliary data structures introduced to speed up query performance. These data structures describe the subdivision of the binary sequence into data blocks of variable length, each block being related to a single fixed-length block of the BWT. In [41] was introduced the E^2FM -index, a full-text index in minute space which was optimized for compressing and encrypting nucleotide sequence collections, and for performing fast pattern-search queries on them, without the knowledge of a reference sequence. The E^2FM -index is particularly suitable for *metagenomics* [38] or *de-novo discovery* applications, but it does not represent the best choice when a large collection of similar sequences is given with respect to a reference sequence, since it does not implement referential compression. Referential compression is very effective for nucleotide sequence collections related to the same loci for individuals of the same specie, with a fast decrease in compression ratios at increasing collection size. This is because a sequence can be assumed as a reference, and all other sequences can be expressed just encoding their differences compared to it. In fact, a comparison of the results reported in Section 8 with those reported in [41] shows that the *ER*-index allows to obtain compression ratios which are an order of magnitude smaller than those of E^2FM -index for collections of fifty items. This improvement comes at the cost of longer times in pattern search, which are however of the order of milliseconds.

Similarly to *FM*-index, the E^2FM -index first processes data thanks to the Burrows-Wheeler transform and the Move-to-front (MTF) transform [48, 3], after which it compresses them with the RLE0 algorithm [50]. The BWT approach does not seem so appropriate for referential compression as dictionary-based methods, thus we have adopted another compression strategy in the *ER*-index, based on LZ77 algorithm.

Lempel-Ziv methods are lossless, dictionary-based compression algorithms which replace repetitions in a string by using references of their previous occurrences. There are many variants, all derived from the two algorithms introduced by [62, 63] and named LZ77 and LZ78, respectively.

Most of the self-indexes inspired to the Lempel-Ziv parsing use LZ78, because the LZ78 factorization of a text has some interesting properties which allow to design efficient pattern search algorithms like that of [52]. LZ78 is faster but more complex than LZ77, since it constructs a dictionary which tends to grow and fill up during compression. Actually this happens all the time for big inputs like in our application scenario, and the common methods to overcome such issue (see [50]) do not permit to gain the most advantage from the high similarity of genomic sequences.

The first self-index based on LZ77 was presented by [30]: it offers good compression ratio and search performance, but its internal data structures were not designed to explicitly handle a collection of data items. This index also does not exploit the fundamental requisite of our application domain, that is

the compression of genomic sequences relative to a reference sequence.

The first attempt to compress a collection of individual genomes with respect to a reference sequence was made by [8]. That work, like those of [33] and [34], aimed to build data structures suitable to efficiently compress the collection, while allowing fast random access to parts of it. Pattern search still remained an open question.

The problem of efficiently searching for patterns in a such index was addressed and resolved later by [57], but some of the data structures used therein do not allow the encryption of sequences related to different individuals with distinct keys.

3. System and Methods

In the human genome, over 3 billion DNA base pairs are coded in just 23 chromosome pairs. DNA has a variety of known roles including protein-coding genes, non-coding RNA genes, regulatory sequences, repeat elements, and extensive regions which remain unknown. When genes are expressed, information from a given pattern in a chromosome is used to synthesise the gene product, which could be a protein or functional RNA. Searching for and identifying these patterns is therefore an important biological challenge, which is at the root of bioinformatics and its applications in P4 medicine, including new trends in drug discovery.

The *ER*-index is designed to be the building block of an encrypted database, that stores genomic information about a possibly large set of individuals. The database is intended to be the data repository for an on-line DNA pattern search service, which allows only authorized users to search for generic sequences in the DNA of specific individuals or groups of them. Roughly speaking, an *Encrypted Referential database* (*ER*-database for short) is a collection of *ER*-indices intended to offer this kind of service; its access is managed through portfolios of secret keys related to a population of individuals and a set of database users:

Definition 3.1. *Encrypted Referential Database* Let $R = \{R_j : j \in J \subseteq \{1, \dots, 22, X, Y\}\}$ be a set of reference sequences for human chromosomes. Let $I = \{I_1, \dots, I_l\}$ denote a set of individuals and $S = \{S_{ij} \mid (i, j) \in I \times J\}$ be a set of genomic sequences, where S_{ij} is the sequence of individual I_i related to chromosome R_j . An **Encrypted Referential Database** (**ER-database**) for I with reference R is a tuple

$$D = \{I, R, K, U, ER, P\}$$

where:

- $K = \{k_1, \dots, k_l\}$ is a set of randomly-generated, symmetric encryption keys so that $k_i \in K$ is uniquely and secretly associated to I_i for $i = 1, \dots, l$;
- $U = \{U_1, \dots, U_r\}$ is a set of database users, where each U_r is allowed to access only the sequences of a subset of the individuals in I ;

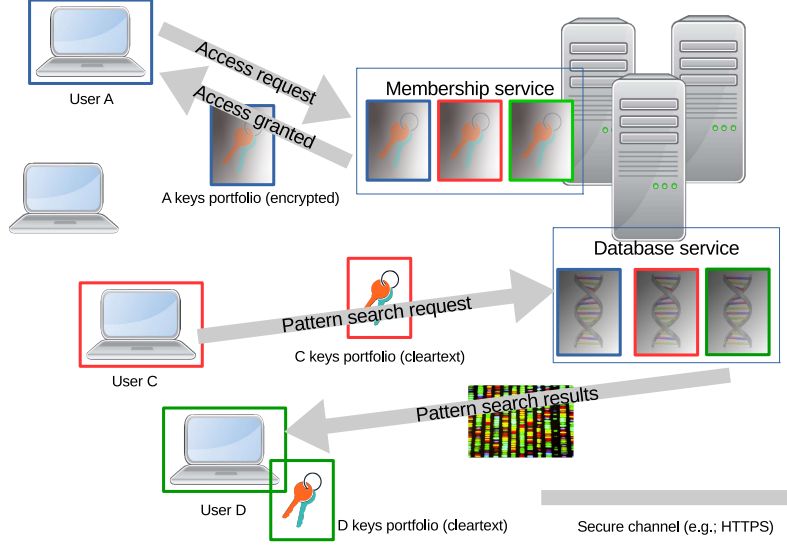


Figure 1: A client-server architecture with a two-tier access control for an ER-database biobank service. The database service provides access to genomic information in the form of *ER*-indices, which are stored encrypted with multiple user-specific, server-side generated keys. The membership service stores the above keys as key portfolios of authorized users, encrypted with their public keys. Database users can execute pattern searching operation only if they: (i) are successfully authenticated to the membership service, and (ii) have the private key for decrypting their personal key portfolios.

- *ER* is a set of *ER*-indexes for the population I , each one relative to a different chromosomal reference sequence in R ;
- P is a mapping from U to I that, for each user $U_r \in U$, identifies the individuals in I whose access is granted to the database user U_r .

A simple implementation provides for an *ER*-database hosted by a file system directory, named the *database root*. The database root contains the database catalog *catalog.xml*, which lists all the individuals, users and reference sequences composing the database. Moreover, in the database root there are the subdirectories **references** and **indexes** containing the sets R and ER , respectively; and the subdirectory **security**, which contains the key portfolios of the database users in U . The *key portfolio* for a database user $U_r \in U$ contains only the symmetric keys related to the individuals in I whose genomic information U_r has been granted access; it is handled with asymmetric encryption techniques, and encrypted with the U_r 's public key so that only U_r can read its content by using his/her private key.

An ER-database can be deployed as on-line service in different ways, each way corresponding to a given architecture with its own threat model and secu-

rity objectives. In the context of massive data storage or processing, a common scenario nowadays is that of a service offered by a third party via a Web interface, restfull APIs and, possibly, a dedicated mobile app. This is the case for human genomes too, with currently more than a hundred clinical and research oriented services plus over a dozen of consumer genomics service providers [18]. Some of these providers, especially in the context of consumer genomics, already perform encryption for sensible data at rest, although through methods and practices often not well documented for users (as for the major provider *23andMe* [1]). However, as already discussed in the Introduction, encryption is overall rarely adopted by these providers, because of current regulations, the widespread perception that it is computationally too expensive and complex, combined with the fact that there is an underestimation of the risks related to both the inference of personal information from anonymized data and data theft.

In the following of this section we first sketch an architecture which aims at overcoming the above limitations, offering a data theft resistant service without appreciable loss of performance in both compression and pattern search speed. Then, we discuss the advantages of this architecture compared to the current state of the art in relation to a suitable threat model. Finally, we explore alternative approaches, both in terms of computing models and cryptographic technologies, illustrating their pros and cons compared to the proposed solution, and their practicality in the context of our application domain.

3.1. Service deployment

A client-server architecture for offering the *ER*-database service to a set of remote users is sketched in Figure 1. One or more computers – equipped with fault-tolerant RAM and disk storage, and properly configured for storage replication, back-up and fault recovery – host the database root, possibly making use of a distributed file system. The service is accessible to authorized users only via protected channels (e.g., http over TLS and/or SSH). In a portable, microservice-oriented architecture the database service could be deployed on-premise or in a Cloud environment thanks to a set of armored Docker containers [39] (e.g., Linux Alpha with a ZFS [5] file system), orchestrated via Swarm or Kubernetes [13].

A *membership service*, possibly implemented in a separate environment, allows users to register and authenticate to the service, managing their user profiles and authentication credentials. Depending on the security requirements, this service can enforce appropriate authentication mechanisms (e.g., multi-factor/multi-channel authentication), and make use of specific tools (e.g., privilege access management (PAM) systems [47]).

Users access the database service by enrolling and authenticating through the membership service, after that they can make use of their private keys (locally stored on their devices) in order to process the genomic information (i.e., the set of individuals in I) they have been granted access thanks to their user profiles. After a successful authentication of the user U , the membership service sends to U her key portfolio, which is stored and transmitted encrypted

with U 's public key. Then U can send to the database service the pattern(s) she is searching for, alongside with the keys required to decrypt the genomic data where the search has to be performed. After which the required genomic data is loaded in memory by the server, decrypted using the symmetric keys provided by U 's key portfolio, and processed as required by U during her working session. The results are returned to U via the session connection, and all data are erased from memory when the session is terminated. The symmetric keys used by the database service to protect the genomic datasets and their related auxiliary structures (i.e., the three $EB+$ trees implemented in the ER -index, see Section 4) can be periodically updated by the system in a way completely transparent to users, and according to a scheduling policy designed for a good trade-off between security and computational overhead in function of the activity and life-cycle of users' profiles.

3.2. Threat model and security considerations

In the context of the provision of genomics services as detailed at the beginning of this section, an appropriate threat model is that which assumes that a service provider acts as a *trusted third party* both for the set of individuals enrolled in the genomic database and the (possibly different) set of database users. The genomic material must be firstly acquired and processed, and then digitized, stored and queried for, in full compliance with the regulations in force concerning the availability, integrity and confidentiality of personal and sensitive data. In this respect, both genomic data providers and consumers place their trust in the service provider, turning to supervisory authorities if they believe that it has violated the current legislation on the data protection. Because of the way, tools and high skills required for genomic data acquisition, the scenario of a *fully trusted* service provider is the only one conceivable in practice for data providers (i.e., individuals to whom the genetic material belongs): as a matter of fact, when you send your saliva sample in a special test tube to screen your DNA, you are giving the recipient your complete trust in the storage and processing of your full genome and personal data.

A less stringent model of trust can instead be assumed in relation to data consumers: in this context it is appropriate to suppose a *honest-but-curious* service provider: processing is carried out correctly based on the queries performed by users, and results are returned to the right requester, but the service could acquire or disclose to a third party queries and related results because of their commercial value. Although data consumers are supposed to pay for the DNA sequences search service, there could be always the possibility that insiders (e.g., the database administrator) started a lucrative business by disclosing this information to unauthorized parties. Last but not least the possibility of external attacks – perpetrated by users through escalations of privileges, or remotely thanks to the exploitation of bugs or system configuration errors – cannot be excluded.

The *honest-but-curious* trust model will be applied also for database users: they could surely be interested in learning more about genomic data than what their

authorization profiles consent, but they are incentivized to follow the protocol since they pay for the service. Actually, this assumption rules out possible threats like user collusion and sale of access credentials to third parties; however, their consideration fall outside the evaluation of our core proposal and rather concern the membership service and complementary protection functionalities like auditing and behavioral analysis.

Similarly, threats concerning the network will non be discussed here, since they fall outside the evaluation of our proposal. We will just assume that inbound and outbound communications with both the membership service and the database services are secured through suitable network protocols like TLS and infrastructures like PKI. In particular, we will assume the proper functioning of the membership service, so that: (i) unique and authentic public keys are associated only to authorized user; (ii) symmetric key portfolios are correctly generated and updated on the basis of the access permissions granted to the database users with respect to individual genomes populating the database, and; (iii) users' key portfolios are stored encrypted on disk using their authentic public keys.

Finally we will assume, as it is customary in security analysis which are not specifically crypto-oriented, that encrypted data can be accessed only by knowing or guessing the decryption key. All the above results in a honest-but-curious, computationally bounded adversarial model: an adversary is supposed to try to learn information she is not authorized to access, but without deviating from system workflows nor compromising system functioning; moreover, provided that keys are properly chosen, encryption is unbreakeable.

In the above model, threats concerning data confidentiality can occur because of:

1. vulnerabilities affecting the software or the operating system installed on the servers;
2. unauthorized readings of data by internal personnel;
3. lack of diligence in the management of access credentials (i.e., secret keys, passwords), both at the server and client side.

If compared to a cleartext database, the *ER*-database offers much higher protection against all the above threats. The architecture previously sketched generates encryption keys in a random fashion without user intervention, and these keys – with the sole exception of the system key used to encrypt the additional data structures which composes the *ER*-index – are stored encrypted thanks to users' public keys. Thus a successfull attack against data stored on disk at the server could just expose the system encryption key, provided that this key is not stored in a hardware security module or protected via software (e.g., generated at runtime during system startup and stored only in main memory). However, getting the system key gives only information concerning metadata like the number of individuals enrolled in the database, the block size, and the offsets of LZ77 factorizations; whereas these last are stored encrypted on disk thanks to user keys. An attacker who has no access to any user key can only infer which factors belong to which individuals; neither the content nor the position of factors with respect to the reference sequence or the individual genomes

can be desumed. Section 7 illustrates how encryption is implemented in the *ER*-index, detailing how system and user (symmetric) keys are actually used.

An *ER*-database offers more protection also if compared to encrypted genomic databases which are not self-indices and/or do not have a built-in encryption. Indeed, a pattern search within these databases typically require the decryption and decompression of an amount of data which does not fit in main memory and has to be temporary stored in cleartext on disk. On the contrary, the *ER*-database has been designed and implemented in order to operate on cleartext solely in RAM, so that an attacker must be able to perform a memory dump in order to get decrypted information, a task much more challenging than reading data from disk.

As respect to client-side security, the architecture previously sketched offer more protection against *impersonation* if compared to plaintext databases or database which are encrypted with server-side managed encryption keys, as in *23andMe*. Indeed, it implements a two-stage, two-factor authentication where the private key required to unlock the key portfolio must be used after a successful login to the membership service, as detailed in Section 3.1.

3.3. Current limits and alternative approaches

Although our proposal offers significative advantages in performance and security with respect to current implementations and practice of genomic pattern search services, it has the drawback of requiring a certain amount of trust in the way genomic data are protected server-side after their acquisition, especially during their processing in response to users' queries. The main limitation is that data have to be first decrypted before being queried for, thus there are chances they are stolen by insiders or outsiders who had got access to the RAM through memory dumps, covert channels and/or system bugs. A common and frequently adopted workaround for high-end, secure servers is trusted hardware like Software Guard Extensions (SGX) by Intel or Silicon Secured Memory (SSM) by Oracle, which isolates application data that resides in main memory, thus supporting data confidentiality and secure computation of the results even if the machine is compromised. However, it is relevant to consider whether confidentiality for the data in RAM could be achieved by changing the way the *ER*-index is constructed, or how computations on it are performed. In this respect, an objection that arises spontaneously, and which is supported by the huge developments in modern cryptography in the last twenty years, is because the *ER*-index was not encrypted thanks to one of the modern encryption schemes that allow processing directly on the cipher text. Another relevant question concerns alternative ways to perform processing, so to distribute computing tasks among different parties and/or devices and avoid a single point of failure in terms of exposition to data theft. We will articulate our considerations with respect to the three most promising alternative approaches, that is Searchable encryption, Homomorphic encryption, and Secure multi-party computation.

3.3.1. Searchable encryption

A *searchable encryption* (SE) scheme [6] allows a server to search in encrypted data on behalf of a client, without learning any information about plaintext data. This is usually achieved thanks to the client-side creation of a searchable encrypted index, where some *keywords* are extracted from the documents stored in the database and then they are encrypted or hashed so to give rise to a searchable ciphertext. The database is encrypted by the client and it is loaded on a server alongside with the searchable encrypted index constructed before. After that, the client can generate *trapdoors*, which are predicates on *keywords* encrypted so that the server can search the index, see whether the encrypted keywords satisfy the predicate, and return the corresponding encrypted documents.

Unfortunately, this model of computation is far from being usable in our application scenario. First of all, the set of clients (i.e., database users) is generally very different from that of data owners; allowing clients to access cleartext genomic data of non-anonymised individuals would violate the assumed trust model and all current regulations on sensitive data. And, last but not least, SE schemes are only applicable for a-priori, well defined sets of keywords; on the contrary, our application scenario requires the ability to search for *generic* patterns, with the only restriction that they should have some significance in genomic analyses. As a matter of fact, sequence lengths usually involved in these analyses would turn out in huge and unmanageable searchable indexes. For example, DNA regulatory sequences are 5 to 20 base pairs long, and can be exact or variable [14]; considering all the possible combinations would result in more than 10^{12} keywords. Things are no better in applications like *electronic polymerase chain reaction* (e-PCR), a computational procedure that is used to search DNA sequences for sequence tagged sites, each of which is defined by a pair of *primer* sequences and an expected PCR product size. Primers are indeed usually designed to be in the order of 18–22 nucleotides in length [55].

3.3.2. Homomorphic encryption

After the introduction in 2009 of the first concrete scheme supporting arbitrary computations on encrypted data [19], *fully homomorphic encryption* (FHE) has experienced rapid developments. Last generation FHE schemes are still computationally consuming, however, and it is believed to need a long way for the practical use of FHE schemes on large datasets. This is true in particular for pattern matching, where exact or inexact pattern searches in ciphertext can be performed by homomorphically computing the *edit distance* between the searched string and every equal-length string in the dataset. Also using *somewhat homomorphic encryption* (SHE) schemes – which allow a limited number of divisions to be carried out, but are much more efficient since they do not employ the *bootstrapping* noise-management technique – pattern matching in ciphertext is practically infeasible if performed naively “bit-a-bit”, without any ad-hoc encoding technique. For example, computing with an SHE scheme at 80 bit security the edit distance between two strings of 8 nucleotides required 5h 13m on an Intel Xeon i7 at 2.3 GHz with 192 GB of RAM, and the same task

would have required more than 45 times that value using an FHE scheme [11]. Notably, [44] introduced cyphertext coding techniques that, when coupled with the SHE given in [7], highly boost performance in the computation of specific functions. Later, by extending the *packing technique* given in [44], [60] found an efficient method to search for all the Hamming distances between two strings under a given threshold. This method can be used to efficiently solve some inexact pattern matching problems in encrypted genomic data; however, it unfortunately does not fit our application scenario and threat model. It indeed assumes that the database users generate the public-private key couples required to homomorphically encrypt and decrypt data, respectively, and that they perform pattern matching on behalf of data owners. Suppose that a database user U has got permission by a data owner I to perform pattern matching on her genomic data D_I , and that pattern matching computations are performed by a third-party, honest-but-curious server (e.g., in a Cloud environment). Then U computes a public-private key couple, giving the public key to I so that she can upload D_I encrypted on the server. When U needs to search for a pattern P in D_I , he encrypts P with the same key and uploads the ciphertext on the server, which performs its computations and returns the encrypted result to U . Finally, U can desume the matching positions by decrypting the result with his private key. Actually, by decrypting the result U will learn all the Hamming distances between D_I and P up to a threshold t , which determines the size of the plaintext space and must be chosen consistently with other system parameters in order to get an adequate level of security. Experiments in [60] show that t is usually large enough to allow U to infer all the data D_I . Thus, the above approach is not compliant with our assumption of honest-but-curious database users; rather, it well fits with the scenario where database users are the data custodians that, alongside with data owners, externalize computations in the Cloud.

Another severe limitation of homomorphic encryption concerns more generally its practicality in the context of compressive genomics. The more operations (expecially divisions) will be operated on cyphertext, the more will be the size of the resulting ciphertext. The packing technique given in [60] results in size increase rate in ciphertexts of about 120 times, and rates an order of magnitude greater can affect non optimized schemes [59]. These values greatly downgrade compression performance.

3.3.3. Secure multi-party computation

Distributed computing classically deals with questions of computing under the threat of machine crashes and other inadvertent faults. Instead, in *Secure multiparty computation* it is assumed that a protocol execution may be threatened by an external entity, or even by a subset of the participating parties, with the aim of learning private information (honest-but-curious adversary model), or also cause the result of the computation to be incorrect (fully malicious adversary model). The definition of security given in both models (see for example [36]) seems to be very restrictive, in that no adversarial success is tolerated; quite surprisingly, however, powerful *feasibility* results have been established

since by the nineties [58, 40, 21], demonstrating that in fact, any distributed computing task can be securely computed. However, secure multiparty protocols are often not usable in practice: on large datasets, requiring a relatively high number of computations like modular exponentiation per bit of the input is completely infeasible. For example, completing a single secure computation of 4095-bit edit distance required more than 8 hours using a highly parallel implementation based on garbled circuits running on 512 cores of a cluster computer [31].

Things go far better in terms of efficiency for *Secret sharing* [51], which is often used as building block of secure multi-party protocols. A secure secret sharing scheme distributes shares so that anyone possessing a number of shares under a given threshold has no more information about the secret than someone with no shares. A possible scheme for the *ER*-index would be to distribute the computations among n servers, so that each of them perform pattern matching on n “faked” sequences that must be recombined to get the true ones. For example, a sequence S relative to a given individual could be decomposed in n pseudo-random sequences by: (i) encoding S as a binary sequence; (ii) computing $n - 1$ pseudo-random binary sequences X_i of the same length of S , and; (iii) obtaining the last sequence X_n through the bitwise XOR of S with the previous $n - 1$ sequences X_i , $X_n = S \oplus_{i=1, \dots, n-1} X_i$. This way, each server can build an *ER*-index starting from its own faked sequences, and the reconstruction of the true sequences would require the collusion of $n - 1$ servers. However, pattern matching – at least as implemented in self-indices – is not conservative with respect to this kind of data splitting. Thus, the searching operation for a pattern P in S would require a *dealer node* which knows both S and at least one X_i , so that it can recompute P for the i -th server starting from $S \oplus X_i$. Moreover, the recomputation of P varies in function of the position in S where it is searched; thus a single user query would result in an interactive protocol among the dealer and the i -th server. At the cost of more workload and communication overhead, this approach mitigates the exposition of cleartext data in main memory. Indeed, assuming that the dealer chooses the i -th server in a pseudo-random fashion and that it discard the secret S after the computation of $S \oplus X_i$, an attacker has to exploit both the dealer and one server in the worst case.

4. Encrypted referential index

The *ER*-index is an open-source C++ tool designed to handle an encrypted genomic database. It is a full-text index consisting substantially in two major components:

- a set of relative Lempel-Ziv factorizations, one for each sequence of the collection;
- a set of three *B+* trees, as auxiliary data structures to support encryption and search operations.

Both the factorizations and the B+ trees are designed to permit efficient pattern searching, while allowing users to search only on sequences in the database to which they were granted access.

In order to apply encryption with a small overhead in searching and compression performance, each factorization is splitted in a series of blocks of factors, so that each of them contains the same number of factors. Each block is then processed independently, so to produce a compact representation whose size depends on the compressibility of the information addressed by its factors. Finally, the variable size compressed blocks are independently encrypted from each other using the *Salsa20* cipher of [4]. Salsa20 was one of the ciphers selected as part of the eSTREAM portfolio of stream ciphers (see [2]), and has been designed for high performance in software implementations on Intel platforms. It produces a keystream of 2^{70} bytes from a 256-bit key and a 64-bit arbitrary *nonce* which is changed for each new run with the same key. It subsequently encrypts a sequence of b bytes plaintext by XOR-ing it with the first b bytes of the stream, discarding the rest of the stream.

A main point in protecting long-term, sensitive information – as that provided by genomic databanks – is to provide encryption methods which can outstand advanced attacks and next generation computing paradigms and platforms. As of 2019 there are no known attacks on Salsa20, and the 15-round reduced version of this cipher was proven 128-bit secure against differential cryptanalysis by [42]. Moreover, according to [24], it is resistant against side channel attacks and the new emerging quantum computing platforms.

4.1. Relative Lempel-Ziv factorization

Let S be a finite string of symbols over a finite alphabet A . Lempel-Ziv methods consist in rules for parsing S into a sequence of factors, so to replace repetitions in S by using references of their previous occurrences. Factors contain indeed references to a *dictionary* of substrings in S . The difference between the LZ77, LZ78 and the relative Lempel-Ziv factorization is that both the LZ77 and LZ78 build their dictionary “on the fly”, putting in it substrings encountered in S before the current scanning position, whilst the relative Lempel-Ziv factorization obtains its compression by comparing the text to an already existing dictionary.

In the context of our application domain, S is a genomic sequence of an individual belonging to a given species for which a reference sequence R is known. As it is well known in Genomics S is very similar to R , presenting only a few number of mutations, deletions and insertions, often in a percentage not greater than 1%. Thus using R to construct the dictionary rather than S can allow a better compression of S : indeed, a given portion of S is more similar to the corresponding portion of the reference sequence than to a previously seen substring of S . This is the basic idea of the so-called *Referential Genome Compression*, which can be implemented thanks to Relative Lempel-Ziv factorization.

Definition 4.1. Relative Lempel-Ziv factorization *Let S and R two finite strings over the same finite alphabet A . The Relative Lempel-Ziv factorization*

of S with respect to the reference R , denoted as $LZ(S|R)$, is a sequence of n factors

$$z_0 \cdots z_{n-1} .$$

Each factor z_j ($j = 0, \dots, n-1$) is a triple $\langle p_j, l_j, mc_j \rangle$, where:

- p_j is the position of the longest substring r_j in R matching the current substring s_j in S with the exception of its last char;
- l_j is the length of r_j ;
- mc_j (a.k.a. mismatch character) is the last character in s_j , so that $s_j = r_j || mc_j$, where $||$ denotes the concatenation between two strings.

4.2. B+ trees

B Trees and their B+ variant ([61]) are dynamic balanced trees whose nodes contain data values and their related search keys. They are often used for databases and file system indexing due to the fast search operation they allow to perform. The main difference between B and B+ trees is that the former allows every node to contain data values, while in the latter these can be found only in leaf nodes, with every other node containing only search keys.

Definition 4.2. B+ tree Let N be a positive integer. A B+ tree of order N is a tree with the following properties:

- All leaf nodes are in the same level, i.e. the tree is balanced;
- Every non leaf node contains multiple search keys, stored in increasing order, which act as separation values for its subtrees: the left sub-tree of a key contains values lower than those of the father key, and the right sub-tree contains the values greater than those of its father key;
- Every internal node contains at least N keys and at most $2N$ keys;
- If the root node is not a leaf node, it has at least one key and at most $2N$ keys.

B+ trees support efficient updates and exact match queries, which find the values associated to a given key. They also permit to do efficiently an operation known in literature as *range query*, which finds all the values related to keys in the interval $[l, r]$.

Typically B Trees nodes are stored on secondary storage as fixed size disk pages, whose size is a multiple of the hosting file system page size. In order to increase the number of keys and pointers stored in each page, a compression scheme can be applied which takes advantage of the fact that keys in a node are very close each other. For the B+ trees implemented in the *ER-index* was used the *Invariable Coding* method of [32], which for each node stores the first key and the differences between any other key and the first one, using the minimum number of bits required to express the difference of the last key from the first key.

4.3. The ER-index

Let $\{S_1, \dots, S_l\}$ be a collection of sequences corresponding to l different individuals. Let R and R_{rev} a reference sequence and its reverse, respectively. Let $f_i = LZ(S_i|R)$ be the relative LZ-factorization of sequence S_i with respect to R . Let $BL_{i,1}, \dots, BL_{i,bn(i)}$ be the sequence of blocks of factors gotten from $LZ(S_i|R)$, where $bn(i)$ denotes the obtained number of blocks and each block contains exactly bs factors. Finally, let $S20(plaintext, key, nonce)$ denote the Salsa20 encryption of *plaintext* with a 256-bit secret *key* and a 64-bit *nonce*.

The *ER-index* stores each of the aforementioned blocks encrypted, using a different secret key k_i for each individual and the block number as nonce, so that the encryption $E(f_i, k_i)$ of factorization f_i is given by:

$$E(f_i, k_i) = S20(BL_{i,1}, k_i, 1) \cdots S20(BL_{i,bn(i)}, k_i, bn(i)).$$

In order to speed up search operations, we have designed the *Encrypted B+ tree* (*EB+ tree*), an extended variant of the *B+ tree* data structure. An ordinary *B+ tree*, for each key k_i , would simply store all the values $v_{i,0}, \dots, v_{i,h_i}$ associated to that key. The requirement is instead to index an entire collection of genomic sequence factorizations related to many individuals, whose values are stored encrypted and must be associated to the right keys. Thanks to an *EB+ tree* each single factor of the encrypted collection $\{E(f_i, k_i)\}$ is associated to the right identifier i and encryption key k_i .

The three *EB+ trees* composing the *ER-index* (see Definition 4.3) are encrypted thanks again to the Salsa 20 cipher but using system-wide secret keys, since they are data structures accessed by all users.

Before performing encryption, we use *Invariable Coding* for both node search keys and values, but in a different way than in [61]. Indeed, the authors of that work applied compression to arrange more values into fixed-size node pages, whereas we used it in order to obtain smaller variable length nodes, thus minimizing the overall index size.

Definition 4.3. *Encrypted Referential index* An *Encrypted Referential index (ER-index)* for a collection of sequences $\{S_1, \dots, S_l\}$ with respect to a reference sequence R and a set of encryption keys $\{k_1, \dots, k_l\}$ is a self-index consisting of:

- the encrypted relative Lempel-Ziv factorizations of sequences $\{S_1, \dots, S_l\}$ with respect to R : $\{E(f_1, k_1), \dots, E(f_l, k_l)\}$;
- a set of three *EB+ trees* whose search keys are respectively:
 1. sai_rev_j , a suffix array index corresponding to a R_{rev} suffix prefixing the reverse of the j^{th} factor referential part;
 2. sai_j , a suffix array index corresponding to a R suffix prefixing the j^{th} factor referential part;
 3. tp_j , the position of the j^{th} factor referential part in the reference sequence R ;

and whose values are the couples $\langle i, v \rangle$, where i identifies the sequence S_i and v is the Lempel-Ziv factor of the related genomic sequence, encrypted with key k_i .

It can be worthwhile to stress here that the three EB+ above are required to allow an efficient implementation for the pattern search functions *LocateInternalOccs* and *LocateExternalOccs*, as detailed in Section 6.

5. Factorization algorithm

The factorization algorithm used to build the *ER*-index slightly differs from that proposed by [34] and [57], as the *ER*-index uses a couple of *FM*-indexes to represent the reference sequence R and its reverse R_{rev} . The j^{th} factor is again a triple $\langle sai_rev_start_j, l_j, mc_j \rangle$ of numbers, but in the *ER*-index they have a different meaning:

- $sai_rev_start_j$ is the R_{rev} suffix array index from which to start the backward scan of R_{rev} in order to obtain the factor;
- l_j is the length of the factor, comprehensive of the mismatch character;
- mc_j is the mismatch character.

In order to speed-up pattern search, the algorithm retrieves also the three auxiliary data sai_rev_j , sai_j and tp_j stored as search keys in the corresponding *EB+* trees composing the *ER*-index (see Definition 4.3). The algorithm, whose pseudo-code is given by Algorithm 1, uses four data structures related to the reference sequence R :

- the *FM*-index FM of R ;
- the *FM*-index FM_{rev} of the sequence R_{rev} gotten by reversing R ;
- a correspondence table $R2F$, which maps a suffix of R_{rev} to the R suffix starting from the same character;
- the reverse correspondence table $F2R$, which maps a suffix of R to the R_{rev} suffix starting from the same character.

Given a sequence S , Algorithm 1 scans S from left to right and at each step it tries to factorize the suffix S_i by searching the maximum-length referential factor starting from i . For this purpose it scans the BWT of R_{rev} through FM_{rev} , starting from $S[i]$ and proceeding backward on R_{rev} until a mismatch is found. This backward search gives as result the R_{rev} suffix array range containing the suffixes prefixing the reverse of S_p ; the algorithm choose the first among them, as they are all equivalent for its purposes.

The further processing of the algorithm consists in retrieving the auxiliary information related to the previously found factor. The *getPositionInReference* and *backwardStep* functions, alongside with the utility functions listed in Table

1 exactly match the canonical FM -index implementation [16], so they are not reported as pseudo-codes.

Algorithm 1 Factorization algorithm

```

1: function FACTORIZE( $S, FM_{rev}, FM, R2F, F2R$ )
2:    $j \leftarrow 0$                                       $\triangleright$  Current factor index
3:    $l_{max} \leftarrow 0$ ;                              $\triangleright$  Maximum factor length
4:    $len \leftarrow length(S)$ ;
5:    $i \leftarrow 0$ ;
6:   while  $i < len$  do
7:      $\triangleright$  Retrieve the next factor
8:      $nrc \leftarrow S[i]$ ;                              $\triangleright$  Curr char, not remapped in the FM index
9:      $l \leftarrow 1$                                     $\triangleright$  Curr length of the next factor ref part
10:    if  $i < len - 1$  AND  $isInRef(FM_{rev}, nrc)$  then
11:       $lastNrc \leftarrow nrc$ ;
12:       $\triangleright$  Start a backward search on the rev ref index
13:       $c \leftarrow remap(FM_{rev}, nrc)$ ;                $\triangleright$  Remap curr char
14:       $sp \leftarrow C(FM_{rev}, c)$ ;
15:       $ep \leftarrow C(FM_{rev}, c + 1) - 1$ ;
16:       $backStepSuccess \leftarrow true$ ;
17:       $\triangleright$  Backward search stops when the ref part includes the last
18:       $\triangleright$  but one char of S OR the next char is not in the ref sequence
19:       $\triangleright$  OR the last backward step was not successful OR the
20:       $\triangleright$  next char is N and the last is not OR viceversa

```

Algorithm 1 Factorization algorithm (continued)

```
21:   while  $i + l < len - 1$  AND  
       $isInRef(FM_{rev}, nrc \leftarrow S[i + l])$  AND  
       $backStepSuccess$  AND  
       $(lastNrc \neq N \text{ AND } nrc \neq N \text{ OR}$   
       $lastNrc = N \text{ AND } nrc = N)$  do  
22:      $c \leftarrow remap(FM_{rev}, nrc);$   
23:      $trySp \leftarrow C(FM_{rev}, c) +$   
         $Occ(FM_{rev}, EOF\_shift(FM_{rev}, sp - 1), c);$   
24:      $tryEp \leftarrow C(FM_{rev}, c) +$   
         $Occ(FM_{rev}, EOF\_shift(FM_{rev}, ep), c) - 1;$   
25:     if  $trySp \leq tryEp$  then  
26:        $sp \leftarrow trySp;$   
27:        $ep \leftarrow tryEp;$   
28:        $l \leftarrow l + 1;$   
29:        $backStepSuccess \leftarrow true;$   
30:     else  
31:        $backStepSuccess \leftarrow false;$   
32:     end if  
33:      $lastNrc \leftarrow nrc;$   
34:   end while  
35:    $sai\_rev\_pref \leftarrow sp;$   
36:    $mc \leftarrow S[i + l]$   
37:    $\triangleright$  Find  $sai\_rev\_start$ ,  $sai\_pref$  and  $tp$ , as follows:  
38:    $\triangleright$  Find  $sai$  of  $R$  for  $sai\_rev\_pref$  of  $R_{rev}$   
39:    $sai = R2F(sai\_rev\_pref);$   
40:    $\triangleright$  Do  $l - 1$  back steps on FM index to find  $sai\_pref$   
41:   for  $i \leftarrow 1$  To  $l - 1$  do  
42:      $sai \leftarrow backwardStep(FM, sai);$   
43:   end for  
44:    $sai\_pref \leftarrow sai;$   
45:    $\triangleright$  Find position  $tp$  of  $R$  for  $sai\_pref$  using  
46:    $\triangleright$  FM index marked rows  
47:    $tp = getPositionInReference(FM, sai\_pref)$   
48:    $\triangleright$  Do one back step on FM index to find  $sai\_rev\_start$   
49:    $sai\_rev\_start \leftarrow backwardStep(FM, sai\_pref);$   
50:    $\triangleright$  Store the retrieved factor in the factors array  
51:    $factors[j] \leftarrow \langle sai\_rev\_start, l, mc \rangle;$   
52:   end if  
53:    $i \leftarrow i + 1$   
54: end while  
55: end function
```

Function name	Scope
<code>C(FMindex index ,character c)</code>	Return the number of occurrences of characters that are lexically smaller than c within the indexed text
<code>Occ(FMindex index, character c,int k)</code>	Return the number of occurrences of c in prefix $L[1 \dots k]$, where $L = BWT(T)$ and T is the indexed text
<code>isInRef(FMindex index, character c)</code>	Return true if character c appears in the indexed text of a reference sequence
<code>Remap(FMindex index, character c)</code>	Return the internal remapped FM -index code for character c (characters are remapped within an FM -index, in order to store them efficiently)
<code>EOF_shift(FMindex index, int position)</code>	Macro for going from the first to the last column of the BWT matrix
<code>backwardStep(FMindex index, int suffixArrayPrefix)</code>	Perform a canonical backward step on the FM-Index (backward steps are used, for example, in BWT inversion)

Table 1: Functions in Algorithm 1 related to FM -index implementation (see for example [16]).

6. Pattern search algorithm

ER -index supports exact pattern matching through Algorithm 2. Before describing the algorithm details, it is appropriate to make some considerations. A pattern search operation on a Lempel-Ziv factorization can retrieve two types of occurrences:

- *internal occurrences*, which are completely contained in a factor’s referential part;
- *external occurrences*, also known in literature as *overlapping occurrences*, which have at least a character outside of a factor’s referential part.

External occurrences can span two or more factors or end with a factor’s mismatch character, and a solution to find them on $LZ78$ factorizations is proposed in [45]. The search pattern is splitted in all possible ways and, for each split point, the algorithm searches for the right side prefix and the reverse left side prefix in two related *trie* data structures ([9]). This results in two sets, the factors ending with the pattern’s left side and the factors starting with the pattern’s right side, and the algorithm eventually joins these two sets in order to obtain couples of consecutive factors. This approach can be applied also to relative Lempel-Ziv factorizations, but in our case it would require two tries for each individual, which is very expensive in term of disk space. Thus the *LocateExternalOccs* function of Algorithm 2 follows a similar approach, but it makes use of the following less expensive data structures:

- the FM_{rev} and FM indexes of algorithm 1, in order to search for the maximal prefix of the reversed left side in R_{rev} and for the maximal right side prefix in R , respectively;

- a couple of *EB+* trees to retrieve the factors ending with the maximal prefix of the reversed left side and those starting with the maximal right side suffix, respectively.

As for internal occurrences, the approach in [45] is based on the fact that each *LZ78* factor is the concatenation of a previous factor with an additional character, which is not true for relative Lempel-Ziv factorizations.

Therefore function *LocateInternalOccs* of Algorithm 2 implements an original approach which uses once again the *FM* index of the reference sequence *R*, together with a third *EB+* tree, named *posTree*, whose search keys are the starting positions of factors referential parts in *R*. This last *EB+* tree allows to retrieve the factors whose referential part starts in a given positions range of the reference sequence. The *LocateInternalOccs* function also uses the auxiliary information l_{max} , defined as the maximum length of all factors contained in the *ER*-index, which is determined during the factorization process and is stored into the index header.

Since an internal occurrence of the pattern is completely contained in the reference sequence, the first step implemented in *LocateInternalOccs* could have been to retrieve all the pattern's occurrences in the reference sequence. However, we have first to check that an individual sequence factor containing the reference sequence occurrence really exists, and then retrieve the occurrence positions in the individual sequence previously found.

These issues have been addressed thanks to the following consideration. Let us suppose that the suffix array interval $[sp, ep]$ is the result of a pattern search on the reference sequence. The position *tp* of each interval's element in the reference sequence can be retrieved using the related reference index marked rows. Given a factor, let also *l* be the length of its referential part, *tpf* its starting position in the reference sequence, and *m* the pattern length. A reference occurrence located in *tp* is also an individual sequence occurrence if and only if:

$$\begin{cases} tpf \leq tp \\ tpf \geq tp + m - l \end{cases} \quad (1)$$

The first condition is to make sure that a factor's referential part does not start after the first character of the reference occurrence, while the second that the factor's referential part does not end before the end of the reference occurrence. If both the above *tpf* range bounds were fixed values, the referential part factors could be retrieved by performing a range query on *posTree*. The lower bound actually is not a fixed value, since it depends from the length *l* of the referential part of the factor, but we can consider the maximum length of all factors $l_{max} \geq l$. Because of (1), the wrong values returned by a range query based on $tp + m - l_{max} \leq tpf$ can indeed be filtered out by keeping only those factors complying to $tpf \geq tp + m - l$.

Algorithm 2 Pattern search algorithm

```
1: function LOCATE(pat)
2:   extoccs  $\leftarrow$  LOCATEEXTERNALOCCS(pat);
3:   intoccs  $\leftarrow$  LOCATEINTERNALOCCS(pat);
4:   occs = extoccs  $\cup$  intoccs;
5:    $\triangleright$  Sort each individual occurrence by position
6:   SORT(occs);
7:    $\triangleright$  Remove any duplicates
8:   REMOVEDUPLICATES(occs);
9:    $\triangleright$  Find each occurrence text position from its factor identifier
10:   $\triangleright$  factorId and its factor offset FactorOffset
11:  FINDTEXTPOSITIONS(occs);
12:  return occs;
13: end function
```

Algorithm 2 Pattern search algorithm (continued)

```
14: function LOCATEEXTERNALOCCS(pat)
15:   occs = []
16:   pl ← LEN(pat);
17:   for sp ← 0 to pl − 1 do
18:     splitPointCharacter ← pat[sp];
19:     if splitPoint > pl/2 then
20:       ▷ The left side part (lsp) is longer than the right side part (rsp),
21:       ▷ so the factors expected to end with the lsp are less than those
22:       ▷ expected to start with the rsp
23:       ls ← substr(pat, 0, splitPoint);
24:       [lsFacts, lsls] ← FINDLEFTSIDEFACTORS(ls);
25:       ▷ Scan lsFacts through the individual identifiers indId
26:       for indId in lsFacts do
27:         ▷ Get the factorization f from an associative array fs
28:         ▷ with all the individual factorizations
29:         f ← fs[indId];
30:         for factInd in GETINDRETRFACTORS(lsFacts, indId) do
31:           fact ← f[factInd];
32:           ▷ Exclude that the left side crosses the starting point
33:           ▷ of the current factor, since an occurrence of this type
34:           ▷ will be found for a preceding split point
35:           if fact.len − 1 ≥ len(ls) then
36:             if fact.letter = splitPointCharacter then
37:               occ.factInd ← factInd;
38:               occ.factOff ← fact.len − 1 − len(ls);
39:               occ.endingFactInd ← factInd;
40:               occ.endingFactOff ← fact.len − 1;
41:               lsvl ← lsls;           ▷ Left side verified length
42:               rsvl ← 0;           ▷ Right side verified length
43:               if PATREMPART(f, pat, sp, lsvl, rsvl, occ) then
44:                 ADDOCCURRENCE(occ);
45:               end if
46:             end if
47:           end if
48:         end for
49:       end for
50:     else
51:       ▷ The right side part (rsp) is not shorter than the left side
52:       ▷ part (lsp), so the factors expected to start with the rsp
53:       ▷ are less than those expected to end with the lsp
54:       rs ← SUBSTR(pat, splitPoint + 1, pl − splitPoint − 1);
55:       [rsFacts, rslp] ← FINDRIGHTSIDEFACTORS(rs);
```

Algorithm 2 Pattern search algorithm (continued)

```
56:         for indId in rsFacts do
57:             ▷ Get the factorization f from an associative array fs
58:             ▷ with all the individual factorizations
59:             f ← fs[indId];
60:             for factInd in GETINDRETRFACTORS(rsFacts, indId) do
61:                 fact ← f[factInd];
62:                 if rslp < fact.len − 1 then
63:                     rsvl ← rslp;                                ▷ Right side verified length
64:                 else
65:                     rsvl ← fact.len − 1;
66:                 end if
67:                 if factInd > 0 then
68:                     lsFact ← f[factInd − 1];
69:                     if lsFact.letter = splitPointCharacter then
70:                         occ.factInd ← factInd − 1;
71:                         occ.factOff ← lsFact.len − 1;
72:                         occ.endingFactInd ← factInd;
73:                         occ.endingFactOff ← rsvl − 1;
74:                         lsvl ← 0;                                ▷ Left side verified length
75:                         if PATREMPART(f, pat, sp, lsvl, rsvl, occ) then
76:                             ADDOCCURRENCE(occ);
77:                         end if
78:                     end if
79:                 end if
80:             end for
81:         end for

82:     end if
83: end for
84: return occs;
85: end function

86: function LOCATEINTERNALOCES(pat)
87:     occs = []
88:     ▷ An internal occurrence occurs certainly in the ref seq
89:     if SEARCHPATINREFINDEX(FM, pat, sp, ep) then
90:         for i ← sp to ep do
91:             m ← LEN(pat);
92:             tp ← GETPOSITIONINREFERENCE(FM, i);
93:             ▷ lmax is the length of the maximum factor in the index
94:             facts ←
95:                 GETFACTORSINRANGE(posTree, tp + m − lmax, tp);
96:             for each distinct indId in facts do
97:                 ▷ Retrieve the factorization f from an associative array fs
98:                 ▷ containing all the individual factorizations
99:                 f ← fs[indId];
```

Algorithm 2 Pattern search algorithm (continued)

```
99:         for factInd in GETINDRETRFACTORS(facts, indId) do
100:             fact  $\leftarrow f[factInd]$ ;
101:             tpf  $\leftarrow fact.refPartPositionInReference$ ;
102:             l  $\leftarrow fact.len - 1$ ;  $\triangleright$  factor refential part length
103:             if tpf  $\geq tp + m - l$  then
104:                 occ.factInd  $\leftarrow factInd$ ;
105:                 occ.factOff  $\leftarrow tp - tpf$ ;
106:                 occ.endingFactInd  $\leftarrow factInd$ ;
107:                 occ.endingFactOff  $\leftarrow$ 
108:                     occ.factOff + m - 1;
109:                 lsvl  $\leftarrow 0$ ;  $\triangleright$  Left side verified length
110:                 ADDOCCURRENCE(occ);
111:             end if
112:         end for
113:     end for
114: end if
115: return occs;
116: end function

117: function PATREMPART(f, pat, splitPoint, lsvl, rsvl, occ)
118:      $\triangleright$  Check if the occurrence occ is really a whole pattern occurrence,
119:      $\triangleright$  updating it if required. It returns true for successful checks.
120:      $\triangleright$  This function tries to extend the verified part of the pattern, both
121:      $\triangleright$  on the left and the right side, by comparing the yet not verified
122:      $\triangleright$  pattern characters with the factors characters preceding and
123:      $\triangleright$  following the verified part. For performance the extension is
124:      $\triangleright$  made without extracting the full text of the involved factors,
125:      $\triangleright$  but scanning the text one character at a time thanks to the
126:      $\triangleright$  reverse reference index.
127: end function

128: function FINDLEFTSIDEFACTORS(ls)
129:      $\triangleright$  Return (lslsfact, lsls), where lslsfact is a list of factors
130:      $\triangleright$  ending with the left side longest suffix, and lsls is the left side
131:      $\triangleright$  longest suffix length.
132:      $\triangleright$  Find the longest left side suffix that occurs in the reference string
133:     l  $\leftarrow$  FINDLEFTSIDELONGESTSUFFIX(ls);
134:     lsls  $\leftarrow$  SUBSTR(ls, ls.len - l, l);
135:     if SEARCHPATREVINREFINDEX(FMrev, lsls, sp, ep) then
136:          $\triangleright$  Find factors whose suffixArrayPosition is in [sp, ep]
137:         return [GETFACTORSINRANGE(reverseTree, sp, ep), l];
138:     else
139:         return [[], 0];
140:     end if
141: end function
```

Algorithm 2 Pattern search algorithm (continued)

```
142: function FINDRIGHTSIDEFACTORS(rs)
143:   ▷ Return (rslpfact, rslp), where rslpfact is a list of factors
144:   ▷ beginning with the right side longest prefix, and rslp is the
145:   ▷ right side longest prefix length
146:   ▷ Find the longest right side prefix occurring in the reference string
147:    $l \leftarrow \text{FINDRIGHTSIDELONGESTPREFIX}(ls);$ 
148:    $rslp \leftarrow \text{SUBSTR}(rs, 0, l);$ 
149:   if SEARCHPATINREFINDEX(FM, rslp, sp, ep) then
150:     ▷ Find factors whose suffixArrayPosition is in [sp,ep]
151:     return [GETFACTORSINRANGE(forwardTree, sp, ep), l];
152:   else
153:     return [[], 0];
154:   end if
155: end function

156: function FINDRIGHTSIDELONGESTPREFIX(rs)
157:   ▷ Scan backward the reverse index, starting from the first char
158:   ▷ of the right side and going on until a mismatch is found.
159:   ▷ Return the right side longest prefix rslp.
160: end function

161: function FINDLEFTSIDELONGESTSUFFIX(ls)
162:   ▷ Scan backward the straight index, starting from the last char
163:   ▷ of the left side and going on until a mismatch is found.
164:   ▷ Return the left side longest suffix lsls.
165: end function

166: function SEARCHPATINREFINDEX(FM_index, pat, sp, ep)
167:   ▷ Perform a canonical backward search on the given FM-index,
168:   ▷ returning the [sp,ep] suffix array range corresponding to
169:   ▷ pattern pat.
170: end function

171: function SEARCHPATREVINREFINDEX(FM_index, pat, sp, ep)
172:   ▷ Perform a backward search on the given FM-index, starting from
173:   ▷ the first pattern char, then the second char, and so on.
174:   ▷ Return the [sp,ep] suffix array range corresponding to
175:   ▷ pattern pat.
176: end function

177: function GETINDRETRFACTORS(facts, indId)
178:   ▷ Return the indexes of factors belonging to the individual indId,
179:   ▷ selecting them from the collection facts, which contains factors
180:   ▷ belonging to several individuals
181: end function
```

Algorithm 2 Pattern search algorithm (continued)

```
182: function GETFACTORSINRANGE(tree, l, u)
183:   ▷ Return factor Ids in tree corresponding to key values in [l, u]
184:   factorIds  $\leftarrow$  [];           ▷ Retrieved factorIds, grouped by individualId
185:   ▷ Search tree for a leaf containing the lower bound of the search interval
186:   startLeafNumber  $\leftarrow$  SEARCHFORLEAF(tree, l);
187:   if startLeafNumber  $\neq$  NULL then
188:     curLeafNumber  $\leftarrow$  startLeafNumber;
189:     rangeScanEnd  $\leftarrow$  false;
190:     i  $\leftarrow$  0;  ▷ index of the current examined key within the current leaf
191:     while rangeScanEnd = false do
192:       if i > nk - 1 then           ▷ nK is the number of keys in this leaf
193:         ▷ Node number of the last leaf in this tree
194:         if curLeafNumber = lastLeafNumber then
195:           rangeScanEnd  $\leftarrow$  true;
196:         else
197:           curLeafNumber  $\leftarrow$  curLeafNumber + 1;
198:           ▷ Load the leaf node from disk and decrypt it
199:           curLeaf  $\leftarrow$  getNode(tree, curLeafNumber);
200:           i  $\leftarrow$  0;
201:         end if
202:       end if
203:       if rangeScanEnd = false then
204:         k  $\leftarrow$  currentLeaf -> keys[i];
205:         if k > u then
206:           rangeScanEnd = true;
207:         else if k >= l then
208:           ▷ add to factorIds the retrieved factors identifiers,
209:           ▷ grouped by individualId
210:         end if
211:         i = i + 1;
212:       end if;
213:     end while
214:   end if
215:   return factorIds
216: end function

217: function SEARCHFORLEAF(tree, value)
218:   ▷ Search tree for a leaf containing the given key value lower bound of
219:   ▷ the search interval, starting from the root node. Returns the found
220:   ▷ leaf node number if that leaf exists, NULL otherwise
221: end function
```

7. Encryption algorithm

In the following just the symmetric algorithm used to encrypt LZ77 factorizations and their auxiliary data structures will be described. Indeed, cryptographic schema and protocols for encrypting key portfolios and implementing secure communications (see Section 3) are already largely in use today to protect data at rest and Internet traffic, respectively, and they fall outside our core contribution.

As detailed there, the encryption algorithm itself is the well know Salsa 20 code introduced in [4], whose security has been thoughtly tested over time and which is - alongside with its variants - more and more used over the Internet by big players like Google. Our contribution in this respect consists in how the core algorithm and its related security parameters (keys, nonces) are used and engineered in software, in order to improve both performance and security by an optimized management of the encryption and decryption processes. These are implemented so to get an efficient domain decomposition over the structures and data composing the index, with respect to its LZ77 factors and the individuals enrolled in the database. This in turn allows to load and decrypt in main memory just the portions of the index required for a given pattern search, other than a full exploitation of multithreading in the construction of factorizations.

Algorithm 3 Encryption algorithm

```

1: ▷ Save the index on disk, encrypting all its data structures with Salsa20.
2: ▷ Encryption goes on by switching between different encryption contexts,
3: ▷ corresponding to different encryption keys and nonces.
4: procedure SAVEINDEX(userPortfolio, indexFileName)
5:   ▷ Save the index header using the system key and nonce 0
6:   sk ← GETSYSTEMKEY(userPortfolio);
7:   indexHeaderEC ← CREATEEC(sk, 0);
8:   SAVEHEADER(indexHeaderEC);

9:   ▷ Save factorizations related to each individual
10:  for indId in indexedIndividuals do
11:    f ← factorizations[indId];
12:    ik ← GETINDIVIDUALKEY(userPortfolio, indId);
13:    SAVEFACTORIZATION(f, ik) ;
14:  end for

15:  ▷ Save the EB+ trees with different base nonces
16:  SAVETREE(reverseTree, 10000000);
17:  SAVETREE(forwardTree, 20000000);
18:  SAVETREE(posTree, 30000000);
19: end procedure

```

Algorithm 3 Encryption algorithm (continued)

```
20: ▷ Save a factorization, encrypting it with the key of its owner
21: procedure SAVEFACTORIZATION(factorization, individualKey)
22:   ▷ Save the factorization header using 0 as a nonce
23:   headerEC ← CREATEEC(ik, 0);
24:   SAVEHEADER(headerEC);

25:   ▷ Save the blocks of this factorization, using the block number as nonce
26:   for i ← 0 to N − 1 do
27:     block ← blocks[i];
28:     blockEC ← CREATEEC(ik, i + 1);
29:     SAVEBLOCK(block, blockEC);
30:   end for
31: end procedure

32: ▷ Save tree on disk with a given base nonce
33: procedure SAVETREE(tree, baseNonce)
34:   ▷ Save the leaf nodes, in consecutive positions
35:   currentLeaf ← tree.firstLeaf;
36:   while currentLeaf ≠ NULL do
37:     SAVENODE(currentLeaf, baseNonce);
38:     currentLeaf ← currentLeaf.nextSibling;
39:   end while

40:   ▷ Save recursively all the remaining nodes (“index nodes”)
41:   rootNode ← tree.root;
42:   SAVENODE(rootNode, baseNonce);

43:   ▷ Save tree directory, containing the start positions of the tree nodes in
44:   ▷ the ER-index bytestream
45:   directoryEC ← CREATEEC(sk, baseNonce);
46:   SAVETREEDIRECTORY(tree, directoryEC);
47: end procedure

48: procedure SAVENODE(node, baseNonce)
49:   ▷ If node is not a leaf, save recur all nodes in the subtree rooted at node
50:   if node.leaf = false then
51:     for child in node.children do
52:       SAVENODE(child, baseNonce);
53:     end for
54:   end if
```

Algorithm 3 Encryption algorithm (continued)

```
55:   ▷ Save the part of the node containing only the search keys, encrypting
56:   ▷ it with the system key and  $baseNonce + nodeNumber + 1$ 
57:    $sk \leftarrow GETSYSTEMKEY(userPortfolio)$ ;
58:    $nodeEC \leftarrow CREATEEC(sk, baseNonce + node.number + 1)$ ;
59:    $SAVEKEYS(tree, nodeEC)$ ;

60:   ▷ If  $node$  is a leaf, saves the individual-specific factors identifiers related
61:   ▷ to each search key. Each factor identifier is encrypted using the
62:   ▷ encryption key of the specific individual it refers to.
63:   if  $node.leaf = true$  then
64:     ▷ Initialise the encryption contexts for all the individuals whose factor
65:     ▷ identifiers appear in this leaf
66:      $indECs = []$ ; ▷ an associative array
67:     for  $indId$  in  $node.indIds$  do
68:        $ik \leftarrow GETINDIVIDUALKEY(userPortfolio, indId)$ ;
69:        $indECs[indId] = CREATEEC(ik, baseNonce + node.number + 1)$ ;
70:     end for
71:     ▷ Save the factor identifiers
72:     for  $key$  in  $node.keys$  do
73:       for  $value$  in  $key.values$  do
74:         ▷ A  $value$  is a couple  $\langle indId, factorId \rangle$ 
75:         ▷ Save the factorId with the individual's encryption key
76:          $indEC \leftarrow indECs[value.indId]$ ;
77:          $SAVEFACTORID(value.factorId, indEC)$ ;
78:       end for
79:     end for
80:   end if
81: end procedure

82: function  $CREATEENCRYPTIONCONTEXT(key, nonce)$ 
83:   ▷ Create an encryption context, initialising Salsa20 internal data
84:   ▷ structures with the supplied key and nonce. Return a data structure
85:   ▷ containing the encryption context's internal state
86: end function

87: function  $GETSYSTEMKEY(portfolio)$ 
88:   ▷ Return the system key stored in the user's portfolio.
89: end function

90: function  $GETINDIVIDUALKEY(portfolio, indId)$ 
91:   ▷ Return the key used to encipher genomic data of a given individual
92: end function
```

8. Experimental results

In order to evaluate the *ER*-Index performance, a small ER-database concerning 50 individuals and 10 users was implemented as described in Section 3. Using such database, a comprehensive set of tests was performed on different computing platforms to measure the compression ratios (i.e., the ratio of the output data size to the input data size as defined by [50]), and the times required to build the index and search for patterns.

The results were also compared with a referential index built thanks to the *Sdsl C++ library* by [20], available at <http://github.com/simongog/sdsl>. This library provides some succinct data structures for implementing self-indexes like the *Compressed Suffix Arrays* (CSA) by [22] and the *wavelet tree FM-index* (WTFM-index) by [23], and we extended this last kind of implementation so to manage collections of items and report sequence-relative locations. We have chosen the WTFM-index as reference tool since this index is nearly optimal in space apart from lower-order terms, achieving asymptotically the *empirical entropy* of the text with a multiplicative constant 1 [23].

The tests were performed on three computing platforms having different resources as follows, in order to evaluate the performance of our tool and assess its effectiveness with respect to the reference tool for different CPUs, memory sizes and operating environments:

- **ser**, a small-size server with an Intel(R) Xeon(R) CPU E5-2697 v2 at 2.7GHz 24 cores processor and 180GB of DDR3 1333 MHz memory, running the *CentOS 7* operating system;
- **lap**, a laptop with an AMD A10-9600P at 2.4GHz 6 cores processor and 12GB of DDR4 1866 MHz memory, running an *Ubuntu on Windows* application on the *Windows 10* operating system with the Microsoft-Windows-Subsystem-Linux turned on;
- **clu**, a node of a computing cluster with 2 Intel Xeon CPU E5-2670 at 2.6GHz 10 cores processor and 196GB of DDR3 1600 MHz memory, running the *CentOS 6* operating system.

8.1. Experimental setup

The individual sequences chosen to assess the prototype performance are those related to human chromosomes 11 and 20, for a population of 50 individuals. Chromosome 11 (135,086,622 base pairs) and 20 (64,444,167 base pairs) were chosen as representatives of big and small human chromosomes, respectively. The sequences were of two types:

- Diploid consensus sequences obtained from the *1000 Genomes Project* (www.internationalgenome.org/home). These sequences were built by starting from the respective BAM files and using the **Samtools mpileup** command along with the **BCFtools** (www.htslib.org) and **vcfutils** utilities (<https://vcftools.github.io/index.html>).

- Pseudo-random sequences obtained by applying single mutations, insertions and deletions to the corresponding chromosome reference sequence in the human genome bank HS37D5, a variant of the GRCh37 human genome assembly used by the *1000 Genomes Project*. For this purpose [41] built a tool which selects, with uniform distribution, mutations, insertions and deletions according to the percentages observed on average by [43] among different individuals of the human species.

Although artificially generated, the second kind of sequences is more appropriate than consensus sequences to evaluate real performances, since they are free from spurious symbols caused by sequencing machines errors or inaccuracy.

For each one of the two above types we considered full length sequences and 1MB sequences, obtained by selecting one million basis of those chromosomes. Thus we performed our tests on a total of eight kinds of genomic collection sequences, with consensus collections denoted as *11_1MB*, *11_FULL*, *20_1MB*, *20_FULL*, and their artificially generated counterparts identified by the suffix *_R*. Some tests include also 5MB sequences, obtained by selecting five million basis from chromosomes 11 and 20.

The encryption set-up consisted in the generation of fifty 256-bit symmetric keys through the `openssl rand` command, plus ten RSA key couples using the `openssl genrsa` and `openssl rsa` commands. The key portfolio for each of the database users was generated by choosing a subset from the pool of symmetric keys and ciphering it with the user’s public key.

8.2. Construction times

Tables 2 and 3 show times required to construct the *ER*-index on the three considered computing platforms; moreover, the first table reports a comparison with the reference tool on `ser`. Similar results were obtained on the other two platforms, showing that times required to build the *ER*-index – except than for some very short (1MB) sequences – are significantly lower than those for the *WTFM*-index, despite the fact that only the *ER*-index implements data encryption.

	20_1MB	20_5MB	20_FULL	11_1MB	11_5MB	11_FULL
ER	11.38	33.74	455.7	23.18	42.79	1005
WTFM	20.08	132.1	2061	19.33	154.9	5693

Table 2: Times (sec) required to build the *ER*-index (ER) and the *WTFM*-index (WTFM) on the `ser` platform.

This noticeable performance has been obtained through our parallel factorization algorithm, which exploits the multi-core, hyper-threading architecture of modern processors (see Section 5). As it can be easily inferred by a comparison of the obtained values, the speed-up increases with the number of cores, so it could be greater on higher-end machines with more processor cores. Note that the full collections have notable sizes (about 2.97 and 6.4 GiB for the *20_FULL* and *11_FULL* sets, respectively), and this resulted in long computing times

(about 0.58 and 1.5 hours) on the `lap` platform. However, we believe these last results are not very indicative since probably due to an improper memory management by the virtual machine.

	20_1MB	20_1MB_R	20_FULL_R	11_1MB	11_1MB_R	11_FULL_R
<code>lap</code>	50.09	47.64	208775	63.64	69.32	5409862.50
<code>clu</code>	9.91	9.81	256.25	19.78	16.24	528.54

Table 3: Times (sec) required to build the *ER*-index on the `lap` and `clu` platforms.

8.3. Compression ratios

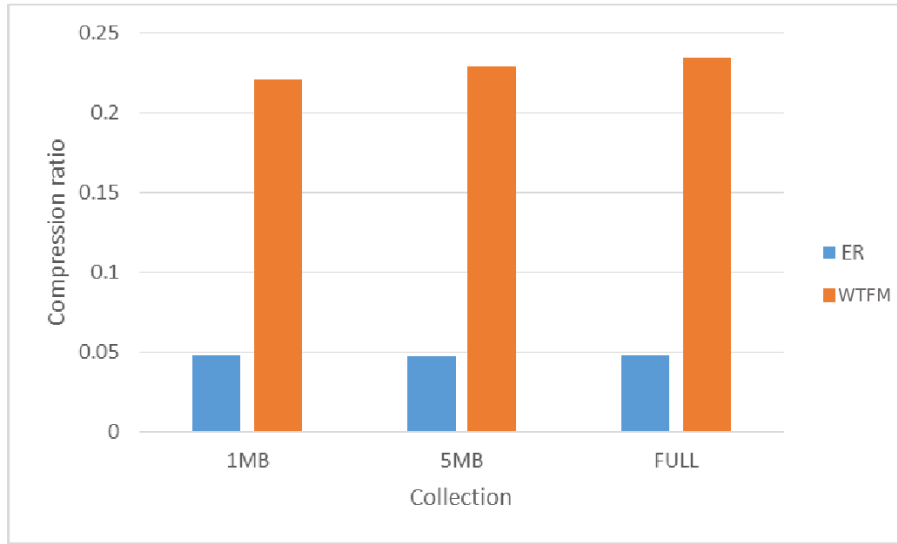
Figure 2 reports the compression ratios of the *ER*-index versus the *WTFM*-index on the `ser` computing platform for the collections obtained from the 1000 Genomes Project. Obviously, similar results were obtained on the `lap` and `clu` platforms, showing that the *ER*-index got compression ratios about *four times smaller* than the reference tool.

The compression ratios values on pseudo-random sequences were about half than those for the previous sequences: since the sequences created from an algorithm lack of spurious symbols, it is possible to find longer matches between the analyzed sequence and the reference one, and achieve a better compression performance. Overall this is very good for the *ER*-index, resulting in at least 97% savings in space. For example, the 6.4 GiB of collection `11_FULL_R` resulted in an index smaller than 192 MiB. Table 4 reports *ER*-index versus *E2FM*-index and *WTFM*-index compression ratios, showing the vastly superior performance of referential compression in the case of large collections, which in this test were of 50, 75 and 100 items. Table 4 reports also some significant stats concerning the data structures that compose the *ER*-index. From these stats it can be desumed that the memory space required to store a single 60 MiB genomic sequence in the *ER*-index does not depend on the size of the collection, and it is of about 1800 KiB, where about 1400 KiB are consumed by the auxiliary data structure used for encryption and fast pattern matching.

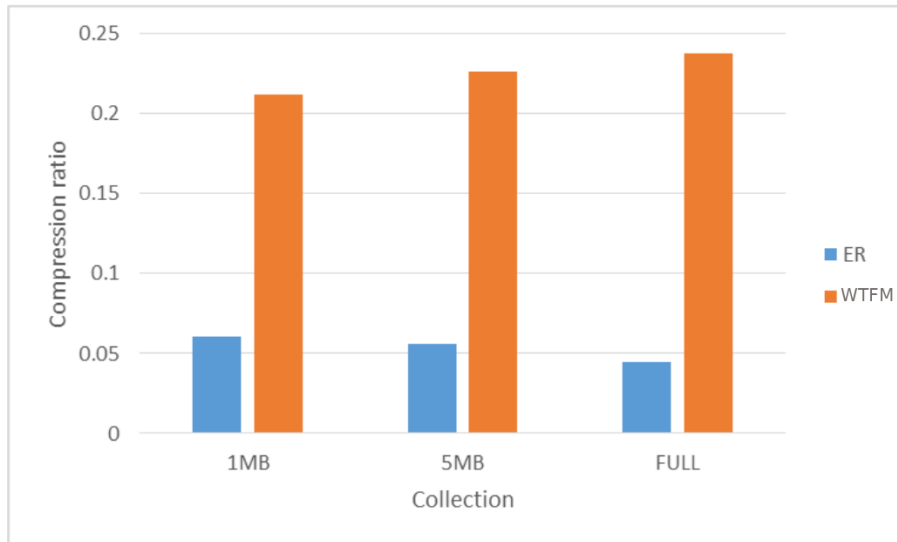
It can be worth to note here that the reported figures are *mean* values obtained by building the index more times (we usually performed 18 index builds for each collection, in order to filter out spurious computing time values due to unpredictable overheads from other processes running on the same platform). As a matter of fact, the multithreading approach causes the operations to be executed in different order during the factorization, thus a different order in the creation of the auxiliary data structures. But, since such data structures are B+ trees, depending on the order of the insertion of the keys there might be different splits in their nodes, resulting in small changes in the size of the index.

8.4. Pattern search performance

For each collection given in Section 8.1, the tests to evaluate pattern search (a.k.a. *locate* operation) performance were run as follows:



(a) Chromosome 20



(b) Chromosome 11

Figure 2: *ER*-index (ER) versus *WTFM*-index (WTFM) compression ratios for chromosome 20 and chromosome 11 collections on the *ser* platform.

Compression ratios	20_50_R	20_75_R	20_100_R
<i>ER-index</i>	0.0288	0.0289	0.0289
<i>E2FM-index</i>	0.146	0.125	0.115
<i>WTFM-index</i>	0.237	0.215	0.196
<i>ER-index stats (byte)</i>	20_50_R	20_75_R	20_100_R
Header	437	637	837
Factorizations	20517280	30782155	41048179
Reverse Tree	24285589	36524561	48630278
Forward Tree	24260723	36492813	48610561
Pos Tree	21725297	32662668	43545681

Table 4: *ER-index* versus *E2FM-index* and *WTFM-index* compression ratios. In this test the collections were of 50, 75 and 100 human chromosomes 20, emulated through pseudo-random sequences.

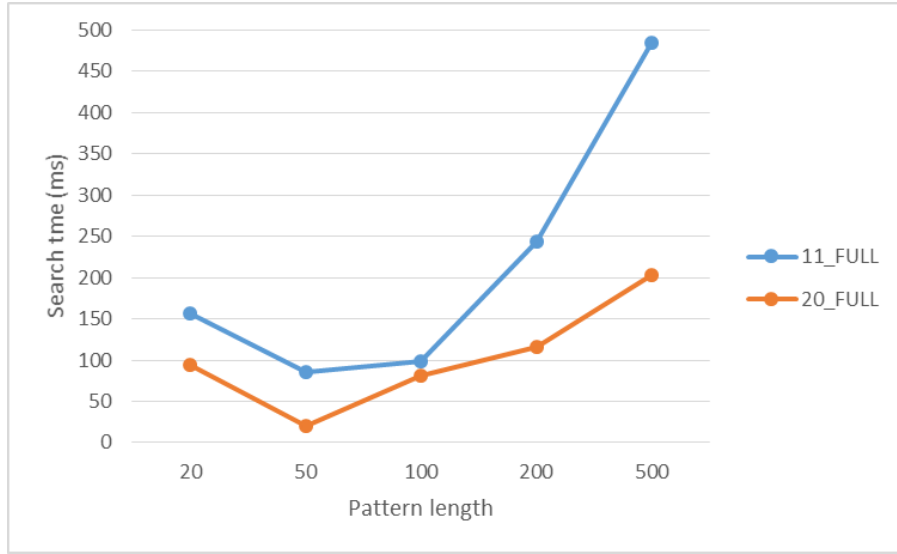
- the index (*ER-index* or *WTFM-index*) related to the given collection was selected, and only its header was loaded in memory;
- for each pattern length $pl \in \{20, 50, 100, 200, 500\}$, 500 patterns were randomly extracted from the sequences composing the collection, and all of them were searched through the index;
- *mean* and *median* values of the 500 search times and search times *per occurrence* got at the previous step were computed;
- the index was closed, and the next test was performed.

Figure 3 plots the search time values obtained on the **ser** platform for collections **20_FULL** and **11_FULL**, whereas Table 5 sums up the results obtained for the other collections on the **lap** and **clu** platforms.

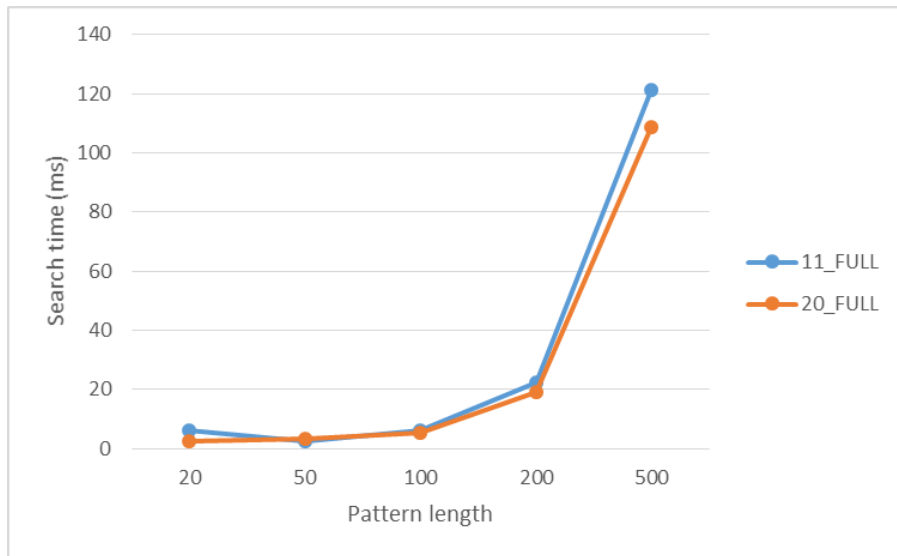
For full collections, pattern search times should be proportional to the number of found occurrences, and thus they should decrease with pattern length, since a bigger pl turns out in less chances to find a pattern. However, the obtained results clearly show that for such collections search times are higher for $pl = 20$ than $pl = 50$ but they increase afterward. This is due to the algorithm used for external occurrences (see Section 6), since the number of split points checked increases with the pattern length. However, this behaviour could be noticeably improved by parallelizing the several split points operations, which are naturally independent from each others.

Another interesting observation which follows from the obtained results is that median values are significantly smaller than mean values. This is because of a 10-15% of outliers, due to some patterns hard to search, or to the fact that some searches were performed right after the opening of an index, when only a small amount of factorizations and EB+ blocks were loaded in memory. Patterns may be hard to search since they have a much greater number of occurrences than the other patterns of the same length, or because they span

on many short factors so that the left or right side related to some split points are very short strings.



(a) Mean search times



(b) Median search times

Figure 3: *ER*-index mean and median pattern search times (ms) for collections 20_FULL and 11_FULL on the **ser** platform.

Overall these results show that locate operations are executed very fast thanks to the *ER*-index: also on a small computing platform running a vir-

tual machine like `lap` they take less than half a second in the worst case (i.e., looking for 500-basis patterns in the `11_FULLL_R` collection of 6.4 GiB). A comparison with the `WTFM`-index has shown that this last performs better on patterns with $pl \geq 100$, but slightly worse on short patterns. These differences are however of the order of hundredths of a second, so they are influential from a practical point of view, except in application scenarios where a massive amount of pattern searches is required. Since pattern search times are proportional to the number of found occurrences, it is appropriate to look at the mean and median values of the search time per occurrence, reported in Figure 4 for the `ser` platform and the two collections `20_FULLL` and `11_FULLL`. These results show that mean search times per occurrence grow with pattern length, starting from a few milliseconds for $pl = 20$ to a maximum of 190.622 ms for $pl = 500$ on the `11_FULLL` collection. Note that the curves of the median values related to the two collections perfectly overlap. This attests the scalability of the `ER`-index: collections of increasing size can be managed without a significant loss in performance.

pl	<code>20_1MB</code>	<code>20_1MB_R</code>	<code>20_FULLL_R</code>	<code>11_1MB</code>	<code>11_1MB_R</code>	<code>11_FULLL_R</code>
20	2.11	1.41	45.19	4.96	0.99	122.41
50	2.71	1.89	7.89	3.07	1.73	45.72
100	7.63	6.51	12.38	8.00	5.77	19.39
200	47.93	34.93	52.20	37.60	33.05	61.95
500	363.47	359.59	382.79	371.36	367.98	408.45
20	0.40	0.29	4.19	0.58	0.31	8.84
50	0.92	0.80	1.61	1.00	0.81	1.72
100	3.04	2.78	4.25	3.18	2.87	4.70
200	13.17	12.39	14.88	13.62	13.04	16.33
500	86.97	83.25	85.20	87.72	86.45	91.89

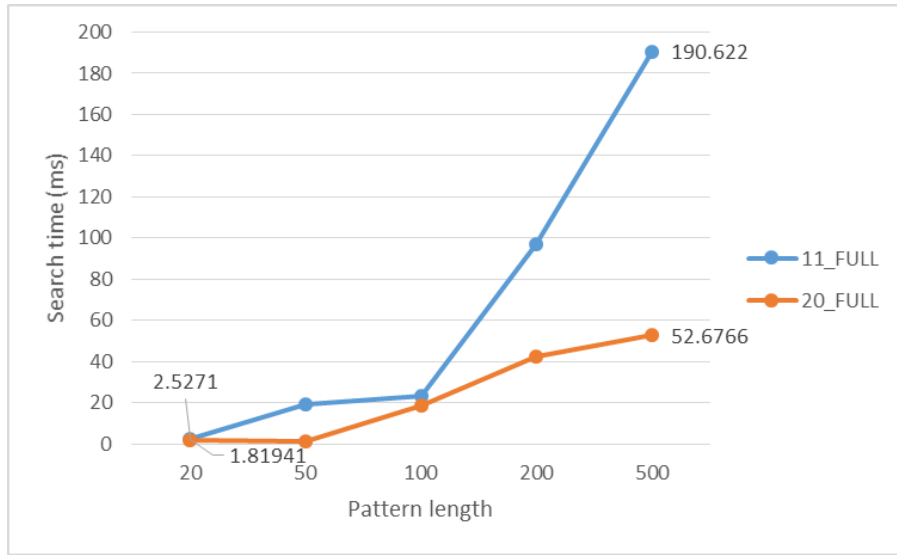
Table 5: `ER`-index search time mean values (ms) on platforms `lap` and `clu`.

9. Conclusion and future work

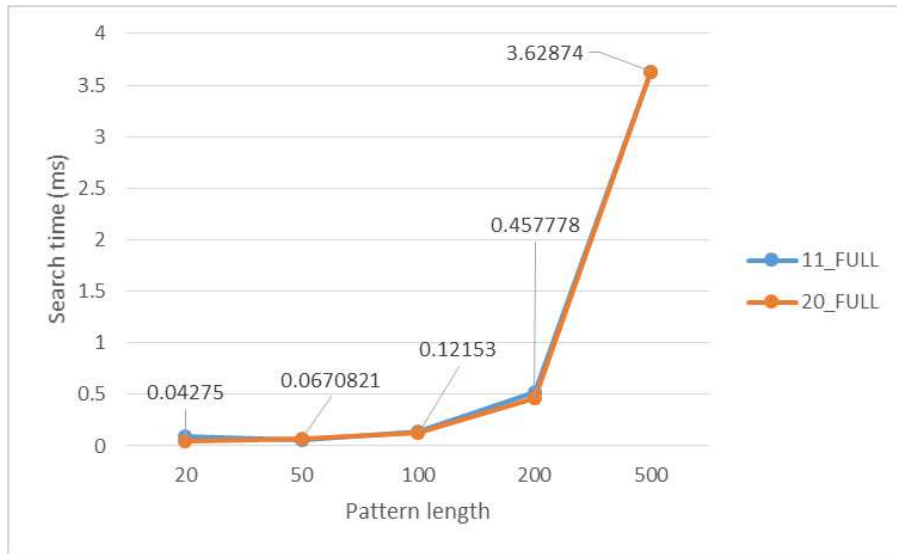
Encrypted and compressed full-text indexes are very promising tools for tackling the challenges in terms of storage requirement, computational cost and privacy posed by human genomic databanks. They indeed allow just to decrypt the blocks of compressed data required in a given operation, and to search for patterns directly on such compressed data, which can results in big time savings if compared to the standard approach “decrypt-decompress-search” achievable using a compressor together with a cipher.

In this work we have introduced `ER`-index, the first referential self-index designed to be the core of secure genomic databases: it exploits inter-sequence redundancy to get very good compression ratios, and stores the sequences of different individuals so that they are encrypted on disk with different encryption keys within the same index.

Our tests have shown that on collections of fifty chromosomes, the `ER`-index achieves compression ratios four times better and pattern search times



(a) Mean search times



(b) Median search times

Figure 4: *ER*-index mean and median search times (ms) per occurrence for collections 20_FULL and 11_FULL on the **ser** platform.

very close to those of the *wawelet tree FM-index*, which is a self-index nearly optimal in time and space but not implementing referential compression. For example, search times per occurrence were less than two tenths of a second on a collection of 6.4 GiB, that the index compressed and encrypted in less than 192 MiB.

A multi-threading search strategy and an algorithm for inexact search operations are under investigation and will be implemented in a next release of the *ER-index*.

References

- [1] 23andMe (2020). Home page. Available at: <https://www.23andme.com/>.
- [2] Babbage, S., DeCanniere, C., Cantenaut, A., Cid, C., Gilbert, H., Johansson, T., Parker, M., Preneel, B., Rijmen, V., and Robshaw, M. (2008). The estream portfolio (rev.1). Available at: <http://www.ecrypt.eu.org/stream/finallist.html>.
- [3] Bentley, J. L., Sleator, D. D., Tarjan, R. E., and Wei, V. K. (1986). A locally adaptive data compression scheme. *Communications of the ACM*, **29**(4), 320–330.
- [4] Bernstein, D. J. (2005). Salsa20 specification. Available at: <http://www.ecrypt.eu.org/stream/salsa20pf.html>.
- [5] Bonwick, J., Ahrens, M., Henson, V., Maybee, M., and Shellenbaum, M. (2003). The zettabyte file system. In *Proc. of the 2nd Usenix Conference on File and Storage Technologies*.
- [6] Bösch, C., Hartel, P., Jonker, W., and Peter, A. (2014). A survey of provably secure searchable encryption. *ACM Computing Surveys (CSUR)*, **47**(2), 1–51.
- [7] Brakerski, Z. and Vaikuntanathan, V. (2011). Fully homomorphic encryption from ring-lwe and security for key dependent messages. In *Annual cryptology conference*, pages 505–524. Springer.
- [8] Brandon, M. C., Wallace, D. C., and Baldi, P. (2009). Data structures and compression algorithms for genomic sequence data. *Bioinformatics*, **25**(14), 1731–1738.
- [9] Brass, P. (2008). *Advanced data structures*. Cambridge University Press.
- [10] Burrows, M. and Wheeler, D. J. (1994). A block-sorting lossless data compression algorithm. *Digital SRC Research Report*.
- [11] Cheon, J. H., Kim, M., and Lauter, K. (2015). Homomorphic computation of edit distance. In *International Conference on Financial Cryptography and Data Security*, pages 194–212. Springer.
- [12] Deorowicz, S., Danek, A., and Niemiec, M. (2015). Gdc 2: Compression of large collections of genomes. *Scientific reports*, **5**, 11565.
- [13] Docker Inc. (2020). Docker documentation. Available at: <https://www.docker.com/resources/what-container>.
- [14] Durbin, R., Eddy, S. R., Krogh, A., and Mitchison, G. (1998). *Biological sequence analysis: probabilistic models of proteins and nucleic acids*. Cambridge university press.
- [15] Ferragina, P. and Manzini, G. (2000). Opportunistic data structures with applications. In *Foundations of Computer Science, 2000. Proceedings. 41st Annual Symposium on*, pages 390–398. IEEE.
- [16] Ferragina, P. and Navarro, G. (2005). Pizza&chili corpus. Available at: <http://pizzachili.di.unipi.it/>, <http://pizzachili.dcc.uchile.cl/>.

- [17] GDPR (2019). General data protection regulation. Available at: <https://gdpr-info.eu/>.
- [18] GenomeSource (2020). Genomics service providers. Available at: <http://genomesource.net/category/cat-genomics-service-providers/>.
- [19] Gentry, C. (2009). Fully homomorphic encryption using ideal lattices. In *Proceedings of the forty-first annual ACM symposium on Theory of computing*, pages 169–178.
- [20] Gog, S. and Petri, M. (2014). Optimized succinct data structures for massive data. *Software: Practice and Experience*, **44**(11), 1287–1314.
- [21] Goldwasser, S., Ben-Or, M., and Wigderson, A. (1988). Completeness theorems for non-cryptographic fault-tolerant distributed computing. In *Proc. of the 20th STOC*, pages 1–10.
- [22] Grossi, R. and Vitter, J. S. (2005). Compressed suffix arrays and suffix trees with applications to text indexing and string matching. *SIAM Journal on Computing*, **35**(2), 378–407.
- [23] Grossi, R., Gupta, A., and Vitter, J. S. (2003). High-order entropy-compressed text indexes. In *Proceedings of the fourteenth annual ACM-SIAM symposium on Discrete algorithms*, pages 841–850. Society for Industrial and Applied Mathematics.
- [24] Grote, O., Ahrens, A., and Benavente-Peces, C. (2019). A review of post-quantum cryptography and crypto-agility strategies. *International Interdisciplinary PhD Workshop*.
- [25] Gymrek, M., McGuire, A. L., Golan, D., Halperin, E., and Erlich, Y. (2013). Identifying personal genomes by surname inference. *Science*, **339**(6117), 321–324.
- [26] HIPAA (1998). Health insurance portability and accountability act. Available at: <https://www.govinfo.gov/app/details/CRPT-104hrpt736/CRPT-104hrpt736>.
- [27] Homer, N., Szelinger, S., Redman, M., Duggan, D., Tembe, W., Muehling, J., Pearson, J. V., Stephan, D. A., Nelson, S. F., and Craig, D. W. (2008). Resolving individuals contributing trace amounts of dna to highly complex mixtures using high-density snp genotyping microarrays. *PLoS genetics*, **4**(8), e1000167.
- [28] Hosseini, M., Pratas, D., and Pinho, A. J. (2016). A survey on data compression methods for biological sequences. *Information*, **7**(4), 56.
- [29] IdentityForce Inc. (2020). Data breaches. Available at: <https://www.identityforce.com/blog/2020-data-breaches>.
- [30] Kreft, S. and Navarro, G. (2011). Self-indexing based on lz77. In *Annual Symposium on Combinatorial Pattern Matching*, pages 41–54. Springer.
- [31] Kreuter, B., Shelat, A., and Shen, C.-H. (2012). Billion-gate secure computation with malicious adversaries. In *Presented as part of the 21st USENIX Security Symposium (USENIX Security 12)*, pages 285–300.
- [32] Krizka, F., Krátký, M., and Baca, R. (2009). Benchmarking a b-tree compression method. In *Proceedings of the Conference on Theory and Practice on Information Technologies*.
- [33] Kuruppu, S., Puglisi, S. J., and Zobel, J. (2010). Relative lempel-ziv compression of genomes for large-scale storage and retrieval. In *International Symposium on String Processing and Information Retrieval*, pages 201–206. Springer.
- [34] Kuruppu, S., Puglisi, S. J., and Zobel, J. (2011). Optimized relative lempel-ziv compression of genomes. In *Proceedings of the Thirty-Fourth Australasian Computer Science Conference-Volume 113*, pages 91–98.
- [35] Levy, S., Sutton, G., Ng, P. C., Feuk, L., Halpern, A. L., Walenz, B. P., Axelrod, N., Huang, J., Kirkness, E. F., Denisov, G., *et al.* (2007). The diploid genome sequence of an individual human. *PLoS biology*, **5**(10).

- [36] Lindell, Y. and Pinkas, B. (2009). Secure multiparty computation for privacy-preserving data mining. *Journal of Privacy and Confidentiality*, **1**(1).
- [37] Loh, P.-R., Baym, M., and Berger, B. (2012). Compressive genomics. *Nature biotechnology*, **30**(7), 627–630.
- [38] Markowitz, V. M., Chen, I.-M. A., Chu, K., Szeto, E., Palaniappan, K., Grechkin, Y., Ratner, A., Jacob, B., Pati, A., Huntemann, M., *et al.* (2012). Img/m: the integrated metagenome data management and comparative analysis system. *Nucleic acids research*, **40**(D1), D123–D129.
- [39] Merkel, D. (2014). Docker: lightweight linux containers for consistent development and deployment. *Linux journal*, **2014**(239), 2.
- [40] Micali, S., Goldreich, O., and Wigderson, A. (1987). How to play any mental game. In *Proceedings of the Nineteenth ACM Symp. on Theory of Computing, STOC*, pages 218–229.
- [41] Montecuccolo, F., Schmid, G., and Tagliaferri, R. (2017). E2fm: an encrypted and compressed full-text index for collections of genomic sequences. *Bioinformatics*, **33**(18), 2808–2817.
- [42] Mouha, N. and Preneel, B. (2013). Towards finding optimal differential characteristics for arx: Application to salsa20. Technical report, Cryptology ePrint Archive, Report 2013/328.
- [43] Mullaney, J. M., Mills, R. E., Pittard, W. S., and Devine, S. E. (2010). Small insertions and deletions (indels) in human genomes. *Human molecular genetics*, **19**(R2), R131–R136.
- [44] Naehrig, M., Lauter, K., and Vaikuntanathan, V. (2011). Can homomorphic encryption be practical? In *Proceedings of the 3rd ACM workshop on Cloud computing security workshop*, pages 113–124.
- [45] Navarro, G. (2002). Indexing text using the ziv-lempel trie. In *Proceedings of the 9th International Symposium on String Processing and Information Retrieval, SPIRE 2002*, pages 325–336, London, UK, UK. Springer-Verlag.
- [46] Navarro, G., Baeza-Yates, R. A., Sutinen, E., and Tarhio, J. (2001). Indexing methods for approximate string matching. *IEEE Data Eng. Bull.*, **24**(4), 19–27.
- [47] PAM (2010). A report on the privilege (access) management workshop. Available at: <https://nvlpubs.nist.gov/nistpubs/Legacy/IR/nistir7657.pdf>.
- [48] Ryabko, B. Y. (1980). Data compression by means of a “book stack”. *Problemy Peredachi Informatsii*, **16**(4), 16–21.
- [49] Sagner, M., McNeil, A., Puska, P., Auffray, C., Price, N. D., Hood, L., Lavie, C. J., Han, Z.-G., Chen, Z., Brahmachari, S. K., *et al.* (2017). The p4 health spectrum—a predictive, preventive, personalized and participatory continuum for promoting healthspan. *Progress in cardiovascular diseases*, **59**(5), 506–521.
- [50] Salomon, D. (2004). *Data compression: the complete reference*. Springer Science & Business Media.
- [51] Shamir, A. (1979). How to share a secret. *Communications of the ACM*, **22**(11), 612–613.
- [52] Sirén, J., Välimäki, N., Mäkinen, V., and Navarro, G. (2008). Run-length compressed indexes are superior for highly repetitive sequence collections. In *International Symposium on String Processing and Information Retrieval*, pages 164–175. Springer.
- [53] Stephens, Z. D., Lee, S. Y., Faghri, F., Campbell, R. H., Zhai, C., Efron, M. J., Iyer, R., Schatz, M. C., Sinha, S., and Robinson, G. E. (2015). Big data: astronomical or genetical? *PLoS biology*, **13**(7), e1002195.
- [54] Thales eSecurity (2019). Data threat report - global edition. Available at: <https://www.thalesecurity.com/2019/data-threat-report>.

- [55] van Pelt-Verkuil, E., Van Belkum, A., and Hays, J. P. (2008). *Principles and technical aspects of PCR amplification*. Springer Science & Business Media.
- [56] Varonis Inc. (2019). Global data risk report. Available at: <https://www.varonis.com/2019-data-risk-report/>.
- [57] Wandelt, S., Starlinger, J., Bux, M., and Leser, U. (2013). Rcsi: Scalable similarity search in thousand (s) of genomes. *Proceedings of the VLDB Endowment*, **6**(13), 1534–1545.
- [58] Yao, A. C.-C. (1986). How to generate and exchange secrets. In *27th Annual Symposium on Foundations of Computer Science (sfcs 1986)*, pages 162–167. IEEE.
- [59] Yasuda, M., Shimoyama, T., Kogure, J., Yokoyama, K., and Koshiba, T. (2013a). Practical packing method in somewhat homomorphic encryption. In *Data Privacy Management and Autonomous Spontaneous Security*, pages 34–50. Springer.
- [60] Yasuda, M., Shimoyama, T., Kogure, J., Yokoyama, K., and Koshiba, T. (2013b). Secure pattern matching using somewhat homomorphic encryption. In *Proceedings of the 2013 ACM workshop on Cloud computing security workshop*, pages 65–76.
- [61] Zhang, D. (2004). *Handbook Of Data Structures And Applications (Chapman & Hall/Crc Computer and Information Science Series.)*, chapter "B Trees". Chapman & Hall/CRC.
- [62] Ziv, J. and Lempel, A. (1977). A universal algorithm for sequential data compression. *IEEE Transactions on information theory*, **23**(3), 337–343.
- [63] Ziv, J. and Lempel, A. (1978). Compression of individual sequences via variable-rate coding. *IEEE transactions on Information Theory*, **24**(5), 530–536.