

J-PAS: forecasts on dark energy and modified gravity theories

Miguel Aparicio Resco^{1,*}, Antonio L. Maroto¹, Jailson S. Alcaniz^{2,3}, L. Raul Abramo⁴, C. Hernández-Monteagudo⁵, N. Benítez⁶, S. Carneiro⁷, A. J. Cenarro⁵, D. Cristóbal-Hornillos⁵, R. A. Dupke^{2,8}, A. Ederoclite⁹, C. López-Sanjuan⁵, A. Marín-Franch⁵, M. Moles⁵, C. M. Oliveira⁹, L. Sodré Jr⁹, K. Taylor¹⁰, J. Varela⁵, and H. Vázquez Ramíó⁵

¹*Departamento de Física Teórica and Instituto de Física de Partículas y del Cosmos (IPARCOS), Universidad Complutense de Madrid, 28040 Madrid, Spain*

²*Observatório Nacional, 20921-400, Rio de Janeiro, RJ, Brasil*

³*Departamento de Física, Universidade Federal do Rio Grande do Norte, 59072-970, Natal, RN, Brasil*

⁴*Instituto de Física, Universidade de São Paulo,*

R. do Matão 1371, 05508-090, São Paulo, SP, Brasil

⁵*Centro de Estudios de Física del Cosmos de Aragón (CEFCA), Plaza de San Juan, 1, E-44001, Teruel, Spain*

⁶*Instituto de Astrofísica de Andalucía (CSIC), Glorieta de la Astronomía s/n, Granada, 18008, Spain*

⁷*Instituto de Física, Universidade Federal da Bahia, 40210-340, Salvador, BA, Brasil*

⁸*Dept. of Astronomy, University of Michigan, 1085 S. University, Ann Arbor*

⁹*Instituto de Astronomia, Geofísica e Ciências Atmosféricas,*

Universidade de São Paulo, R. do Matão 1226, São Paulo, SP 05508-090, Brazil and

¹⁰*Instruments4, 4121 Pembury Place, La Cañada-Flintridge, Ca 91011, USA*

(Dated: January 25, 2022)

The next generation of galaxy surveys will allow us to test one of the most fundamental assumptions of the standard cosmology, i.e., that gravity is governed by the general theory of relativity (GR). In this paper we investigate the ability of the Javalambre Physics of the Accelerating Universe Astrophysical Survey (J-PAS) to constrain GR and its extensions. Based on the J-PAS information on clustering and gravitational lensing, we perform a Fisher matrix forecast on the effective Newton constant, μ , and the gravitational slip parameter, η , whose deviations from unity would indicate a breakdown of GR. Similar analysis is also performed for the DESI and Euclid surveys and compared to J-PAS with two configurations providing different areas, namely an initial expectation with 4000 deg² and the future best case scenario with 8500 deg². We show that J-PAS will be able to measure the parameters μ and η at a sensitivity of 2% – 7%, and will provide the best constraints in the interval $z = 0.3 - 0.6$, thanks to the large number of ELGs detectable in that redshift range. We also discuss the constraining power of J-PAS for dark energy models with a time-dependent equation-of-state parameter of the type $w(a) = w_0 + w_a(1 - a)$, obtaining $\Delta w_0 = 0.058$ and $\Delta w_a = 0.24$ for the absolute errors of the dark energy parameters.

I. INTRODUCTION

The success of the general theory of relativity (GR) is unquestionable. For about a hundred years now, GR has remained unchanged and capable of explaining observations and experiments in a number of regimes, such as the dynamics of the Solar System, gravitational wave emission, the energetics of supermassive black holes and quasars (see e.g. [1] for the status of experimental tests of GR). When extrapolated to cosmological scales, Einstein's theory has also provided a very good description of the evolution of the Universe, which is obtained at the cost of postulating the existence of both dark matter as well as a dark energy component, i.e., an additional field with fine-tuned properties responsible for the current cosmic acceleration [2–5].

Given the unnatural properties of dark energy [6], a promising alternative to the standard scenario (GR plus dark energy) is based on infra-red modifications to GR, leading to a weakening of gravity on cosmological scales

and thus to late-time acceleration. In the past few decades, a number of modified or extended theories of gravity (MG) have been proposed [7–11] (see also [12–15] for recent reviews). In general, these ideas explore as much as they can the loopholes of Lovelock's theorem, while preserving GR on astrophysical scales. Recently, the number of allowed MG theories was significantly restricted [16–18], given the tight bound on the speed of propagation of gravitational waves, $|c_{\text{gw}}/c - 1| \lesssim 10^{-15}$, obtained from the binary neutron star merger GW170817 [19]. In the near future, other constraints are also expected from black hole imaging, as recently reported by the Event Horizon Telescope¹.

Cosmological observations are also able constrain MG theories at the largest scales, as has been shown by e.g. the Planck experiment [20]. In this context, the large scale structure surveys that will become available in the coming years will play the major role [15]. Those surveys can be categorized in two main types: (i) spectroscopic surveys, obtaining high-quality spectra (and correspond-

*Electronic address: migueapa@ucm.es

¹ <https://eventhorizontelescope.org>

ing high-quality redshift measurements thereof), typically targeting a pre-selected subsample of extragalactic objects (e.g., BOSS [21], eBOSS [22], DESI [23, 24], Euclid [25, 26] etc.), and (ii) photometric surveys, probing the sky at deeper magnitudes in a reduced number of filters, providing significantly larger catalogues of sources, but at the expense of a poorer spectral characterization (e.g. DES [27], LSST [28], etc).

An intermediate regime is represented by the so-called spectro-photometric surveys (COMBO-17 [29], ALHAMBRA [30], COSMOS [31], MUSYC [32], CLASH [33], SHARDS [34], PAU [35], J-PLUS [36], J-PAS [37] and SPHEREx [38]), that combine deep imaging with multi-color information obtained through combination of broad, medium and narrow band filters. In this way, a low-resolution spectrum (also known as “pseudospectrum”) is obtained for every pixel in the survey’s footprint, and in particular for each and all sources present in the joint catalogue extracted from the combination of all bands. This allows providing high-quality photometric redshift estimations for a much larger number of objects compared with spectroscopic surveys, on top of 2D information for those sources that are spatially resolved.

This paper discusses the expected cosmological implications of J-PAS [37] on dark energy and modified gravity theories. As is well known, the main body of observations currently available comes from distance measurements which map the expansion history of the Universe at the background level. However, these measurements alone are not enough to discriminate between a dark energy fluid and modifications to GR, as different models can predict the same expansion history [39]. Additional observational information is thus required in order to break the model degeneracy and, in particular, the growth of structures and gravitational lensing, which is directly sensitive to the growth of dark matter perturbations – in contrast with measurements based on galaxies, neutral hydrogen or any other baryonic tracer – are among the most promising avenues in this respect.

Here, we consider the J-PAS information on clustering and gravitational lensing and perform a Fisher matrix forecast on the effective Newton constant, μ , and the gravitational slip parameter, η (defined in Sec. III), assuming two configurations of area for J-PAS, i.e., 4000 deg² and 8500 deg². For completeness we also discuss the constraining power of J-PAS for dark energy models with a time-dependent equation-of-state parameter $w(a)$, and compare all J-PAS forecasts with those expected by the DESI [23, 24] and Euclid surveys [25, 26]. In this sense, this work updates some of the results contained in [37] and also makes new forecasts, including several new scenarios. Further analysis on interactions in the dark sector can be found in [40].

II. THE J-PAS SURVEY

The Javalambre Physics of the Accelerating Universe Astrophysical Survey (J-PAS) [37] is a spectro-photometric survey to be conducted at the Observatorio Astrofísico de Javalambre (hereafter OAJ), a site on top of *Pico del Buitre*, a summit about $\sim 2,000$ m high above sea level at the Sierra of Javalambre, in the Eastern region of the Iberian peninsula. The Javalambre Survey Telescope (JST/T250), a 2.5 m diameter, altazimuthal telescope, will be on charge of J-PAS. JST will be equipped with the Javalambre Panoramic Camera (JPCam), a 14-CCD mosaic camera using a new large format e2v 9.2 k-by-9.2 k 10 μ m pixel detectors, and will incorporate a 54 narrow- and 4 broad-band filter set covering the optical range [41]. The Field of View covered by JPCam is close to 5 sq. deg., and thus the JST/JPCam system constitutes a system specifically defined to optimally conduct spectro-photometric surveys. J-PAS is not the first survey being carried out at the OAJ, since the Javalambre Local Universe Photometric Survey (J-PLUS), conducted by the Javalambre Auxiliary Survey Telescope (JAST/T80), has already covered about 1,600 sq. deg. with 12 broad and narrow band filters (some of them in common to J-PAS). We refer the reader to Benitez et al. [37] and Cenarro et al. [42] for more details on J-PAS and J-PLUS, respectively.

III. DARK ENERGY AND MODIFIED GRAVITY PARAMETERIZATIONS

In recent years many different models of dark energy or MG have been proposed as alternatives to the standard Λ – Cold Dark Matter (Λ CDM) cosmology. The possibility of confronting such alternatives with observations in a largely model-independent way has motivated the development of theoretical frameworks in which general modifications can be captured in a few effective parameters which can be directly tested by observations [43, 44].

In this section we introduce the phenomenological parameterizations of dark energy and MG that will be considered throughout the paper.

A. Dark Energy

In the context of GR, dark energy is understood as a smooth (non-clustering) energy component with a sufficient negative pressure, p , to violate the strong energy condition ($\rho + 3p \geq 0$, where ρ is the energy density) and accelerate the Universe. Many different models of dark energy have been proposed in recent years (see e.g. [4, 5, 45] and references therein), based on fluid descriptions with different equations of state or the inclusion of an additional scalar field, as in the quintessence models.

Rather than focusing on particular models, we will consider a phenomenological description of dark energy as a

perfect fluid with an equation of state given by the parameterization [46, 47]

$$w(a) = w_0 + w_a(1 - a), \quad (1)$$

which reduces to the standard Λ CDM model for values of $w_0 = -1$ and $w_a = 0$. Note also that this effective modification with respect to the standard cosmology mainly affects the background evolution. Notice that the dark energy component could acquire cosmological perturbations which are already taken into account in the CAMB code [48].

B. Modified Gravity

We will consider for simplicity the case of MG theories that include additional scalar degrees of freedom. Extensions of the model-independent approach for modified theories including additional vector fields can be found in [49].

Let us then consider the scalar-perturbed flat Friedmann-Lemaître-Robertson-Walker (FLRW) metric, written in the longitudinal gauge [50, 51]:

$$ds^2 = -(1 + 2\Psi)dt^2 + a^2(t)(1 + 2\Phi)d\mathbf{x}^2. \quad (2)$$

The modified Einstein equation to first order in perturbations can be written as

$$\delta\bar{G}^\mu{}_\nu = 8\pi G \delta T^\mu{}_\nu, \quad (3)$$

where the perturbed modified Einstein tensor $\delta\bar{G}^\mu{}_\nu$ can in principle depend on both the metric potentials Φ and Ψ , and the perturbed scalar field $\delta\phi$. On the other hand, at late times the only relevant energy component is non-relativistic matter so that,

$$\delta T^0{}_0 = -\rho_m \delta_m, \quad (4a)$$

$$\delta T^0{}_i = -\rho_m v_i, \quad (4b)$$

$$\delta T^i{}_j = 0, \quad (4c)$$

where v_i is the three-velocity of matter, ρ_m is the total matter density and $\delta_m = \delta\rho_m/\rho_m$ is the corresponding matter density contrast, which is related to the galaxy density contrast δ_g via the bias factor b , as $\delta_g = b\delta_m$.

Using the Bianchi identities in the modified Einstein tensor, we find that in the sub-Hubble regime ($k \gg aH$, $H = \dot{a}(t)/a(t)$ is the Hubble parameter) there are only two independent Einstein equations, which together with the scalar field equation of motion lead to the following set of equations to first order in perturbations:

$$a_{11} \Psi + a_{12} \Phi + a_{13} \delta\phi = -4\pi G a^2 \rho_m \delta_m, \quad (5a)$$

$$a_{21} \Psi + a_{22} \Phi + a_{23} \delta\phi = 0, \quad (5b)$$

$$a_{31} \Psi + a_{32} \Phi + a_{33} \delta\phi = 0, \quad (5c)$$

where a_{ij} are general differential operators, although for simplicity we will restrict ourselves to the case of second order operators. In the quasi-static approximation, in which time derivatives can be neglected with respect to the spatial ones, equations (5a) - (5c) are in Fourier space just algebraic equations for $(\Phi, \Psi, \delta\phi)$ in terms of δ_m . Notice that the quasi-static approximation is a good one for models with large speed of sound of dark energy perturbations and can be safely employed for current galaxy surveys. For future large surveys it could be inappropriate on scales close to the Hubble horizon. Also as shown in [52] it should never be used for the integrated Sachs-Wolfe effect analysis.

By eliminating the scalar degree of freedom from (5c) and substituting it into (5a) and (5b), we obtain two effective equations for the metric perturbations, which can be written as

$$k^2 \Phi = 4\pi G a^2 \mu \eta \rho_m \delta_m, \quad (6)$$

$$k^2 \Psi = -4\pi G a^2 \mu \rho_m \delta_m. \quad (7)$$

Note that on the sub-Hubble scales, δ_m agrees with the density perturbation Δ used in [44] since $\Delta = \delta_m + \frac{3aHv}{k}$. Therefore, in the quasi-static approximation, a general modification of Einstein's equations can be written in terms of two arbitrary functions of time and scale $\mu(a, k)$ and $\eta(a, k)$ [44, 53]. These parameters can be understood as an effective Newton constant, $G_{\text{eff}}(a, k)$, given by

$$\mu(a, k) = \frac{G_{\text{eff}}}{G}, \quad (8)$$

and the gravitational slip parameter

$$\eta(a, k) = -\frac{\Phi}{\Psi}, \quad (9)$$

which modifies the equation for the lensing potential, that depends upon the combination $(\Psi - \Phi)/2$. Thus, deviations from $\mu = \eta = 1$ indicate a breakdown of standard GR.

The modified equations can be rewritten as

$$k^2 \Psi \simeq -4\pi G_{\text{eff}} a^2 \rho_m \delta_m, \quad (10)$$

and

$$\frac{\Psi - \Phi}{2} \simeq -\frac{3G_{\text{eff}}}{2G} \frac{1 + \eta}{2} \left(\frac{aH}{k}\right)^2 \Omega_m(a) \delta_m. \quad (11)$$

where $\Omega_m(a) = \Omega_m a^{-3} E(a)^{-2}$ is the matter density parameter and $E(a) = H(a)/H_0$, with the Hubble constant written as $H_0 = 100h \text{ km s}^{-1} \text{ Mpc}^{-1}$.

Using the standard conservation equation, $T^{\mu\nu}{}_{;\nu} = 0$, we obtain the continuity and Euler equations, which in the sub-Hubble regime and for non-relativistic matter, reduce to

$$a\dot{\delta}_m = -\theta, \quad (12)$$

$$a\dot{\theta} = -aH\theta + k^2\Psi, \quad (13)$$

where $\theta = i(\mathbf{k} \cdot \mathbf{v})$.

Taking the time derivative of (12) and using (13), we obtain the modified growth equation which reads

$$\delta_m'' + \left(2 + \frac{H'}{H}\right) \delta_m' - \frac{3}{2} \mu(a, k) \Omega_m(a) \delta_m \simeq 0, \quad (14)$$

where the prime denotes derivative with respect to $\ln a$. In general, it can be shown that for any local and generally covariant four-dimensional theory of gravity, the effective parameters $\mu(a, k)$ and $\eta(a, k)$ reduce to rational functions of k . If we also assume that higher than second derivatives do not appear in the equations of motion, then they can be completely described by five functions of time only as follows [44]:

$$\mu(k, a) = \frac{1 + p_3(a)k^2}{p_4(a) + p_5(a)k^2}, \quad (15)$$

and

$$\eta(k, a) = \frac{p_1(a) + p_2(a)k^2}{1 + p_3(a)k^2}. \quad (16)$$

Notice that in general the $p_i(a)$ parameters remain essentially unconstrained by the GW170817 [19] event observation, although in some particular frameworks such as those of Hordenski theories, the condition $c_t = 1$ imposes certain constraints on the parameters [54]. For simplicity, in our analysis we will limit ourselves to two particular classes of effective parameters, namely scale-independent parameterizations with $\mu = \mu(a)$ and $\eta = \eta(a)$ and time-independent parameterizations, i.e., $\mu = \mu(k)$ and $\eta = \eta(k)$. In the scale-independent case, two particularly relevant examples will be analyzed. On one hand, the constant in time case and, on the other, the parameterization proposed in [55], which is usually employed in the literature [56],

$$\mu(a) = 1 + (\mu_0 - 1) \frac{1 - \Omega_m(a)}{1 - \Omega_m}, \quad (17)$$

$$\eta(a) = 1 + (\eta_0 - 1) \frac{1 - \Omega_m(a)}{1 - \Omega_m}. \quad (18)$$

This parameterization ensures that at high redshift the standard GR values are recovered.

IV. FISHER MATRICES FOR GALAXY AND LENSING POWER SPECTRA

The Fisher matrix formalism provides a simple way to estimate the precision with which certain cosmological parameters could be measured from a set of observables once the survey specifications and the fiducial cosmology are fixed. Thus, given a set of parameters $\{p_\alpha\}$, the Fisher matrix \mathbf{F}^p is just the inverse of the covariance matrix in the parameters space. It provides the marginalized

error for the p_α parameter as $\sqrt{F_{\alpha\alpha}^{-1}}$. The corresponding 1σ region is just an ellipsoid in the parameter space since the probability distribution function (PDF) are assumed to be Gaussian in the Fisher formalism. If we are interested in obtaining errors for a different set of parameters $\{q_\alpha\}$, the Fisher matrix of the new parameters simply reads,

$$\mathbf{F}^q = \mathbf{P}^t \mathbf{F}^p \mathbf{P}, \quad (19)$$

where $\mathbf{P} = \mathbf{Q}^{-1}$ and $Q_{\alpha\beta} = \partial q_\alpha / \partial p_\beta$, evaluated on the fiducial model.

In the following, we provide general expressions for the Fisher matrices for the galaxy power spectrum in redshift space and for the lensing convergence power spectrum, both in different redshift and k (or ℓ) bins. We will apply them separately to J-PAS [37], DESI [24] and Euclid [25] galaxy surveys and for J-PAS and Euclid lensing surveys.

A. Fisher Matrix for Galaxy Clustering

Following [57, 58], let us introduce the following dimensionless parameters A and R ,

$$A = D b \sigma_8, \quad (20)$$

$$R = D f \sigma_8, \quad (21)$$

where $D(z) = \delta_m(z)/\delta_m(0)$ is the growth factor, b is the bias and f is the growth function defined by

$$D(z) = \exp \left[\int_0^{N(z)} f(N') dN' \right], \quad (22)$$

being $N(z) = -\log(1+z)$. The σ_8 constant corresponds to $\sigma_8 = \sigma(0.8 \text{ Mpc/h})$ where,

$$\sigma^2(z, R) = D^2(z) \int \frac{k'^2 dk'}{2\pi^2} P(k') |\hat{W}(R, k')|^2, \quad (23)$$

being $P(k)$ the matter power spectrum. We use a top-hat filter $\hat{W}(R, k)$, defined by

$$\hat{W}(R, k) = \frac{3}{k^3 R^3} [\sin(kR) - kR \cos(kR)]. \quad (24)$$

Then, the galaxy power spectrum in redshift space is [59],

$$P(k_r, \hat{\mu}_r, z) = \frac{D_{Ar}^2 E}{D_A^2 E_r} (A + R \hat{\mu}^2)^2 \hat{P}(k) e^{-k_r^2 \hat{\mu}_r^2 \sigma_r^2}, \quad (25)$$

where sub-index r denotes that the corresponding quantity is evaluated on the fiducial model, $\hat{P}(k) \equiv P(k)/\sigma_8^2$, $\sigma_r = (\delta z(1+z))/H(z)$ with $\delta z(1+z)$ the photometric redshift error, and D_A is the angular distance which, in a flat Universe, reads $D_A = (1+z)^{-1} \chi(z)$, with

$$\chi(z) = H_0^{-1} \int_0^z \frac{dz'}{E(z')}. \quad (26)$$

The dependences $k = k(k_r)$, $\hat{\mu} = \hat{\mu}(\hat{\mu}_r)$ and the factor $\frac{D_{Ar}^2 E}{D_A^2 E_r}$ are due to the Alcock-Paczynski effect [60] (see e.g. [50])

$$k = Q k_r, \quad (27)$$

$$\hat{\mu} = \frac{E \hat{\mu}_r}{E_r Q}, \quad (28)$$

$$Q = \frac{\sqrt{E^2 \chi^2 \hat{\mu}_r^2 - E_r^2 \chi_r^2 (\hat{\mu}_r^2 - 1)}}{E_r \chi}. \quad (29)$$

If we consider different galaxies as dark matter tracers with bias b_i , the galaxy power spectrum is [61, 62],

$$P_{ij}(k_r, \hat{\mu}_r, z) = \frac{D_{Ar}^2 E}{D_A^2 E_r} (A_i + R \hat{\mu}^2) \quad (30)$$

$$\times (A_j + R \hat{\mu}^2) \hat{P}(k) e^{-k_r^2 \hat{\mu}_r^2 \sigma_r^2},$$

where $A_i = D b_i \sigma_8$. Then, considering a set of cosmological parameters $\{p_\alpha\}$, the corresponding Fisher matrix for clustering of different tracers and for a given redshift bin centered at z_a is [63, 64],

$$F_{\alpha\beta}^C(z_a) = \frac{V_a}{8\pi^2} \int_{-1}^1 d\hat{\mu} \int_{k_{\min}}^{\infty} dk k^2 \frac{\partial P_{ij}(k, \hat{\mu}, z_a)}{\partial p_\alpha} \Big|_r \quad (31)$$

$$\times C_{jl}^{-1} \frac{\partial P_{lm}(k, \hat{\mu}, z_a)}{\partial p_\beta} \Big|_r C_{mi}^{-1} e^{-k^2 \Sigma_\perp^2 - k^2 \hat{\mu}^2 (\Sigma_\parallel^2 - \Sigma_\perp^2)},$$

where

$$\Sigma_\perp(z) = 0.785 D(z) \Sigma_0, \quad (32)$$

$$\Sigma_\parallel(z) = 0.785 D(z) (1 + f(z)) \Sigma_0, \quad (33)$$

with $\Sigma_0 = 11h^{-1}\text{Mpc}$ for our fiducial value of $\sigma_8 = 0.82$ in the modified gravity case, and $\Sigma_0 = 6.5h^{-1}\text{Mpc}$ for the dark energy case due to the reconstruction procedure [65]. Finally k_{\min} is fixed to $0.007 h/\text{Mpc}$ [58]. Thus the exponential cutoff [65] removes the contribution from non-linear scales across and along the line of sight. The factor 0.785 takes into account the different normalization of $(1+z)D(z)$ at high redshifts compared to [65]². The data covariance matrix is

$$C_{ij} = P_{ij} + \frac{\delta_{ij}}{\bar{n}_i}, \quad (34)$$

where $\bar{n}_i = \bar{n}_i(z_a)$ is the mean galaxy density of tracer i in the z bin a . Finally, V_a is the total volume of the a -th bin. For a flat ΛCDM model, $V_a =$

$\frac{4\pi f_{sky}}{3} (\chi(\bar{z}_a)^3 - \chi(\bar{z}_{a-1})^3)$ where f_{sky} is the sky fraction of the survey and \bar{z}_a the upper limit of the a -th bin. For the particular case in which we have only one tracer we recover from (31) the standard Fisher matrix of clustering for the power spectrum (25) at z_a [59],

$$F_{\alpha\beta}^C(z_a) = \frac{V_a}{8\pi^2} \int_{-1}^1 d\hat{\mu} \int_{k_{\min}}^{\infty} k^2 V_{eff} \frac{\partial \ln(P(k, \hat{\mu}, z_a))}{\partial p_\alpha} \Big|_r$$

$$\times \frac{\partial \ln(P(k, \hat{\mu}, z_a))}{\partial p_\beta} \Big|_r e^{-k^2 \Sigma_\perp^2 - k^2 \hat{\mu}^2 (\Sigma_\parallel^2 - \Sigma_\perp^2)} dk. \quad (35)$$

where V_a is the volume of the redshift slice z_a , and the effective volume is given by,

$$V_{eff} = \left(\frac{\bar{n}(z_a) P(k, \hat{\mu}, z)}{1 + \bar{n}(z_a) P(k, \hat{\mu}, z)} \right)^2. \quad (36)$$

Finally, if we are interested in estimating errors in different k -bins, we sum the information for all z bins in each k_q bin of width Δk_q , so that

$$F_{\alpha\beta}^C(k_q) = \sum_a \frac{V_a}{8\pi^2} \int_{-1}^1 d\hat{\mu} \int_{\Delta k_q} dk k^2 \frac{\partial P_{ij}(k, \hat{\mu}, z_a)}{\partial p_\alpha} \Big|_r$$

$$\times C_{jl}^{-1} \frac{\partial P_{lm}(k, \hat{\mu}, z_a)}{\partial p_\beta} \Big|_r C_{mi}^{-1} e^{-k^2 \Sigma_\perp^2 - k^2 \hat{\mu}^2 (\Sigma_\parallel^2 - \Sigma_\perp^2)}. \quad (37)$$

B. Fisher Matrix for Weak Lensing

The main observable for the weak lensing measurements is the convergence power spectrum. Using the Limber and flat-sky approximations we obtain [66]

$$P(\ell) = \int_0^\infty dz \frac{H_0^2 \Omega_m^2}{H(z)} K^2(z) \frac{\mu^2 (1 + \eta)^2}{4} D^2(z) P\left(\frac{\ell}{\chi(z)}\right), \quad (38)$$

where $K(z)$ is defined as

$$K(z) = \frac{3H_0}{2} (1+z) \int_z^\infty \left(1 - \frac{\chi(z)}{\chi(z')}\right) n(z') dz', \quad (39)$$

being $n(z)$ the source galaxy density function as a function of the redshift. For a redshift tomography analysis, we can generalize the convergence power spectrum as [67],

$$P_{ij}(\ell) \simeq H_0 \sum_a \frac{\Delta z_a}{E_a} K_i(z_a) K_j(z_a) L_a^2 \hat{P}\left(\frac{\ell}{\chi(z_a)}\right), \quad (40)$$

where we have discretized the integral (38) and defined the dimensionless parameter L as [57]

$$L = \Omega_m D \frac{\mu(1+\eta)}{2} \sigma_8, \quad (41)$$

where $L_a = L(z_a)$. The function K_i is related to the weak lensing window function for the i -bin by

$$K_i(z) = \frac{3H_0}{2} (1+z) \int_z^\infty \left(1 - \frac{\chi(z)}{\chi(z')}\right) n_i(z') dz', \quad (42)$$

² Note that there is a typo in the normalization factor 0.785 on [65]. We thank Cássio Pigozzo for pointing this out.

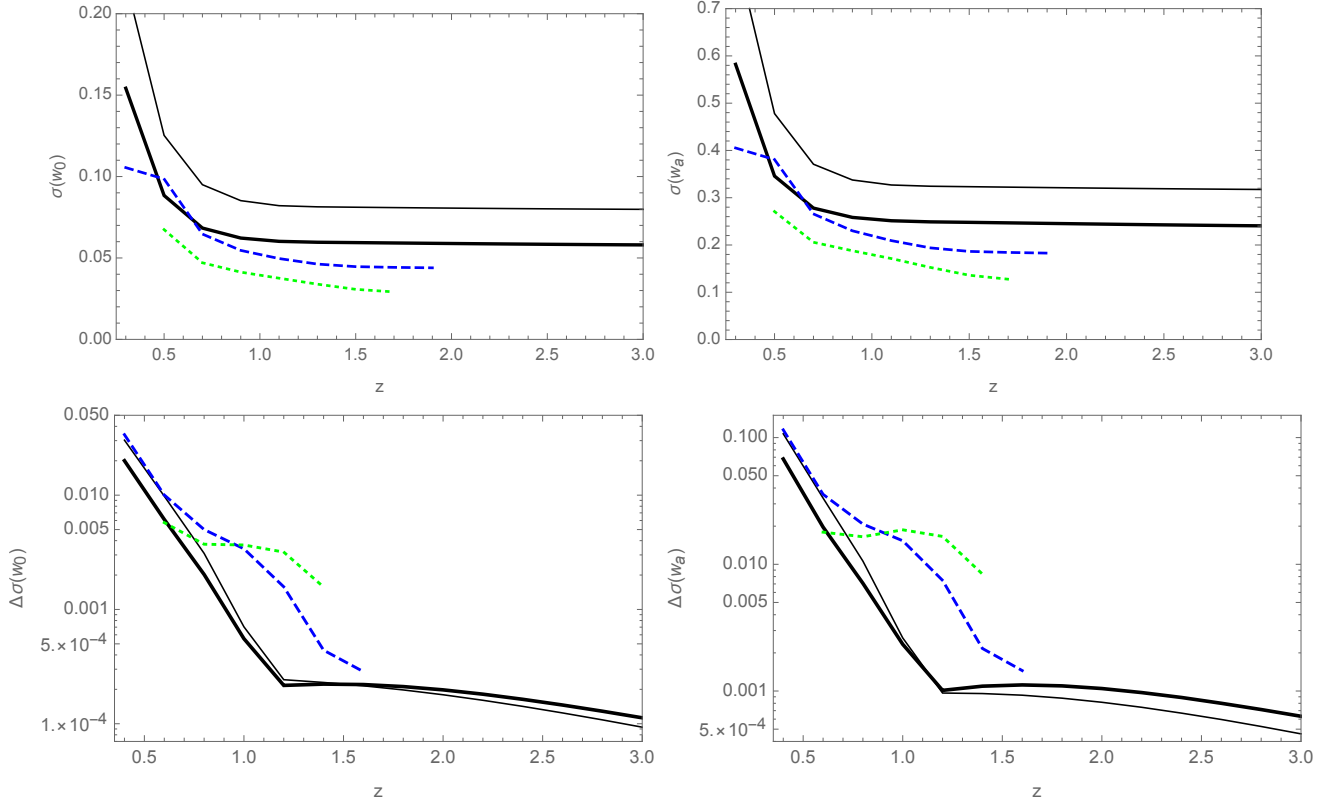


FIG. 1: Top panel: constraints on w_0 (left) and w_a (right) as we increase the depth of the surveys. Here we consider only the clustering information. The errors for J-PAS (8500 deg², black solid lines; 4000 deg², black thin lines) combine ELGs, LRGs and QSOs; those for DESI (14000 deg², blue dashed lines) combine the BGS sample, ELGs, LRGs and QSOs; and those for Euclid (15000 deg², green dotted lines) include only ELGs. Bottom panel: added value of each successive redshift slice (assuming here bins of $\Delta z = 0.2$).

where $n_i(z)$ is the density function for the i -bin, which is obtained as follows: let us first consider the source galaxy density function for the survey [68],

$$n(z) = \frac{3}{2z_p^3} z^2 e^{-(z/z_p)^{3/2}}, \quad (43)$$

where $z_p = z_{mean}/\sqrt{2}$, being z_{mean} the survey mean redshift. Then, within the i -bin we have a new distribution function which is defined to be equal to $n(z)$ inside the bin and zero outside. Now, taking into account the photometric redshift error, $\sigma_i = \delta z (1 + z_i)$, we obtain

$$n_i(z) \propto \int_{\bar{z}_{i-1}}^{\bar{z}_i} z'^2 e^{-(z'/z_p)^{3/2}} e^{-\frac{(z'-z)^2}{2\sigma_i^2}} dz', \quad (44)$$

where \bar{z}_i is the upper limit of the i -bin. Then, the Fisher matrix for weak lensing is given by [69],

$$F_{\alpha\beta}^L = f_{sky} \sum_{\ell} \Delta \ln \ell \frac{(2\ell+1)\ell}{2} \text{Tr} \left[\frac{\partial \mathbf{P}}{\partial p_{\alpha}} \mathbf{C}^{-1} \frac{\partial \mathbf{P}}{\partial p_{\beta}} \mathbf{C}^{-1} \right], \quad (45)$$

where \mathbf{P} and \mathbf{C} are the matrix of size $n_b \times n_b$ with,

$$C_{ij} = P_{ij} + \gamma_{int}^2 \hat{n}_i^{-1} \delta_{ij}, \quad (46)$$

$\gamma_{int} = 0.22$ being the intrinsic ellipticity (see for instance [70]). Notice that we are not considering the effect of possible systematic errors in the shear measurements [71]. Finally, \hat{n}_i denotes the number of galaxies per steradian in the i -th bin,

$$\hat{n}_i = n_{\theta} \frac{\int_{\bar{z}_{i-1}}^{\bar{z}_i} n(z) dz}{\int_0^{\infty} n(z) dz}, \quad (47)$$

where n_{θ} is the areal galaxy density. We sum in ℓ with $\Delta \ln \ell = 0.1$ from $\ell_{min} = 5$ [58] to ℓ_{max} with $\ell_{max} = \chi(z_{\alpha'}) k_{max}$ where $\alpha' = \min(\alpha, \beta)$ and $k_{max}(z_a)$ is defined so that $\sigma(z_a, \pi/2 k_{max}(z_a)) = 0.35$ using (23), i.e. we only consider modes in the linear regime.

Finally, if we are interested in estimating errors in different ℓ -bins, we introduce a window function in the Fisher matrix (45) in order to take into account only the information of a bin ℓ_a of width $\Delta \ell_a$,

$$F_{\alpha\beta}^L(\ell_a) = f_{sky} \sum_{\ell} \Delta \ell \frac{(2\ell+1)}{2} W_a(\ell) \times \text{Tr} \left[\frac{\partial \mathbf{P}}{\partial p_{\alpha}} \mathbf{C}^{-1} \frac{\partial \mathbf{P}}{\partial p_{\beta}} \mathbf{C}^{-1} \right], \quad (48)$$

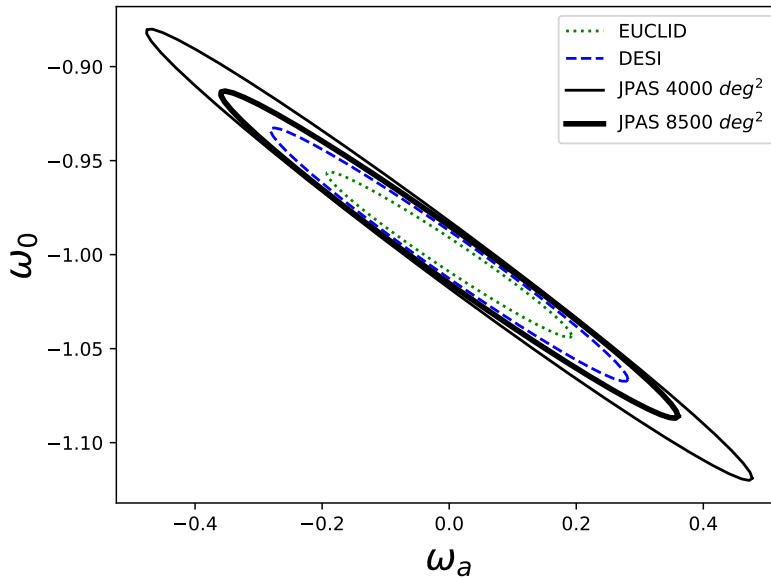


FIG. 2: 1σ contour error for w_0 and w_a for J-PAS (8500 deg², black solid lines; 4000 deg², black thin lines) combine ELGs, LRGs and QSOs; those for DESI (14000 deg², blue dashed lines) combine the BGS sample, ELGs, LRGs and QSOs; and those for Euclid (15000 deg², green dotted lines) include only ELGs.

where $W_a(\ell)$ is defined as

$$W_a(\ell) = \theta\left(\ell - \left[\ell_a - \frac{\Delta\ell_a}{2}\right]\right) \theta\left(\left[\ell_a + \frac{\Delta\ell_a}{2}\right] - \ell\right), \quad (49)$$

being $\theta(x)$ the Heaviside function.

C. Fiducial Model and Surveys Specifications

The fiducial J-PAS cosmology [40] assumed in our analysis is the flat Λ CDM model with the parameters $\Omega_m = 0.31$, $\Omega_b = 0.049$, $n_s = 0.96$, $h = 0.68$, $H_0^{-1} = 2997.9$ Mpc/h, and $\sigma_8 = 0.82$ which are compatible with Planck 2018 [20]. For this cosmology, the $E(z)$ function defined previously is given by

$$E(z) = \sqrt{\Omega_m (1+z)^3 + (1 - \Omega_m)}, \quad (50)$$

whereas the growth function can be written as

$$f_\Lambda(z) = \left(\Omega_m (1+z)^3 \frac{1}{E^2(z)}\right)^\gamma, \quad (51)$$

with the growth index $\gamma = 0.545$ [72]. For the fiducial cosmology, the linear matter power spectrum $\hat{P}(k)$ takes the form

$$\hat{P}(k) \propto k^{n_s} T^2(k), \quad (52)$$

where the transfer function has been obtained from CAMB [48]. Then, we impose the normalization

$$\int \frac{k'^2 dk'}{2\pi^2} \hat{P}(k') |\hat{W}(8 \text{ Mpc}/h, k')|^2 = 1, \quad (53)$$

since we have taken out σ_8^2 from the power spectrum and have inserted it in the definitions (20) and (21). In the dark energy case, we will consider derivatives of the transfer function with respect to w_0 and w_a parameters when calculating the corresponding Fisher matrices. However in the modified gravity case this is no longer as the dependence of the transfer functions on the modified gravity parameters is not explicitly known. For the bias, we consider four different types of galaxies: Luminous Red Galaxies (LRGs), Emission Line Galaxies (ELGs), Bright Galaxies (BGS) and quasars (QSO) [73, 74]. Each type has different fiducial bias given by

$$b(z) = \frac{b(0)}{D(z)}, \quad (54)$$

being $b_0 = 0.84$ for ELGs, $b_0 = 1.7$ for LRGs and $b_0 = 1.34$ for BGS. For Euclid survey we use a fiducial bias for ELGs of the form $b(z) = \sqrt{1+z}$ [25], while the bias for quasars is $b(z) = 0.53 + 0.289(1+z)^2$.

Finally, we summarize the surveys specifications necessary to compute the different Fisher matrices. For clustering we have considered: redshift bins and galaxy densities for each bin which can be found in the left panel of Table I for J-PAS, in the center panel of Table I for DESI and in the right panel of Table I for Euclid. We consider two configurations of total area for J-PAS, namely 8500 deg² and 4000 deg² which correspond to fractions of the sky of $f_{sky} = 0.206$ and $f_{sky} = 0.097$ respectively. $f_{sky} = 0.339$ for DESI with 14000 deg² and $f_{sky} = 0.364$ for Euclid with 15000 deg². The redshift error is $\delta z = 0.003$ for galaxies and QSO in J-PAS,

$\delta z = 0.0005$ for galaxies in DESI and $\delta z = 0.001$ for QSO in DESI and galaxies in Euclid.

For the weak lensing analysis we have used: redshift bins and the fraction of the sky f_{sky} , which are the same as in the clustering analysis; mean redshifts for the galaxy density which are $z_{mean} = 0.5$ for J-PAS and $z_{mean} = 0.9$ for Euclid; the angular number density n_θ (in galaxies per square arc minute) which can be found in Table VIII for J-PAS with three different photometric errors. For Euclid, $n_\theta = 35$ galaxies per square arc minute with $\delta z = 0.05$.

V. RESULTS

A. Galaxy Clustering

1. Dark Energy

The dark energy equation of state is one of the main drivers of modern galaxy surveys. Low-redshift measurements of the scale of baryonic acoustic oscillations (BAOs) in galaxy clustering constitute a straightforward, nearly systematic-free way of measuring distances using the “cosmic standard ruler” provided by the acoustic horizon at the epoch of baryon drag [59]. These distances are measured both along the line of sight (since $d\chi = cdz/H(z)$) as well as across the line of sight (using the angular-diameter distance, which for an object of size dL subtending an angle $d\theta$ reads $d\theta = dL/D_A$). The different dependencies of $H(z)$ and $D_A(z)$ on cosmological parameters help break degeneracies, improving the constraints.

In order to derive these constraints, the BAOs derived from galaxy clustering must be compared against the high-redshift measurement of the acoustic horizon from observations of the cosmic microwave background [56]. In terms of the Fisher matrix analysis, this means that one should include priors that codify the CMB constraints on the acoustic horizon, so we have considered from [20] the acoustic horizon $r_{drag} = 147.18 \pm 0.29$ Mpc. Here we chose the standard procedure of including those priors as additional Fisher matrices that are added to the full Fisher matrix (for all parameters and all slices), before slicing and eventually inverting those matrices to find the constraints.

It is important to note that one may break degeneracies and improve measurements by measuring not only the BAO features, but also the shape of the power spectrum. However, since the shape measurements are much more sensitive to systematic errors than the pure BAO measurements [59, 61], by isolating the former from the latter one obtains more robust constraints. For that reason, it has become standard practice to first derive constraints from each redshift slice on $H(z)$ and $D_A(z)$, and then project those constraints into the cosmological parameters.

It has been pointed out that the smearing of the BAO

scale caused by mode-coupling in the nonlinear regime can be partially undone (at least on large scales) by the procedure known as *reconstruction* [65]. For our dark energy constraints we assume that a simple, conservative reconstruction procedure has been applied to all datasets, which would lower the non-linear scale Σ_0 from $11h^{-1}$ Mpc to $6.5h^{-1}$ Mpc.

The procedure for extracting constraints from BAOs while isolating as much as possible the systematics from the unknown broad-band shape of the power spectrum and non-linear effects, has been well established [59]. We have followed this standard procedure, which in our case means that our basic (parent) Fisher matrices include not only the “global” degrees of freedom $\theta^{\text{glob}} = \{\Omega_k, \Omega_b, \Omega_c, h, n_s\}$, but also “local” parameters, which are unknown on each redshift slice: $\theta^{\text{loc}} = \{H(z), D_A(z), f\sigma_8(z), b\sigma_8(z), P_{shot}(z)\}$. If there are more than one tracer available on a given slice, there are as many bias factors in that slice.

After marginalizing against every other parameter in the parent Fisher matrix, we obtain constraints for the radial and angular-diameter distances on each redshift slice (for dark energy constraints we employed slices of $\Delta z = 0.2$, and rescaled DESI and Euclid parameters to match that choice). Finally, the Fisher matrices in terms of these parameters are used to derive constraints on the desired cosmological parameters – in our case, $\{\Omega_m, w_0, w_a\}$. This last step requires that we use the BAO scale, which is imposed in terms of a suitable prior derived from Planck data.

As mentioned earlier, our model for dark energy parametrizes the equation of state using two parameters, such that $w(a) = w_0 + w_a(1 - a)$ [46, 47]. The joint measurement of w_0 and w_a has been the standard metric for comparing surveys in terms of their power to constrain dark energy [75]. In Fig. 1 we compare the constraints on w_0 and w_a for two areas of J-PAS, together with those for DESI and Euclid. In the top panel we show how the constraints improve as we include successive redshift slices, and in the bottom panel we show the added value of each successive slice for those constraints. In Fig. 2 we plot 1σ contour error for w_0 and w_a using the information of all redshift bins. We summarize the marginalized errors for w_0 and w_a in Table II.

2. Modified Gravity

For MG scenarios, we have the following independent parameters: A_i , R and E with i denoting the different tracers. Because we have checked that marginalizing with respect to a non-Poissonian shot noise component has a minimal effect, for simplicity, we do not consider the shot noise term as a free parameter in this case. However, we are interested in obtaining errors for the effective Newton constant parameter μ and the growth function f . Thus, we first consider as parameters the dimensionless quantities A_i , R and E for each redshift bin. Using the

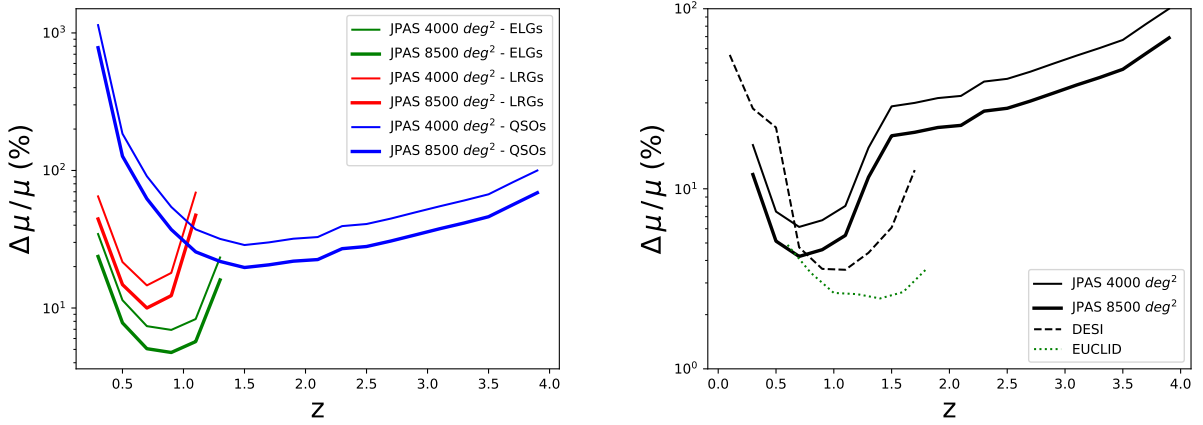


FIG. 3: Tomographic relative errors of μ for J-PAS with ELGs, LRGs and quasars (left). Tomographic relative errors of μ for J-PAS (ELGs+LRGs+QSOs), DESI (BGS+ELGs+LRGs+QSOs) and Euclid (ELGs) using clustering information (right).

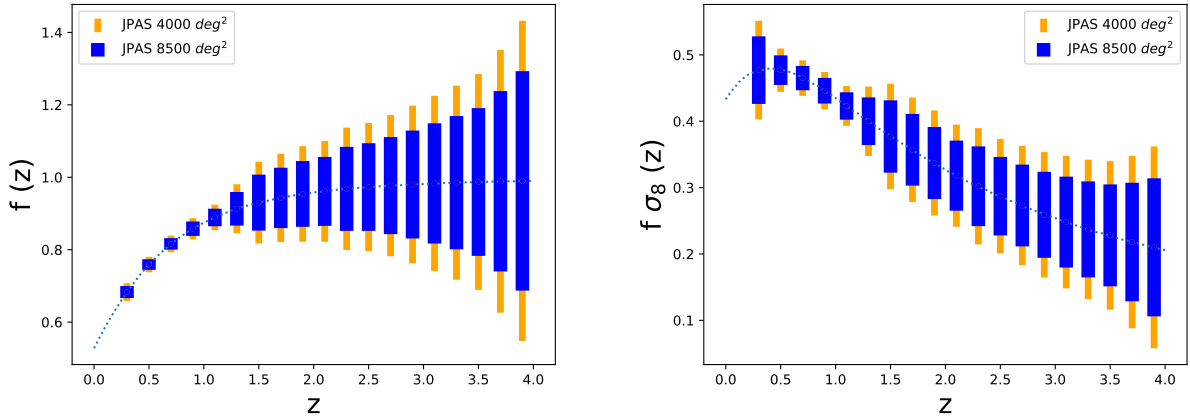


FIG. 4: Growth function and $f\sigma_8$ function for the fiducial cosmology with error bars for J-PAS 8500 and 4000 square degrees, using ELGs+LRGs+QSOs.

definitions of the A_i and R parameters we obtain for $\partial P_{ij}(k_r, \hat{\mu}_r, z_a)/\partial p_\alpha$,

$$\frac{\partial P_{ij}(k_r, \hat{\mu}_r, z_a)}{\partial A_l} = \left[\frac{\delta_{li}}{A_i + R\hat{\mu}^2} + \frac{\delta_{lj}}{A_j + R\hat{\mu}^2} \right] P_{ij}, \quad (55a)$$

$$\frac{\partial P_{ij}(k_r, \hat{\mu}_r, z_a)}{\partial R} = \left[\frac{\hat{\mu}^2}{A_i + R\hat{\mu}^2} + \frac{\hat{\mu}^2}{A_j + R\hat{\mu}^2} \right] P_{ij}, \quad (55b)$$

$$\frac{\partial P_{ij}(k_r, \hat{\mu}_r, z_a)}{\partial E} = \left[\frac{1}{E} + 2R\hat{\mu}^2(1 - \hat{\mu}^2)\Xi + \frac{2\Delta z_a}{E^2 H_0 \chi(z_a)} \right] P_{ij} \quad (55c)$$

where

$$\Xi = \left(\frac{1}{A_i + R\hat{\mu}^2} + \frac{1}{A_j + R\hat{\mu}^2} \right) \left(\frac{1}{E} - \frac{\Delta z_a}{E^2 H_0 \chi(z_a)} \right),$$

and the length of the bin Δz_a appears since we have discretized the integration in (26) in order to calculate the derivative with respect to E . Following [57], in the calculation of $\partial P_{ij}(k_r, \hat{\mu}_r, z_a)/\partial E$ we do not consider the dependence of $P_{ij}(k_r, \hat{\mu}_r, z)$ on E through k since we do not know its explicit k dependence in a model-independent way.

Once we have obtained the Fisher matrix for $[A_i, R, E]$, we project first into $[A_i, f, E]$, and then to $[A_i, \mu, E]$ using equations (19, 51) and the approximate

analytic expression for $f = f(\mu, z)$ [76],

$$f(\mu, z) = \frac{1}{4} \left(\sqrt{1 + 24\mu} - 1 \right) f_{\Lambda}(z), \quad (56)$$

which is valid for time-independent μ . Thus, using (35) we obtain the errors for f and then those for μ . Forecasts for the relative errors in μ and $f(z)$ in the different redshift bins can be found in Table IV and in Table V for J-PAS, in Table III for DESI and in Table VI for Euclid. In Figure 3 we plot these results for the three surveys. As we can see, ELGs provide the tightest constraints for J-PAS. Compared to Euclid or DESI, we find that J-PAS provides the best precision in the redshift range $z = 0.3 - 0.6$. Notice this is also the case in the 4000 sq. deg. configuration. This is mainly thanks to the large number of expected ELG detection in that redshift range which compensates the smaller fraction of sky of J-PAS as compared to other surveys.

In Figure 4 we show $f(z)$ and $f\sigma_8(z)$ with the expected error bars. Errors for μ in different k -bins are obtained using (37) and can be found in Table VII and in Figure 5 (left). We find that the best precision is obtained for scales around $k = 0.1$ h/Mpc, which are slightly below Euclid and DESI best scales. Finally, in Figure 7 (left) we show errors for the Hubble dimensionless parameter $E(z)$ in the different redshift bins. Once more, J-PAS provides better precision below $z = 0.6$, but also thanks to QSOs

observation at higher redshifts, J-PAS will be able to measure the expansion rate in the practically unexplored region up to redshift $z = 3.5$ with precision below 30%.

B. Weak Lensing

In this section, we obtain the errors on the η parameter using weak lensing information. First, we compute the Fisher matrix for $[E, L]$ in each bin which has the following form,

$$\begin{pmatrix} E_1 E_1 & E_1 L_1 & E_1 E_2 & E_1 L_2 & \dots \\ L_1 E_1 & L_1 L_1 & L_1 E_2 & L_1 L_2 & \dots \\ E_2 E_1 & E_2 L_1 & E_2 E_2 & E_2 L_2 & \dots \\ L_2 E_1 & L_2 L_1 & L_2 E_2 & L_2 L_2 & \dots \\ \dots & \dots & \dots & \dots & \dots \end{pmatrix}. \quad (57)$$

Then, we obtain the expressions for the derivatives of the convergence power spectrum. The simplest case corresponds to the derivative with respect to L ,

$$\frac{\partial P_{ij}}{\partial L_a} = 2H_0 \frac{\Delta z_a}{E_a} K_i(z_a) K_j(z_a) L_a \hat{P} \left(\frac{\ell}{\pi \chi(z_a)} \right). \quad (58)$$

For the derivative with respect to E we need the expression,

$$\frac{\partial K_i(z_b)}{\partial E_a} = \frac{3(1+z_b)\Delta z_a}{2E_a^2} \left[-\hat{\theta}(z_a - z_b)\chi(z_b) \int_{z_a}^{\infty} \frac{n_i(z')}{\chi(z')^2} dz' + \theta(z_b - z_a) \int_{z_b}^{\infty} \left(1 - \frac{\chi(z_b)}{\chi(z')} \right) \frac{n_i(z')}{\chi(z')} dz' \right], \quad (59)$$

where we have discretized the integration in equation (26) in the different bins and we have introduced Heaviside functions such that $\hat{\theta}(0) = 0$ and $\theta(0) = 1$. Then the derivative with respect to E reads,

$$\begin{aligned} \frac{\partial P_{ij}}{\partial E_a} &= -H_0 \frac{\Delta z_a}{E_a^2} K_i(z_a) K_j(z_a) L_a^2 \hat{P} \left(\frac{\ell}{\pi \chi(z_a)} \right) + \\ &+ H_0 \sum_b \frac{\Delta z_b}{E_b} \frac{\partial K_i(z_b)}{\partial E_a} K_j(z_b) L_b^2 \hat{P} \left(\frac{\ell}{\pi \chi(z_b)} \right) + \\ &+ H_0 \sum_b \frac{\Delta z_b}{E_b} \frac{\partial K_j(z_b)}{\partial E_a} K_i(z_b) L_b^2 \hat{P} \left(\frac{\ell}{\pi \chi(z_b)} \right). \end{aligned} \quad (60)$$

As in the clustering case, we have not considered derivatives of $\hat{P}(k)$.

Now it is necessary to change the initial parameters $[E, L]$ to the new ones $[E, \eta]$. Using (41) we obtain $\frac{\partial \eta}{\partial L} = \frac{2}{L}$ and $\frac{\partial \eta}{\partial E} = 0$. For time-independent parameters, we show in Table IX and in Figure 5 (middle) the relative errors in η for the different redshift bins for J-PAS and Euclid. Again, J-PAS provides the best errors in the range $z = 0.3 - 0.6$. In order to obtain the errors of η in

different ℓ -bins we compute the Fisher matrix (48). We first change from $[E, L]$ to $[E, \eta]$ in each redshift bin and then sum the information of η for the different redshift bins. The corresponding errors can be found in Table X for J-PAS and Euclid as well as in Figure 5 (right).

C. Clustering + Weak Lensing

Finally, in this section we analyze the case in which information from clustering and lensing is combined. We first take the Fisher matrix of parameters $[A_i, \mu, E]$ for clustering and $[E, \eta]$ for weak lensing and build the full matrix with parameters $[A_i, \mu, E, \eta]$. This matrix has the form,

$$\begin{pmatrix} A_1 A_1 & A_1 \mu_1 & 0 & A_1 E_1 & \dots \\ \mu_1 A & \mu_1 \mu_1 & 0 & \mu_1 E_1 & \dots \\ 0 & 0 & \eta_1 \eta_1 & \eta_1 E_1 & \dots \\ E_1 A_1 & E_1 \mu_1 & E_1 \eta_1 & E_1 E_1 & \dots \\ \dots & \dots & \dots & \dots & \dots \end{pmatrix}$$

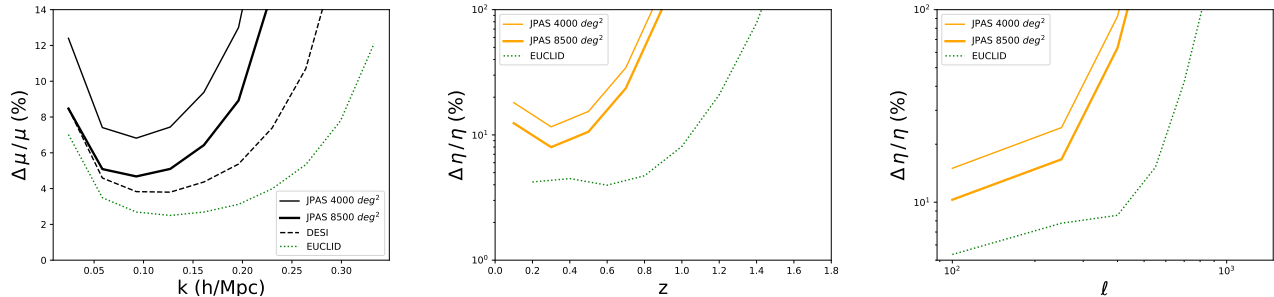


FIG. 5: *left*) Relative errors of $\mu(k)$ for J-PAS (ELGs+LRGs+QSOs), DESI (BGS+ELGs+LRGs+QSOs) and Euclid (ELGs) using clustering information. *middle*) Tomographic relative errors of η for J-PAS (ELGs+LRGs) and Euclid (ELGs) using lensing information. *right*) Relative errors of $\eta(\ell)$ for J-PAS (ELGs+LRGs) and Euclid (ELGs) using lensing information.

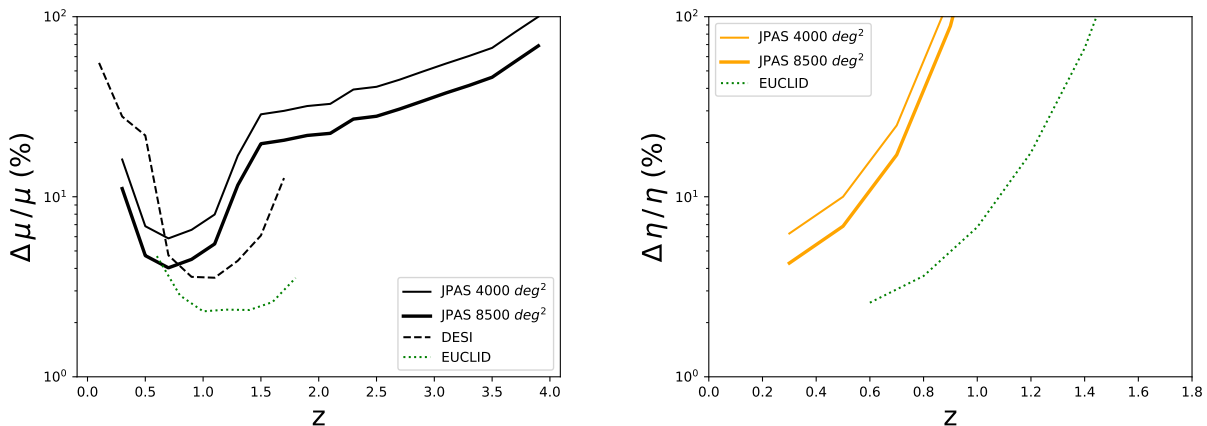


FIG. 6: From left to right, tomographic relative errors for μ and η for J-PAS (ELGs+LRGs+QSOs), DESI (BGS+ELGs+LRGs+QSOs) and Euclid (ELGs) using clustering and lensing information. In the case of DESI and J-PAS quasars only clustering information is taken into account. For lensing in J-PAS the redshift error is $\delta z = 3\%$.

where EE is the sum of terms EE for clustering and lensing. By inverting this Fisher matrix, we obtain the errors for μ and η . These results are shown in Table XI for J-PAS and in Table XII for Euclid. Finally, Figure 6 compares the sensitivity of both surveys for time-independent μ and η in the different redshift bins. For completeness, we also show the same comparison for the function $E(z)$ in Figure 7. As we can see, the combination of clustering and lensing information improves the sensitivity in around a 10% for all the parameters. We sum all the information in the whole redshift range for μ and η and plot their error ellipses in the right panel of Figure 8. These results are summarized in Table XIII.

So far we have limited ourselves to time-independent μ and η parameters. For scale-independent parameters, we consider the case in (17) and (18). Using the analytical fitting function for this particular expressions obtained in [76], we obtain errors for μ_0 and η_0 with fiducial values $\mu_0 = \eta_0 = 1$. We plot on the left panel of Figure 8 error

ellipses for μ_0 and η_0 , and we summarize these errors in Table XIII.

VI. DISCUSSION AND CONCLUSION

Over the past years, cosmological observations have been used not only to constrain models within the context of GR but also the theory of gravity itself (see e.g. [77]). In general, MG theories introduce changes in the Poisson equation which relate the density perturbations δ with the gravitational potential Ψ , thus modifying the amplitude and evolution of the growth of cosmological perturbations. Furthermore, gravitational lensing is directly sensitive to the growth of dark matter perturbations – in contrast with measurements based on galaxies, neutral hydrogen or any other baryonic tracer. These theories, therefore, also introduce modifications in the

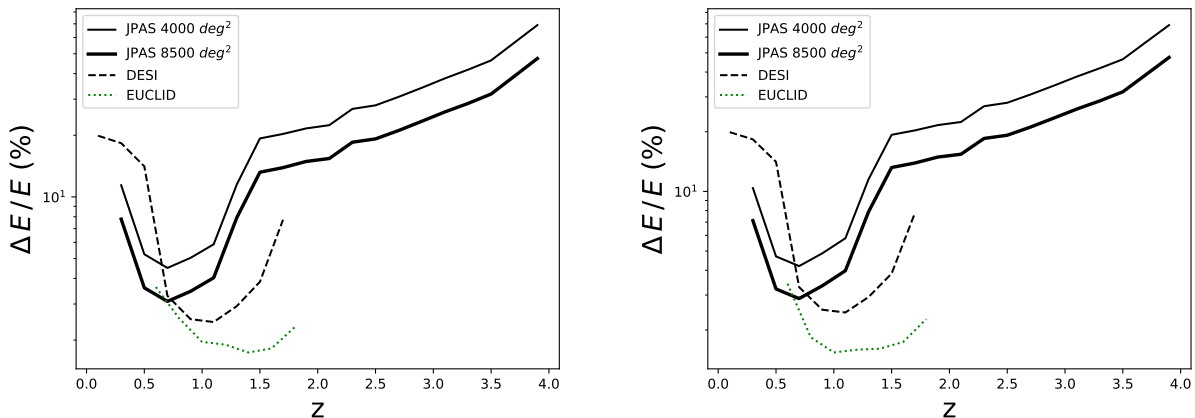


FIG. 7: Relative errors for $E(z)$ for J-PAS (ELGs+LRGs+QSOs), DESI (BGS+ELGs+LRGs+QSOs) and Euclid (ELGs) using clustering information (left panel), and using clustering and lensing information (right panel). In the case of DESI and J-PAS quasars, only clustering information is taken into account. For lensing in J-PAS the redshift error is $\delta z = 3\%$.

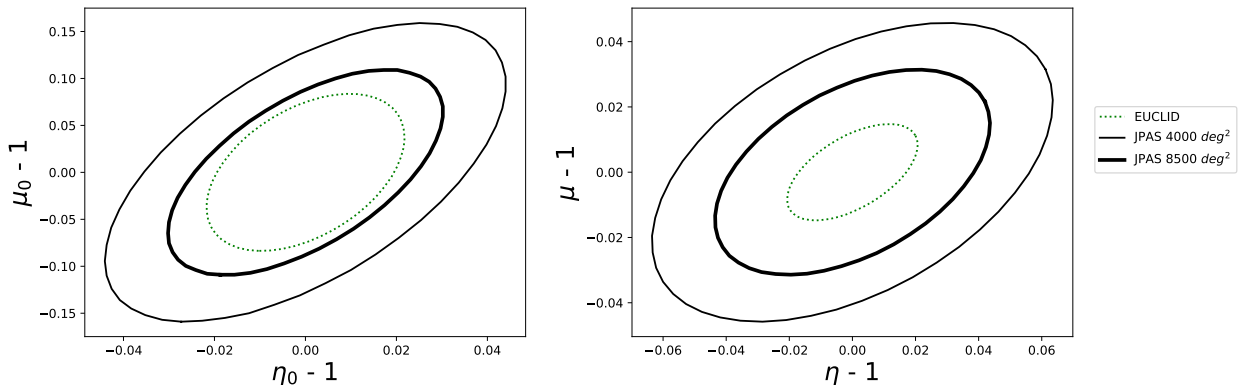


FIG. 8: (Left panel) 1σ contour error for μ_0 and η_0 defined in (17) and (18), and (right panel) for constant μ and η . All in J-PAS (ELGs+LRGs+QSOs) and Euclid (ELGs) surveys combining clustering and lensing information, for 8500 deg^2 and 4000 deg^2 .

equation that determines the lensing potential and controls the motion of photons. Thus, observations of the distribution of matter on large scales at different redshifts, and of the weak lensing generated by those structures, provide a new suite of tests of GR on cosmological scales [51, 78, 79].

In this work we have investigated the ability of the J-PAS survey to constrain dark energy and MG cosmologies using both the J-PAS information on the galaxy power spectra for different dark matter tracers, with baryon acoustic oscillations and redshift-space distortions, as well as the weak lensing information by considering the convergence power spectrum. Our analysis considers phenomenological parameterization of dark energy and modified gravity models, as discussed in Sec. III.

Following [57], we have adopted a model-independent

parameterization of the power spectra of clustering and weak lensing. This parameterization considers all the free and independent parameters that are needed to describe such power spectra in the linear regime. In this analysis, we have fixed the initial dark matter power spectrum $\hat{P}(k)$ to the fiducial model, corresponding to a flat Λ CDM cosmology. As mentioned above, rather than focusing on specific dark energy or MG theories, we have considered a phenomenological approach described in terms of a set of parameters that can be contrasted with observations. Thus, in the dark energy case, the widely used (w_0, w_a) CPL parameterization has been assumed. For MG theories, two cases have been considered. First, for time-independent μ and η , we have performed both a tomographic redshift bin analysis and an analysis in k -bins. By summing over all the redshift range we have

obtained the best errors for the modified gravity parameters. Second, for scale-independent parameters, we have considered the particular parameterization in terms of μ_0 and η_0 (17-18) usually employed in the literature.

J-PAS will be able to measure different tracers, e.g. LRG, ELG and QS. In order to contextualize the J-PAS measurements, we have performed the same Fisher analysis for DESI and Euclid surveys. In the case of DESI, in addition to LRGs, ELGs and QSOs, a bright galaxy sample (BGS) will be also measured at low redshifts, while Euclid will measure only ELGs. In the dark energy analysis, we have found that J-PAS will measure w_0 with precision below 6% that can be compared with the 4.5% for DESI and 3% for Euclid. The absolute error in w_a is found to be below 0.24 for J-PAS, 0.19 for DESI and 0.13 for Euclid. From the tomographic analysis, we find that using the clustering information alone, J-PAS will allow to measure the expansion rate $H(z)$ with precision 3% in the best redshift bin ($z = 0.7$) and the μ parameter with a precision around 5% in the best redshift bin. From lensing alone, J-PAS will be able to measure η with a precision around 8% in the best redshift bin. The combination of clustering and lensing will allow to improve the precision in μ down to 4% in the best bin. Considering the information in the whole redshift range, we have found that J-PAS will be able to measure time-independent μ and η with precision better than 3% for both parameters. For μ_0 and η_0 we have obtained errors of 10% and 5%, respectively.

When compared to future spectroscopic surveys such as DESI or spectroscopic and photometric ones such as Euclid, we have shown that from clustering and lensing information, J-PAS will have the best errors for redshifts between $z = 0.3 - 0.6$, thanks to the large number of ELGs detectable in that redshift range. Note also that thanks to QSOs observation at higher redshifts, J-PAS will be able to measure the expansion rate and MG parameters in the practically unexplored region up to redshift $z = 3.5$ with precision below 30%.

In the whole redshift range, the J-PAS precision in

both μ and η will be a factor 1.5-2 below Euclid in their respective best bins. For the (time-dependent) $\mu_0 - \eta_0$ parameterization (17-18), we have shown that J-PAS is closer to Euclid than in the constant case. This is due to the fact that low-redshift measurements are more sensitive to μ_0 and η_0 than high-redshift ones, such that at low redshift J-PAS precision surpasses that of Euclid.

Finally, it is worth mentioning that by increasing the precision in the determination of the dimensionless Hubble parameter using e.g. the J-PAS sample of type Ia supernovae, and taking into account information from the non-linear power spectra, it can be expected that the sensitivity to the μ and η parameters will increase. Additionally, considering the cross correlation between galaxy distribution and galaxy shapes will also allow to improve the precision of J-PAS in the determination of dark energy and MG parameters.

Acknowledgements

We are thankful to our colleagues of J-PAS Theory Working Group for useful discussions and to Ricardo Landim for his comments. MAR and ALM acknowledge support from MINECO (Spain) project FIS2016-78859-P(AEI/FEDER, UE), Red Consolider MultiDark FPA2017-90566-REDC and UCM predoctoral grant. JSA acknowledges support from FAPERJ grant no. E-26/203.024/2017, CNPq grant no. 310790/2014-0 and 400471/2014-0 and the Financiadora de Estudos e Projetos - FINEP grants REF. 1217/13 - 01.13.0279.00 and REF0859/10 - 01.10.0663.00. SC acknowledges support from CNPq grant no. 307467/2017-1 and 420641/2018-1.

This paper has gone through internal review by the J-PAS collaboration. Funding for the J-PAS Project has been provided by the Governments of Espaa and Aragn through the Fondo de Inversin de Teruel, European FEDER funding and the MINECO and by the Brazilian agencies FINEP, FAPESP, FAPERJ and by the National Observatory of Brazil.

-
- [1] C. M. Will, Living Reviews in Relativity **17**, 4 (2014), ISSN 1433-8351.
- [2] V. Sahni and A. A. Starobinsky, Int. J. Mod. Phys. **D9**, 373 (2000), astro-ph/9904398.
- [3] T. Padmanabhan, Phys. Rept. **380**, 235 (2003), hep-th/0212290.
- [4] P. J. E. Peebles and B. Ratra, Rev. Mod. Phys. **75**, 559 (2003), [,592(2002)], astro-ph/0207347.
- [5] E. J. Copeland, M. Sami, and S. Tsujikawa, Int. J. Mod. Phys. **D15**, 1753 (2006), hep-th/0603057.
- [6] S. Weinberg, Rev. Mod. Phys. **61**, 1 (1989), [,569(1988)].
- [7] G. R. Dvali, G. Gabadadze, and M. Porrati, Phys. Lett. **B485**, 208 (2000), hep-th/0005016.
- [8] V. Sahni and Y. Shtanov, JCAP **0311**, 014 (2003), astro-ph/0202346.
- [9] S. Capozziello, Int. J. Mod. Phys. **D11**, 483 (2002), gr-qc/0201033.
- [10] S. M. Carroll, V. Duvvuri, M. Trodden, and M. S. Turner, Phys. Rev. **D70**, 043528 (2004), astro-ph/0306438.
- [11] J. Santos, J. S. Alcaniz, M. J. Reboucas, and F. C. Carvalho, Phys. Rev. **D76**, 083513 (2007), 0708.0411.
- [12] T. P. Sotiriou and V. Faraoni, Rev. Mod. Phys. **82**, 451 (2010), 0805.1726.
- [13] S. Capozziello and M. De Laurentis, Phys. Rept. **509**, 167 (2011), 1108.6266.
- [14] T. Clifton, P. G. Ferreira, A. Padilla, and C. Skordis, Phys. Rept. **513**, 1 (2012), 1106.2476.
- [15] P. G. Ferreira (2019), 1902.10503.
- [16] T. Baker, E. Bellini, P. G. Ferreira, M. Lagos, J. Noller, and I. Sawicki, Phys. Rev. Lett. **119**, 251301 (2017), 1710.06394.
- [17] P. Creminelli and F. Vernizzi, Phys. Rev. Lett. **119**,

- 251302 (2017), 1710.05877.
- [18] J. M. Ezquiaga and M. Zumalacregui, Phys. Rev. Lett. **119**, 251304 (2017), 1710.05901.
- [19] B. P. Abbott et al. (LIGO Scientific, Virgo), Phys. Rev. Lett. **119**, 161101 (2017), 1710.05832.
- [20] N. Aghanim et al. (Planck) (2018), 1807.06209.
- [21] K. S. Dawson, D. J. Schlegel, C. P. Ahn, and S. F. Anderson et al., Astron. J. **145**, 10 (2013), 1208.0022.
- [22] K. S. Dawson, J.-P. Kneib, W. J. Percival, and S. Alam et al., Astron. J. **151**, 44 (2016), 1508.04473.
- [23] B. Flaugher and C. Bebek, in *Ground-based and Airborne Instrumentation for Astronomy V* (2014), vol. 9147 of Proc. SPIE Int. Soc. Opt. Eng., p. 91470S.
- [24] A. Aghamousa et al. (DESI) (2016), 1611.00036.
- [25] R. Laureijs et al. (EUCLID) (2011), 1110.3193.
- [26] L. Amendola et al., Living Rev. Rel. **21**, 2 (2018), 1606.00180.
- [27] T. Abbott et al. (DES) (2005), astro-ph/0510346.
- [28] P. A. Abell et al. (LSST Science, LSST Project) (2009), 0912.0201.
- [29] C. Wolf, K. Meisenheimer, H.-W. Rix, A. Borch, S. Dye, and M. Kleinheinrich, Astron. Astrophys. **401**, 73 (2003), astro-ph/0208345.
- [30] M. Moles et al., Astron. J. **136**, 1325 (2008), 0806.3021.
- [31] O. Ilbert, P. Capak, M. Salvato, and H. Aussel et al., Astrophys. J. **690**, 1236 (2009), 0809.2101.
- [32] C. N. Cardamone, P. G. van Dokkum, C. M. Urry, and Y. Taniguchi et al., Astrophys. J. Suppl. **189**, 270 (2010), 1008.2974.
- [33] M. Postman, D. Coe, N. Benítez, and L. Bradley et al., Astrophys. J. Suppl. **199**, 25 (2012), 1106.3328.
- [34] P. G. Pérez-González, A. Cava, G. Barro, and V. Villar et al., Astrophys. J. **762**, 46 (2013), 1207.6639.
- [35] P. Martí, R. Miquel, F. J. Castander, E. Gaztañaga, M. Eriksen, and C. Sánchez, Mon. Not. Roy. Astron. Soc. **442**, 92 (2014), 1402.3220.
- [36] A. J. Cenarro, M. Moles, D. Cristóbal-Hornillos, and A. Marín-Franch et al, Astron. Astrophys. **622**, A176 (2019), 1804.02667.
- [37] N. Benitez, R. Dupke, M. Moles, and L. Sodre et al., arXiv e-prints (2014), 1403.5237.
- [38] P. M. Korngut, J. J. Bock, R. Akeson, and M. Ashby et al., in *Space Telescopes and Instrumentation 2018: Optical, Infrared, and Millimeter Wave* (2018), vol. 10698 of Society of Photo-Optical Instrumentation Engineers (SPIE) Conference Series, p. 106981U.
- [39] M. Kunz, Comptes Rendus Physique **13**, 539 (2012), 1204.5482.
- [40] A. A. Costa et al., Mon. Not. Roy. Astron. Soc. **488**, 78 (2019), 1901.02540.
- [41] A. Marín-Franch, K. Taylor, F. G. Santoro, and R. Laporte et al., in *Highlights on Spanish Astrophysics IX*, edited by S. Arribas, A. Alonso-Herrero, F. Figueras, C. Hernández-Monteagudo, A. Sánchez-Lavega, and S. Pérez-Hoyos (2017), pp. 670–675.
- [42] A. J. Cenarro et al., Astron. Astrophys. **622**, A176 (2019), 1804.02667.
- [43] T. Clifton, P. G. Ferreira, A. Padilla, and C. Skordis, Phys. Rept. **513**, 1 (2012), 1106.2476.
- [44] A. Silvestri, L. Pogosian, and R. V. Buniy, Phys. Rev. **D87**, 104015 (2013), 1302.1193.
- [45] E. M. Barboza, Jr. and J. S. Alcaniz, Phys. Lett. **B666**, 415 (2008), 0805.1713.
- [46] M. Chevallier and D. Polarski, Int. J. Mod. Phys. **D10**, 213 (2001), gr-qc/0009008.
- [47] E. V. Linder, Phys. Rev. Lett. **90**, 091301 (2003), astro-ph/0208512.
- [48] A. Lewis, A. Challinor, and A. Lasenby, Astrophys. J. **538**, 473 (2000), astro-ph/9911177.
- [49] M. A. Resco and A. L. Maroto, JCAP **1810**, 014 (2018), 1807.04649.
- [50] L. Amendola and S. Tsujikawa, *Dark energy: theory and observations* (Cambridge University Press, 2010).
- [51] S. Tsujikawa, A. De Felice, and J. Alcaniz, JCAP **1301**, 030 (2013), 1210.4239.
- [52] I. Sawicki and E. Bellini, Phys. Rev. **D92**, 084061 (2015), 1503.06831.
- [53] L. Pogosian, A. Silvestri, K. Koyama, and G.-B. Zhao, Phys. Rev. **D81**, 104023 (2010), 1002.2382.
- [54] R. Kase and S. Tsujikawa, Int. J. Mod. Phys. **D28**, 1942005 (2019), 1809.08735.
- [55] F. Simpson et al., Mon. Not. Roy. Astron. Soc. **429**, 2249 (2013), 1212.3339.
- [56] P. A. R. Ade et al. (Planck), Astron. Astrophys. **594**, A14 (2016), 1502.01590.
- [57] L. Amendola, M. Kunz, M. Motta, I. D. Saltas, and I. Sawicki, Phys. Rev. **D87**, 023501 (2013), 1210.0439.
- [58] L. Amendola, S. Fogli, A. Guarnizo, M. Kunz, and A. Vollmer, Phys. Rev. **D89**, 063538 (2014), 1311.4765.
- [59] H.-J. Seo and D. J. Eisenstein, Astrophys. J. **598**, 720 (2003), astro-ph/0307460.
- [60] C. Alcock and B. Paczynski, Nature **281**, 358 (1979).
- [61] M. White, Y.-S. Song, and W. J. Percival, Mon. Not. Roy. Astron. Soc. **397**, 1348 (2008), 0810.1518.
- [62] P. McDonald and U. Seljak, JCAP **0910**, 007 (2009), 0810.0323.
- [63] L. R. Abramo, Mon. Not. Roy. Astron. Soc. **420**, 3 (2012), 1108.5449.
- [64] L. R. Abramo, L. F. Secco, and A. Loureiro, Mon. Not. Roy. Astron. Soc. **455**, 3871 (2016), 1505.04106.
- [65] H.-J. Seo and D. J. Eisenstein, Astrophys. J. **665**, 14 (2007), astro-ph/0701079.
- [66] P. Lemos, A. Challinor, and G. Efstathiou, JCAP **1705**, 014 (2017), 1704.01054.
- [67] W. Hu, Astrophys. J. **522**, L21 (1999), astro-ph/9904153.
- [68] Z.-M. Ma, W. Hu, and D. Huterer, Astrophys. J. **636**, 21 (2005), astro-ph/0506614.
- [69] D. J. Eisenstein, W. Hu, and M. Tegmark, Astrophys. J. **518**, 2 (1999), astro-ph/9807130.
- [70] S. Hilbert, D. Xu, P. Schneider, V. Springel, M. Vogelsberger, and L. Hernquist, Mon. Not. Roy. Astron. Soc. **468**, 790 (2017), 1606.03216.
- [71] D. Huterer, M. Takada, G. Bernstein, and B. Jain, Mon. Not. Roy. Astron. Soc. **366**, 101 (2006), astro-ph/0506030.
- [72] E. V. Linder and R. N. Cahn, Astropart. Phys. **28**, 481 (2007), astro-ph/0701317.
- [73] N. Mostek, A. L. Coil, M. C. Cooper, M. Davis, J. A. Newman, and B. Weiner, Astrophys. J. **767**, 89 (2013), 1210.6694.
- [74] N. P. Ross et al., Astrophys. J. **697**, 1634 (2009), 0903.2320.
- [75] A. Albrecht, G. Bernstein, R. Cahn, W. L. Freedman, J. Hewitt, W. Hu, J. Huth, M. Kamionkowski, E. W. Kolb, L. Knox, et al., arXiv e-prints astro-ph/0609591 (2006), astro-ph/0609591.
- [76] M. A. Resco and A. L. Maroto, Phys. Rev. **D97**, 043518 (2018), 1707.08964.

- [77] T. Okumura et al., *Publ. Astron. Soc. Jap.* **68**, 38 (2016), 1511.08083.
- [78] D. Huterer et al., *Astropart. Phys.* **63**, 23 (2015), 1309.5385.
- [79] A. Joyce, B. Jain, J. Khoury, and M. Trodden, *Phys. Rept.* **568**, 1 (2015), 1407.0059.

VII. APPENDIX A: DATA TABLES

J-PAS			
z	<i>LRG</i>	<i>ELG</i>	<i>QSO</i>
0.3	226.6	2958.6	0.45
0.5	156.3	1181.1	1.14
0.7	68.8	502.1	1.61
0.9	12.0	138.0	2.27
1.1	0.9	41.2	2.86
1.3	0	6.7	3.60
1.5	0	0	3.60
1.7	0	0	3.21
1.9	0	0	2.86
2.1	0	0	2.55
2.3	0	0	2.27
2.5	0	0	2.03
2.7	0	0	1.81
2.9	0	0	1.61
3.1	0	0	1.43
3.3	0	0	1.28
3.5	0	0	1.14
3.7	0	0	0.91
3.9	0	0	0.72

DESI				
z	<i>BGS</i>	<i>LRG</i>	<i>ELG</i>	<i>QSO</i>
0.1	2240	0	0	0
0.3	240	0	0	0
0.5	6.3	0	0	0
0.7	0	48.7	69.1	2.75
0.9	0	19.1	81.9	2.60
1.1	0	1.18	47.7	2.55
1.3	0	0	28.2	2.50
1.5	0	0	11.2	2.40
1.7	0	0	1.68	2.30

Euclid	
z	<i>ELG</i>
0.6	356
0.8	242
1.0	181
1.2	144
1.4	99
1.6	66
1.8	33

TABLE I: In left panel: redshift bins and densities of luminous red galaxies, emission line galaxies and quasars for J-PAS. In center panel: redshift bins and densities of bright galaxies, luminous red galaxies, emission line galaxies and quasars for DESI. In right panel: redshift bins and densities of emission line galaxies for Euclid. Galaxy densities in units of $10^{-5} h^3 \text{Mpc}^{-3}$.

Survey	Δw_0	Δw_a
Euclid	0.029	0.128
DESI	0.045	0.186
J-PAS 8500	0.058	0.238
J-PAS 4000	0.079	0.316

TABLE II: Absolute errors for w_0 and w_a for Euclid, DESI, and JPAS (with 8500 and 4000 square degrees), considering clustering information.

DESI clustering					
z	μ	$\Delta\mu/\mu(\%)$	f	Δf	$\Delta f/f(\%)$
0.1	1	55.4	0.585	0.085	14.5
0.3	1	27.9	0.683	0.037	5.47
0.5	1	21.9	0.759	0.048	6.32
0.7	1	4.73	0.816	0.016	1.96
0.9	1	3.59	0.858	0.014	1.62
1.1	1	3.55	0.889	0.014	1.58
1.3	1	4.41	0.913	0.017	1.87
1.5	1	6.09	0.930	0.022	2.40
1.7	1	12.7	0.943	0.044	4.66

TABLE III: Redshift bins, fiducial values for μ and f and their errors for DESI forecast with clustering information, using BGS+ELGs+LRGs+QSOs.

J-PAS clustering 4000 sq. deg.								
z	μ	$\Delta\mu/\mu(\%)$	f	Δf	$\Delta f/f(\%)$	$f\sigma_8$	$\Delta f\sigma_8$	$\Delta f\sigma_8/f\sigma_8(\%)$
0.30	1	17.5	0.683	0.024	3.57	0.477	0.074	15.6
0.50	1	7.47	0.759	0.021	2.81	0.477	0.033	6.83
0.70	1	6.14	0.816	0.023	2.84	0.465	0.027	5.75
0.90	1	6.69	0.858	0.029	3.39	0.446	0.028	6.33
1.10	1	8.03	0.889	0.035	3.96	0.423	0.030	7.10
1.30	1	16.9	0.913	0.068	7.42	0.400	0.052	13.1
1.50	1	28.7	0.930	0.113	12.1	0.377	0.080	21.1
1.70	1	30.0	0.943	0.122	12.9	0.357	0.079	22.1
1.90	1	31.9	0.954	0.132	13.9	0.337	0.079	23.5
2.10	1	32.8	0.961	0.139	14.4	0.318	0.077	24.2
2.30	1	39.4	0.968	0.169	17.4	0.302	0.088	29.0
2.50	1	40.8	0.973	0.177	18.2	0.287	0.086	30.0
2.70	1	44.7	0.977	0.195	20.0	0.273	0.090	33.0
2.90	1	49.6	0.980	0.218	22.2	0.259	0.094	36.5
3.10	1	54.9	0.983	0.242	24.7	0.248	0.100	40.4
3.30	1	60.5	0.985	0.268	27.2	0.237	0.105	44.4
3.50	1	67.1	0.987	0.298	30.2	0.228	0.112	49.2
3.70	1	82.2	0.989	0.363	36.7	0.218	0.130	59.7
3.90	1	100	0.990	0.442	44.6	0.210	0.152	72.5

TABLE IV: Redshift bins, fiducial values for μ and f and their errors for J-PAS forecast with clustering information, 4000 square degrees and using ELGs+LRGs+QSOs.

J-PAS clustering 8500 sq. deg.								
z	μ	$\Delta\mu/\mu(\%)$	f	Δf	$\Delta f/f(\%)$	$f\sigma_8$	$\Delta f\sigma_8$	$\Delta f\sigma_8/f\sigma_8(\%)$
0.30	1	12.0	0.683	0.017	2.45	0.477	0.051	10.7
0.50	1	5.12	0.759	0.015	1.93	0.477	0.022	4.68
0.70	1	4.21	0.816	0.016	1.95	0.465	0.018	3.95
0.90	1	4.59	0.858	0.020	2.32	0.446	0.019	4.34
1.10	1	5.51	0.889	0.024	2.72	0.423	0.021	4.87
1.30	1	11.6	0.913	0.046	5.09	0.400	0.036	8.97
1.50	1	19.7	0.930	0.077	8.32	0.377	0.055	14.5
1.70	1	20.6	0.943	0.083	8.84	0.357	0.054	15.1
1.90	1	21.9	0.954	0.091	9.52	0.337	0.054	16.1
2.10	1	22.5	0.961	0.095	9.90	0.318	0.053	16.6
2.30	1	27.0	0.968	0.116	12.0	0.302	0.060	19.9
2.50	1	28.0	0.973	0.121	12.5	0.287	0.059	20.6
2.70	1	30.7	0.977	0.134	13.7	0.273	0.062	22.6
2.90	1	34.0	0.980	0.149	15.2	0.259	0.065	25.0
3.10	1	37.7	0.983	0.166	16.9	0.248	0.068	27.7
3.30	1	41.5	0.985	0.184	18.6	0.237	0.072	30.4
3.50	1	46.1	0.987	0.204	20.7	0.228	0.077	33.7
3.70	1	56.4	0.989	0.249	25.2	0.218	0.089	41.0
3.90	1	68.9	0.990	0.303	30.6	0.210	0.104	49.8

TABLE V: Redshift bins, fiducial values for μ and f and their errors for J-PAS forecast with clustering information, 8500 square degrees and using ELGs+LRGs+QSOs.

Euclid clustering					
z	μ	$\Delta\mu/\mu(\%)$	f	Δf	$\Delta f/f(\%)$
0.6	1	4.88	0.789	0.017	2.12
0.8	1	3.42	0.838	0.014	1.65
1.0	1	2.64	0.875	0.012	1.32
1.2	1	2.60	0.902	0.012	1.31
1.4	1	2.46	0.922	0.011	1.19
1.6	1	2.67	0.937	0.012	1.23
1.8	1	3.58	0.949	0.014	1.50

TABLE VI: Redshift bins, fiducial values for μ and f and their errors for Euclid forecast with clustering information, using ELGs.

$\Delta\mu/\mu(\%)$					
k	μ	Euclid	DESI	JPAS 8500 sq. deg.	JPAS 4000 sq. deg.
0.024	1	7.02	8.48	8.47	12.4
0.058	1	3.49	4.59	5.09	7.41
0.093	1	2.69	3.83	4.68	6.82
0.127	1	2.50	3.80	5.10	7.44
0.161	1	2.69	4.37	6.43	9.38
0.196	1	3.12	5.37	8.92	13.0
0.230	1	3.99	7.39	15.0	21.8
0.264	1	5.34	10.7	29.6	43.2
0.299	1	7.78	17.6	67.6	98.6
0.333	1	1.21	32.6	153	223

TABLE VII: Centers of bins k_a in units of h/Mpc, fiducial values for μ and their relative errors for Euclid forecast using ELGs, DESI forecast using BGS+ELGs+LRGs+QSOs and J-PAS forecast using ELGs+LRGs+QSOs with 8500 and 4000 square degrees. All for clustering information.

n_θ values for J-PAS			
δz	LRG	ELG	LRG+ELG
0.003	0.52	2.48	3.00
0.01	2.02	6.21	8.23
0.03	3.25	9.07	12.32

TABLE VIII: n_θ values for J-PAS with different galaxies and redshift errors, in galaxies per square arc minute.

J-PAS lensing					Euclid lensing			
z	ℓ_{\max}	η	8500 sq. deg. 4000 sq. deg.		z	ℓ_{\max}	η	$\Delta\eta/\eta(\%)$
			$\Delta\eta/\eta(\%)$	$\Delta\eta/\eta(\%)$				
0.1	40	1	12.4	18.1	0.2	83	1	4.21
0.3	130	1	7.98	11.6	0.4	182	1	4.48
0.5	238	1	10.6	15.4	0.6	300	1	3.97
0.7	366	1	23.6	34.4	0.8	437	1	4.72
0.9	514	1	106	154	1.0	597	1	8.10
1.1	686	1	-	-	1.2	782	1	20.9
1.3	884	1	-	-	1.4	994	1	78.3
					1.6	1240	1	490
					1.8	1510	1	-

TABLE IX: Redshift bins, ℓ_{\max} values, fiducial values for η and relative errors. In left table, errors for J-PAS, using LRG+ELG galaxies with $\delta z = 0.03$. We show only errors using ELG+LRG and lensing information. In right table, errors for Euclid using lensing information.

		Euclid	8500 sq. deg.	4000 sq. deg.
ℓ	η	$\Delta\eta/\eta(\%)$	$\Delta\eta/\eta(\%)$	$\Delta\eta/\eta(\%)$
100	1	5.35	10.3	15.0
250	1	7.78	16.7	24.4
400	1	8.55	63.3	92.3
550	1	15.2	360	524
700	1	42.1	-	-
850	1	130	-	-
1000	1	176	-	-

TABLE X: Centers of bins ℓ_a , fiducial values for η and relative errors for J-PAS, using LRG+ELG galaxies with $\delta z = 0.03$ and for Euclid using lensing information.

J-PAS clustering + lensing						
z	$\Delta\eta/\eta_{8500}(\%)$	$\Delta\eta/\eta_{4000}(\%)$	$\Delta\mu/\mu_{8500}(\%)$	$\Delta\mu/\mu_{4000}(\%)$	$\Delta E/E_{8500}(\%)$	$\Delta E/E_{4000}(\%)$
0.3	4.28	6.25	11.1	16.1	7.12	10.4
0.5	6.86	10.0	4.71	6.86	3.22	4.70
0.7	17.1	24.9	4.03	5.87	2.88	4.20
0.9	88.8	129	4.49	6.55	3.34	4.87
1.1	-	-	5.47	7.97	3.98	5.80
1.3	-	-	11.6	16.9	7.88	11.5

TABLE XI: Redshift bins, relative errors for η , μ , and $E(z)$ for J-PAS considering clustering and lensing information (with $\delta z = 3\%$ and ELGs+LRGs+QSOs).

Euclid clustering + lensing			
z	$\Delta\eta/\eta(\%)$	$\Delta\mu/\mu(\%)$	$\Delta E/E(\%)$
0.6	2.58	4.68	3.42
0.8	3.63	2.83	1.84
1.0	6.78	2.31	1.54
1.2	17.6	2.36	1.59
1.4	66.9	2.35	1.61
1.6	415	2.60	1.74
1.8	-	3.54	2.27

TABLE XII: Redshift bins, relative errors for η and μ for Euclid, considering clustering and lensing information.

Survey	$\Delta\mu/\mu(\%)$	$\Delta\eta/\eta(\%)$	$\Delta\mu_0/\mu_0(\%)$	$\Delta\eta_0/\eta_0(\%)$
Euclid	0.98	1.37	7.13	3.38
J-PAS 8500	2.08	2.89	9.66	4.58
J-PAS 4000	3.03	4.21	14.1	6.68

TABLE XIII: Relative errors for constant μ and η , and μ_0 and η_0 for Euclid and JPAS (with 8500 and 4000 square degrees), considering clustering and lensing information.