

Towards Standardization of Millimeter Wave Vehicle-to-Vehicle Networks: Open Challenges and Performance Evaluation

Tommaso Zugno, *Student Member, IEEE*, Matteo Drago, *Student Member, IEEE*,
 Marco Giordani, *Member, IEEE*, Michele Polese, *Member, IEEE*, Michele Zorzi, *Fellow, IEEE*

Abstract—IEEE 802.11bd and 3GPP NR V2X represent the new specifications for next generation vehicular networks, exploiting new communication technologies and new spectrum, such as the millimeter wave (mmWave) band, to improve throughput and reduce latency. In this paper, we specifically focus on the challenges that mmWaves introduce for Vehicle-to-Vehicle (V2V) networking, by reviewing the latest standard developments and the issues that 802.11bd and NR V2X will have to address for V2V operations at mmWaves. To the best of our knowledge, our work is the first that considers a full-stack, end-to-end approach for the design of mmWave V2V networks, discussing open issues that span from the physical to the higher layers, and reporting the results of an end-to-end performance evaluation that highlight the potential of mmWaves for V2V communications.

Index Terms—5G, millimeter wave, V2V, 3GPP, IEEE

I. INTRODUCTION

Recent advances in the automotive industry have paved the way towards Connected and Autonomous Vehicles (CAVs) to promote road safety and traffic efficiency [1]. The potential of CAVs will be fully unleashed through Vehicle-To-Everything (V2X) wireless communications, providing connectivity to and from cellular base stations (Vehicle-to-Infrastructure (V2I)) and among vehicles (Vehicle-to-Vehicle (V2V)). Today, the two key access technologies that enable V2X communications are IEEE 802.11p and 3GPP Cellular-V2X (C-V2X) that, however, fall short of fulfilling the foreseen extreme traffic demands (e.g., in terms of very high throughput, ultra low latency and ultra high reliability) of future vehicular services.

In this regard, different standardization activities are currently being promoted by the IEEE and the 3GPP, with the 802.11bd [2] and NR V2X [3] specifications, respectively, to overcome the limitations of current technology. Both standards aim at boosting the wireless capacity by encompassing the possibility of using, besides traditional sub-6 GHz frequencies, the lower part of the millimeter wave (mmWave) spectrum, which features the availability of large chunks of untapped bandwidth. This would enable data rates in the order of hundreds of megabits per second in vehicular scenarios [4], improving over 3GPP C-V2X and IEEE 802.11p, which can reach – at most – a few tens of megabits per second [5].

Tommaso Zugno, Matteo Drago, Marco Giordani, and Michele Zorzi are with the Department of Information Engineering, University of Padova, Padova, Italy (email: {zugnotom, dragomat, giordani, zorzi}@dei.unipd.it). Michele Polese was with the Department of Information Engineering, University of Padova, Padova, Italy, and is now with Northeastern University, Boston, MA, USA (email: m.polese@northeastern.edu).

Additionally, the unique characteristics of the mmWave signal, including the channel sparsity and the high temporal and angular resolution, may be used for very accurate positioning of vehicles, a critical requirement for most future vehicular services [6]. However, communication at mmWaves introduces serious challenges for the whole protocol stack and requires the maintenance of directional transmissions [5], due to severe path and penetration losses: even though IEEE and 3GPP research activities are in their initial stages, adequate discussion on whether (and how) standardization proposals will be able to overcome such limitations is still missing.

Therefore, in this paper, we discuss how mmWave operations can be efficiently integrated in IEEE 802.11bd and 3GPP NR V2X systems. Specifically, we focus on the V2V component of these specifications, and, unlike existing literature reviewing vehicular standard developments, e.g., [7], we shed light on potential shortcomings that future releases need to overcome to fully enable V2V operations at mmWaves. We focus on Physical (PHY), Medium Access Control (MAC), and higher-layer design challenges, including the issues related to channel estimation, synchronization, mobility management, resource allocation and congestion and flow control.

Besides stimulating further research towards mmWave-compliant IEEE/3GPP specifications, in this paper we validate mmWave solutions in view of the strict requirements of future vehicular systems, a research challenge that is still largely unexplored. Therefore, we present a performance evaluation of mmWave vehicular communications considering system-level metrics, with a novel, full-stack simulator for NR-V2X-compliant V2V networks [4], and discuss how the signal propagation at mmWaves affects the end-to-end latency and packet reception probability for different deployment strategies.

II. V2V STANDARDIZATION ACTIVITIES

The IEEE and the 3GPP are standardizing next-generation networks for vehicular applications with IEEE 802.11bd and 3GPP NR V2X. The two organizations aim at designing inter-operable specifications, so that these technologies can coexist in the same deployment. They are based on Orthogonal Frequency Division Multiplexing (OFDM), with an adaptive physical layer design, and can use both sub-6 GHz and mmWave bands with contention-based schemes, as highlighted in Fig. 1. Nonetheless, they also present some distinct characteristics, which are inherited from the different original designs

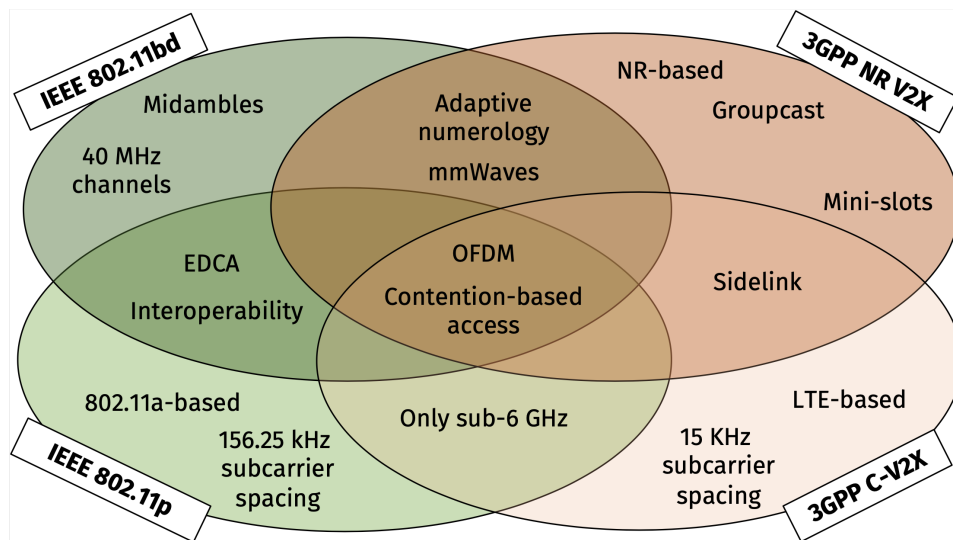


Fig. 1: Common characteristics and differences of the different V2V specifications.

of 3GPP and IEEE networks. NR V2X uses a sidelink for V2V operations, which could also be scheduled, while 802.11bd is based on the 802.11 Enhanced Distribution Channel Access (EDCA). Other differences, related to the specific physical layer and signaling configurations, will be discussed in the following paragraphs.

A. IEEE 802.11bd

In March 2018, the IEEE formed the 802.11 Next Generation V2X (NGV) Study Group, to improve the 802.11 MAC and PHY layers for V2X communications. The current V2X IEEE specifications, i.e., Wireless Access in Vehicular Environments (WAVE), with 802.11p for the PHY and MAC layers, is derived from 802.11a - 2009, and is no longer able to guarantee the present and future needs of vehicular applications.

The new amendment (commonly known as 802.11bd) targets communications in the 5.9 GHz band and, optionally, in the spectrum from 57 GHz to 71 GHz. Receivers implementing NGV must be able to interpret also 802.11p messages, while transmitters have to guarantee coexistence, interoperability and backward compatibility between 802.11p and 802.11bd. The goals are to reduce the end-to-end (E2E) latency, to increase the throughput and the communication range (up to twice those yielded by 802.11p), and to double the relative speed between vehicles (i.e., up to 500 km/h). To meet these requirements, the technology guidelines investigated so far for the sub-6 GHz band are:

- the usage of Low-Density Parity Check (LDPC) codes with midambles, i.e., specific portions of a frame in between OFDM data symbols used to provide a better channel estimate in fast varying channels [8];
- flexible sub-carrier spacing, with up to 40 MHz channel bandwidth.

No specifications for mmWaves have been released yet by the IEEE, except for a proposal to upgrade part of the PHY and lower MAC layers to those designed for 11ad/11ay high

data rate scenarios [9], although these standards have been designed to target indoor communications. Therefore, there is an ongoing discussion on how to address the specific challenges of this frequency range, and preliminary studies have been carried out using 802.11ad/ay.

B. NR V2X

The 3GPP has specified in Study Items for Releases 15 and 16 that C-V2X (defined specifically for LTE in Release 14, but with a forward compatible evolution path) will be extended into NR V2X, to enable next generation use cases such as vehicle platooning and advanced and remote driving, and to support high data rates for the exchange of sensor data.

The novelties investigated by the 3GPP are:

- direct measurement of the Sidelink (SL) channel, or decoding of Physical Sidelink Control Channel (PSCCH) transmissions, to identify occupied SL resources;
- multiplexing of different logical channels [3], along with the definition of the resource allocation modes 1, where the base station schedules the resources, and 2, which lets the User Equipment (UE) autonomously select the sidelink transmission resources. Mode 2 is the more likely candidate for an initial deployment of NR V2X, given that mode 1 would require cellular network operators to upgrade their base stations to the NR V2X specifications, with increased deployment and management costs;
- support of mini-slot scheduling, i.e., the possibility to immediately schedule a transmission in just a portion of the 14 OFDM symbols specified for an NR slot, for latency-critical services;
- improvement of the localization accuracy of vehicles, leveraging the additional spatial and angular degrees of freedom provided by operations at mmWaves and the utilization of large antenna arrays;

With respect to the PHY layer numerology, no specifications have been released yet; the assumption has been to use a flexible numerology as described in 3GPP Release 15, with

TABLE I: Millimeter wave challenges in IEEE 802.11bd and NR V2X standards.

	Open Challenges	Explanation
PHY Layer	Numerology design	Longer slots lead to channel variations
	Multiple antenna arrays	Synchronization with distributed antennas
	Joint radar and communication	Based on IEEE 802.11ad (static and indoor) scenarios
	Broad/multi/groupcast communication	Directionality precludes broadcast operations
	Channel estimation	Time-varying channel hinders the use of midambles and may prevent feedback
	Synchronization	Synchronization signals need to be directional
MAC Layer	Mobility management	Directionality complicates vehicle discovery and retransmissions
	Resource allocation	CSMA strategies suffer from increased deafness
	Interference management	Unscheduled and autonomous sidelink transmission prevents interference coordination
Higher Layers	Multi-hop and routing	Routing is complicated by highly volatile links
	Multi-RAT support	Coexistence between RATs in the same frequency band, vehicle, and/or deployment
	Congestion and flow control	Suboptimal interaction between channel variability and transport layer rate estimation
Modeling	Channel design	Effects of second order statistics, signal correlation, Doppler and fading are not characterized

sub-carrier spacings of 60 and 120 KHz in Frequency Range 2 (FR2), i.e., between 24.25 and 52.6 GHz. Many other features are derived from NR. Moreover, no further specifications have been provided about resource allocation and channel sensing at mmWaves. Channel access schemes have not yet been specified for Release 16 and, due to lack of time until the end of the current release, NR V2X SL enhancements will be discussed from Release 17 on. As of December 2019, 3GPP Release 17 NR V2X activities include (i) SL evaluation methodology updates; (ii) low-power low-latency resource allocation enhancement, especially for mode 2; (iii) SL discontinuous reception options for broadcast, groupcast, and unicast; and (iv) support of new SL frequency bands for single-carrier operations, including FR2-specific enhancements [10].

Finally, a channel model for V2X communication in the sub-6 GHz band (FR1) and at mmWaves (FR2) is described in [11]. It also features an additional Vehicle Non-Line-of-Sight (NLOS_v) state, occurring when the Line-of-Sight (LOS) path is blocked by vehicles, besides the Non-Line-of-Sight (NLOS) state where the path is blocked by buildings.

III. V2V OPERATIONS AT MMWAVES: OPEN CHALLENGES

As introduced in Sec. I, even though the standardization is moving full pace ahead towards the first V2V deployments, the use of mmWave frequencies to support high-capacity low-latency communications introduces new challenges for the whole protocol stack which are still open for long-term research, as highlighted in the following subsections and summarized in Table I.

A. PHY Layer Challenges

a) Numerology design: Both 802.11bd and NR V2X Radio Access Technologies (RATs) support a flexible PHY frame structure, to address different QoS requirements. A longer symbol duration (i.e., a smaller subcarrier spacing) improves the communication accuracy (because the impact of noise is less relevant), but may also lead to remarkable channel variations within a slot [12], making mmWave V2V communications more challenging. As a consequence, the NR V2X frame structure can be configured in a *self-contained*

fashion, i.e., different sub-frames can be associated to a different numerology. In this way, it would be possible to arrange a shorter symbol duration to support high-data-rate low-latency applications (e.g., for cooperative perception and/or remote driving services) while a lower subcarrier spacing can be reserved for narrowband communications to exchange basic safety information. Moreover, 3GPP NR V2X numerology is currently based on 3GPP NR specifications for cellular scenarios, and might therefore not fit a vehicular system, due to the harsh propagation characteristics of highly mobile vehicular nodes.

b) Multiple antenna arrays: mmWave networks must establish directional transmissions to sustain an acceptable communication quality with beamforming. This is achieved using high-dimensional phased arrays, possibly placed in distributed locations [12]. Distributed antennas improve the spectral efficiency by exploiting spatial diversity, thereby resulting in less correlated channels, but raise synchronization issues and require the design of efficient transmit power allocation and resource management mechanisms [13]. In these regards, zero-forcing and intra-block diagonalization schemes offer a good trade-off between capacity and system complexity considering power constraints, even though more advanced studies are needed before distributed antenna solutions can be applied to vehicular networks.

c) Joint radar and communication: The use of mmWaves in a vehicular context is not new, with automotive radars operating in the 77 GHz spectrum. Dual-functional stacks integrating radar and V2V communications have already been investigated in the literature [14], but not combined yet in V2V specifications. Spectrum isolation or interference mitigation schemes typically enable their coexistence, but a better performance would be achieved by multiplexing both sensing and data on the same waveform, thereby improving resource utilization while reducing hardware cost and size.

d) Broad/multi/groupcast communication: Directionality may preclude broadcast communications at mmWaves, if different directions cannot be used simultaneously (as in analog beamforming). On the other hand, transceivers with hybrid and digital technologies can beamform towards as many

directions as the number of radio-frequency chains in the phased array, thereby achieving broad/multi/groupcast communications. Such architectures, however, are currently limited by hardware design and suffer from high energy consumption and computational complexity, which is critical considering the limited on-board resources of budget car models. To be energy efficient, digital/hybrid beamformers will need to use appropriate precoding techniques as well as converters with one or few bits of resolution. Discontinuous reception (DRX) modes, which enable receiving vehicles to temporarily disable their radio-frequency front end, can offer significant power savings when the traffic is intermittent, as in the case of vehicular scenarios [15].

e) Channel estimation: Tracking the channel quality in multiple spatial directions will increase the channel estimation overhead at mmWaves. This is particularly challenging in V2V applications, where the channel varies quickly over time, and the initial estimate may rapidly become obsolete. Even though IEEE 802.11bd foresees the use of midambles [8] to handle channel variations, beamformed mmWave transmissions require specifically tailored channel estimation and precoding techniques. Furthermore, the exchange of channel state information (e.g., through the new Physical Sidelink Feedback Channel (PSFCH) in NR V2X) needs to be timely, to avoid the feedback of stale information in scenarios with a highly variable channel (e.g., because of the increased Doppler effect at mmWaves) [5].

f) Synchronization: IEEE 802.11bd and 3GPP NR V2X mode 2 (a) specifications support autonomous sidelink operations with base stations [2], [3]. In this case, vehicles should maintain or acquire time and frequency synchronization with other users. To this end, synchronization signals can be exchanged in pre-defined resource pools, even though the directional nature of the communication at mmWaves may slow down the rate at which such information is acquired, thereby compromising robust synchronization.

B. MAC Layer Challenges

The issues that mmWaves introduce at the MAC layer in V2V scenarios stem from the lack of omnidirectional sensing and signaling, due to beamformed communications. Beamforming, indeed, introduces deafness to vehicles which are not beam-aligned, and complicates the design of channel access and neighbor discovery schemes. Moreover, these challenges add to those typical of the MAC layer in vehicular ad hoc scenarios.

a) Vehicle discovery and mobility management: Directionality complicates an efficient and quick discovery of neighboring vehicles [5]. In the Vehicle-to-Network (V2N) context, the base stations have fixed locations. In V2V scenarios, instead, both endpoints move and could be within reach for just a few seconds. Therefore, 802.11bd and NR V2X signaling schemes should allow the vehicles to discover each other quickly, even when considering mmWave directional transmissions, and rapidly adapt the communication endpoint in highly mobile environments. Moreover, the volatility of the connection caused by the mmWave channel and by the

mobility of vehicles makes retransmissions more complex. MmWave systems can hence leverage automotive sensors, including Light Detection and Rangings (LiDARs) and video-cameras, that gather information about the environment and classify surrounding objects: acquisitions from these sensors can then be used to reduce the overhead associated with link configuration and beam management, since, for example, the transmitter can detect the position of the receiver and estimate the optimal direction of communication.

b) Channel access and resource allocation: As mentioned in Sec. II, the 3GPP will likely introduce contention-based channel access in NR V2X (i.e., with the aforementioned mode 2), as in IEEE 802.11bd. When both specifications will be extended to mmWaves, they will need to cope with the interaction between directionality and the channel sensing schemes. The classic Carrier Sense Multiple Access (CSMA) strategies, prone to the hidden node problem even in sub-6 GHz bands, suffer from increased deafness at mmWaves. Moreover, contention avoidance messages, which broadcast the intent to occupy the channel, may not be received by every vehicle. Finally, the high mobility of the nodes may introduce unforeseen collisions (e.g., when a transmitting vehicle changes path) but also free up channel resources (e.g., when a vehicle moves outside the communication area). Therefore, the design of efficient uncoordinated channel access procedures in dynamic vehicular scenarios at mmWaves is even more challenging than in WLAN systems. Notice that the highly-volatile nature of the mmWave channel in the vehicular scenario may create a larger response time for the Adaptive Modulation and Coding (AMC) scheme loop at the MAC layer, hence requiring a margin to compensate for the possible outdated Channel Quality Information (CQI): this may lead to a suboptimal use of the transmission capacity.

c) Interference management: Directional communications at mmWaves can isolate the users, reducing the interference and leading the network towards a noise-limited regime [12]. Nevertheless, the degree of isolation depends on the density of vehicles and the level of spatial multipath, and interference may not be negligible in some deployments. In these scenarios, interference management schemes may help improve the network capacity by scheduling transmissions to minimize the interference. For example, the infrastructure-based and ad hoc deployments can be mixed to allow the network and the vehicles to coordinate and decide which resources should be blanked to avoid interference with V2V communications. For the out-of-coverage case (supported by both 802.11bd and NR V2X), instead, vehicles autonomously determine sidelink transmission resources, thus further complicating interference management.

C. Higher Layer Challenges

a) Multi-RAT support: In next-generation V2V networks, different technologies will coexist in the same vehicle and deployment, using the same or different frequency bands. For example, multi-connectivity techniques, that combine sub-6 GHz and mmWave bands, could provide additional robustness to V2V operations. The different RATs from the 3GPP

and IEEE should therefore be aware of each other, possibly with a user-plane integration at some layer. This integration can be exploited to efficiently disseminate the information over the different RATs, to combine the benefits of complementary technologies, and make up for the limitations of a mmWave standalone system.

b) Multi-hop communications and routing: Multi-hop relaying schemes can extend the limited mmWave range for V2V. In particular, far-away vehicles may be interested in communicating through other vehicles that act as relays. V2V network operations will have to cope with efficient routing and successful delivery of packets in networks with highly volatile links, exacerbating the issues that traditionally affect vehicular ad hoc networks [1]. While routing is generally performed at the network layer, for such challenging scenarios a cooperation with the 3GPP and IEEE stacks could enable faster routing updates, based on continuous and prompt refresh of the links available as next hops.

c) Congestion and flow control: Communication in V2V scenarios will be mostly bursty and among two peer vehicles, exploiting a massive amount of bandwidth in the mmWave bands. For such short flows, TCP may not be needed, and could actually worsen the performance. The congestion window growth could indeed throttle the rate available at the application layer. With multi-hop communications and longer flows, instead, congestion control is needed. In this case, however, the available congestion control algorithms may suffer from the suboptimal interaction between the channel variability and the rate estimation at the transport layer, with consequent high latency and low resource utilization. Cross-layer solutions, in which the transport protocol is aware of the actual performance of the wireless RAT, would allow higher layers to quickly adapt and use the optimal operating mode for single- and multi-hop scenarios. Finally, another challenge is how to provide reliability at the transport layer, e.g., through retransmissions, network coding or other Forward Error Correction (FEC) schemes.

D. Modeling Challenges

Accurate channel and protocol stack modeling at mmWaves is an essential step towards proper vehicular protocol design and performance characterization. The 3GPP has specified how to characterize mmWave propagation for NR V2X in [11], without, however, investigating second order statistics (e.g., spatio-temporal correlation). This prevents the applicability of existing models to dynamic environments. Additionally, the effect of the correlation among signals in a multipath environment, e.g., the role played by reflection from adjacent vehicles, is currently underestimated. The impact of Doppler and fading, which is critical at high frequencies, has also not yet been numerically characterized. In this sense, new measurements and the usage of ray tracing techniques could provide further insights on the performance of V2V communications at mmWaves, together with full-stack simulations [4] and real-world experiments.

IV. END-TO-END PERFORMANCE EVALUATION

In this section, we present a preliminary end-to-end performance evaluation of V2V scenarios at mmWaves, which

studies how the unique propagation characteristics experienced at high frequencies impacts vehicular environments.

A. System Model

The results are based on a simulation campaign using MilliCar [4], an open source ns-3 module for mmWave V2V networks developed by the University of Padova¹. MilliCar features PHY and MAC layers based on the 3GPP NR V2X specifications, and the 3GPP antenna and channel models for above-6-GHz V2V links [11]. The integration with ns-3 enables full-stack simulations of devices communicating through the NR sidelink interface, thus assessing the system performance from an end-to-end perspective, including the effect introduced by the Radio Link Control (RLC) and Packet Data Convergence Protocol (PDCP) layers, as well as by the TCP/IP protocol stack.

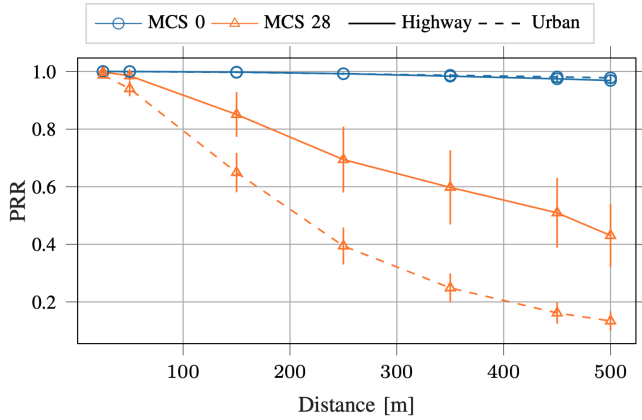
In our simulations, we consider a platoon composed of two vehicles moving along the same lane at a constant speed of 20 m/s, one behind the other. They communicate through the NR sidelink interface, with a bandwidth of 100 MHz, and carriers at 28 GHz and 60 GHz. The latter is part of a large chunk of unlicensed spectrum, which could ease regulations for an initial mmWave V2V deployment. Both vehicles are equipped with a Uniform Planar Array (UPA) with 16 antenna elements and use numerology index 2, i.e., the subcarrier spacing is 60 kHz and the slot period is 0.25 ms. The front vehicle transmits User Datagram Protocol (UDP) packets of size 100 Bytes at a constant inter-packet interval of 1 ms. We evaluate the system performance in different propagation scenarios, i.e., urban and highway, using different Modulation and Coding Scheme (MCS) configurations, through a Monte Carlo approach where metrics of interest are averaged over multiple independent simulations. For a more complete description of the MilliCar module and the simulation parameters, we refer the interested reader to our previous work [4].

B. Performance Results

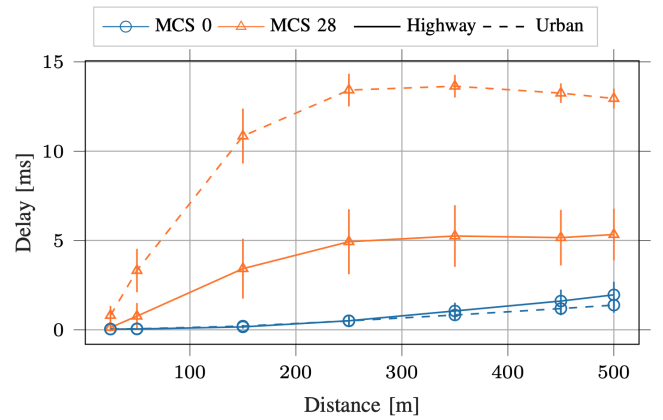
Fig. 2 shows the average Packet Reception Ratio (PRR) (Fig. 2a) and delay (Fig. 2b) achieved at the application layer by varying the relative distance between vehicles. We consider two different MCS configurations, i.e., 4 QAM with code rate 0.08 (MCS 0, in blue) and 64 QAM with code rate 0.92 (MCS 28, in orange), and compare the performance achieved in urban (dashed lines) and highway (solid lines) environments.

Fig. 2a highlights that the more robust FEC scheme and the lower modulation order provided by MCS 0 ensure very reliable operations (PRR $\simeq 1$) even at 500 m, both in urban and highway scenarios. Conversely, MCS 28 provides a weaker protection against errors, hence the PRR decreases faster as the vehicles move away from each other. With this configuration, we can notice a significant performance gap between the urban and highway environments, which reflects the characteristics of the signal propagation in the two cases. Indeed, in the highway scenario the signal usually propagates in free space, thus ensuring a high LOS probability. In the urban case,

¹<https://github.com/signetlabdei/millicar/>



(a) Packet Reception Ratio.



(b) Delay.

Fig. 2: PRR and delay vs. the relative distance between the two vehicles, for different values of the MCS.

instead, the presence of obstacles results in a severe attenuation of the received power.

This trends is confirmed by Fig. 2b, which demonstrates that a higher packet loss is associated with an increase in delay. Indeed, while MCS 0 is able to provide an average delay lower than 2 ms even at 500 m in both urban and highway environments, for the MCS 28 configuration the delay increases uncontrollably with the distance, with the highway scenario performing better than its urban counterpart thanks to the higher LOS probability.

We claim that the main contribution to the end-to-end delay is given by the reordering procedure at the RLC layer. When a packet is received, it enters a reordering buffer where it has to wait for any other earlier packet (i.e., packets that were sent earlier but have not yet been received) before being forwarded to the upper layers. To avoid buffer overflow, a reordering timer is used to define the maximum waiting time after which the packet is delivered anyway. The higher the loss rate, the longer the time the received packets spend in the buffer, hence the higher the overall delay. Along these lines, Fig. 3 investigates the impact of different values of the RLC reordering timer on the end-to-end system performance. We jointly compare the PRR (left axis) and the average delay (right axis) when MAC layer retransmissions are not enabled. The results show that the delay performance deteriorates when the reordering timer is increased, showing a linear increase when using MCS 28, while the PRR is not significantly affected (given that the absence of retransmissions makes the number of lost packets remain constant, on average).

Finally, Fig. 4 demonstrates how different values of the carrier frequency affect the PRR, as a function of the distance between the vehicles. Our results confirm that it is possible to maintain the PRR very close to 1 (a critical pre-requisite for most safety-related vehicular services) even at large distance, when using MCS 0. In turn, the additional signal attenuation experienced at 60 GHz due to oxygen absorption (as severe as 15 dB/km) makes the PRR decrease significantly compared to the 28 GHz configuration. This performance gap is particularly evident when the vehicles communicate using MCS 28 (e.g.,

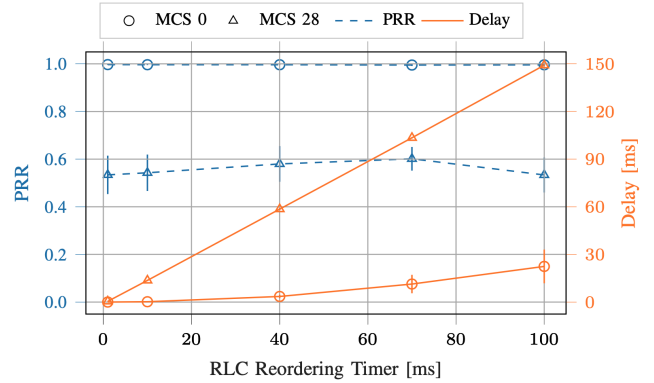


Fig. 3: PRR and delay vs. the RLC reordering timer, for different values of the MCS.

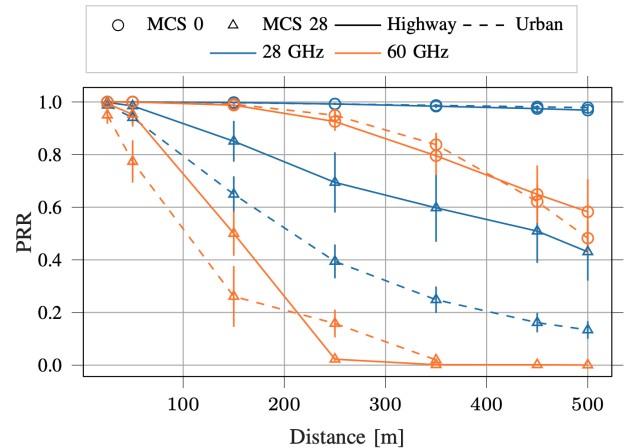


Fig. 4: PRR vs. the relative distance between the two vehicles, for different propagation environments (urban and highway), and different values of the MCS and carrier frequency.

in the highway scenario, the PRR is almost 14 times lower when considering 60 GHz transmissions at 500 m). Finally, it is interesting to notice that, despite the oxygen absorption, the PRR obtained in the highway environment at 60 GHz is higher than in the urban environment at 28 GHz, as long as the

distance between the two vehicles is below 250 m. For larger values of the distance, instead, the PRR drops to almost 0.

V. CONCLUSIONS AND FUTURE WORK

This work provided an overview of the ongoing standardization activities for vehicular communications at mmWaves, showing similarities and differences between the IEEE 802.11bd and 3GPP NR V2X specifications. In addition, we detailed the main challenges related to high-frequency operations considering the whole protocol stack. Finally, we presented a preliminary end-to-end performance evaluation of a mmWave V2V communication system, considering different propagation environment, MCS configurations and carrier frequencies. As future work, we plan to evolve our end-to-end simulator following the guidelines from standardization bodies. Furthermore, we intend to use this simulator to design novel solutions to overcome the challenges posed in Section III, and to evaluate the overall system performance.

REFERENCES

- [1] M. Boban, A. Kousaridas, K. Manolakis, J. Eichinger, and W. Xu, "Connected roads of the future: Use cases, requirements, and design considerations for vehicle-to-everything communications," *IEEE Vehicular Technology Magazine*, vol. 13, no. 3, pp. 110–123, July 2018.
 - [2] IEEE, "802.11 NGV proposed PAR," Study Group on 802.11bd (TGbd) 802.11-18/0861r8, May 2019.
 - [3] 3GPP, "Study on NR Vehicle-to-Everything (V2X)," TR 38.885, March 2019.
 - [4] M. Drago, T. Zugno, M. Polese, M. Giordani, and M. Zorzi, "MilliCar – An ns-3 Module for mmWave NR V2X Networks," *to be presented at the Workshop on ns-3*, 2020. [Online]. Available: <https://arxiv.org/abs/2002.10347>
 - [5] M. Giordani, A. Zanella, and M. Zorzi, "Millimeter wave communication in vehicular networks: Challenges and opportunities," in *6th International Conference on Modern Circuits and Systems Technologies (MOCAST)*, May 2017.
 - [6] H. Wymeersch, G. Seco-Granados, G. Destino, D. Dardari, and F. Tufvesson, "5G mmWave positioning for vehicular networks," *IEEE Wireless Communications*, vol. 24, no. 6, pp. 80–86, Dec 2017.
 - [7] G. Naik, B. Choudhury, and J. Park, "IEEE 802.11bd 5G NR V2X: Evolution of Radio Access Technologies for V2X Communications," *IEEE Access*, vol. 7, pp. 70 169–70 184, May 2019.
 - [8] IEEE, "PHY Numerology Discussions," Study Group on 802.11bd (TGbd) 802.11-19/0686, May 2019.
 - [9] —, "OCB for 60 GHz V2X," Study Group on 802.11bd (TGbd) 802.11-19/1162, July 2019.
 - [10] 3GPP, "NR Sidelink enhancement," RP-193231, 2019.
 - [11] 3GPP, "Study on evaluation methodology of new Vehicle-to-Everything (V2X) use cases for LTE and NR," TR 37.885, Dec. 2018.
 - [12] M. Giordani, M. Polese, A. Roy, D. Castor, and M. Zorzi, "A Tutorial on Beam Management for 3GPP NR at mmWave Frequencies," *IEEE Communications Surveys & Tutorials*, vol. 21, no. 1, pp. 173–196, Firstquarter 2019.
 - [13] X. You, D. Wang, B. Sheng, X. Gao, X. Zhao, and M. Chen, "Cooperative distributed antenna systems for mobile communications [Coordinated and Distributed MIMO]," *IEEE Wireless Communications*, vol. 17, no. 3, pp. 35–43, June 2010.
 - [14] P. Kumari, J. Choi, N. González-Prelcic, and R. W. Heath, "IEEE 802.11ad-Based Radar: An Approach to Joint Vehicular Communication-Radar System," *IEEE Transactions on Vehicular Technology*, vol. 67, no. 4, pp. 3012–3027, April 2018.
 - [15] S. H. Ali Shah, S. Aditya, S. Dutta, C. Slezak, and S. Rangan, "Power Efficient Discontinuous Reception in THz and mmWave Wireless Systems," in *IEEE 20th International Workshop on Signal Processing Advances in Wireless Communications (SPAWC)*, 2019.
- Tommaso Zugno** [S'19] received his B.Sc. (2015) and M.Sc. (2018) in Telecommunication Engineering from the University of Padova, Italy. From May to October 2018 he was a Postgraduate researcher with the Department of Information Engineering, University of Padova, under the supervision of Prof. Michele Zorzi. Since October 2018 he has been a Ph.D. student at the same university. His research focuses on protocols and architectures for 5G mmWave networks.
- Matteo Drago** [S'19] received his B.Sc. (2016) and M.Sc. (2019) in Telecommunication Engineering from the University of Padova, Italy. Since October 2019, he has been a Ph.D. Student at the University of Padova, under the supervision of Prof. Michele Zorzi. He visited Nokia Bell Labs, Dublin, in 2018, working on QoS provisioning in 60 GHz networks. His research interests are in the study of the next generation of vehicular and millimeter-wave networks.
- Marco Giordani** [M'20] was a Ph.D. student in Information Engineering at the University of Padova, Italy (2016-2019), where he is now a postdoctoral researcher and adjunct professor. He visited NYU and TOYOTA Infotechnology Center, Inc., USA, in 2016 and 2018, respectively. In 2018 he received the "Daniel E. Noble Fellowship Award" from the IEEE Vehicular Technology Society. His research focuses on protocol design for 5G/6G cellular and vehicular networks.
- Michele Polese** [M'20] is a research scientist at Northeastern University, Boston. He obtained his Ph.D. from the University of Padova, Italy, in 2020, where he also was a postdoctoral researcher and adjunct professor. He visited NYU, AT&T Labs, and Northeastern University. His research focuses on protocols and architectures for future wireless networks.
- Michele Zorzi** [F'07] is a Professor at the Information Engineering Department of the University of Padova, focusing on wireless communications research. He was Editor-in-Chief of IEEE Wireless Communications from 2003 to 2005, IEEE Transactions on Communications from 2008 to 2011, and IEEE Transactions on Cognitive Communications and Networking from 2014 to 2018. He served ComSoc as a Member-at-Large of the Board of Governors from 2009 to 2011, as Director of Education and Training from 2014 to 2015, and as Director of Journals from 2020 to 2021.