

ANUBIS: Proposal to search for long-lived neutral particles in CERN service shafts

Martin Bauer*

Department of Physics, University of Durham

Oleg Brandt (corresponding author)[†]

Cavendish Laboratory, University of Cambridge

Lawrence Lee[‡]

Department of Physics, Harvard University

Christian Ohm[§]

KTH Royal Institute of Technology and Oskar Klein Centre

Long-lived particles are predicted by many extensions of the Standard Model and have been gaining interest in recent years. In this Letter we present a competitive proposal that substantially extends the sensitivity in lifetime by instrumenting the existing service shafts above the ATLAS or CMS experiments with tracking stations. For scenarios with electrically neutral long-lived particles with $m \gtrsim 1$ GeV, the lifetime reach is increased by 2-3 orders of magnitude compared to currently operating and approved future experiments at the LHC. A detector design proposal is outlined along with projected costs.

I. Introduction

The Standard Model (SM) is one of the most accurate scientific theories ever devised and has passed decades of experimental tests. Yet, there are many fundamental questions that can not be answered without physics beyond the SM (BSM). This includes the nature of dark matter, neutrino masses, the origin of the matter-antimatter asymmetry, a theory of quantum gravity, and the puzzling unnaturalness of the electroweak scale. Many proposed theoretical scenarios that address these questions predict particles with long lifetimes on the scale of typical collider experiments [1, 2]. In recent years, a number of dedicated experiments have been proposed to search for such long-lived particles (LLPs) with $c\tau \gtrsim 5$ m, where τ denotes the mean proper lifetime.

New beam-dump experiments such as SHiP could provide orders of magnitudes better sensitivity to their target models compared to their predecessors [3]. While SHiP would require dedicated operation with the 400 GeV SPS beam, various proposals to utilize the Large Hadron Collider (LHC) beams without interference with the LHC physics program have been put forward. The recently approved FASER detector with a volume of ~ 1 m³ will be installed 480 m downstream from the ATLAS interaction point [4, 5]; MATHUSLA is a proposed large-scale surface detector instrumenting $\sim 8 \times 10^5$ m³ above ATLAS or CMS; and CODEX-b is a proposed $\sim 10^3$ m³ detector to be installed in the LHCb cavern [6]. AL3X proposes to search for LLPs using a cylindrical ~ 900 m³ detector inside the L3 magnet and the time-projection chamber of the ALICE experiment [7]. Dedicated experiments for LLPs with exotic electromagnetic charges

include MilliQan [8], searching for millicharged particles in the drainage gallery of CMS, and MoEDAL [9], looking for highly ionizing particles like magnetic monopoles at LHCb alongside MAPP [10]. Timing information can be explored at ATLAS and CMS [11, 12].

Among the proposals, beam-dump experiments like SHiP and on-axis collider experiments like FASER target LLPs produced in decays of particles with masses $m \lesssim 1$ GeV. By contrast, off-axis experiments with a sizeable solid angle coverage such as MATHUSLA are imperative to efficiently probe for LLPs with $c\tau \gtrsim 5$ m produced in decays of heavy particles like the Higgs [13, 14].

In this Letter, we propose to complement and extend the exciting off-axis LLP search programme by taking advantage of the 18 m diameter, 56 m long PX14 installation shaft of the ATLAS experiment. The detector structure, *AN Underground Belayed In-Shaft search experiment* (ANUBIS), would consist of a number of tracking stations belayed into the shaft and affixed to its walls, instrumenting approximately 15,000 m³ with dedicated LLP detectors. Using the existing infrastructure of the PX14 shaft yields acceptance for a wide range of LLP lifetimes while maintaining competitive installation and operation costs. In this proof-of-concept study we make a concrete design proposal for ANUBIS, discuss the possible detector technologies and approximate cost estimates, and compare the expected sensitivity reach to that of the ATLAS and the proposed MATHUSLA experiments for a benchmark model with exotic Higgs boson decays into LLPs.

II. The ANUBIS Detector Concept

A main challenge when designing dedicated detectors for LLPs with $c\tau \gtrsim 5$ m at off-axis experiments are the costs associated with the large detector volume needed to achieve sufficiently large solid-angle coverage and decay

* martin.m.bauer@durham.ac.uk

[†] obrandt@hep.phy.cam.ac.uk

[‡] lawrence.lee.jr@cern.ch

[§] chohm@kth.se

volume acceptance. The central idea of ANUBIS is to dramatically reduce the cost by repurposing the existing PX14 installation shaft of the ATLAS experiment, which is not used during regular LHC operation. In addition to essentially eliminating the costs for civil engineering, another major advantage is the combination of ANUBIS' large volume, projective orientation, and the adjacency to the ATLAS experiment. The combination of these factors gives rise to orders of magnitude larger acceptance compared to other proposals for a significant range of lifetimes. Furthermore, the possibility to synchronize and fully integrate ANUBIS with ATLAS is a major advantage. This would result in a continuous tracking volume that extends from the interaction point to the top of the shaft at a distance of approximately 80 m, providing LLP lifetime sensitivity to $0 < c\tau/m < 10^6$. Besides providing useful handles to control backgrounds, the extended continuous tracking volume of ANUBIS increases the sensitivity to reconstruct both displaced vertices from collinear pair-production of low-mass LLPs. Furthermore, full integration of ANUBIS with ATLAS would allow ANUBIS to trigger the readout of ATLAS, which is technically feasible given the ATLAS Level 0 trigger latency of $10 \mu\text{s}$ at the HL-LHC [15]. The view from the surface down the PX14 shaft is shown in Fig. 1, together with the coordinate system used throughout this Letter.

In summary, the existing geometry is close to optimal in terms of sensitivity to LLP phenomena produced at high transverse momenta p_T , and practically eliminates the need for major civil engineering. It is particularly noteworthy that the main access shaft of the CMS detector, PX56, and the secondary ATLAS access shaft, PX16, provide similar opportunities for alternative or additional experimental setups.

To fully exploit the physics potential of the large decay volume, the ANUBIS detector concept consists of instrumenting the PX14 shaft with four Tracking Stations (TS) spaced 18.5 m apart from each other, providing a uniform coverage of the detector volume. The geometric TS layout in the (x, z) plane perpendicular to the shaft axis is shown in Fig. 2. To maximize the geometric acceptance, the TS are round and concentric with the shaft cross section, except for the region $x > -7$ m to avoid the pipework shown in Fig. 1. This setup results in a cross-sectional area of 230 m^2 per TS. Each TS is belayed individually into the shaft from the surface using four steel ropes peripherally attached to the internal support structure of the TS. This technical solution has minimal civil engineering costs and provides maximum flexibility for the operation of the ATLAS detector: the TSs of ANUBIS would be extracted and stored at the surface during long technical shutdown periods of the LHC to allow access through the PX14 shaft, and belayed back into position, the TSs are stabilized within the shaft using cams. The TSs are then connected to the remainder of the ANUBIS detector infrastructure that is in turn in-




FIG. 1. View from the surface down the 92 m deep and 18 m wide main shaft PX14 of the ATLAS Experiment. The approximate location of the interaction region is indicated by the cross. Photo courtesy of CERN.

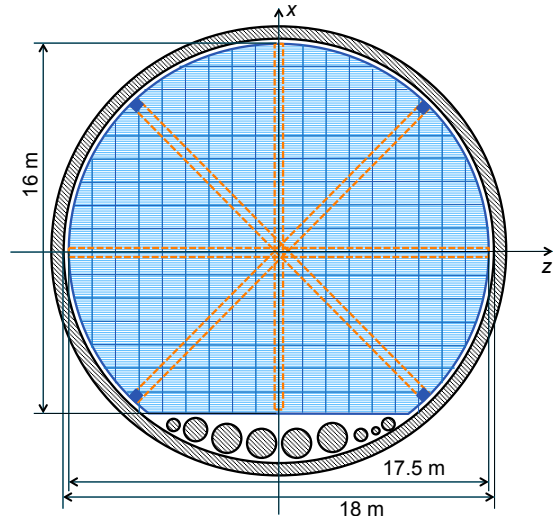


FIG. 2. One of the four tracking stations (TS) of ANUBIS in the (x, z) plane. The shaft walls and the ATLAS cavern pipework are shown in gray, the TS in blue, the support structure of the TS in orange. The TS comprises $1 \times 1 \text{ m}^2$ units shown in Fig. 4 indicated by the squares.

terfaced to ATLAS. The advantage of using cams is that the TSs can be quickly extracted after disconnecting from services in an emergency.

III. Performance specifications of ANUBIS

The choice of the tracking detector technology and design discussed in Sect. V are determined by precise vertex resolution in space-time, which is needed to eliminate

TABLE I. Required performance specifications for ANUBIS.

Parameter	Specification
Time resolution	$\delta t \lesssim 0.5$ ns
Angular resolution	$\delta\alpha \lesssim 0.01$ rad
Spatial resolution	$\delta x, \delta z \lesssim 0.5$ cm
Per-layer hit efficiency	$\varepsilon \gtrsim 98\%$

backgrounds while maintaining a high signal efficiency. The required performance specifications for ANUBIS are summarized in Table I and are discussed below.

- The hit time resolution should be $\delta t < 0.5$ ns or better to eliminate backgrounds from secondary particles produced in interactions with upstream TSs, shaft walls, and cosmic rays. For $\beta = 1$, $\delta t = 0.5$ ns translates into a resolution of $\delta y_{DV} \approx 15$ cm of the displaced vertex (DV) location along the shaft axis y . A precise knowledge of y_{DV} ensures that the DV candidates are located in the fiducial region, i.e., the air-filled space between the TSs.

Moreover, $\delta t < 0.5$ ns allows for the measurement of deviations of β from unity for charged particles traversing several TSs. When combined with the proposed spatial resolution, this opens the possibility of a velocity measurement.

- The resolution on the angle α between a particle track and the y axis defines the reach of ANUBIS at low LLP masses m_{LLP} . This is a purely kinematic requirement: the opening angle ω between particles from a two-body LLP decay is inversely proportional to their average boost $\frac{m_{med}}{2m_{LLP}}$, where m_{med} is the mass of the mediator decaying into a pair of LLPs. Thus, $m_{LLP} \approx \frac{1}{2}m_{med} \cdot \omega$. Assuming a Higgs portal scenario with $m_{med} \approx 100$ GeV and considering $\delta\omega \approx \sqrt{2} \cdot \delta\alpha$ for a symmetric LLP decay into a fermion-antifermion pair, a precision of $\delta\alpha \lesssim 0.01$ rad would allow for sensitivity to $m_{LLP} \gtrsim 0.5$ GeV, i.e., just above the K_L mass. For smaller $\delta\alpha$, ANUBIS gains sensitivity to smaller m_{LLP} values. The assumption of a two-body decay is conservative, as DVs with higher charged particle multiplicities are experimentally easier to identify.
- The spatial resolution in the TS plane (x, z) is directly connected to the required angular resolution. Assuming two hits and a lever arm of 1 m corresponding to the TS depth, $\delta\alpha \lesssim 0.01$ rad translates into $\delta x = \delta z \lesssim \delta\alpha \cdot 2 \text{ m} = 5$ mm. Smaller values of δx and δz result in increased sensitivities to smaller m_{LLP} .
- The efficiency of capturing a signal from potential LLP decays and of rendering SM backgrounds negligible is defined by the efficiency to identify hits. To achieve a per-TS efficiency of 95% or better, a

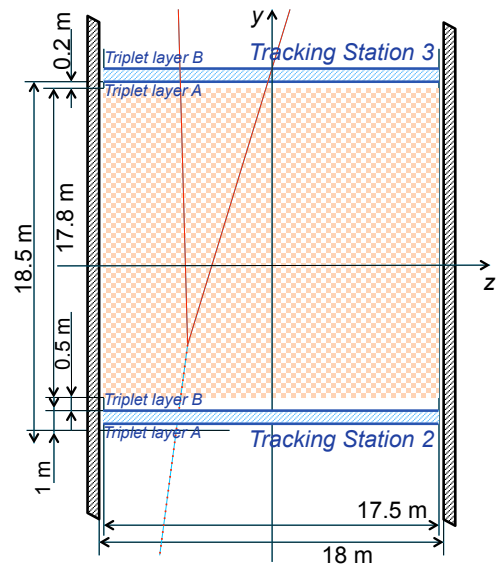


FIG. 3. Cross section of the PX14 ATLAS shaft in the (y, z) plane with two representative TSs. The shaft walls are indicated in hatched gray, the TSs in shaded blue, and the fiducial region in checkered orange. The layers of both TSs are shown in solid blue, and a potential LLP decay into a pair of muons is sketched in red.

per-layer hit efficiency of $\varepsilon \gtrsim 98\%$ is required assuming two layers per TS.

The performance specifications discussed above can be met if each TS nominally consists of two layers of tracking detectors spaced one meter apart along the y axis, providing a lever arm for track reconstruction that is one meter or longer. A cross-section of the shaft in the (y, z) plane with two representative TSs is shown in Fig. 3.

Calibration of the detector's spatial and temporal measurements is feasible using the copious source of muons from LHC collisions as well as muons from cosmic rays.

IV. Backgrounds

ANUBIS is expected to be an almost background-free experiment. One experimental challenge stems from backgrounds from neutral long-lived SM particles like the n or K_L decaying or scattering off of air atoms inside the fiducial volume. The yield of high- p_T neutral particles within the ANUBIS acceptance is dramatically reduced by the ATLAS detector, primarily by its calorimeters that account for about 10 nuclear interaction lengths [16]. In contrast to the lead plug considered for CODEX-b [6], the ATLAS calorimetry constitutes an active veto that exploits the fact that high- p_T neutral particles are typically produced in association with energetic jets of other hadrons. Applying ATLAS calorimeter isolation requirements for LLP decay candidates following the technique outlined in Ref. [17, 18] is predicted to practically elim-

inate collision backgrounds within the ANUBIS acceptance. This can be further improved upon by considering tracks reconstructed in the ATLAS muon spectrometer in the isolation requirements. This active veto is easily provided by using LLP candidate events in ANUBIS to trigger the readout of the ATLAS detector, further demonstrating the physics opportunity of a full integration with the ATLAS trigger infrastructure. Backgrounds from cosmic rays can be effectively vetoed using timing and directionality requirements assuming the performance specifications in Table I. Beam-induced backgrounds like beam-gas and beam-collimator collisions are negligible for ANUBIS given its position and orientation. Finally, backgrounds from decays of quasi-thermal neutrons [19] are negligible since the momenta of their decay products are only about 1 MeV, resulting in a quick absorption.

V. The ANUBIS Detector Technology and Cost Estimate

With four TSs that are expected to provide good physics performance at acceptable costs, the total instrumented area of ANUBIS is about $2.3 \times 10^3 \text{ m}^2$, assuming $1 \times 1 \text{ m}^2$ unit cells with a 5 cm stashed overlap, resulting in a total instrumented area of $2 \times 290 \text{ m}^2 = 580 \text{ m}^2$ per TS. Given the large scale of ANUBIS, its performance specifications summarized in Table I can be met cost-effectively using Resistive Place Chamber (RPC) technology, in particular the BIS78 RPCs to be installed at ATLAS in 2020. They feature a triplet of layers, nominally providing three two-dimensional hit coordinates [20], resulting in a time resolution of 0.4 ns combined with a spatial resolution of 0.1 cm using analog readout [20–22].

Considering the production yield, BIS78 RPCs from a commercial supplier cost $3.1 \text{ k€}/\text{m}^2$ [23], including mechanics, gas gap, strips, and front-ends. This translates into a total RPC cost of about 7.2 M€ for ANUBIS in a configuration with four TSs. The weight of the RPC modules is $50 \text{ kg}/\text{m}^2$ [23], resulting in about 30 tons per TS. This is well manageable with the existing infrastructure, even if allowing for a very generous factor of five for mechanical support and other infrastructure. The tracking detectors represent the by far dominant cost item, and the total costs of ANUBIS including minor civil engineering, construction, and installation are estimated to be around 10 M€. Alternative detector technologies like finely granulated scintillators may further reduce the costs relative to an RPC-based design.

VI. Sensitivity of ANUBIS

To estimate the reach of ANUBIS, we simulate exotic Higgs boson decays to new long-lived scalars $h \rightarrow ss$ with **MadGraph5** [24] and count the number of particle trajectories that enter the detector volume and decay

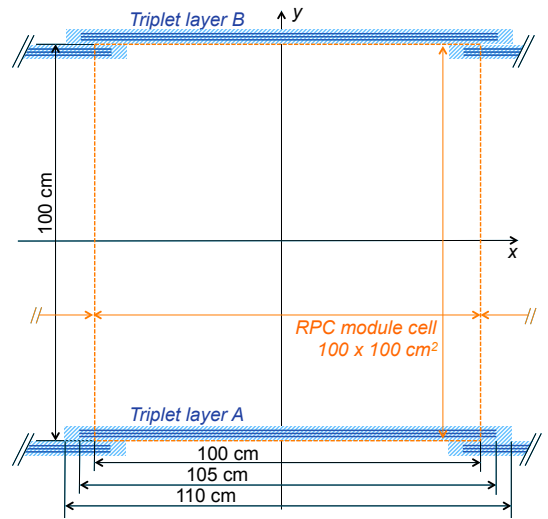


FIG. 4. Side-view in the (x, y) plane of one of the $1 \times 1 \text{ m}^2$ RPC module cell units composing the ANUBIS tracking stations. The unit consists of two RPC layers A and B (shaded blue) with three detection layers each.

before they penetrate at least one TS. We consider four equidistant TSs and conservatively neglect events reconstructed by the first, least shielded TS. In Fig. 5 we compare the projected sensitivity reach of ANUBIS using 3 ab^{-1} to the $10 \times 10 \times 10 \text{ m}$ with 300 fb^{-1} as well as $20 \times 10 \times 10 \text{ m}$ with 1 ab^{-1} scenarios of CODEX-b [6], to the $200 \times 200 \times 20 \text{ m}^3$ version of MATHUSLA [13] using 3 ab^{-1} , and to the limit set by ATLAS [18]. The projections are shown for LLP masses $m_s = 5, 10$ and 40 GeV . ANUBIS surpasses the standard CODEX-b scenario in the entire relevant phase space, outperforms MATHUSLA for LLPs with $c\tau \lesssim 10 \text{ m}$, and extends the reach of ATLAS by many orders of magnitude at $c\tau \gtrsim 1 \text{ m}$.

In addition, we consider a conservative scenario with an expected background at the same level as the ATLAS muon spectrometer search [18], while all other specifications remain unchanged. In this scenario, about 50 signal events have to be collected for evidence of new physics. This requirement increases the $Br(h \rightarrow ss)$ evidence threshold by only one order of magnitude, cf. Fig. 5. We also study a moderately optimistic scenario that is identical to the standard one above except that the decay volume starts at the outer edge of the ATLAS Muon Spectrometer (i.e. $\approx 10 \text{ m}$ away from the interaction point), and we assume that backgrounds can be brought under control in this region. In this case the discovery reach for LLP scenarios with $c\tau \lesssim 100 \text{ m}$ is significantly extended, cf. Fig. 5.

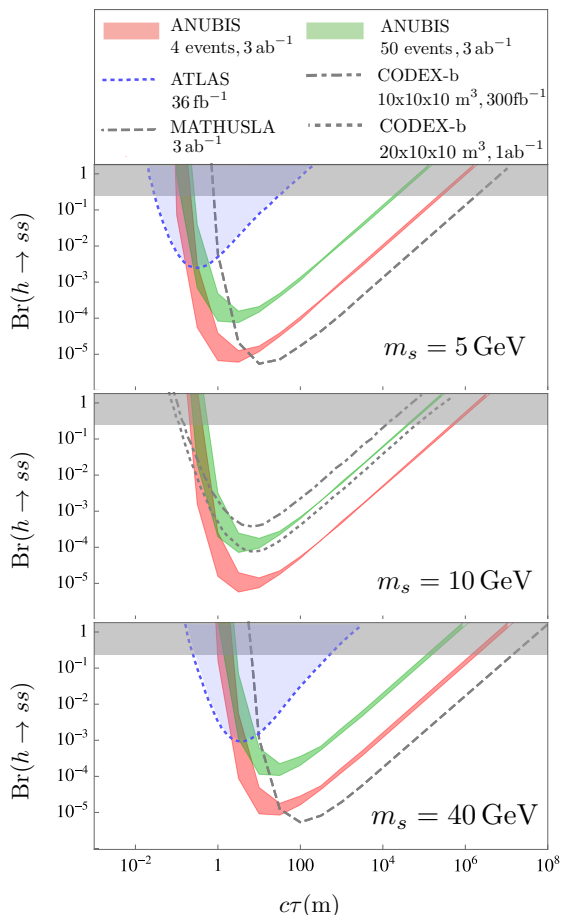


FIG. 5. Projected sensitivity of ANUBIS, CODEX-b [6], and MATHUSLA [13] for LLPs for Higgs decays $h \rightarrow ss$ with different LLP masses $m_s = 5, 10$ and 40 GeV at the HL-LHC with a center-of-mass energy of 14 TeV. The projections “ANUBIS 4 events” and “ANUBIS 50 events” are given for a standard and a conservative scenario assuming respectively 4 and 50 events for sensitivity. The impact of extending the ANUBIS decay volume up to the ATLAS muon spectrometer is indicated by the filled area. The gray parameter space is excluded by the existing constraints on invisible Higgs decays [25, 26]. The region excluded by a dedicated Higgs portal LLP search with ATLAS is shown for comparison [18].

VII. Conclusion and Outlook

Long-lived particles arise naturally in many extensions of the SM, including scenarios with Dark Sectors. In this Letter, we highlight a yet unexplored and unique opportunity to close the present gap in sensitivity for mean proper lifetimes greater than $c\tau > 10^2$ m for $m_{\text{LLP}} > 1$ GeV, at a modest cost, by instrumenting the existing service shafts of the ATLAS or CMS experiments with a series of tracking stations.

We outline a proposal for the ANUBIS detector, describe its main features, specify its performance requirements, and demonstrate its advantages by providing sensitivity and cost estimates. ANUBIS is expected to sub-

stantially extend the sensitivity of ATLAS and CMS, surpass CODEX-b, and provide a sensitivity similar to that of MATHUSLA. However, the total instrumented area of ANUBIS of $2,320 \text{ m}^2$ corresponds to about 1% of MATHUSLA’s, while its total costs are estimated at $\approx 10 \text{ M€}$, which is a small fraction of some proposals.

We stress that, even though our proposal is made specifically for the PX14 ATLAS shaft, the idea of ANUBIS is equally applicable to both ATLAS and CMS. Alternative detector technologies, such as finely granulated scintillators, can be used and may well further reduce the total costs of ANUBIS relative to this proposal.

To demonstrate the feasibility of the project, we propose the construction of two $1 \times 1 \text{ m}^2$ tracking station unit prototypes to be suspended at the bottom and top of the PX14 shaft for Run 3 of the LHC. These demonstration units would allow for a better understanding of the detector and readout implementations, mechanical engineering needs, and background levels of ANUBIS.

The unique opportunity of large, pre-excavated spaces close to the ATLAS and CMS interaction points must be explored in order to fully exploit the discovery potential of the LHC – the only apparatus capable of copiously producing new particles above the electroweak scale in a laboratory. No discovery opportunities should be left unexplored.

Acknowledgments

We would like to thank the U. of Naples particle physics group for their hospitality during the ATLAS Exotics workshop where key parameters of this idea were fleshed out. We would also like to thank Giulio Aielli, Jamie Boyd, Chip Brock, Andrea Coccaro, Umberto De Sanctis, Lars Henkelmann, Felix Kling, Christopher Lester, Jianming Qian, Patrick Rieck, and Tova Holmes for the fruitful discussions and/or the help with the cost estimate. LL is supported by the US Department of Energy under Grant DE-SC0007881. CO is supported by the Swedish Research Council under Grant 2017-05160.

-
- [1] L. Lee, C. Ohm, A. Soffer, and T.-T. Yu, *Collider Searches for Long-Lived Particles Beyond the Standard Model*, Prog. Part. Nucl. Phys. **106**, 210 (2019), 1810.12602.
- [2] J. Alimena *et al.*, *Searching for Long-Lived Particles beyond the Standard Model at the Large Hadron Collider* (2019), 1903.04497.
- [3] C. Ahdida, R. Albanese, A. Alexandrov, A. Anokhina, S. Aoki, G. Arduini, E. Atkin, N. Azorskiy, J. J. Back, A. Bagulya, *et al.* (SHiP Collaboration), Tech. Rep. CERN-SPSC-2019-010. SPSC-SR-248, CERN, Geneva (2019), URL <https://cds.cern.ch/record/2654870>.
- [4] J. L. Feng, I. Galon, F. Kling, and S. Trojanowski, *Forward Search Experiment at the LHC*, Phys. Rev. **D97**, 035001 (2018), 1708.09389.
- [5] A. Ariga *et al.* (FASER), *FASERs physics reach for long-lived particles*, Phys. Rev. **D99**, 095011 (2019), 1811.12522.
- [6] V. V. Gligorov, S. Knapen, M. Papucci, and D. J. Robinson, *Searching for Long-lived Particles: A Compact Detector for Exotics at LHCb*, Phys. Rev. **D97**, 015023 (2018), 1708.09395.
- [7] V. V. Gligorov, S. Knapen, B. Nachman, M. Papucci, and D. J. Robinson, *Leveraging the ALICE/L3 cavern for long-lived particle searches*, Phys. Rev. **D99**, 015023 (2019), 1810.03636.
- [8] A. Haas, C. S. Hill, E. Izaguirre, and I. Yavin, *Looking for milli-charged particles with a new experiment at the LHC*, Phys. Lett. **B746**, 117 (2015), 1410.6816.
- [9] J. Pinfold *et al.* (MoEDAL), *Technical Design Report of the MoEDAL Experiment* (2009).
- [10] J. Pinfold (MoEDAL), *The MoEDAL Experiment at the LHC - Searching for Physics Beyond the Standard Model*, EPJ Web Conf. **182**, 02096. 7 p (2018), URL <https://cds.cern.ch/record/2675883>.
- [11] A. M. Sirunyan *et al.* (CMS), *Search for long-lived particles using nonprompt jets and missing transverse momentum with proton-proton collisions at $\sqrt{s} = 13$ TeV*, Phys. Lett. **B797**, 134876 (2019), 1906.06441.
- [12] J. Liu, Z. Liu, and L.-T. Wang, *Enhancing Long-Lived Particles Searches at the LHC with Precision Timing Information*, Phys. Rev. Lett. **122**, 131801 (2019), 1805.05957.
- [13] J. P. Chou, D. Curtin, and H. J. Lubatti, *New Detectors to Explore the Lifetime Frontier*, Phys. Lett. **B767**, 29 (2017), 1606.06298.
- [14] D. Curtin *et al.*, *Long-Lived Particles at the Energy Frontier: The MATHUSLA Physics Case* (2018), 1806.07396.
- [15] A. Collaboration, *Technical Design Report for the Phase-II Upgrade of the ATLAS TDAQ System*, CERN-LHCC-2017-020. ATLAS-TDR-029 (2017), URL <https://cds.cern.ch/record/2285584>.
- [16] ATLAS Collaboration (ATLAS), *The ATLAS Experiment at the CERN Large Hadron Collider*, JINST **3**, S08003 (2008).
- [17] A. Coccaro, D. Curtin, H. J. Lubatti, H. Russell, and J. Shelton, *Data-driven Model-independent Searches for Long-lived Particles at the LHC*, Phys. Rev. **D94**, 113003 (2016), 1605.02742.
- [18] M. Aaboud *et al.* (ATLAS), *Search for long-lived particles produced in pp collisions at $\sqrt{s} = 13$ TeV that decay into displaced hadronic jets in the ATLAS muon spectrometer*, Phys. Rev. **D99**, 052005 (2019), 1811.07370.
- [19] V. Hedberg and M. Shupe, *Radiation and induced activation at high luminosity* (2004).
- [20] ATLAS Collaboration, *Technical Design Report for the Phase-II Upgrade of the ATLAS Muon Spectrometer*, CERN-LHCC-2017-017, ATLAS-TDR-026 (2017), URL <https://cds.cern.ch/record/2285580>.
- [21] G. Aielli, R. Cardarelli, L. Han, and Q. Li, *Performance Study of HL-LHC ATLAS RPC Prototype*, talk at RPC 2018 – XIV WORKSHOP ON RESISTIVE PLATE CHAMBERS AND RELATED DETECTORS (2018), URL https://indico.cern.ch/event/644205/contributions/2862274/attachments/1604479/2644691/Performance_Study_of_HL-LHC_ATLAS_RPC_Prototype_.pdf.
- [22] L. Massa, *The Phase-II upgrade of the ATLAS Muon Spectrometer*, ATL-MUON-SLIDE-2018-554 (2018), URL <https://cds.cern.ch/record/2632524>.
- [23] G. Aielli, private communication (2019).
- [24] J. Alwall, R. Frederix, S. Frixione, V. Hirschi, F. Maltoni, O. Mattelaer, H. S. Shao, T. Stelzer, P. Torrielli, and M. Zaro, *The automated computation of tree-level and next-to-leading order differential cross sections, and their matching to parton shower simulations*, JHEP **07**, 079 (2014), 1405.0301.
- [25] A. M. Sirunyan *et al.* (CMS), *Search for invisible decays of a Higgs boson produced through vector boson fusion in proton-proton collisions at $\sqrt{s} = 13$ TeV*, Phys. Lett. **B793**, 520 (2019), 1809.05937.
- [26] M. Aaboud *et al.* (ATLAS), *Combination of searches for invisible Higgs boson decays with the ATLAS experiment*, Phys. Rev. Lett. **122**, 231801 (2019), 1904.05105.
- [27] I. Dawson and V. Hedberg, *Radiation in the USA15 cavern in ATLAS* (2004).

Supplementary material

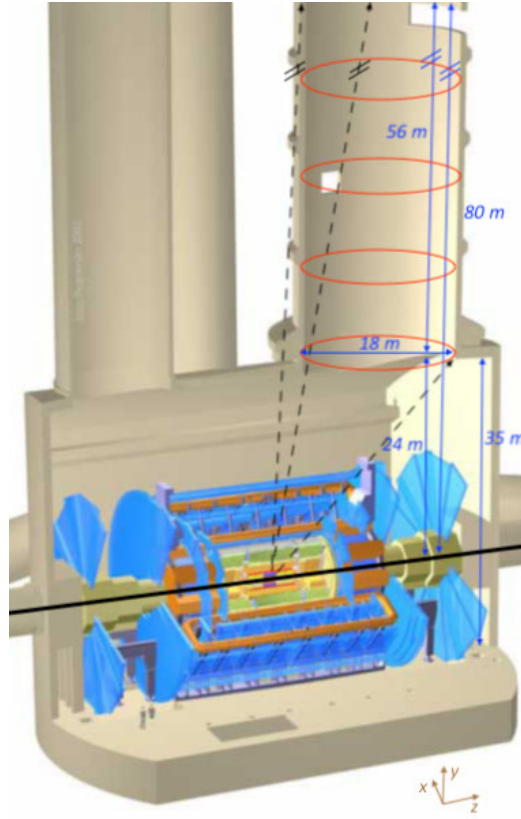


FIG. 6. Schematic view of the UX15 cavern with the ATLAS detector and the access shafts PX16, PM15, and PX14 (from left to right). The beamline is indicated by the solid thick line, while the dimensions of the cavern and the main shaft are shown by the arrows. Potential positions of the ANUBIS tracking stations spaced about 18.5 m apart along the 18 m wide PX14 shaft are indicated by the ellipses. Representative trajectories of LLPs falling within the ANUBIS acceptance are indicated by dashed lines. Figure adapted from Ref. [16].

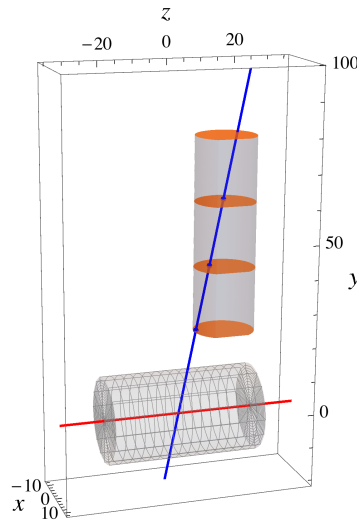


FIG. 7. Geometry of the proposed ANUBIS tracking stations (shown in orange) in the ATLAS installation pit together with an example LLP trajectory from a Higgs decay that would be reconstructed if it decays in the detector volume (blue) and the ATLAS detector with the beam axis shown in red.

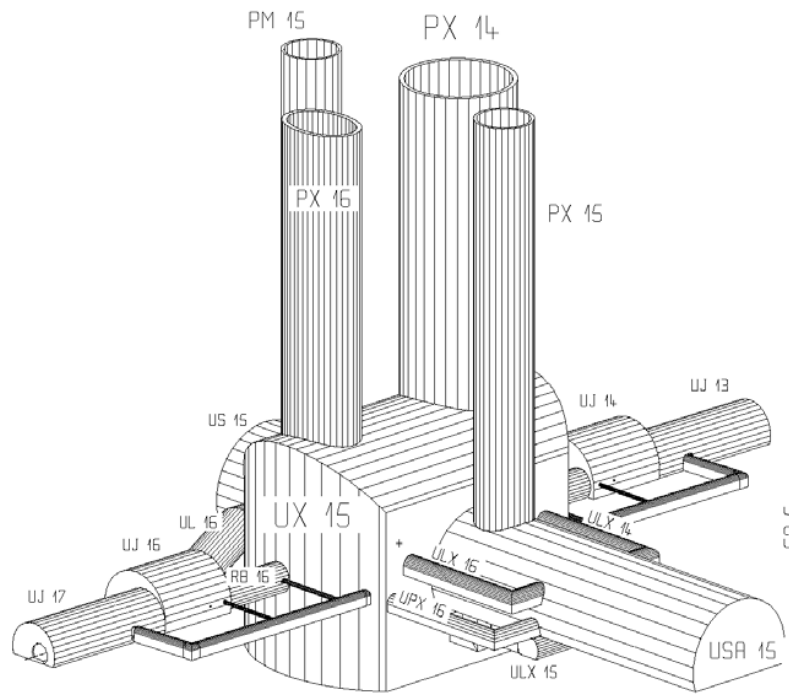


FIG. 8. Layout of the ATLAS cavern with access shafts [27].

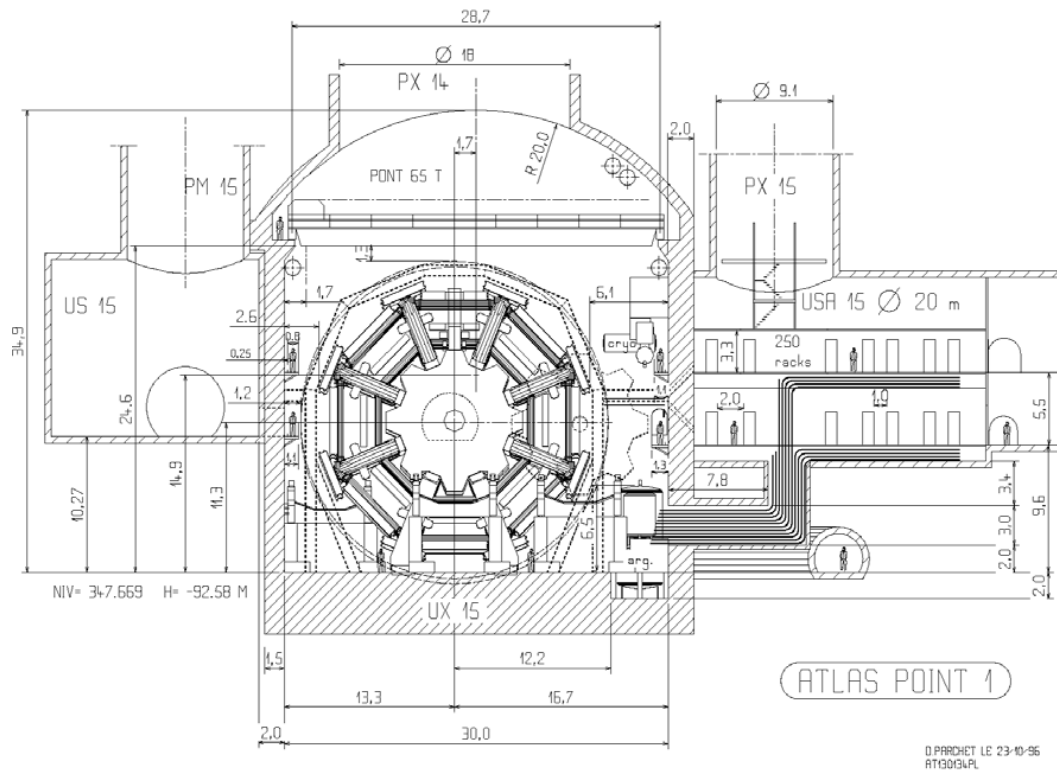


FIG. 9. Cross-section of the ATLAS cavern [27]. Note that the PX14 shaft is exactly centered on ATLAS.