

Lax pairs for edge-constrained Boussinesq systems of partial difference equations

Terry J. Bridgman and Willy Hereman

*Department of Applied Mathematics and Statistics,
Colorado School of Mines, Golden, CO.
e-mail: tbridgma@mines.edu and whereman@mines.edu.*

Abstract

The method due to Nijhoff and Bobenko & Suris to derive Lax pairs for partial difference equations (PΔEs) is applied to edge constrained Boussinesq systems. These systems are defined on a quadrilateral. They are consistent around the cube but they contain equations defined on the edges of the quadrilateral.

By properly incorporating the edge equations into the algorithm, it is straightforward to derive Lax matrices of minimal size. The 3 by 3 Lax matrices thus obtained are not unique but shown to be gauge-equivalent. The gauge matrices connecting the various Lax matrices are presented. It is also shown that each of the Boussinesq systems admits a 4 by 4 Lax matrix. For each system, the gauge-like transformations between Lax matrices of different sizes are explicitly given. To illustrate the analogy between continuous and lattice systems, the concept of gauge-equivalence of Lax pairs of nonlinear partial differential equations is briefly discussed.

The method to find Lax pairs of PΔEs is algorithmic and is being implemented in MATHEMATICA. The Lax pair computations for this chapter helped further improve and extend the capabilities of the software under development.

1 Introduction

As discussed by Hietarinta [16] in volume 1 of this book series, Nijhoff and Capel [27], and Bridgman [9], nonlinear partial “discrete or lattice” equations (PΔEs), arise in various contexts. They appeared early on in papers by Hirota [18] covering a soliton preserving discretization of the direct (bilinear) method for nonlinear PDEs (see, e.g., [19]). In addition, Miura [23] and Wahlquist & Estabrook [34] indirectly contributed to the development of the theory of PΔEs through their work on Bäcklund transformations. A major contribution to the study of PΔEs came from Nijhoff and colleagues [28, 30, 31]. Under the supervision of Capel, the Dutch research group used a direct linearization method and Bäcklund transformations, in connection with a discretization of the plane wave factor, to derive several PΔEs. For a detailed discussion of these methods as well as the seminal classification of scalar PΔEs by Adler *et al.* [5, 6] we refer to recent books on the subject [7, 17, 20, 21, 22].

To settle on notation, let us first consider a single *scalar* PΔE,

$$\mathcal{F}(u_{n,m}, u_{n+1,m}, u_{n,m+1}, u_{n+1,m+1}; p, q) = 0, \quad (1.1)$$

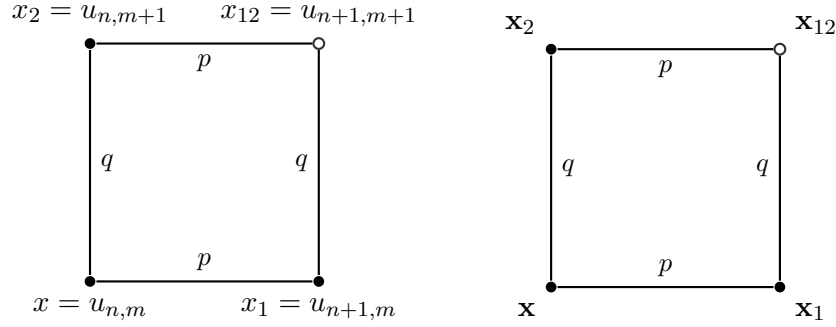


Figure 1: The P Δ E is defined on the simplest quadrilateral (a square).
single equation or scalar case (left), system or vector case (right).

which is defined on a 2-dimensional quad-graph as shown in Fig. 1 (left).

The one field variable $x \equiv u_{n,m}$ depends on lattice variables n and m . A shift of x in the horizontal direction (the one-direction) is denoted by $x_1 \equiv u_{n+1,m}$. A shift in the vertical or two-direction by $x_2 \equiv u_{n,m+1}$ and a shift in both directions by $x_{12} \equiv u_{n+1,m+1}$. Furthermore, the nonlinear function \mathcal{F} depends on the lattice parameters p and q which correspond to the edges of the quadrilateral. In our simplified notation (1.1) is replaced by

$$\mathcal{F}(x, x_1, x_2, x_{12}; p, q) = 0. \quad (1.2)$$

Alternate notations are used in the literature. For instance, many authors denote (x, x_1, x_2, x_{12}) by $(x, \tilde{x}, \hat{x}, \hat{\hat{x}})$ while others use $(x_{00}, x_{10}, x_{01}, x_{11})$.

As a well-studied example, consider the integrable lattice version of the potential Korteweg-de Vries equation [27], written in the various notations:

$$(p - q + u_{n,m+1} - u_{n+1,m})(p + q - u_{n+1,m+1} + u_{n,m}) = p^2 - q^2, \quad (1.3a)$$

$$(p - q + u_{01} - u_{10})(p + q - u_{11} + u_{00}) = p^2 - q^2, \quad (1.3b)$$

$$(p - q + \hat{u} - \tilde{u})(p + q - \hat{\hat{u}} + u) = p^2 - q^2, \quad (1.3c)$$

or, in the notation used throughout this chapter,

$$(p - q + x_2 - x_1)(p + q - x_{12} + x) = p^2 - q^2. \quad (1.3d)$$

When dealing with systems of P Δ Es, instead of having one field variable $u_{n,m}$, there are multiple field variables, e.g., $u_{n,m}, v_{n,m}$, and $w_{n,m}$, which we will denote by x, y, z . Consequently, the scalar equation (1.2) is replaced by a multi-component system involving a *vector* function \mathcal{F} which depends on field variable $\mathbf{x} \equiv (x, y, z)$ and its shifts denoted by $\mathbf{x}_1, \mathbf{x}_2$, and \mathbf{x}_{12} . Again, we restrict ourselves to equations defined on the quadrilateral depicted in Fig. 1 (right) which is the “vector” version of the figure on the left. We assume that the initial values (indicated by solid circles) for \mathbf{x}, \mathbf{x}_1 and \mathbf{x}_2 can be specified and that the value of \mathbf{x}_{12} (indicated by

an open circle) can be uniquely determined. To achieve this we require that \mathcal{F} is *affine linear* (multi-linear) in the field variables. Eq. (1.3) is an example of a class [5] of scalar PΔEs which are consistent around the cube, a property that plays an important role in this chapter.

As an example of a system of PΔEs, consider the Schwarzian Boussinesq system [15, 24, 25],

$$zy_1 - x_1 + x = 0, \quad zy_2 - x_2 + x = 0, \quad \text{and} \quad (1.4a)$$

$$(z_1 - z_2)z_{12} - \frac{z}{y}(py_1z_2 - qy_2z_1) = 0, \quad (1.4b)$$

where, for simplicity of notation, p^3 and q^3 were replaced with p and q , respectively. Eq. (1.4b) is relating the four corners of the quadrilateral. Both equations in (1.4a) are not defined on the full quadrilateral. Each is restricted to a single edge of the quadrilateral. The first equation is defined on the edge connecting \mathbf{x} and \mathbf{x}_1 ; the second on the edge connecting \mathbf{x} and \mathbf{x}_2 .

As we will see in Section 3.1, equations like (1.3) and (1.4) are very special. Indeed, they are multi-dimensionally consistent; a property which is inherently connected to the existence and derivation of Lax pairs.

As in the case of nonlinear partial differential equations (PDEs), one of the fundamental characterizations of *integrable* nonlinear PΔEs is the existence of a Lax pair, i.e., an associated matrix system of two *linear* difference equations for an auxiliary vector-valued function. The original nonlinear PΔE then arises by expressing the compatibility condition of that linear system via a commutative diagram.

Lax pairs for PΔEs first appeared in work by Ablowitz and Ladik [3, 4] for a discrete nonlinear Schrödinger equation, and subsequently in [30] for other equations. The existence (and construction) of a Lax pair is closely related to the so-called *consistency around the cube* (CAC) property which was (much later) proposed independently by Nijhoff [26] and Bobenko and Suris [6]. CAC is a special case of *multi-dimensional consistency* which is nowadays used as a key criterion to define integrability of PΔEs.

In contrast to the PDE case, there exists a straightforward, algorithmic approach to derive Lax pairs [6, 26] for scalar PΔEs that are consistent around the cube, i.e., 3D consistent. The algorithm was presented in [9, 12] and has been implemented in MATHEMATICA [8].

The implementation of the algorithm for systems of PΔEs [9, 12] is more subtle, in particular, when edge equations are present in the systems. In the latter case, the algorithm produces gauge equivalent Lax matrices which depend on the way the edge constraints are dealt with. As illustrated for (1.4), incorporating the edge constraints into the calculation of Lax pairs produces 3 by 3 matrices. Not using the edge constraints also leads to valid Lax pairs involving 4 by 4 matrices which are gauge-like equivalent with their 3 by 3 counterparts. This was first observed [10] when computing Lax pairs for systems of PΔEs presented in Zhang *et al.* [35]. Using the so-called direct linearization method, Zhang and collaborators have obtained 4 by 4 Lax matrices for generalizations of Boussinesq systems derived by Hietarinta

[15]. In Section 5 we show the gauge-like transformations that connect these Lax matrices with the smaller size ones presented in [9, 10].

To keep the article self-contained, in the next section we briefly discuss the concept of *gauge-equivalent Lax pairs* for nonlinear PDEs and draw the analogy between the continuous and discrete cases. The rest of the chapter is organized as follows. Section 3 has a detailed discussion of the algorithm to compute Lax pairs with its various options. The leading example is the Schwarzian Boussinesq system for which various Lax pairs are computed. The gauge and gauge-like equivalences of these Lax matrices is discussed in Section 4. In Section 5 the algorithm is applied to the generalized Hietarinta systems featured in [35]. A summary of the results is given in Section 6. The chapter ends with a brief discussion of the software implementation and conclusions in Section 7.

2 Gauge equivalence of Lax pairs for PDEs and PΔEs

In this section we show the analogy between Lax pairs for continuous equations (PDEs) and lattice equations (PΔEs). We also introduce the concept of gauge equivalence in both cases.

2.1 Lax pairs for nonlinear PDEs

A completely integrable nonlinear PDE can be associated with a system of linear PDEs in an auxiliary function Φ . The compatibility of these linear PDEs requires that the original nonlinear PDE is satisfied.

Using the matrix formalism described in [2], we can replace a given nonlinear PDE with a linear system,

$$\Phi_x = \mathbf{X}\Phi \quad \text{and} \quad \Phi_t = \mathbf{T}\Phi, \quad (2.1)$$

with vector function $\Phi(x, t)$ and unknown matrices \mathbf{X} and \mathbf{T} . Requiring that the equations in (2.1) are compatible, that is requiring that $\Phi_{xt} = \Phi_{tx}$, readily [14] leads to the (matrix) *Lax equation* (also known as the zero curvature condition) to be satisfied by the *Lax pair* (\mathbf{X}, \mathbf{T}) :

$$\mathbf{X}_t - \mathbf{T}_x + [\mathbf{X}, \mathbf{T}] \doteq \mathbf{0}, \quad (2.2)$$

where $[\mathbf{X}, \mathbf{T}] := \mathbf{X}\mathbf{T} - \mathbf{T}\mathbf{X}$ is the matrix commutator and \doteq denotes that the equation holds for solutions of the given nonlinear PDE. Finding the *Lax matrices* \mathbf{X} and \mathbf{T} for a nonlinear PDE (or system of PDEs) is a nontrivial task for which to date no algorithm is available.

Consider, for example, the ubiquitous Korteweg-de Vries (KdV) equation [1],

$$u_t + \alpha uu_x + u_{xxx} = 0, \quad (2.3)$$

where α is any non-zero real constant. It is well known (see, e.g., [14]) that

$$\mathbf{X} = \begin{bmatrix} 0 & 1 \\ \lambda - \frac{1}{6}\alpha u & 0 \end{bmatrix} \quad (2.4a)$$

and

$$\mathbf{T} = \begin{bmatrix} \frac{1}{6}\alpha u_x & -4\lambda - \frac{1}{3}\alpha u \\ -4\lambda^2 + \frac{1}{3}\alpha \lambda u + \frac{1}{18}\alpha^2 u^2 + \frac{1}{6}\alpha u_{xx} & -\frac{1}{6}\alpha u_x \end{bmatrix} \quad (2.4b)$$

form a Lax pair for (2.3). In this example $\Phi = [\psi \ \psi_x]^T$, where T denotes the transpose, and $\psi(x, t)$ is the scalar eigenfunction of the Schrödinger equation,

$$\psi_{xx} - (\lambda - \frac{1}{6}\alpha u)\psi = 0, \quad (2.5)$$

with eigenvalue λ and potential proportional to $u(x, t)$.

It has been shown [13, p. 22] that if (\mathbf{X}, \mathbf{T}) is a Lax pair, then so is $(\tilde{\mathbf{X}}, \tilde{\mathbf{T}})$ where

$$\tilde{\mathbf{X}} = \mathbf{G}\mathbf{X}\mathbf{G}^{-1} + \mathbf{G}_x\mathbf{G}^{-1} \quad \text{and} \quad \tilde{\mathbf{T}} = \mathbf{G}\mathbf{T}\mathbf{G}^{-1} + \mathbf{G}_t\mathbf{G}^{-1}, \quad (2.6)$$

for an arbitrary invertible matrix \mathbf{G} of the correct size. The above transformation comes from changing Φ in (2.1) into $\tilde{\Phi} = \mathbf{G}\Phi$ and requiring that $\tilde{\Phi}_x = \tilde{\mathbf{X}}\tilde{\Phi}$ and $\tilde{\Phi}_t = \tilde{\mathbf{T}}\tilde{\Phi}$.

In physics, transformations like (2.6) are called *gauge transformations*. Obviously, a Lax pair for a given PDE is not unique. In fact, there exists an infinite number of Lax pairs which are *gauge equivalent* through (2.6).

In the case of the KdV equation, for example using the gauge matrix

$$\mathbf{G} = \begin{bmatrix} -ik & 1 \\ -1 & 0 \end{bmatrix}, \quad (2.7)$$

we see that (2.4) is gauge equivalent to the Lax pair,

$$\tilde{\mathbf{X}} = \begin{bmatrix} -ik & \frac{1}{6}\alpha u \\ -1 & ik \end{bmatrix} \quad (2.8a)$$

and

$$\tilde{\mathbf{T}} = \begin{bmatrix} -4ik^3 + \frac{1}{3}i\alpha k u - \frac{1}{6}\alpha u_x & \frac{1}{3}\alpha (2k^2 u - \frac{1}{6}\alpha u^2 + ik u_x - \frac{1}{2}u_{xx}) \\ -4k^2 + \frac{1}{3}\alpha u & 4ik^3 - \frac{1}{3}i\alpha k u + \frac{1}{6}\alpha u_x \end{bmatrix}, \quad (2.8b)$$

where $\lambda = -k^2$. The latter Lax matrices are complex matrices. However, in (2.8a) the eigenvalue k appears in the diagonal entries which is advantageous if one applies the Inverse Scattering Transform (IST) to solve the initial value problem for the KdV equation.

2.2 Lax pairs for nonlinear PΔEs

Analogous with the definition of Lax pairs (in matrix form) for PDEs, a Lax pair for a nonlinear PΔE is a pair of matrices, (L, M) , such that the compatibility of the linear system,

$$\psi_1 = L\psi \quad \text{and} \quad \psi_2 = M\psi, \quad (2.9)$$

for an auxiliary vector function ψ , requires that the nonlinear PΔE is satisfied. The crux is to find suitable *Lax matrices* L and M so that the nonlinear PΔE can be replaced by (2.9). As shown in the (Bianchi-type) commutative diagram depicted

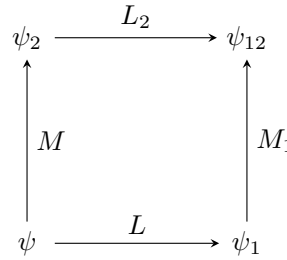


Figure 2: Commutative diagram resulting in the Lax equation.

in Fig. 2, the compatibility of (2.9) can be readily expressed by shifting both sides of $\psi_1 = L\psi$ in the two-direction, i.e., $\psi_{12} = L_2\psi_2 = L_2M\psi$, and shifting $\psi_2 = M\psi$ in the one-direction, i.e., $\psi_{21} = \psi_{12} = M_1\psi_1 = M_1L\psi$, and equating the results. Hence,

$$L_2M - M_1L \doteq 0, \quad (2.10)$$

where \doteq denotes that the equation holds for *solutions* of the PΔE. In other words, the left-hand side of (2.10) should generate the PΔE and not be satisfied automatically as this would result in a “fake” Lax pair. In analogy to (2.2), equation (2.10) is called the Lax equation (or zero-curvature condition).

As in the continuous case, there is an infinite number of Lax matrices, all equivalent to each other under gauge transformations [12]. Specifically, if (L, M) is a Lax pair then so is (\tilde{L}, \tilde{M}) where

$$\tilde{L} = \mathcal{G}_1 L \mathcal{G}^{-1} \quad \text{and} \quad \tilde{M} = \mathcal{G}_2 M \mathcal{G}^{-1}, \quad (2.11)$$

for any arbitrary invertible matrix \mathcal{G} . Gauge transformation (2.11) comes from setting $\tilde{\psi} = \mathcal{G}\psi$ and requiring that $\tilde{\psi}_1 = \tilde{L}\tilde{\psi}$ and $\tilde{\psi}_2 = \tilde{M}\tilde{\psi}$.

Although (2.11) insures the existence of an infinite number of Lax matrices, it does not say how to find \mathcal{G} of any two Lax matrices (which might have been derived with different methods). As we shall see, there are systems of PΔEs with Lax matrices whose gauge equivalence is presently unclear.

3 Derivation of Lax pairs for Boussinesq systems

3.1 Derivation of Lax Pairs for the Schwarzian Boussinesq System

Consistency around the cube

The key idea of multi-dimensional consistency is to (i) extend the planar quadrilateral (square) to a cube by artificially introducing a third direction (with lattice parameter k) as shown in Fig. 3, (ii) impose copies of the same system, albeit with different lattice parameters, on the different faces and edges of the cube, and (iii) view the cube as a three-dimensional commutative diagram for \mathbf{x}_{123} . Although not explicitly shown in Fig. 3, parallel edges carry the same lattice parameter.

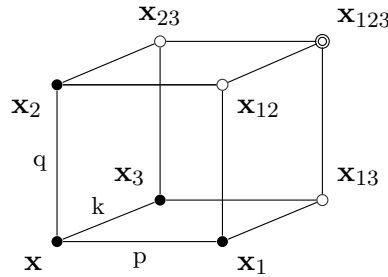


Figure 3: The system of PΔEs holds on each face of the cube.

As shown in Fig. 3, the planar quadrilateral is extended into the third dimension where k is the lattice parameter along the edge connecting \mathbf{x} and \mathbf{x}_3 . Although not explicitly shown in Fig. 3, all parallel edges carry the same lattice parameters.

With regard to (1.4), we impose that the same equations hold on all faces of the cube. The equations on the *bottom* face follow from a rotation of the *front* face along the horizontal axis connecting \mathbf{x} and \mathbf{x}_1 . Therefore, applying the substitutions $\mathbf{x}_2 \rightarrow \mathbf{x}_3$, $\mathbf{x}_{12} \rightarrow \mathbf{x}_{13}$, and $q \rightarrow k$ to (1.4), yields

$$zy_1 - x_1 + x = 0, \quad zy_3 - x_3 + x = 0, \quad \text{and} \quad (3.1a)$$

$$(z_1 - z_3)z_{13} - \frac{z}{y}(py_1z_3 - ky_3z_1) = 0, \quad (3.1b)$$

which visually corresponds to “folding” the front face down into the bottom face.

Likewise, the equations on the *left* face can be obtained via a rotation of the front face along the vertical axis connecting \mathbf{x} and \mathbf{x}_2 (over ninety degrees counterclockwise from a bird’s eye view). This amounts to applying the substitutions $\mathbf{x}_1 \rightarrow \mathbf{x}_3$, $\mathbf{x}_{12} \rightarrow \mathbf{x}_{23}$, and $p \rightarrow k$ to (1.4), yielding

$$zy_3 - x_3 + x = 0, \quad zy_2 - x_2 + x = 0, \quad \text{and} \quad (3.2a)$$

$$(z_3 - z_2)z_{23} - \frac{z}{y}(ky_3z_2 - qy_2z_3) = 0. \quad (3.2b)$$

The equations on the *back* face follow from a shift of (1.4) in the third direction letting $\mathbf{x} \rightarrow \mathbf{x}_3$, $\mathbf{x}_1 \rightarrow \mathbf{x}_{13}$, $\mathbf{x}_2 \rightarrow \mathbf{x}_{23}$, and $\mathbf{x}_{12} \rightarrow \mathbf{x}_{123}$. Likewise, the equations

on the *top* and *right* faces follow from (3.1) and (3.2) by shifts in the two- and one-directions, respectively.

Gathering the equations (from all six faces) yields a system of 15 equations (after removing the three duplicates). For example, the five equations that reside on the *bottom* face (with corners \mathbf{x} , \mathbf{x}_1 , \mathbf{x}_3 , and \mathbf{x}_{13}) are

$$zy_1 - x_1 + x = 0, \quad (3.3a)$$

$$zy_3 - x_3 + x = 0, \quad (3.3b)$$

$$z_3y_{13} - x_{13} + x_3 = 0, \quad (3.3c)$$

$$z_1y_{13} - x_{13} + x_1 = 0, \quad (3.3d)$$

$$(z_1 - z_3)z_{13} - \frac{z}{y}(py_1z_3 - ky_3z_1) = 0, \quad (3.3e)$$

yielding the components of \mathbf{x}_{13} , namely,

$$x_{13} = \frac{x_3z_1 - x_1z_3}{z_1 - z_3}, \quad y_{13} = \frac{x_3 - x_1}{z_1 - z_3}, \quad \text{and} \quad (3.4a)$$

$$z_{13} = \frac{z}{y} \left(\frac{py_1z_3 - ky_3z_1}{z_1 - z_3} \right). \quad (3.4b)$$

Likewise, solving the equations on the front face yields the components of \mathbf{x}_{12} and the equations on the left face yield the components of \mathbf{x}_{23} . The components of \mathbf{x}_{123} can be computed using either the equations on the top face or those on the right or back faces.

Multi-dimensional consistency around the cube of the $P\Delta E$ system requires that one can uniquely determine $\mathbf{x}_{123} = (x_{123}, y_{123}, z_{123})$ and that all expressions coincide, no matter which face is used (or, equivalently, no matter which path along the cube is taken to get to the corner \mathbf{x}_{123}). Using straightforward, yet tedious algebra, one can show [12] that (1.4) is multi-dimensionally consistent around the cube. As discussed in [7], three-dimensional consistency of a system of $P\Delta E$ s establishes its complete integrability for it allows one to algorithmically compute a Lax pair.

Computation of Lax pairs

The derivation of a Lax pair for (1.4) starts with introducing *projective* variables f, g, h, F, G , and H by

$$x_3 = \frac{f}{F}, \quad y_3 = \frac{g}{G}, \quad \text{and} \quad z_3 = \frac{h}{H}. \quad (3.5)$$

Note that the numerators and denominators of (3.4) are linear in x_3, y_3 , and z_3 . The above fractional transformation allows one to make the top and bottom of x_{13}, y_{13} , and z_{13} linear in the projective variables (in the same vein as using fractional transformation to linearize Riccati equations).

Substitution of (3.5) into (3.4) yields

$$x_{13} = \frac{z_1Hf - x_1Fh}{F(z_1H - h)}, \quad y_{13} = -\frac{H(x_1F - f)}{F(z_1H - h)}, \quad \text{and} \quad (3.6a)$$

$$z_{13} = -\frac{z}{y} \left(\frac{kz_1Hg - py_1Gh}{G(z_1H - h)} \right). \quad (3.6b)$$

Achieving the desired linearity requires $F = G = H$. Then, (3.6) becomes

$$x_{13} = \frac{z_1 f - x_1 h}{z_1 F - h}, \quad y_{13} = -\frac{x_1 F - f}{z_1 F - h}, \quad \text{and} \quad (3.7a)$$

$$z_{13} = -\frac{z}{y} \left(\frac{k z_1 g - p y_1 h}{z_1 F - h} \right), \quad (3.7b)$$

with

$$x_3 = \frac{f}{F}, \quad y_3 = \frac{g}{F}, \quad \text{and} \quad z_3 = \frac{h}{F}. \quad (3.8)$$

How one deals with the remaining variables f, g, h , and F , leads to various alternatives for Lax matrices.

3.1.1 The first alternative

Choice 1. Note that the edge equation (3.3b) imposes an additional constraint on (3.8). Indeed, solving (3.3b) for x_3 in terms of y_3 yields

$$x_3 = z y_3 + x. \quad (3.9)$$

Using $x_3 = \frac{f}{F}$ and $y_3 = \frac{g}{F}$ one can eliminate f since $f = xF + zg$. Eqs. (3.8) and (3.7) then become

$$x_3 = \frac{xF + zg}{F}, \quad y_3 = \frac{g}{F}, \quad \text{and} \quad z_3 = \frac{h}{F}, \quad (3.10)$$

and

$$x_{13} = \frac{f_1}{F_1} = \frac{x_1 F_1 + z_1 g_1}{F_1} = \frac{x z_1 F + z z_1 g - x_1 h}{z_1 F - h}, \quad (3.11a)$$

$$y_{13} = \frac{g_1}{F_1} = \frac{(x - x_1)F + zg}{z_1 F - h}, \quad (3.11b)$$

$$z_{13} = \frac{h_1}{F_1} = -\frac{z(k z_1 g - p y_1 h)}{y(z_1 F - h)}, \quad (3.11c)$$

where F, g , and h are independent (and remain undetermined).

Then, (3.11b) and (3.11c) can be split by setting

$$F_1 = t(z_1 F - h), \quad (3.12a)$$

$$g_1 = t((x - x_1)F + zg), \quad (3.12b)$$

$$h_1 = t\left(-\frac{z}{y}(k z_1 g - p y_1 h)\right), \quad (3.12c)$$

where $t(\mathbf{x}, \mathbf{x}_1; p, k)$ is a scalar function still to be determined. One can readily verify that (3.11a) is identically satisfied.

If we define $\psi_a := [F \ g \ h]^T$, then $(\psi_a)_1 = [F_1 \ g_1 \ h_1]^T$, we can write (3.12) in matrix form $(\psi_a)_1 = L_a \psi_a$, with

$$L_a = t L_{a,\text{core}} := t \begin{bmatrix} z_1 & 0 & -1 \\ x - x_1 & z & 0 \\ 0 & -\frac{kzz_1}{y} & \frac{pzy_1}{y} \end{bmatrix}. \quad (3.13)$$

The partner matrix M_a of the Lax pair,

$$M_a = s M_{a,\text{core}} := s \begin{bmatrix} z_2 & 0 & -1 \\ x - x_2 & z & 0 \\ 0 & -\frac{kzz_2}{y} & \frac{qzy_2}{y} \end{bmatrix}, \quad (3.14)$$

comes from substituting (3.10) into the five equations (similar to (3.3)) for the left face of the cube. Formally, this amounts to replacing all indices 1 by 2 and p by q in $L_{a,\text{core}}$ (see, e.g., [12] for details). In subsequent examples, the partner matrices (M) will no longer be shown.

Using the same terminology as in [12], $L_{a,\text{core}}$ and $M_{a,\text{core}}$ are the “core” of the Lax matrices L_a and M_a , respectively. The label “a” on ψ_a , L_a , and M_a is added to differentiate the entries within each family of Lax matrices (up to trivial permutations of the components). In what follows, alternative choices will be labeled with “b,” “A,” “B,” etc. These matrices come from alternate ways of treating the edge equations.

The functions $t(\mathbf{x}, \mathbf{x}_1; p, k)$ and $s(\mathbf{x}, \mathbf{x}_2; q, k)$ can be computed algorithmically as shown in [12] or by using the Lax equation (2.10) directly, as follows,

$$(tL_{\text{core}})_2 (sM_{\text{core}}) - (sM_{\text{core}})_1 (tL_{\text{core}}) = (s t_2) (L_{\text{core}})_2 M_{\text{core}} - (t s_1) (M_{\text{core}})_1 L_{\text{core}} \doteq 0, \quad (3.15)$$

which implies that

$$\frac{s t_2}{t s_1} (L_{\text{core}})_2 M_{\text{core}} \doteq (M_{\text{core}})_1 L_{\text{core}}. \quad (3.16)$$

After replacing L_{core} and M_{core} by $L_{a,\text{core}}$ and $M_{a,\text{core}}$ from (3.13) and (3.14), respectively, in (3.16), one gets

$$\frac{s t_2}{t s_1} \doteq \frac{z_1}{z_2}, \quad (3.17)$$

which has an infinite family of solutions. Indeed, the left-hand side of (3.17) is invariant under the change

$$t \rightarrow \frac{i_1}{i} t, \quad s \rightarrow \frac{i_2}{i} s, \quad (3.18)$$

where $i(\mathbf{x})$ is an arbitrary function and i_1 and i_2 denote the shifts of i in the one- and two-direction, respectively. One can readily verify that (3.17) is satisfied by, for example, $s = t = \frac{1}{z}$. Then, for $\psi_a = [F \ g \ h]^T$, the Lax matrix L_a in (3.13) becomes

$$L_a = \frac{1}{z} \begin{bmatrix} z_1 & 0 & -1 \\ x - x_1 & z & 0 \\ 0 & -\frac{kzz_1}{y} & \frac{pzy_1}{y} \end{bmatrix}. \quad (3.19)$$

Choice 2. Solving the edge equation (3.3b) for y_3 ,

$$y_3 = \frac{x_3 - x}{z}, \quad (3.20)$$

and using (3.8) yields $g = -\frac{x^F - f}{z}$. Then (3.8) becomes

$$x_3 = \frac{f}{F}, \quad y_3 = -\frac{x^F - f}{zF}, \quad \text{and} \quad z_3 = \frac{h}{F}, \quad (3.21)$$

where F, f , and h are now independent. Eqs. (3.4) now become

$$x_{13} = \frac{f_1}{F_1} = \frac{z_1 f - x_1 h}{z_1 F - h}, \quad (3.22a)$$

$$y_{13} = \frac{g_1}{F_1} = -\frac{x_1 F_1 - f_1}{z_1 F_1} = -\frac{x_1 F - f}{z_1 F - h}, \quad (3.22b)$$

$$z_{13} = \frac{h_1}{F_1} = \frac{kxz_1 F - kz_1 f + pzy_1 h}{y(z_1 F - h)}, \quad (3.22c)$$

which can be split by selecting

$$F_1 = t(z_1 F - h), \quad (3.23a)$$

$$f_1 = t(z_1 f - x_1 h), \quad (3.23b)$$

$$h_1 = t\left(\frac{1}{y}(kxz_1 F - kz_1 f + pzy_1 h)\right), \quad (3.23c)$$

where $t(\mathbf{x}, \mathbf{x}_1; p, k)$ is a scalar function still to be determined. Note that (3.22b) is identically satisfied.

If we define $\psi_b := [F \ f \ h]^T$, then $(\psi_b)_1 = [F_1 \ f_1 \ h_1]^T$, we can write (3.23) in matrix form, $(\psi_b)_1 = L_b \psi_b$, with

$$L_b = t L_{b,\text{core}} := \frac{1}{z} \begin{bmatrix} z_1 & 0 & -1 \\ 0 & z_1 & -x_1 \\ \frac{kxz_1}{y} & -\frac{kz_1}{y} & \frac{pzy_1}{y} \end{bmatrix}, \quad (3.24)$$

where we substituted $t = \frac{1}{z}$ which was computed the same way as in Choice 1.

Thus, within this first alternative, the two choices of representing the edge constraint result in minimally-sized Lax matrices which we call *representative* Lax matrices for the PΔE.

3.1.2 The second alternative

As a second alternative in the algorithm, we do not use the edge equations to replace (3.8) by (3.10) or (3.21). Instead, we incorporate the edge equations (3.1a) into *all three* equations of (3.4). Using (3.1a), we replace x_3 and x_1 in x_{13} and y_{13} , and y_1 and y_3 in z_{13} , yielding

$$\tilde{x}_{13} = x + \frac{z(y_3 z_1 - y_1 z_3)}{z_1 - z_3} = \frac{x(z_1 - z_3) + z(y_3 z_1 - y_1 z_3)}{z_1 - z_3}, \quad (3.25a)$$

$$\tilde{y}_{13} = \frac{z(y_3 - y_1)}{z_1 - z_3}, \quad \text{and} \quad \tilde{z}_{13} = \frac{k z_1(x - x_3) - p z_3(x - x_1)}{y(z_1 - z_3)}. \quad (3.25b)$$

Note that each of the above expressions has the same denominator $z_1 - z_3$ as in (3.4). Thus, in principle, any equation from (3.4) could be replaced by the matching equation from (3.25).

Choice 1. If we take x_{13} , \tilde{y}_{13} and z_{13} , then substitution of (3.8) yields

$$x_{13} = \frac{f_1}{F_1} = \frac{z_1 f - x_1 h}{z_1 F - h}, \quad \tilde{y}_{13} = \frac{g_1}{F_1} = -\frac{z(y_1 F - g)}{z_1 F - h}, \quad \text{and} \quad (3.26a)$$

$$z_{13} = \frac{h_1}{F_1} = -\frac{z(k z_1 g - p y_1 h)}{y(z_1 F - h)}. \quad (3.26b)$$

Hence, we set

$$F_1 = t(z_1 F - h), \quad (3.27a)$$

$$f_1 = t(z_1 f - x_1 h), \quad (3.27b)$$

$$g_1 = t(-(z y_1 F - z g)), \quad (3.27c)$$

$$h_1 = t\left(-\frac{z}{y}(k z_1 g - p y_1 h)\right), \quad (3.27d)$$

where $t(\mathbf{x}, \mathbf{x}_1; p, k)$ is a scalar function still to be determined.

Defining $\psi := [F \ f \ g \ h]^T$, yields $\psi_1 = [F_1 \ f_1 \ g_1 \ h_1]^T$. So, we can write (3.27) as $\psi_1 = L_A \psi$, with

$$L_A = t L_{\text{core}} := \frac{1}{z} \begin{bmatrix} z_1 & 0 & 0 & -1 \\ 0 & z_1 & 0 & -x_1 \\ -z y_1 & 0 & z & 0 \\ 0 & 0 & -\frac{k z z_1}{y} & \frac{p z y_1}{y} \end{bmatrix}, \quad (3.28)$$

where we have used (3.15) to get $t = \frac{1}{z}$.

Though not obvious at first glance, L_a in (3.13) follows from L_A after removing the second row and second column and replacing $z y_1$ by $x_1 - x$ using (3.1a). Matrices (3.28) and M_A (obtained from L_A by replacing indices 1 by 2 and p by q in L_A)

are a valid Lax pair despite being of larger size than (L_a, M_a) . We refer to these larger-sized Lax matrices as *extended* Lax matrices of PΔEs.

Choice 2. If we work with x_{13} , \tilde{y}_{13} and \tilde{z}_{13} then substitution of (3.8) yields

$$x_{13} = \frac{f_1}{F_1} = \frac{z_1 f - x_1 h}{z_1 F - h}, \quad \tilde{y}_{13} = \frac{g_1}{F_1} = -\frac{zy_1 F - zg}{z_1 F - h}, \quad \text{and} \quad (3.29a)$$

$$\tilde{z}_{13} = \frac{h_1}{F_1} = \frac{kxz_1 F - kz_1 f - p(x - x_1)h}{y(z_1 F - h)}. \quad (3.29b)$$

Setting

$$F_1 = t(z_1 F - h), \quad (3.30a)$$

$$f_1 = t(z_1 f - x_1 h), \quad (3.30b)$$

$$g_1 = t(-(zy_1 F - zg)), \quad (3.30c)$$

$$h_1 = t\left(\frac{1}{y}(kxz_1 F - kz_1 f - p(x - x_1)h)\right), \quad (3.30d)$$

and defining ψ as in Choice 1, yields

$$L_B = t L_{\text{core}} := \frac{1}{z} \begin{bmatrix} z_1 & 0 & 0 & -1 \\ 0 & z_1 & 0 & -x_1 \\ -zy_1 & 0 & z & 0 \\ \frac{kxz_1}{y} & -\frac{kz_1}{y} & 0 & -\frac{p(x-x_1)}{y} \end{bmatrix}, \quad (3.31)$$

since $t = \frac{1}{z}$. Thus, L_B is another extended Lax pair for the Schwarzian Boussinesq system. Note that L_B reduces to L_b in (3.24) by removing the third row and third column and replacing $x_1 - x$ by zy_1 based on (3.1a).

Choices 3 and 4. Repeating the process with other combinations of solutions from (3.4) and (3.25) results in the following Lax matrices,

$$L_C = \frac{1}{z} \begin{bmatrix} z_1 & 0 & 0 & -1 \\ xz_1 & 0 & zz_1 & -(x + zy_1) \\ -zy_1 & 0 & z & 0 \\ 0 & 0 & -\frac{kzz_1}{y} & \frac{pzy_1}{y} \end{bmatrix}, \quad (3.32)$$

and

$$L_D = \frac{1}{z} \begin{bmatrix} z_1 & 0 & 0 & -1 \\ 0 & z_1 & 0 & -x_1 \\ -x_1 & 1 & 0 & 0 \\ \frac{kxz_1}{y} & -\frac{kz_1}{y} & 0 & \frac{p(x_1-x)}{y} \end{bmatrix}, \quad (3.33)$$

from working with $\tilde{x}_{13}, \tilde{y}_{13}, z_{13}$ and $x_{13}, y_{13}, \tilde{z}_{13}$, respectively.

Obviously L_C and L_D are trivially related to L_a and L_b , respectively. Indeed, remove the second row and second column in L_C and the third row and third column in L_D and use $zy_1 = x_1 - x$ to get L_a and L_b , respectively.

All other combinations of pieces of (3.4) and (3.25) do *not* lead to matrices that satisfy the defining equation (2.10).

The second alternative leads to extended Lax matrices but they are not always trivial extensions of the representative Lax matrices. In other words, smaller-size matrices do not necessarily follow from the larger-size matrices by simply removing rows and columns. Furthermore, if the representative Lax matrices were not known it would not be obvious which rows and columns should be removed. As shown in Section 6, some edge-constrained systems have extended Lax matrices whose “equivalence” to a representative Lax matrix is non-trivial.

In the next section we carefully investigate the connections between the Lax matrices computed with the two alternatives and various choices above.

4 Gauge and gauge-like equivalences of Lax pairs

As discussed in Section 2, if there exists *one* pair of Lax matrices for a given system of PΔEs then there is an *infinite* number of such pairs, all equivalent to each other under discrete gauge transformations of type (2.11) involving a square matrix \mathcal{G} .

Given two distinct Lax pairs with matrices of the same size (no matter how they were computed), it has yet to be shown if there exists a gauge transformation relating them. For edge-constrained systems, the derivation of the gauge transformation between *representative* Lax matrices is straightforward. However, the derivation of a gauge-like transformation between Lax matrices of different sizes (resulting from the application of different methods) is nontrivial. In this section we look at gauge and gauge-like transformations in more detail.

4.1 Gauge equivalence

In Section 3.1.1 we obtained (3.19) and (3.24), resulting from Choices 1 and 2 of dealing with the edge constraints.

Example 1. With regard to (2.11), computing the gauge matrix \mathcal{G} such that

$$L_b = \mathcal{G}_1 L_a \mathcal{G}^{-1} \quad (4.1)$$

is straightforward if we consider the implications of the gauge relationship. Indeed, multiplying (4.1) by ψ_b , and using (2.9) yields

$$(\psi_b)_1 = L_b \psi_b = (\mathcal{G}_1 L_a \mathcal{G}^{-1}) \psi_b. \quad (4.2a)$$

Hence, if we set $\psi_a = \mathcal{G}^{-1} \psi_b$, we obtain $(\psi_b)_1 = \mathcal{G}_1 L_a \psi_a = \mathcal{G}_1 (\psi_a)_1 = (\mathcal{G} \psi_a)_1$. Thus, $\psi_b = \mathcal{G} \psi_a$ determines \mathcal{G} . Not surprisingly, the gauge matrix \mathcal{G} depends on how we selected the components of ψ which, in turn, depends on how the edge equation (3.3b) was treated.

Recall that $\psi_a := [F \ g \ h]^T$ and $\psi_b := [F \ f \ h]^T$. Using (3.10), we get

$$\mathcal{G} = \begin{bmatrix} 1 & 0 & 0 \\ x & z & 0 \\ 0 & 0 & 1 \end{bmatrix} \quad \text{and} \quad \mathcal{G}^{-1} = \begin{bmatrix} 1 & 0 & 0 \\ -\frac{x}{z} & \frac{1}{z} & 0 \\ 0 & 0 & 1 \end{bmatrix}. \quad (4.3)$$

Indeed,

$$\mathcal{G}\psi_a = \begin{bmatrix} 1 & 0 & 0 \\ x & z & 0 \\ 0 & 0 & 1 \end{bmatrix} \begin{bmatrix} F \\ g \\ h \end{bmatrix} = \begin{bmatrix} F \\ xF + zg \\ h \end{bmatrix} = \begin{bmatrix} F \\ f \\ h \end{bmatrix} = \psi_b \quad (4.4)$$

confirms that $\psi_b = \mathcal{G}\psi_a$.

Thus, the representative Lax matrices, (3.19) and (3.24), are gauge equivalent, as in (4.1), with \mathcal{G} in (4.3). In essence, for Lax matrices of the same sizes, \mathcal{G} “represents” the edge constraint in the system of PΔEs. Of course, (4.1) may also be represented as $L_a = \bar{\mathcal{G}}_1 L_b \bar{\mathcal{G}}^{-1}$, where $\bar{\mathcal{G}} = \mathcal{G}^{-1}$.

4.2 Gauge-like equivalence

In as much as gauge transformations between the representative Lax matrices of a given system of PΔEs are straightforward to derive and defined by the corresponding edge equation, the relationship between representative and extended matrices, though still dependent upon the edge equation, is not so obvious.

Consider the Schwarzian Boussinesq system (1.4) which we have shown to have representative Lax matrices, L_a and L_b (derived in Section 3.1.1) and extended Lax matrices, L_A , L_B , L_C , and L_D derived in Section 3.1.2.

To determine a relationship between extended Lax matrices (like L_A) and representative Lax matrices (like L_a), (4.1) must be generalized because the matrices do not have the same sizes. We therefore introduce transformations involving non-square matrices \mathcal{H} and $\bar{\mathcal{H}}$ satisfying one of the relationships,

$$L_{\text{ext}} = \mathcal{H}_1 L_{\text{rep}} \mathcal{H}_{\text{Left}}^{-1}, \quad (4.5a)$$

$$L_{\text{rep}} = \bar{\mathcal{H}}_1 L_{\text{ext}} \bar{\mathcal{H}}_{\text{Right}}^{-1}, \quad (4.5b)$$

where L_{rep} is a representative Lax pair, L_{ext} is an extended Lax pair, and \mathcal{H} and $\bar{\mathcal{H}}$ are suitable matrices of appropriate sizes. Furthermore, the labels “Left” and “Right” refer to left and right inverses. In deriving \mathcal{H} and $\bar{\mathcal{H}}$ we find that the edge equations again provide guidance.

Obviously, matrices like \mathcal{H} and $\bar{\mathcal{H}}$ play the role of the gauge matrices but since they are no longer square we call them *gauge-like* matrices. Likewise, any of the transformations in (4.5) are called *gauge-like* transformations.

Example 2. To illustrate (4.5a), consider an extended Lax pair with associated vector ψ . If we consider the edge constraint expressed as in (3.21), then the linearity

of $g = -\frac{xF-f}{z}$ in variables F and f allows us to express ψ in terms of ψ_b in a simple (unique) way

$$\psi = \begin{bmatrix} F \\ f \\ g \\ h \end{bmatrix} = \begin{bmatrix} F \\ f \\ -\frac{x}{z}F + \frac{1}{z}f \\ h \end{bmatrix} = \begin{bmatrix} 1 & 0 & 0 \\ 0 & 1 & 0 \\ -\frac{x}{z} & \frac{1}{z} & 0 \\ 0 & 0 & 1 \end{bmatrix} \begin{bmatrix} F \\ f \\ h \end{bmatrix} := \mathcal{H}\psi_b, \quad (4.6)$$

defining the matrix \mathcal{H} . Since $\text{rank } \mathcal{H} = 3$, matrix \mathcal{H} has a 3-parameter family of left inverses,

$$\mathcal{H}_{\text{Left},all}^{-1} = \begin{bmatrix} 1 - \alpha x & \alpha & -\alpha z & 0 \\ (1 - \beta)x & \beta & (1 - \beta)z & 0 \\ -\gamma x & \gamma & -\gamma z & 1 \end{bmatrix}, \quad (4.7)$$

where α , β and γ are free parameters (which could depend on \mathbf{x}).

Now we take a specific member of the family (denoted by $\mathcal{H}_{\text{Left}}^{-1}$) so that

$$L_C \doteq \mathcal{H}_1 L_b \mathcal{H}_{\text{Left}}^{-1}, \quad (4.8)$$

where, as before, \doteq indicates equality when evaluated against the given PΔEs. More precisely, equality only holds when edge equation (3.3a) is used. A straightforward matrix multiplication shows that (4.8) holds if $\alpha = \beta = \gamma = 0$. Hence,

$$\mathcal{H}_{\text{Left}}^{-1} = \begin{bmatrix} 1 & 0 & 0 & 0 \\ x & 0 & z & 0 \\ 0 & 0 & 0 & 1 \end{bmatrix}. \quad (4.9)$$

Instead of (4.1) we now have (4.8), i.e., a transformation of type (4.5a), which can readily be verified. Indeed, repeatedly using (4.8), (4.6), and (2.9), yields

$$\psi_1 = L_C \psi = \mathcal{H}_1 L_b \mathcal{H}_{\text{Left}}^{-1} \mathcal{H} \psi_b = \mathcal{H}_1 L_b \psi_b = \mathcal{H}_1 (\psi_b)_1 = \left(\mathcal{H} \psi_b \right)_1, \quad (4.10)$$

confirming (4.6).

Example 3. After similar calculations involving $\psi_a = [F \ g \ h]^T$ and ψ , and with the edge constraint expressed as in (3.10), i.e., $f = xF + zg$, we find that

$$L_D \doteq \mathcal{H}_1 L_a \mathcal{H}_{\text{Left}}^{-1}, \quad (4.11)$$

where

$$\mathcal{H} = \begin{bmatrix} 1 & 0 & 0 \\ x & z & 0 \\ 0 & 1 & 0 \\ 0 & 0 & 1 \end{bmatrix} \quad \text{and} \quad \mathcal{H}_{\text{Left}}^{-1} = \begin{bmatrix} 1 & 0 & 0 & 0 \\ -x/z & 1/z & 0 & 0 \\ 0 & 0 & 0 & 1 \end{bmatrix}. \quad (4.12)$$

Example 4. A first gauge-like relationship between L_a and L_A is simple to derive. As mentioned in Choice 1 in Section 3.1.2, removing the second row and second column from L_A gives L_a . Formally,

$$L_a \doteq \mathcal{B} L_A \mathcal{B}^T, \quad (4.13)$$

with $zy_1 = x_1 - x$ and

$$\mathcal{B} = \begin{bmatrix} 1 & 0 & 0 & 0 \\ 0 & 0 & 1 & 0 \\ 0 & 0 & 0 & 1 \end{bmatrix}. \quad (4.14)$$

Continuing with L_a and L_A , we derive a second gauge-like transformation to illustrate (4.5b). To find a matrix $\bar{\mathcal{H}}$, consider the edge constraint $g = -\frac{x F - f}{z}$ expressed in (3.21). Thus,

$$\psi_a = \begin{bmatrix} F \\ g \\ h \end{bmatrix} = \begin{bmatrix} F \\ -\frac{x}{z}F + \frac{1}{z}f \\ h \end{bmatrix} = \begin{bmatrix} 1 & 0 & 0 & 0 \\ -\frac{x}{z} & \frac{1}{z} & 0 & 0 \\ 0 & 0 & 0 & 1 \end{bmatrix} \begin{bmatrix} F \\ f \\ g \\ h \end{bmatrix} := \bar{\mathcal{H}}\psi. \quad (4.15)$$

The inverse transformation,

$$\psi = \begin{bmatrix} F \\ f \\ g \\ h \end{bmatrix} = \begin{bmatrix} F \\ xF + zg \\ g \\ h \end{bmatrix} = \begin{bmatrix} 1 & 0 & 0 \\ x & z & 0 \\ 0 & 1 & 0 \\ 0 & 0 & 1 \end{bmatrix} \begin{bmatrix} F \\ g \\ h \end{bmatrix} := \bar{\mathcal{H}}_{\text{Right}}^{-1}\psi_a, \quad (4.16)$$

determines a suitable right inverse of $\bar{\mathcal{H}}$. Thus,

$$L_a = \bar{\mathcal{H}}_1 L_A \bar{\mathcal{H}}_{\text{Right}}^{-1} \quad \text{for} \quad \bar{\mathcal{H}} = \begin{bmatrix} 1 & 0 & 0 & 0 \\ -\frac{x}{z} & \frac{1}{z} & 0 & 0 \\ 0 & 0 & 0 & 1 \end{bmatrix}, \quad (4.17)$$

without having to use the edge equation (3.3a). To show that (4.17) is correct, use (2.9) repeatedly, together with (4.16) and (4.17), yielding

$$(\psi_a)_1 = L_a \psi_a = \bar{\mathcal{H}}_1 L_A \bar{\mathcal{H}}_{\text{Right}}^{-1} \psi_a = \bar{\mathcal{H}}_1 L_A \psi = \bar{\mathcal{H}}_1 \psi_1 = (\bar{\mathcal{H}}\psi)_1, \quad (4.18)$$

confirming (4.15).

Example 5. Interestingly, gauge transformations between two distinct extended Lax matrices for a PΔE are not as straightforward. For example, a gauge transformation has not yet been found for Lax matrices L_A and L_B given in (3.28) and (3.31). Thus, even though we have shown that the corresponding representative Lax matrices are gauge equivalent, we have not been able to show the same for the corresponding extended matrices.

5 Application to generalized Hietarinta systems

In [15], Hietarinta presented the results of a search of multi-component equations which are edge-constrained and obey the property of multidimensional consistency. That search led to various generalized Boussinesq-type systems, nowadays called

the Hietarinta A-2, B-2, C-3, and C-4 systems. Bridgman *et al.* [12] derived their corresponding Lax pairs using [8].

Simultaneously, Zhang *et al.* [35] showed that each of the lattice systems presented in [15] can be further generalized based on a direct linearization scheme [29] in connection with a more general dispersion law. The systems considered in [15] are then shown to be special cases. In fact, they are connected to the more general cases through point transformations.

As a by-product of the direct linearization method, Zhang *et al.* [35] obtained the Lax pairs of each of these generalized Boussinesq systems. No doubt, they are all valid Lax pairs but some of the matrices have larger than needed sizes. Using the algorithmic CAC approach discussed in Section 3, we were able to derive Lax pairs of minimal matrix sizes for these systems and unravel the connections with the Lax matrices presented in [35]. Full details of that investigation will be published elsewhere [10] but their Lax matrices are given in the next section.

6 Summary of results

6.1 Lattice Boussinesq system

The lattice Boussinesq system [32] is given by

$$\begin{aligned} z_1 - xx_1 + y = 0, \quad z_2 - xx_2 + y = 0, \quad \text{and} \\ (x_2 - x_1)(z - xx_{12} + y_{12}) - p + q = 0. \end{aligned} \quad (6.1)$$

Edge constraint $x_1 = \frac{z_1 + y}{x}$ implies that $x_3 = \frac{z_3 + y}{x}$. Here,

$$\begin{aligned} x_{13} &= \frac{y_1 - y_3}{x_1 - x_3}, \quad y_{13} = \frac{x(y_1 - y_3) - z(x_1 - x_3) + k - p}{x_1 - x_3}, \quad \text{and} \\ z_{13} &= \frac{x_3 y_1 - x_1 y_3}{x_1 - x_3}. \end{aligned} \quad (6.2)$$

Variants of (6.2) may be derived by incorporating edge constraints yielding

$$\begin{aligned} \tilde{x}_{13} &= \frac{x(y_1 - y_3)}{z_1 - z_3}, \quad \tilde{y}_{13} = \frac{x(k - p + x(y_1 - y_3)) - z(z_1 - z_3)}{z_1 - z_3}, \quad \text{and} \\ \tilde{z}_{13} &= \frac{y(y_1 - y_3) + (y_1 z_3 - y_3 z_1)}{z_1 - z_3}. \end{aligned} \quad (6.3)$$

Using the algorithm of Section 3, we computed 3 by 3 Lax matrices which are presented in Table 1 together with the gauge transformations. For L_a one has $\frac{s t_2}{t s_1} \doteq 1$, which is satisfied for $t = s = 1$. For L_b one obtains $\frac{s t_2}{t s_1} \doteq \frac{x_1}{x_2}$, hence, $t = s = \frac{1}{x}$.

Using only (6.2) with (3.5) yields a 4 by 4 Lax matrix (not shown) that is trivially associated with L_a . Similarly, using only (6.3) again with (3.5) gives a 4 by 4 Lax matrix (not shown) which is trivially associated with L_b .

Table 1: Boussinesq system Lax pairs and gauge matrices

Substitutions	ψ	Matrices L of Lax pair
Writing the edge constraint as $z_3 = xx_3 - y$ yields		
$x_3 = \frac{f}{F}, \quad y_3 = \frac{g}{F},$ $z_3 = -\frac{yF - xf}{F}.$	$\psi_a = \begin{bmatrix} F \\ f \\ g \end{bmatrix}$	$L_a = \begin{bmatrix} -x_1 & 1 & 0 \\ -y_1 & 0 & 1 \\ \ell_{31} & -z & x \end{bmatrix},$
where $\ell_{31} = zx_1 - xy_1 + p - k$.		
Writing the edge constraint as $x_3 = \frac{z_3+y}{x}$ yields		
$x_3 = \frac{yF + h}{xF},$ $y_3 = \frac{g}{F}, \quad z_3 = \frac{h}{F}.$	$\psi_b = \begin{bmatrix} F \\ g \\ h \end{bmatrix}$	$L_b = \frac{1}{x} \begin{bmatrix} y - xx_1 & 0 & 1 \\ \ell_{21} & x^2 & -z \\ -yy_1 & xx_1 & -y_1 \end{bmatrix},$
where $\ell_{21} = x(p - k - xy_1) - z(y - xx_1)$.		
Gauge transformations for L_a and L_b are given by		
$L_b = \mathcal{G}_1 L_a \mathcal{G}_1^{-1}, \quad \psi_b = \mathcal{G}_1 \psi_a,$ $L_a = \bar{\mathcal{G}}_1 L_b \bar{\mathcal{G}}_1^{-1}, \quad \psi_a = \bar{\mathcal{G}}_1 \psi_b,$ <p>where $\bar{\mathcal{G}} = \mathcal{G}^{-1}$.</p>	$\mathcal{G} = \begin{bmatrix} 1 & 0 & 0 \\ 0 & 0 & 1 \\ -y & x & 0 \end{bmatrix}$	$\bar{\mathcal{G}} = \begin{bmatrix} 1 & 0 & 0 \\ \frac{y}{x} & 0 & \frac{1}{x} \\ 0 & 1 & 0 \end{bmatrix}.$

6.2 Schwarzian Boussinesq system

The Schwarzian Boussinesq system [15, 24, 25] is given by

$$\begin{aligned} zy_1 - x_1 + x &= 0, \quad zy_2 - x_2 + x = 0, \quad \text{and} \\ (z_1 - z_2)z_{12} - \frac{z}{y}(py_1z_2 - qy_2z_1) &= 0. \end{aligned} \tag{6.4}$$

Edge constraint $x_1 = zy_1 + x$ leads to $x_3 = zy_3 + x$. Hence,

$$\begin{aligned} x_{13} &= \frac{x_3z_1 - x_1z_3}{z_1 - z_3}, \quad y_{13} = \frac{x_3 - x_1}{z_1 - z_3}, \quad \text{and} \\ z_{13} &= \frac{z}{y} \left(\frac{py_1z_3 - ky_3z_1}{z_1 - z_3} \right). \end{aligned} \tag{6.5}$$

After incorporating edge constraints, variants of (6.5) are

$$\begin{aligned} \tilde{x}_{13} &= \frac{x(z_1 - z_3) + z(y_3z_1 - y_1z_3)}{z_1 - z_3}, \quad \tilde{y}_{13} = \frac{z(y_3 - y_1)}{z_1 - z_3}, \quad \text{and} \\ \tilde{z}_{13} &= \frac{kz_1(x - x_3) - pz_3(x - x_1)}{y(z_1 - z_3)}. \end{aligned} \tag{6.6}$$

The 3 by 3 matrices computed in Section 3 are summarized in Table 2 together with the gauge transformations that connect them. For the representative and extended Lax matrices given below we obtained $\frac{s t_2}{t s_1} \doteq \frac{z_1}{z_2}$, which holds when $t = s = \frac{1}{z}$.

Table 2: Schwarzian Boussinesq system Lax pairs and gauge matrices

Substitutions	ψ	Matrices L of Lax pair
Writing the edge constraint as $x_3 = z y_3 + x$ yields		
$x_3 = \frac{x F + z g}{F},$ $y_3 = \frac{g}{F}, \quad z_3 = \frac{h}{F}.$	$\psi_a = \begin{bmatrix} F \\ g \\ h \end{bmatrix}$	$L_a = \frac{1}{z} \begin{bmatrix} z_1 & 0 & -1 \\ x - x_1 & z & 0 \\ 0 & -\frac{k z z_1}{y} & \frac{p z y_1}{y} \end{bmatrix}.$
Writing the edge constraint as $y_3 = \frac{x_3 - x}{z}$ yields		
$x_3 = \frac{f}{F}, \quad z_3 = \frac{h}{F},$ $y_3 = -\frac{x F - f}{z F}.$	$\psi_b = \begin{bmatrix} F \\ f \\ h \end{bmatrix}$	$L_b = \frac{1}{z} \begin{bmatrix} z_1 & 0 & -1 \\ 0 & z_1 & -x_1 \\ \frac{k x z_1}{y} & -\frac{k z_1}{y} & \frac{p z y_1}{y} \end{bmatrix}.$
Gauge transformations for L_a and L_b are given by		
$L_b = \mathcal{G}_1 L_a \mathcal{G}_1^{-1}, \quad \psi_b = \mathcal{G} \psi_a,$ $L_a = \bar{\mathcal{G}}_1 L_b \bar{\mathcal{G}}_1^{-1}, \quad \psi_a = \bar{\mathcal{G}} \psi_b,$ <p>where $\bar{\mathcal{G}} = \mathcal{G}^{-1}$.</p>	$\mathcal{G} = \begin{bmatrix} 1 & 0 & 0 \\ x & z & 0 \\ 0 & 0 & 1 \end{bmatrix}$	$\bar{\mathcal{G}} = \begin{bmatrix} 1 & 0 & 0 \\ -\frac{x}{z} & \frac{1}{z} & 0 \\ 0 & 0 & 1 \end{bmatrix},$

System (6.4) also admits the extended Lax matrices,

$$L_A = \frac{1}{z} \begin{bmatrix} z_1 & 0 & 0 & -1 \\ 0 & z_1 & 0 & -x_1 \\ -z y_1 & 0 & z & 0 \\ 0 & 0 & -\frac{k z z_1}{y} & \frac{p z y_1}{y} \end{bmatrix} \quad \text{and} \quad L_B = \frac{1}{z} \begin{bmatrix} z_1 & 0 & 0 & -1 \\ 0 & z_1 & 0 & -x_1 \\ -z y_1 & 0 & z & 0 \\ \frac{k x z_1}{y} & -\frac{k z_1}{y} & 0 & -\frac{p(x-x_1)}{y} \end{bmatrix}, \quad (6.7)$$

when considering the edge-modified forms of y_{13} , and of y_{13} and z_{13} , respectively; and

$$L_C = \frac{1}{z} \begin{bmatrix} z_1 & 0 & 0 & -1 \\ x z_1 & 0 & z z_1 & -(x + z y_1) \\ -z y_1 & 0 & z & 0 \\ 0 & 0 & -\frac{k z z_1}{y} & \frac{p z y_1}{y} \end{bmatrix} \quad \text{and} \quad L_D = \frac{1}{z} \begin{bmatrix} z_1 & 0 & 0 & -1 \\ 0 & z_1 & 0 & -x_1 \\ -x_1 & 1 & 0 & 0 \\ \frac{k x z_1}{y} & -\frac{k z_1}{y} & 0 & \frac{p(x_1 - x)}{y} \end{bmatrix}, \quad (6.8)$$

when considering the edge-modified forms of x_{13} and y_{13} , and of z_{13} , respectively. All other combinations of (6.5) and (6.6) result in matrices which do not satisfy the defining equation (2.10).

6.3 Generalized Hietarinta systems

In [35], the authors introduced generalizations of Hietarinta’s systems [15] by considering a general dispersion law,

$$\mathbb{G}(\omega, \kappa) := \omega^3 - \kappa^3 + \alpha_2(\omega^2 - \kappa^2) + \alpha_1(\omega - \kappa), \quad (6.9)$$

where α_1 and α_2 are constant parameters. For example, for the special case $a = \alpha_1 = \alpha_2 = 0$, one gets $\mathbb{G}(-p, -a) = -p^3$ and $\mathbb{G}(-q, -a) = -q^3$. Then (6.11) (below) reduces to Hietarinta’s original A-2 system in [17, p. 95]. The term with coefficient b_0 could be removed by a simple transformation [15]. We will keep it to cover the most general case. In [12, 15], p^3 and q^3 are identified with p and q , respectively.

The explicit form of $\mathbb{G}(\omega, \kappa)$ in (6.9) is not needed [10] to compute Lax pairs. However, for the B-2 system the condition

$$\mathbb{G}(-p, -k) + \mathbb{G}(-k, -q) = \mathbb{G}(-p, -q) \quad (6.10)$$

must hold for 3D consistency and, consequently, for the computation of Lax pairs.

Zhang *et al.* [35] computed 4 by 4 Lax matrices for these generalized systems with the direct linearization method. By incorporating the edge equations (as shown in Section 3), we were able to find 3 by 3 matrices which are presented in this section. Computational details will appear in a forthcoming paper [10].

6.3.1 Generalized Hietarinta A-2 system

The generalized Hietarinta A-2 system [35] is given by

$$\begin{aligned} zx_1 - y_1 - x &= 0, \quad zx_2 - y_2 - x = 0, \quad \text{and} \\ y - xz_{12} + b_0x + \frac{\mathbb{G}(-p, -a)x_1 - \mathbb{G}(-q, -a)x_2}{z_2 - z_1} &= 0. \end{aligned} \quad (6.11)$$

From edge constraint $x_1 = \frac{x + y_1}{z}$ one gets $x_3 = \frac{x + y_3}{z}$. Here,

$$\begin{aligned} x_{13} &= \frac{x_1 - x_3}{z_1 - z_3}, \quad y_{13} = \frac{x_1 z_3 - x_3 z_1}{z_1 - z_3}, \quad \text{and} \\ z_{13} &= \frac{(y + b_0x)(z_1 - z_3) + \mathbb{G}(-k, -a)x_3 - \mathbb{G}(-p, -a)x_1}{x(z_1 - z_3)}. \end{aligned} \quad (6.12)$$

The 3 by 3 Lax matrices are presented in Table 3, together with the gauge transformations that connect them. For L_a one has $\frac{st_2}{ts_1} \doteq \frac{z_1}{z_2}$, hence, $t = s = \frac{1}{z}$. For L_b we set $t = s = 1$ since $\frac{st_2}{ts_1} \doteq 1$.

Alternative forms of (6.12) (after incorporating edge constraints) are

$$\begin{aligned} \tilde{x}_{13} &= \frac{y_1 - y_3}{z(z_1 - z_3)}, \quad \tilde{y}_{13} = -\left(\frac{x}{z} + \frac{y_3 z_1 - y_1 z_3}{z(z_1 - z_3)}\right), \quad \text{and} \\ \tilde{z}_{13} &= \frac{y + b_0x}{x} + \frac{\mathbb{G}(-k, -a)(x + y_3) - \mathbb{G}(-p, -a)(x + y_1)}{xz(z_1 - z_3)}. \end{aligned} \quad (6.13)$$

Using only (6.12) with (3.5) leads to a 4 by 4 Lax matrix (not shown) that is trivially associated with L_a . Similarly, as shown in [35], using only (6.13) with (3.5) results in a 4 by 4 Lax matrix (not shown) which is trivially associated with L_b .

Table 3: Generalized Hietarinta A-2 system Lax pairs and gauge matrices

Substitutions	ψ	Matrices L of Lax pair
Writing the edge constraint as $x_3 = \frac{y_3+x}{z}$ yields		
$x_3 = \frac{xF+g}{zF},$ $y_3 = \frac{g}{F}, \quad z_3 = \frac{h}{F}.$	$\psi_a = \begin{bmatrix} F \\ g \\ h \end{bmatrix}$	$L_a = \frac{1}{z} \begin{bmatrix} -zz_1 & 0 & z \\ xz_1 & z_1 & -zx_1 \\ \ell_{31} & -\frac{\mathbb{G}(-k,-a)}{x} & \frac{(y+b_0x)z}{x} \end{bmatrix},$
where $\ell_{31} = \frac{1}{x}(\mathbb{G}(-p,-a)zx_1 - \mathbb{G}(-k,-a)x - (y+b_0x)zz_1)$.		
Writing the edge constraint as $y_3 = zx_3 - x$ yields		
$x_3 = \frac{f}{F}, \quad z_3 = \frac{h}{F},$ $y_3 = -\frac{xF-zf}{F}.$	$\psi_b = \begin{bmatrix} F \\ f \\ h \end{bmatrix}$	$L_b = \begin{bmatrix} -z_1 & 0 & 1 \\ -x_1 & 1 & 0 \\ \tilde{\ell}_{31} & -\frac{\mathbb{G}(-k,-a)}{x} & \frac{y+b_0x}{x} \end{bmatrix},$
where $\tilde{\ell}_{31} = \frac{1}{x}(\mathbb{G}(-p,-a)x_1 - (y+b_0x)z_1)$.		
Gauge transformations for L_a and L_b are given by		
$L_b = \mathcal{G}_1 L_a \mathcal{G}_1^{-1}, \psi_b = \mathcal{G} \psi_a,$ $L_a = \bar{\mathcal{G}}_1 L_b \bar{\mathcal{G}}_1^{-1}, \psi_a = \bar{\mathcal{G}} \psi_b,$	$\mathcal{G} = \begin{bmatrix} 1 & 0 & 0 \\ \frac{x}{z} & \frac{1}{z} & 0 \\ 0 & 0 & 1 \end{bmatrix}$	$\bar{\mathcal{G}} = \begin{bmatrix} 1 & 0 & 0 \\ -x & z & 0 \\ 0 & 0 & 1 \end{bmatrix},$
where $\bar{\mathcal{G}} = \mathcal{G}^{-1}$.		

6.3.2 Generalized Hietarinta B-2 system

The generalized Hietarinta B-2 system [35],

$$\begin{aligned} &xx_1 - z_1 - y = 0, \quad xx_2 - z_2 - y = 0, \quad \text{and} \\ &y_{12} + \alpha_1 + z + \alpha_2(x_{12} - x) - xx_{12} + \frac{\mathbb{G}(-p,-q)}{x_2 - x_1} = 0, \end{aligned} \quad (6.14)$$

has edge constraint $x_1 = \frac{z_1+y}{x}$ which yields $x_3 = \frac{z_3+y}{x}$. Here,

$$\begin{aligned} &x_{13} = \frac{y_1 - y_3}{x_1 - x_3}, \quad z_{13} = \frac{x_3 y_1 - x_1 y_3}{x_1 - x_3}, \quad \text{and} \\ &y_{13} = (\alpha_2 x - \alpha_1 - z) + \frac{(x - \alpha_2)(y_1 - y_3) + \mathbb{G}(-p, -k)}{x_1 - x_3}. \end{aligned} \quad (6.15)$$

The 3 by 3 Lax matrices with their gauge transformations are listed in Table 4. For L_a one has $\frac{s t_2}{t s_1} \doteq \frac{x_1}{x_2}$, hence, $t = s = \frac{1}{x}$. For L_b we set $t = s = 1$ since $\frac{s t_2}{t s_1} \doteq 1$.

Other forms of (6.15) by incorporating edge constraints are

$$\begin{aligned} &\tilde{x}_{13} = \frac{x(y_1 - y_3)}{z_1 - z_3}, \quad \tilde{z}_{13} = -\frac{y(y_3 - y_1) + y_3 z_1 - y_1 z_3}{z_1 - z_3}, \quad \text{and} \\ &\tilde{y}_{13} = (\alpha_2 x - \alpha_1 - z) + \frac{x((x - \alpha_2)(y_1 - y_3) + \mathbb{G}(-p, -k))}{z_1 - z_3}. \end{aligned} \quad (6.16)$$

As shown in [35], using only (6.16) with (3.5) leads to a 4 by 4 Lax matrix (not shown) that is trivially associated with L_b . Using only (6.15) with (3.5) results in a 4 by 4 Lax matrix (not shown) which is trivially associated with L_a when evaluated against the given system.

Table 4: Generalized Hietarinta B-2 system Lax pairs and gauge matrices

Substitutions	ψ	Matrices L of Lax pair
Writing the edge constraint as $x_3 = \frac{y+z_3}{x}$ yields		
$x_3 = \frac{yF + h}{xF},$ $y_3 = \frac{g}{F}, \quad z_3 = \frac{h}{F}.$	$\psi_a = \begin{bmatrix} F \\ g \\ h \end{bmatrix}$	$L_a = \frac{1}{x} \begin{bmatrix} y - xx_1 & 0 & 1 \\ \ell_{21} & x(x - \alpha_2) & \ell_{23} \\ -yy_1 & xx_1 & -y_1 \end{bmatrix},$
where $\ell_{21} = (\alpha_2 x - \alpha_1 - z)(y - xx_1) + x((\alpha_2 - x)y_1 - \mathbb{G}(-p, -k))$ and $\ell_{23} = \alpha_2 x - \alpha_1 - z$.		
Writing the edge constraint as $z_3 = xx_3 - y$ yields		
$x_3 = \frac{f}{F}, \quad y_3 = \frac{g}{F},$ $z_3 = -\frac{yF - xf}{F}$	$\psi_b = \begin{bmatrix} F \\ f \\ g \end{bmatrix}$	$L_b = \begin{bmatrix} -x_1 & 1 & 0 \\ -y_1 & 0 & 1 \\ \ell_{31} & \alpha_2 x - \alpha_1 - z & x - \alpha_2 \end{bmatrix},$
where $\ell_{31} = -(\alpha_2 x - \alpha_1 - z)x_1 + (\alpha_2 - x)y_1 - \mathbb{G}(-p, -k)$.		
Gauge transformations for L_a and L_b are given by		
$L_b = \mathcal{G}_1 L_a \mathcal{G}_1^{-1}, \psi_b = \mathcal{G}_1 \psi_a,$ $L_a = \bar{\mathcal{G}}_1 L_b \bar{\mathcal{G}}_1^{-1}, \psi_a = \bar{\mathcal{G}}_1 \psi_b,$	$\mathcal{G} = \begin{bmatrix} 1 & 0 & 0 \\ \frac{y}{x} & 0 & \frac{1}{x} \\ 0 & 1 & 0 \end{bmatrix}$	$\bar{\mathcal{G}} = \begin{bmatrix} 1 & 0 & 0 \\ 0 & 0 & 1 \\ -y & x & 1 \end{bmatrix},$
where $\bar{\mathcal{G}} = \mathcal{G}^{-1}$.		

6.3.3 Generalized Hietarinta C-3 system

The generalized Hietarinta C-3 system [35],

$$zy_1 + x_1 - x = 0, \quad zy_2 + x_2 - x = 0, \quad \text{and} \quad \mathbb{G}(-a, -b)x_{12} - yz_{12} + z \left(\frac{\mathbb{G}(-q, -b)y_2 z_1 - \mathbb{G}(-p, -b)y_1 z_2}{z_1 - z_2} \right) = 0, \quad (6.17)$$

has edge constraint $x_1 = x - zy_1$ leading to $x_3 = x - zy_3$. Here,

$$x_{13} = \frac{x_3 z_1 - x_1 z_3}{z_1 - z_3}, \quad y_{13} = \frac{x_1 - x_3}{z_1 - z_3}, \quad \text{and} \quad \mathbb{G}(-a, -b)(x_3 z_1 - x_1 z_3) + z \left(\mathbb{G}(-k, -b)y_3 z_1 - \mathbb{G}(-p, -b)y_1 z_3 \right) \quad (6.18)$$

$$z_{13} = \frac{y(z_1 - z_3)}{y(z_1 - z_3)}.$$

The 3 by 3 Lax matrices with their gauge transformations are given in Table 5. For L_a and L_b we set $t = s = \frac{1}{z}$ since $\frac{st_2}{ts_1} \doteq \frac{z_1}{z_2}$.

Table 5: Generalized Hietarinta C-3 system Lax pairs and gauge matrices

Substitutions	ψ	Matrices L of Lax pair
Writing the edge constraint as $x_3 = x - zy_3$ yields		
$x_3 = \frac{xF - zg}{F},$ $y_3 = \frac{g}{F}, \quad z_3 = \frac{h}{F}.$	$\psi_a = \begin{bmatrix} F \\ g \\ h \end{bmatrix}$	$L_a = \frac{1}{z} \begin{bmatrix} -z_1 & 0 & 1 \\ x - x_1 & -z & 0 \\ -\mathbb{G}(-a, -b)\frac{xz_1}{y} & \ell_{32} & \ell_{33} \end{bmatrix},$
with $\ell_{32} = (\mathbb{G}(-a, -b) - \mathbb{G}(-k, -b))\frac{zz_1}{y}$, $\ell_{33} = (\mathbb{G}(-a, -b)x_1 + \mathbb{G}(-p, -b)zy_1)\frac{1}{y}$.		
Writing the edge constraint as $y_3 = \frac{x-x_3}{z}$ yields		
$x_3 = \frac{f}{F}, \quad z_3 = \frac{h}{F},$ $y_3 = \frac{xF - f}{zF}.$	$\psi_b = \begin{bmatrix} F \\ f \\ h \end{bmatrix}$	$L_b = \frac{1}{z} \begin{bmatrix} -z_1 & 0 & 1 \\ 0 & -z_1 & x_1 \\ -\mathbb{G}(-k, -b)\frac{xz_1}{y} & \tilde{\ell}_{32} & \tilde{\ell}_{33} \end{bmatrix},$
with $\tilde{\ell}_{32} = (\mathbb{G}(-k, -b) - \mathbb{G}(-a, -b))\frac{z_1}{y}$, $\tilde{\ell}_{33} = (\mathbb{G}(-a, -b)x_1 + \mathbb{G}(-p, -b)zy_1)\frac{1}{y}$.		
Gauge transformations for L_a and L_b are given by		
$L_b = \mathcal{G}_1 L_a \mathcal{G}^{-1}, \quad \psi_b = \mathcal{G} \psi_a,$ $L_a = \bar{\mathcal{G}}_1 L_b \bar{\mathcal{G}}^{-1}, \quad \psi_a = \bar{\mathcal{G}} \psi_b,$	$\mathcal{G} = \begin{bmatrix} 1 & 0 & 0 \\ x & -z & 0 \\ 0 & 0 & 1 \end{bmatrix}$	$\bar{\mathcal{G}} = \begin{bmatrix} 1 & 0 & 0 \\ \frac{x}{z} & -\frac{1}{z} & 0 \\ 0 & 0 & 1 \end{bmatrix}.$
where $\bar{\mathcal{G}} = \mathcal{G}^{-1}$.		

Incorporating edge constraints into (6.18) yields

$$\begin{aligned}
 \tilde{x}_{13} &= x + \frac{z(y_1 z_3 - y_3 z_1)}{z_1 - z_3}, \quad \tilde{y}_{13} = \frac{z(y_3 - y_1)}{z_1 - z_3}, \quad \text{and} \\
 \tilde{z}_{13} &= \frac{\mathbb{G}(-a, -b)(x(z_1 - z_3) + z(y_1 z_3 - y_3 z_1))}{y(z_1 - z_3)} \\
 &\quad + \frac{z(\mathbb{G}(-k, -b)y_3 z_1 - \mathbb{G}(-p, -b)y_1 z_3)}{y(z_1 - z_3)}.
 \end{aligned} \tag{6.19}$$

System (6.17) also admits extended Lax matrices:

$$L_A = \frac{1}{z} \begin{bmatrix} -z_1 & 0 & 0 & 1 \\ 0 & -z_1 & 0 & x_1 \\ zy_1 & 0 & -z & 0 \\ -\mathbb{G}(-a, -b)\frac{xz_1}{y} & 0 & (\mathbb{G}(-a, -b) - \mathbb{G}(-k, -b))\frac{zz_1}{y} & \ell_{44} \end{bmatrix}, \tag{6.20}$$

when considering the edge-modified solutions for y_{13} and z_{13} and where

$\ell_{44} = (\mathbb{G}(-a, -b)x - (\mathbb{G}(-a, -b) - \mathbb{G}(-p, -b))zy_1) \frac{1}{y}$; and

$$L_B = \frac{1}{z} \begin{bmatrix} -z_1 & 0 & 0 & 1 \\ -xz_1 & 0 & zz_1 & x - zy_1 \\ zy_1 & 0 & -z & 0 \\ -\mathbb{G}(-a, -b)\frac{zz_1}{y} & 0 & (\mathbb{G}(-a, -b) - \mathbb{G}(-k, -b))\frac{zz_1}{y} & \ell_{44} \end{bmatrix}, \quad (6.21)$$

when considering the edge-modified solutions (6.19) and with ℓ_{44} as above; and

$$L_C = \frac{1}{z} \begin{bmatrix} -z_1 & 0 & 0 & 1 \\ 0 & -z_1 & 0 & x_1 \\ zy_1 & 0 & -z & 0 \\ 0 & -\mathbb{G}(-a, -b)\frac{z_1}{y} & -\mathbb{G}(-k, -b)\frac{zz_1}{y} & \tilde{\ell}_{44} \end{bmatrix}, \quad (6.22)$$

when considering the edge-modified solutions for y_{13} and where $\tilde{\ell}_{44} = (\mathbb{G}(-a, -b)x_1 + \mathbb{G}(-p, -b)zy_1) \frac{1}{y}$. The matrix L_C was derived in [35, eq. (95)] using \tilde{y}_{13} . All other combinations of (6.18) and (6.19) result in matrices which do not satisfy the defining equation (2.10).

6.3.4 Generalized Hietarinta C-4 system

The generalized Hietarinta C-4 system [35] is given by

$$\begin{aligned} zy_1 + x_1 - x &= 0, \quad zy_2 + x_2 - x = 0, \quad \text{and} \\ yz_{12} - z \left(\frac{\mathcal{G}(p)y_1z_2 - \mathcal{G}(q)y_2z_1}{z_1 - z_2} \right) - xx_{12} + \frac{1}{4}\mathbb{G}(-a, -b)^2 &= 0, \end{aligned} \quad (6.23)$$

where

$$\mathcal{G}(\tau) := -\frac{1}{2}(\mathbb{G}(-\tau, -a) + \mathbb{G}(-\tau, -b)). \quad (6.24)$$

Edge constraint $x_1 = x - zy_1$ yields $x_3 = x - zy_3$. Here,

$$\begin{aligned} x_{13} &= \frac{x_3z_1 - x_1z_3}{z_1 - z_3}, \quad y_{13} = \frac{x_1 - x_3}{z_1 - z_3}, \quad \text{and} \\ z_{13} &= \frac{x(x_3z_1 - x_1z_3) - z(\mathcal{G}(k)y_3z_1 - \mathcal{G}(p)y_1z_3)}{y(z_1 - z_3)} - \frac{\mathbb{G}(-a, -b)^2}{4y}. \end{aligned} \quad (6.25)$$

Variants of (6.25) obtained by incorporating edge constraints are

$$\begin{aligned} \tilde{x}_{13} &= \frac{x(z_1 - z_3) - z(y_3z_1 - y_1z_3)}{z_1 - z_3}, \quad \tilde{y}_{13} = -\frac{z(y_1 - y_3)}{z_1 - z_3}, \quad \text{and} \\ \tilde{z}_{13} &= \frac{xz(y_1z_3 - y_3z_1) - z(\mathcal{G}(k)y_3z_1 - \mathcal{G}(p)y_1z_3)}{y(z_1 - z_3)} + \frac{4x^2 - \mathbb{G}(-a, -b)^2}{4y}. \end{aligned} \quad (6.26)$$

The 3 by 3 Lax matrices and the gauge transformations are given in Table 6. For L_a and L_b we take $t = s = \frac{1}{z}$ since $\frac{st_2}{ts_1} \doteq \frac{z_1}{z_2}$.

Table 6: Generalized Hietarinta C-4 system Lax pairs and gauge matrices

Substitutions	ψ	Matrices L of Lax pair
Writing the edge constraint as $x_3 = x - zy_3$ yields		
$x_3 = \frac{xF - zg}{F},$ $y_3 = \frac{g}{F}, \quad z_3 = \frac{h}{F}.$	$\psi_a = \begin{bmatrix} F \\ g \\ h \end{bmatrix}$	$L_a = \frac{1}{z} \begin{bmatrix} -z_1 & 0 & 1 \\ x - x_1 & -z & 0 \\ \ell_{31} & \frac{zz_1}{y}(x + \mathcal{G}(k)) & \ell_{33} \end{bmatrix},$
with $\ell_{31} = -\frac{z_1}{y}(x^2 - \frac{1}{4}\mathbb{G}(-a, -b)^2)$, $\ell_{33} = \frac{1}{y}(xx_1 - \frac{1}{4}\mathbb{G}(-a, -b)^2 - \mathcal{G}(p)zy_1)$.		
Writing the edge constraint as $y_3 = \frac{x-x_3}{z}$ yields		
$x_3 = \frac{f}{F}, \quad z_3 = \frac{h}{F}$ $y_3 = \frac{xF - f}{zF}.$	$\psi_b = \begin{bmatrix} F \\ f \\ h \end{bmatrix}$	$L_b = \frac{1}{z} \begin{bmatrix} -z_1 & 0 & 1 \\ 0 & -z_1 & x_1 \\ \tilde{\ell}_{31} & -\frac{z_1}{y}(x + \mathcal{G}(k)) & \tilde{\ell}_{33} \end{bmatrix}.$
with $\tilde{\ell}_{31} = \frac{z_1}{y}(\frac{1}{4}\mathbb{G}(-a, -b)^2 + \mathcal{G}(k)x)$, $\tilde{\ell}_{33} = \frac{1}{y}(xx_1 - \frac{1}{4}\mathbb{G}(-a, -b)^2 - \mathcal{G}(p)zy_1)$.		
Gauge transformations for L_a and L_b are given by		
$L_b = \mathcal{G}_1 L_a \mathcal{G}_1^{-1}, \psi_b = \mathcal{G} \psi_a,$ $L_a = \bar{\mathcal{G}}_1 L_b \bar{\mathcal{G}}_1^{-1}, \psi_a = \bar{\mathcal{G}} \psi_b,$ <p>where $\bar{\mathcal{G}} = \mathcal{G}^{-1}$.</p>	$\mathcal{G} = \begin{bmatrix} 1 & 0 & 0 \\ x & -z & 0 \\ 0 & 0 & 1 \end{bmatrix}$	$\bar{\mathcal{G}} = \begin{bmatrix} 1 & 0 & 0 \\ \frac{x}{z} & -\frac{1}{z} & 0 \\ 0 & 0 & 1 \end{bmatrix}.$

System (6.23) has the following extended Lax matrices:

$$L_A = \frac{1}{z} \begin{bmatrix} -z_1 & 0 & 0 & 1 \\ 0 & -z_1 & 0 & x_1 \\ zy_1 & 0 & -z & 0 \\ \ell_{41} & 0 & \frac{zz_1}{y}(x + \mathcal{G}(k)) & \ell_{44} \end{bmatrix}, \quad (6.27)$$

when considering edge-modified y_{13} and z_{13} , and where $\ell_{41} = -\frac{z_1}{y}(x^2 - \frac{1}{4}\mathbb{G}(-a, -b)^2)$ and $\ell_{44} = \frac{1}{y}(x^2 - \frac{1}{4}\mathbb{G}(-a, -b)^2 - zy_1(x + \mathcal{G}(p)))$;

$$L_B = \frac{1}{z} \begin{bmatrix} -z_1 & 0 & 0 & 1 \\ -xz_1 & 0 & zz_1 & x - zy_1 \\ zy_1 & 0 & -z & 0 \\ \ell_{41} & 0 & \frac{zz_1}{y}(x + \mathcal{G}(k)) & \ell_{44} \end{bmatrix}, \quad (6.28)$$

by taking the edge-modified expression of (6.26), with ℓ_{41} and ℓ_{44} as above; and

$$L_C = \frac{1}{z} \begin{bmatrix} -z_1 & 0 & 0 & 1 \\ 0 & -z_1 & 0 & x_1 \\ zy_1 & 0 & -z & 0 \\ \frac{z_1\mathbb{G}(-a, -b)^2}{4y} & -\frac{xz_1}{y} & \frac{zz_1}{y}\mathcal{G}(k) & \tilde{\ell}_{44} \end{bmatrix} \quad (6.29)$$

when using the edge-modified expression for y_{13} and with $\tilde{\ell}_{44} = \frac{1}{y}(xx_1 - \frac{1}{4}\mathbb{G}(-a, -b)^2 - \mathcal{G}(p)zy_1)$. All other combinations of (6.25) and (6.26) result in matrices that fail to satisfy the defining equation (2.10).

7 Software implementation and conclusions

The method to find Lax pairs of PΔEs based on multi-dimensional consistency is being implemented in MATHEMATICA. Using our prototype MATHEMATICA package [8] we derived Lax matrices of minimal sizes for various Boussinesq-type equations. In turn, the research done for this chapter helped us improve and extend the capabilities of the software under development [11].

The way we symbolically compute (and verify) Lax pairs might slightly differ from the procedure used by other authors (by hand or interactively with a computer algebra system). Indeed, for a system of PΔEs, the software generates all equations (and solutions) necessary to define a full face of the quadrilateral. That is, for a system of PΔEs including full-face expressions (involving at least 3 corners of the quadrilateral) and edge equations (involving two adjacent corners of the quadrilateral), the software will first augment the given system with the additional edge equations necessary to complete the set of equations for a particular face of the cube. For example, the Schwarzian Boussinesq system (1.4) discussed in Section 1.4 is augmented with two additional edge equations,

$$z_2y_{12} - x_{12} + x_2 = 0, \quad z_1y_{12} - x_{12} + x_1 = 0, \quad (7.1)$$

to generate the full set of equations for the front face of the cube. Then, using lexicographical ordering ($x \prec y \prec z$) and an index ordering (double-subscripts \prec no-subscripts \prec single-subscripts), the software solves (1.4) and (7.1) yielding

$$x_{12} = \frac{x_2z_1 - x_1z_2}{z_1 - z_2}, \quad y_{12} = \frac{x_2 - x_1}{z_1 - z_2}, \quad z_{12} = \frac{z}{y} \left(\frac{py_1z_2 - qy_2z_1}{z_1 - z_2} \right), \quad \text{with} \quad (7.2a)$$

$$x = x_1 - zy_1, \quad \text{and} \quad z = \frac{x_1 - x_2}{y_1 - y_2}. \quad (7.2b)$$

This process is then repeated for the left and bottom faces of the cube, always substituting solutions such as (7.2) to enforce consistency and remove redundancies.

The complete front-corner system (i.e., front, left and bottom faces connected at corner \mathbf{x} , see Fig. 3) is used to simplify the Lax equation when a Lax pair is finally tested. If all works as planned, the evaluation of the Lax equation then automatically results in a zero matrix.

For verification of consistency about the cube, the equations for the faces connected at the back-corner (where \mathbf{x}_{123} is located as shown in Fig. 3) are computed and then solved (adhering to the above ordering). Next, these solutions are then checked for consistency with the front-corner system. Finally, if the system is 3D consistent, the multiple expressions obtained for \mathbf{x}_{123} should be equal when reduced using (7.2) augmented with like equations for \mathbf{x}_{13} and \mathbf{x}_{23} .

Why would one care about different Lax matrices, in particular, if they are gauge equivalent? In the PDE case, application of the IST is easier if one selects a Lax pair of a specific form (i.e., the eigenvalues should appear in the diagonal entries), chosen from the infinite number of gauge equivalent pairs. Thus, for the KdV equation one may prefer to work with (2.8) instead of (2.4). Similar issues arise for PΔEs. Among the family of gauge-equivalent Lax matrices for PΔEs, which one should be selected so that, for example, the IST or staircase method [33] could be applied? (The latter method is used to find first integrals for periodic reductions of integrable PΔEs). In addition, one has to select an appropriate (separation) factor $t(\mathbf{x}, \mathbf{x}_1; p, k)$ (see Sec. 3.1.1). These issues are not addressed in this chapter for they require further study.

Acknowledgments

This material is based in part upon research supported by the National Science Foundation (NSF) under Grant No. CCF-0830783. Any opinions, findings, and conclusions or recommendations expressed in this material are those of the authors and do not necessarily reflect the views of the NSF.

References

- [1] Ablowitz M J and Clarkson P A, *Solitons, Nonlinear Evolution Equations and Inverse Scattering*, (London Math. Soc. Lect. Note Ser. **149**) Cambridge Univ. Press, Cambridge, UK, 1991.
- [2] Ablowitz M J, Kaup D J, Newell A C, and Segur H, The inverse scattering transform–Fourier analysis for nonlinear problems, *Stud. Appl. Math.* **53**(4), 249–315, 1974.
- [3] Ablowitz M J and Ladik F J, A nonlinear difference scheme and inverse scattering, *Stud. Appl. Math.* **55**(3), 213–229, 1976.
- [4] Ablowitz M J and Ladik F J, On the solution of a class of nonlinear partial difference equations, *Stud. Appl. Math.* **57**(1), 1–12, 1977.
- [5] Adler V E, Bobenko A I, and Suris Yu B, Classification of integrable equations on quad-graphs. The consistency approach, *Commun. Math. Phys.* **233**(3), 513–543, 2003.
- [6] Bobenko A I and Suris Yu B, Integrable systems on quad-graphs, *Int. Math. Res. Not.* **2002**(11), 573–611, 2002.
- [7] Bobenko A I and Suris Yu B, *Discrete Differential Geometry: Integrable Structure*, (Grad. Stud. Math. **98**) AMS, Philadelphia, PA, 2008.
- [8] Bridgman T J, `LaxPairPartialDifferenceEquations.m`: a Mathematica package for the symbolic computation of Lax pairs of systems of nonlinear partial difference equations defined on quadrilaterals,

- <http://inside.mines.edu/~whereman/software/LaxPairPartialDifferenceEquations>, 2012-2019.
- [9] Bridgman T J, *Symbolic Computation of Lax Pairs of Nonlinear Partial Difference Equations*, Ph.D Thesis, Dept. Appl. Maths. Stats., Colorado School of Mines, 2018.
 - [10] Bridgman T and Hereman W, Gauge-equivalent Lax pairs for Boussinesq-type systems of partial difference equations, Report, Dept. Appl. Maths. Stats., Colorado School of Mines, 26 pages, submitted, 2018.
 - [11] Bridgman T and Hereman W, Symbolic software for the computation of Lax pairs of nonlinear partial difference equations, in preparation, 2019.
 - [12] Bridgman T, Hereman W, Quispel G R W, and van der Kamp P H, Symbolic computation of Lax pairs of partial difference equations using consistency around the cube, *Found. Comput. Math.* **13**(4), 517–544, 2013.
 - [13] Faddeev L D and Takhtajan L A, *Hamiltonian Methods in the Theory of Solitons*, (Springer Ser. Sov. Math.) Springer-Verlag, Berlin, Germany, 1987.
 - [14] Hickman M, Hereman W, Larue J, and Göktaş Ü, Scaling invariant Lax pairs of nonlinear evolution equations, *Applicable Analysis* **91**(2), 381–402, 2012.
 - [15] Hietarinta J, Boussinesq-like multi-component lattice equations and multi-dimensional consistency, *J. Phys. A: Math. Theor.* **44**(16), 165204, 22 pages, 2011.
 - [16] Hietarinta J, Elementary introduction to discrete soliton equations. In: Euler N (Ed), *Nonlinear Systems and Their Remarkable Mathematical Structures* **1**, Chapter A4, 74–93, CRC Press, Boca Raton, Florida, 2018.
 - [17] Hietarinta J, Joshi N, and Nijhoff F W, *Discrete Systems and Integrability*, (Cambridge Texts Appl. Math.) Cambridge Univ. Press, Cambridge, UK, 2016.
 - [18] Hirota R, Nonlinear partial difference equations. I - A difference analogue of the Korteweg-de Vries equation, *J. Phys. Soc. Jpn.* **43**(4), 1424–1433, 1977.
 - [19] Hirota R, *The Direct Methods in Soliton Theory*, (Cambridge Tracts Math.) Cambridge Univ. Press, Cambridge, UK, 2004.
 - [20] Hydon P E, *Difference Equations by Differential Equation Methods*, (Cambridge Monographs Appl. Comp. Math. **27**) Cambridge Univ. Press, Cambridge, UK, 2014.
 - [21] Levi D, Olver P, Thomova Z, and Winternitz P (Eds), *Symmetries and Integrability of Difference Equations*, (London Math. Soc. Lect. Note Ser. **381**) Cambridge Univ. Press, Cambridge, UK, 2011.

- [22] Levi D, Verge-Rebelo R, and Winternitz P (Eds), *Symmetries and Integrability of Difference Equations*, (CRM Ser. Math. Phys.) Springer Int. Publ., New York, 2017.
- [23] Miura R M, Korteweg-de Vries equation and generalizations. I. A remarkable explicit nonlinear transformation, *J. Math. Phys.* **9**(8), 1202–1204, 1968.
- [24] Nijhoff F W, On some “Schwarzian” equations and their discrete analogues. In: Fokas A S and Gelfand I M (Eds), *Algebraic Aspects of Integrable Systems: In memory of Irene Dorfman*, 237–260, Birkhäuser Verlag, Boston, MA, 1997.
- [25] Nijhoff F W, Discrete Painlevé equations and symmetry reduction on the lattice. In: Bobenko A I and Seiler R (Eds), *Discrete Integrable Geometry and Physics*, 209–234, (Oxford Lect. Ser. Math. Appls.) Oxford Univ. Press, New York, 1999.
- [26] Nijhoff F W, Lax pair for the Adler (lattice Krichever-Novikov) system, *Phys. Lett. A* **297**(1-2), 49–58, 2002.
- [27] Nijhoff F and Capel H, The discrete Korteweg-de Vries equation, *Acta Appl. Math.* **39**(1-3), 133–158, 1995.
- [28] Nijhoff F W and Papageorgiou V G, Similarity reductions of integrable lattices and discrete analogues of the Painlevé II equation, *Phys. Lett. A* **153**(6-7), 337–344, 1991.
- [29] Nijhoff F W, Papageorgiou V G, Capel H W, and Quispel G R W, The lattice Gel’fand-Dikii hierarchy, *Inv. Probl.* **8**(4), 597–621, 1992.
- [30] Nijhoff F W, Quispel G R W, and Capel H W, Direct linearization of nonlinear difference-difference equations, *Phys. Lett. A* **97**(4), 125–128, 1983.
- [31] Nijhoff F W, van der Linden J, Quispel G R W, Capel H W, and Velthuisen J, Linearization of the nonlinear Schrödinger equation and the isotropic Heisenberg spin chain, *Physica A* **116**(1-2), 1–33, 1982.
- [32] Tongas A and Nijhoff F W, The Boussinesq integrable system: compatible lattice and continuum structures, *Glasgow Math. J.* **47**(A), 205–219, 2005.
- [33] van der Kamp P H and Quispel G R W, The staircase method: integrals for periodic reductions of integrable lattice equations, *J. Phys. A: Math. Theor.* **43**(46), 465207, 34 pages, 2010.
- [34] Wahlquist H D and Estabrook F B, Bäcklund transformation for solutions of the Korteweg-de Vries equation, *Phys. Rev. Lett.* **31**(23), 1386–1390, 1973.
- [35] Zhang D-J, Zhao S-L, and Nijhoff F W, Direct linearization of extended lattice BSQ systems, *Stud. Appl. Math.* **129**(2), 220–248, 2012.