

A CURVATURE NOTION FOR PLANAR GRAPHS STABLE UNDER PLANAR DUALITY

YOHJI AKAMA, BOBO HUA, YANHUI SU, AND LILI WANG

ABSTRACT. Woess [Woe98] introduced a curvature notion on the set of edges of a planar graph, called Ψ -curvature in our paper, which is stable under the planar duality. We study geometric and combinatorial properties for the class of infinite planar graphs with non-negative Ψ -curvature. By using the discharging method, we prove that for such an infinite graph the number of vertices (resp. faces) of degree k , except $k = 3, 4$ or 6 , is finite. As a main result, we prove that for an infinite planar graph with non-negative Ψ -curvature the sum of the number of vertices of degree at least 8 and the number of faces of degree at least 8 is at most one.

Keywords. combinatorial curvature, Ψ -curvature, 4-regular, planar graph

Mathematics Subject Classification 2010: 05C10, 51M20, 52C20.

CONTENTS

1. Introduction	1
2. Preliminaries	7
3. Some properties of 4-regular infinite planar graphs with non-negative combinatorial curvature	9
4. The local structure of large faces in 4-regular infinite planar graphs with non-negative combinatorial curvature	14
5. The discharging method and the proof of Theorem 1.9	36
Acknowledgements	46
References	46

1. INTRODUCTION

The combinatorial curvature for planar graphs was introduced by [Nev70, Sto76, Gro87, Ish90], which is a discrete analog of the Gaussian curvature of surfaces. It has been intensively studied by many authors, see e.g. [Ž97, Woe98, Hig01, BP01, HJL02, LPZ02, HS03, SY04, RBK05, BP06, DM07, CC08, Zha08, Che09, Kel10, KP11, Kel11, Oh17, Ghi17].

Let (V, E) be a locally finite, undirected, connected graph with the set of vertices V and the set of edges E . We always assume (V, E) is simple, i.e.

it has no selfloops no multiple edges. Two vertices x, y are called adjacent if $\{x, y\} \in E$, denoted by $x \sim y$. The graph (V, E) is called *planar* if it can be topologically embedded into the sphere \mathbb{S}^2 or the plane \mathbb{R}^2 . We write $G = (V, E, F)$ for the combinatorial structure, or the cell complex, induced by the embedding where F is the set of faces, i.e. connected components of the complement of the embedding image of the graph (V, E) in the target. Two elements in V, E, F are called *incident* if the closures of their images have non-empty intersection. We call the closure $\bar{\sigma}$ of a face σ a closed face. A planar graph G is called a (planar) *tessellation* if the following conditions hold, see e.g. [Kel11]:

- (i) Any closed face is a closed disk whose boundary consists of finitely many edges of the graph.
- (ii) Any edge is contained in exactly two different closed faces.
- (iii) The intersection of two closed faces is an empty set, a vertex or the closure of an edge.

In this paper, we call tessellations planar graphs for simplicity and assume that for any vertex x and any face σ

$$|x| \geq 3, |\sigma| \geq 3,$$

where $|\cdot|$ denotes the degree of a vertex or the degree of a face, i.e. the number of edges incident to the face. For a planar graph G , the *combinatorial curvature* at the vertex is defined as

$$(1) \quad \Phi(x) = 1 - \frac{|x|}{2} + \sum_{\sigma \in F: x \in \bar{\sigma}} \frac{1}{|\sigma|}, \quad x \in V,$$

where the summation is taken over all faces σ incident to x .

To digest the definition, we endow the ambient space of G with a canonical piecewise flat metric and call it the (regular) *Euclidean polyhedral surface*, denoted by $S(G)$: replace each face by a regular Euclidean polygon of same facial degree and of side length one, glue them together along their common edges, and define the metric on the ambient space via gluing methods, see [BBI01, Chapter 3]. It is well-known that the generalized Gaussian curvature on an Euclidean polyhedral surface, as a measure, concentrates on the vertices. One can show that the combinatorial curvature at a vertex is in fact the mass of the generalized Gaussian curvature at that vertex up to the normalization 2π , see e.g. [Ale05, HJL15].

We denote by $\mathcal{PC}_{\geq 0}$ the class of planar graphs with non-negative combinatorial curvature. This class of planar graphs has been studied by [Hig01, DM07, CC08, HJL15, HJ15]. As is well-known, $G \in \mathcal{PC}_{\geq 0}$ if and only if $S(G)$ has non-negative curvature in the sense of Alexandrov, i.e. it is a (possibly non-smooth) convex surface, see [HJL15, BBI01]. For a planar graph G , we denote by

$$\Phi(G) := \sum_{x \in V} \Phi(x)$$

the total curvature of G . For a finite planar graph G , i.e. embedded into \mathbb{S}^2 , the (discrete) Gauss-Bonnet theorem states that $\Phi(G) = 2$. For an infinite planar graph $G \in \mathcal{PC}_{\geq 0}$, DeVos and Mohar [DM07] proved a discrete analog of Cohn-Vossen theorem in the Riemannian geometry.

Theorem 1.1 ([DM07]). *For any infinite $G \in \mathcal{PC}_{\geq 0}$,*

$$(2) \quad \Phi(G) \leq 1.$$

For a planar graph G with an embedding, one can define the dual graph G^* : the vertices of G^* are corresponding to faces of G , the faces of G^* are corresponding to vertices of G , and two vertices in G^* are adjacent if and only if the corresponding faces in G share a common edge. One can show that G is a tessellation if and only if so is G^* , see e.g. [BP06]. For $G \in \mathcal{PC}_{\geq 0}$, the dual graph G^* may not have non-negative combinatorial curvature, e.g. the boundary of the truncated cube, one of the Archimedean solids. This means that the dual operation doesn't preserve the class $\mathcal{PC}_{\geq 0}$.

Baues and Peyerimhoff [BP06] introduced the so-called corner curvature on planar graphs. A corner of $G = (V, E, F)$ is a pair (x, σ) such that $x \in V$, $\sigma \in F$ and x is incident to σ . The corner curvature of a corner (x, σ) is defined as

$$C(x, \sigma) := \frac{1}{|x|} + \frac{1}{|\sigma|} - \frac{1}{2}.$$

We define the class of planar graphs with non-negative corner curvature as

$$\mathcal{C}_{\geq 0} := \{G : C(x, \sigma) \geq 0, \forall \text{ corner } (x, \sigma)\}.$$

One can show that $\mathcal{C}_{\geq 0} \subset \mathcal{PC}_{\geq 0}$, and $G \in \mathcal{C}_{\geq 0}$ if and only if $G^* \in \mathcal{C}_{\geq 0}$, see e.g. [BP06]. Although the class $\mathcal{C}_{\geq 0}$ has nice properties, it is somehow restrictive.

Woess [Woe98, pp. 387] introduced an interesting curvature notion on edges.

Definition 1.2. *For any edge e , let x_1, x_2 be end-vertices of e and σ_1, σ_2 be two faces whose closures contain e , see Figure 1. We define the Ψ -curvature of the edge e as*

$$\Psi(e) = \frac{1}{|x_1|} + \frac{1}{|x_2|} + \frac{1}{|\sigma_1|} + \frac{1}{|\sigma_2|} - 1.$$

Remark 1.3. *Woess called it ϕ curvature, which is same as the above notion up to a sign.*

We denote by

$$\mathcal{M}_{\geq 0} := \{G : \Psi(e) \geq 0, \forall e \in E\}$$

the class of planar graphs with non-negative Ψ -curvature. By the definition, one easily verifies that $G \in \mathcal{M}_{\geq 0}$ if and only if $G^* \in \mathcal{M}_{\geq 0}$. In fact, for any $e \in E$, there is a unique edge e^* in G^* such that $\Psi(e) = \Psi(e^*)$. Moreover, we observe that the Ψ -curvature is related to the corner curvature as follows.

Proposition 1.4. *For any edge e ,*

$$\Psi(e) = \frac{1}{2} [C(x_1, \sigma_1) + C(x_1, \sigma_2) + C(x_2, \sigma_1) + C(x_2, \sigma_2)],$$

where x_1, x_2 are end-vertices of e and σ_1, σ_2 are two faces whose closures contain e .

This yields that $\mathcal{C}_{\geq 0} \subset \mathcal{M}_{\geq 0}$.

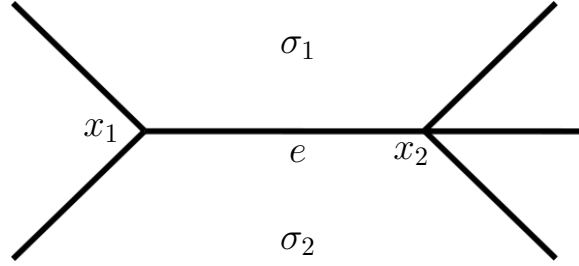


FIGURE 1.

To digest the definition of Ψ -curvature, we introduce the definition of medial graphs, introduced by Steiniz [Ste22]. Let $G = (V, E, F)$ be a planar graph. The medial graph $\hat{G} = (\hat{V}, \hat{E}, \hat{F})$ associated to G is defined as follows. For each edge $e \in E$, we denote by $m(e)$ the midpoint of e in $S(G)$. The set of vertices of \hat{G} is given by $\hat{V} = \{m(e) : e \in E\}$. Any two vertices $m(e_1)$ and $m(e_2)$ are adjacent, i.e. $\{m(e_1), m(e_2)\} \in \hat{E}$, if and only if e_1 and e_2 share a common vertex, and are incident to a common face. In this case, we draw a segment from $m(e_1)$ to $m(e_2)$ in the Euclidean polyhedral surface $S(G)$ representing the edge. The faces of \hat{G} are induced by the embedding of the vertices and edges of \hat{G} in $S(G)$, homeomorphic to \mathbb{S}^2 or \mathbb{R}^2 . So that we have the following bijections

$$\hat{V} \approx E, \quad \hat{F} \approx V \cup F.$$

Note that the medial graph \hat{G} is always 4-regular, i.e. $|m(e)| = 4$, for any $m(e) \in \hat{V}$. We will show that if G is a tessellation, then so is \hat{G} , see Proposition 2.1.

By the definitions, we observe that the Ψ -curvature of G is given by the combinatorial curvature of the medial graph \hat{G} . So that many problems on the class $\mathcal{M}_{\geq 0}$ can be reformulated to those on 4-regular planar graphs in $\mathcal{PC}_{\geq 0}$. The proof is evident, so that we omit it here.

Proposition 1.5. *For any edge e ,*

$$\Psi(e) = \Phi(m(e)),$$

where $\Phi(m(e))$ is the combinatorial curvature at the vertex $m(e)$ in \hat{G} .

Let G be a planar graph. For $k \geq 3$, we denote by $V_k(G)$ the number of vertices of degree k in G , and by $F_k(G)$ the number of faces of degree k in G . In this paper, we study the following problem.

Problem 1.6. *For any infinite $G \in \mathcal{M}_{\geq 0}$, what are the upper bounds for $F_k(G)$ and $V_k(G)$?*

By the examples of regular planar tilings, it is possible that $V_k(G) = \infty$ or $F_k(G) = \infty$, for $k = 3, 4, 6$. For a planar graph G , any face of the medial graph \hat{G} corresponds to a vertex or a face in G same degree. Hence we have

$$(3) \quad V_k(G) + F_k(G) = F_k(\hat{G})$$

for any $k \geq 3$. By setting $\Gamma = \hat{G}$, Problem 1.6 is reformulated to the estimate of $F_k(\Gamma)$ for a 4-regular planar graph Γ in $\mathcal{PC}_{\geq 0}$. We first prove the following result, see Section 3.

Proposition 1.7. *For a 4-regular infinite planar graph $\Gamma \in \mathcal{PC}_{\geq 0}$, the degree of any face is at most 12.*

This yields that for any $G \in \mathcal{M}_{\geq 0}$, $F_k(G) = V_k(G) = 0$ for any $k \geq 13$.

For any vertex x with $|x| = N$ in a planar graph, the vertex pattern of x is defined as

$$\text{Ptt}(x) := (|\sigma_1|, |\sigma_2|, \dots, |\sigma_N|),$$

where $\{\sigma_i\}_{i=1}^N$ are the faces incident to x , ordered by $|\sigma_1| \leq |\sigma_2| \leq \dots \leq |\sigma_N|$. By [CC08], for any $\Gamma \in \mathcal{PC}_{\geq 0}$ there are only finitely many vertices of positive curvature. So that except finite vertices, the combinatorial curvature is vanishing. If Γ is 4-regular, their vertex patterns with vanishing curvature are given by $(3, 3, 6, 6)$, $(4, 4, 4, 4)$, $(3, 4, 4, 6)$ or $(3, 3, 4, 12)$. This yields that for any $k \neq 3, 4, 6, 12$, $F_k(\Gamma)$ is finite, which implies that $V_k(G) + F_k(G)$ is finite for any $G \in \mathcal{M}_{\geq 0}$. In fact, by some elementary arguments, we get the following estimates.

Proposition 1.8. *For a 4-regular infinite planar graph $\Gamma \in \mathcal{PC}_{\geq 0}$,*

$$F_5(\Gamma) \leq 21, \quad F_7(\Gamma) \leq 15.$$

For the critical case $k = 12$, it is very possible that there are infinitely many 12-gons in a 4-regular $\Gamma \in \mathcal{PC}_{\geq 0}$. As a main result of the paper, we prove that the number of 12-gons is finite, and in fact we give the tight upper bound estimate for the number of faces of degree at least 8 as follows.

Theorem 1.9. *For a 4-regular infinite planar graph $\Gamma \in \mathcal{PC}_{\geq 0}$,*

$$\sum_{k=8}^{12} F_k(\Gamma) \leq 1.$$

Remark 1.10. *Figure 2 indicates that the upper bound for the case $k = 12$ is sharp. In fact, replacing σ in Figure 2 by k -gon for $8 \leq k \leq 11$, we obtain other examples for the sharpness when $8 \leq k \leq 11$.*

k -gons	$F_k(\Gamma)$
$k = 5$	≤ 21
$k = 7$	≤ 15
$8 \leq k \leq 12$	≤ 1
$k \geq 13$	$= 0$

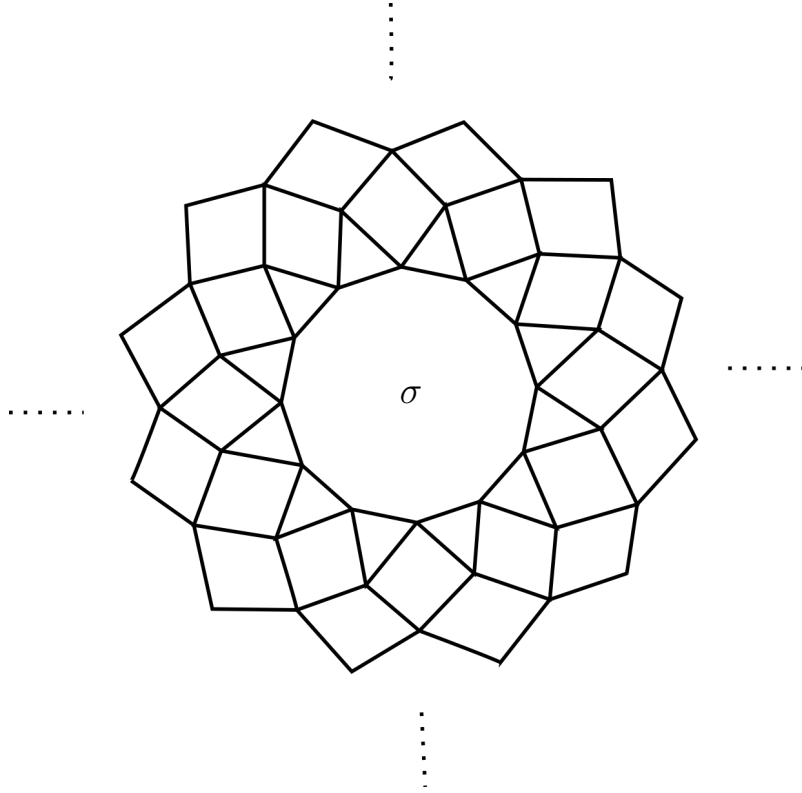
Table 1.

FIGURE 2. The fact σ is a 12-gon. The vertex patterns of vertices incident to σ are $(3, 3, 4, 12)$, the vertex patterns of vertices which are adjacent to vertices in the boundary of σ are $(3, 4, 4, 4)$, and the other vertex patterns are $(4, 4, 4, 4)$.

We collect our estimates in Table 1.

The theorem is proved via the discharging method. Discharging methods were used by many authors in graph theory for different purposes, see e.g. [AH77, RSST97, Moh02, DM07, Oh17, Ghi17, HS19]. The curvature at vertices of a planar graph can be regarded as the charge concentrated on vertices. The discharging method is to redistribute the charge on vertices via transferring the charge from “good” vertices to “bad” vertices. For any

face σ , the 1-neighborhood of σ , denoted by $U_1(\sigma)$, is the union of vertices incident to σ and the vertices adjacent to these vertices. To estimate the number of k -gons with $8 \leq k \leq 12$, we first argue that the 1-neighborhood of k_1 -gon and the 1-neighborhood of k_2 -gon are disjoint for $8 \leq k_1, k_2 \leq 12$, see Theorem 4.1. For the discharging rule, for any k -gon σ with $8 \leq k \leq 12$ we redistribute the curvature of nearby vertices, within the 1-neighborhood of σ , to those vertices incident to σ , such that the total redistributed curvature of the vertices incident to σ is uniformly bounded below. Then one can estimate the cardinality of k -gons with $8 \leq k \leq 12$ by using the total curvature restriction, i.e. Theorem 1.1.

By the above theorem and (3), we give the answer of Problem 1.6 for $8 \leq k \leq 12$.

Corollary 1.11. *For any infinite $G \in \mathcal{M}_{\geq 0}$, $\sum_{k=8}^{12} (F_k(G) + V_k(G)) \leq 1$.*

This result is sharp since one can construct an infinite graph whose medial graph is given by Γ in Figure 2.

The paper is organized as follows: In §2, we recall some basic facts about planar graphs and the curvature notions. In §3, we study basic properties of 4-regular infinite planar graphs with non-negative combinatorial curvature, and prove Proposition 1.7 and Proposition 1.8. In §4, we investigate the local structure of large faces in 4-regular infinite planar graphs with non-negative combinatorial curvature, and prove that 1-neighborhoods of large faces are disjoint in Theorem 4.1. In §5, we use the discharge method to prove the main result, Theorem 1.9.

2. PRELIMINARIES

Let $G = (V, E, F)$ be a planar graph. For any face σ , we denote by

$$\partial\sigma := \{x \in V : x \prec \sigma\}$$

the set of boundary vertices of σ . For any two elements in V, E, F , we call that one is contained in the other if the former is contained in the closure of the latter, denoted by $x \prec e, e \prec \sigma, x \prec \sigma$ etc., where $x \in V, e \in E, \sigma \in F$. Two edges e_1 and e_2 (resp. two faces σ_1 and σ_2) are called lower-adjacent, denoted by $e_1 \smile e_2$ (resp. $\sigma_1 \smile \sigma_2$), if their closures contain a common vertex (resp. edge). We write $e = \sigma \cap \tau$ if $e \prec \sigma$ and $e \prec \tau$. For a face σ , we say that faces τ and ω are σ -neighbours if $\tau \smile \sigma, \omega \smile \sigma$, and the intersection $\bar{\tau}$ and $\bar{\omega}$ is a vertex in σ . In this case, we also say that τ is σ -adjacent to ω . For convenience, sometimes we don't distinguish the closure of a face $\bar{\sigma}$ and a face σ itself.

For a planar graph $G = (V, E, F)$, we introduce the definition of the medial graph $\hat{G} = (\hat{V}, \hat{E}, \hat{F})$ of G . Let φ be the embedding of (V, E) in $S(G)$, where we equip it with the metric in the target for as in the introduction simplicity. For any edge $e \in E$, we denote by $m(e)$ the midpoint of $\varphi(e)$, which corresponds to a vertex in \hat{V} . For any $e_1, e_2 \in E$, satisfying $e_1 \smile e_2$,

Patterns of x		$\Phi(x)$
$(3, 3, 3, k)$	$3 \leq k$	$1/k$
$(3, 3, 4, k)$	$4 \leq k \leq 11$	$1/k - 1/12$
$(3, 3, 5, k)$	$5 \leq k \leq 7$	$1/k - 2/15$
$(3, 4, 4, k)$	$4 \leq k \leq 5$	$1/k - 1/6$

Table 2. The patterns of a vertex with positive curvature.

$e_1 \prec \sigma$ and $e_2 \prec \sigma$ for some $\sigma \in F$, we draw a segment $l_{e_1 e_2}$ from $m(e_1)$ to $m(e_2)$ in $S(G)$ presenting an edge $\{m(e_1), m(e_2)\}$ in \hat{E} . The face set \hat{F} is induced by the above embedding (\hat{V}, \hat{E}) in $S(G)$. We describe the face set \hat{F} as follows. For any $x \in V$ with $|x| = N$, let $\{e_i\}_{i=1}^N$ be the set of edges incident to x , whose embedding images are ordered clockwise in $S(G)$. We denote by Σ_x the face of \hat{F} bounded by the edge set $\{l_{e_1 e_2}, l_{e_2 e_3}, \dots, l_{e_{N-1} e_N}, l_{e_N e_1}\}$. For any $\sigma \in F$ with $|\sigma| = Q$, let $\{s_i\}_{i=1}^Q$ be the set of edges incident to σ , whose embedding images are ordered clockwise in $S(G)$. We denote by Σ_σ the face of \hat{F} bounded by the edge set $\{l_{s_1 s_2}, l_{s_2 s_3}, \dots, l_{s_{Q-1} s_Q}, l_{s_Q s_1}\}$. Then $\hat{F} = \{\Sigma_x : x \in V\} \cup \{\Sigma_\sigma : \sigma \in F\}$. One easily sees that for any $x \in V$, $\sigma \in F$, $|\Sigma_x| = |x|$, $|\Sigma_\sigma| = |\sigma|$.

Proposition 2.1. *If G is a planar tessellation, then so is \hat{G} .*

Proof. It suffices to check that \hat{G} satisfies the planar tessellation as stated in §1. (i) This is obvious.

(ii) For any edge $\{m(e_1), m(e_2)\} \in \hat{E}$, there is a unique $x \in V$ (resp. $\sigma \in F$) such that x (resp. σ) is incident to both e_1 and e_2 . Then the embedding image $l_{e_1 e_2}$ of $\{m(e_1), m(e_2)\}$ is contained in exactly $\bar{\Sigma}_x$ and $\bar{\Sigma}_\sigma$.

(iii) If $\bar{\Sigma}_x \cap \bar{\Sigma}_y \neq \emptyset$ for $x, y \in V$, then there is a unique edge $e \in E$ such that $x, y \prec e$. Then $\bar{\Sigma}_x \cap \bar{\Sigma}_y = \{m(e)\}$. If $\bar{\Sigma}_\sigma \cap \bar{\Sigma}_{\sigma'} \neq \emptyset$ for $\sigma, \sigma' \in F$, then there is a unique edge $e \in E$ such that $e \prec \sigma, \sigma'$. Then the intersection consists of a vertex $m(e)$. If $\bar{\Sigma}_x \cap \bar{\Sigma}_\sigma \neq \emptyset$ for $x \in V$ and $\sigma \in F$, then there are edges e_1 and e_2 such that x (resp. σ) is incident to both e_1 and e_2 . Hence, $\bar{\Sigma}_x \cap \bar{\Sigma}_\sigma = l_{e_1 e_2}$ which represents the edge $\{m(e_1), m(e_2)\}$.

Hence the proof is completed. \square

For a 4-regular infinite planar graph with non-negative combinatorial curvature, the list of vertex patterns of positive curvature is given in Table 2, and the vertex patterns with vanishing curvature are given by

$$(4) \quad (3, 3, 6, 6), (4, 4, 4, 4), (3, 4, 4, 6), (3, 3, 4, 12).$$

Noting that $\mathcal{C}_{\geq 0} \subset \mathcal{M}_{\geq 0}$, we give an example to show that the converse is not true.

Example 2.2. *Let G be a periodic square tiling of \mathbb{R}^2 as in Figure 3. Then the medial graph \hat{G} is the uniform (Archimedean) tiling of type $(3, 4, 4, 6)$.*

Hence $G \in \mathcal{M}_{\geq 0}$. One easily sees that $G \notin \mathcal{PC}_{\geq 0}$, since it has a vertex of pattern $(4, 4, 4, 4, 4, 4)$ whose combinatorial curvature is negative. Note that $\mathcal{C}_{\geq 0} \subset \mathcal{PC}_{\geq 0}$, so that $G \notin \mathcal{C}_{\geq 0}$.




FIGURE 3.

Next we show that $\mathcal{PC}_{\geq 0} \not\subset \mathcal{M}_{\geq 0}$ and $\mathcal{M}_{\geq 0} \not\subset \mathcal{PC}_{\geq 0}$. The second assertion follows from Example 2.2. For the first assertion, consider the uniform (Archimedean) tiling G of type $(3, 12, 12)$. Then $G \in \mathcal{PC}_{\geq 0}$. Note that in the medial graph \hat{G} there is a vertex of pattern $(3, 3, 12, 12)$ whose combinatorial curvature is negative, so that $G \notin \mathcal{M}_{\geq 0}$.

3. SOME PROPERTIES OF 4-REGULAR INFINITE PLANAR GRAPHS WITH NON-NEGATIVE COMBINATORIAL CURVATURE

In this section, we study some basic properties of infinite 4-regular planar graphs with non-negative combinatorial curvature.

First, we derive an upper bound for the degree of faces in an infinite 4-regular planar graph with non-negative combinatorial curvature.

Theorem 3.1. *Let Γ be a 4-regular planar graph with non-negative combinatorial curvature. Suppose that $\sup_{\sigma \in F} |\sigma| \geq 13$, then Γ is a finite graph, i.e. embedded into \mathbb{S}^2 , and Γ is an antiprism.*

Proof. Let σ be a face of degree at least 13. For any vertex $x \in \partial\sigma$, $\Phi(x) \geq 0$, then by Table 2 and (4), $\text{Ptn}(x) = (3, 3, 3, |\sigma|)$ and

$$(5) \quad \sum_{x \in \partial\sigma} \Phi(x) = 1.$$

Let $\{\tau_i\}_{i=1}^{|\sigma|}$ be the triangles lower-adjacent to σ , ordered clockwise along σ . For any $1 \leq i \leq |\sigma|$, let $x_i \in \partial\tau_i \setminus \partial\sigma$. We claim that $x_i \neq x_j$ for $i \neq j$. Note

that all vertices in $\partial\sigma$ are of pattern $(3, 3, 3, |\sigma|)$, and there are triangles $\{\omega_i\}_{i=1}^{|\sigma|}$ with ω_i is lower-adjacent to τ_i and τ_{i+1} and incident to σ , where the index is understood in the sense of modulo $|\sigma|$. Hence for any i , x_i is incident to three triangles $\omega_{i-1}, \tau_i, \omega_i$. Hence x_i is not identified with x_j for $i \neq j$, which follows the tessellation properties (i) – (iii) and $|x_i| = 4$. This proves the claim.

We divide it into cases.

Case 1. Γ is an infinite graph, i.e. embedded into \mathbb{R}^2 . By Theorem 1.1,

$$\sum_{x \in V} \Phi(x) \leq 1.$$

By (5), this yields that for any $x \notin \partial\sigma$, $\Phi(x) = 0$. Note that for each x_i defined above, it is incident to three triangles. So that $\Phi(x_i) > 0$ which yields a contradiction.

Case 2. Γ is a finite graph, i.e. embedded into \mathbb{S}^2 . By the Gauss-Bonnet theorem,

$$\sum_{x \in V} \Phi(x) = 2.$$

Since $\{x_i\}$ satisfies that $x_i \neq x_j$ for $i \neq j$ and each x_i incident to three triangles. Let σ_1 be a face incident to x , which different from the three triangles obtained before. One can show that all x_i are the boundary of same face σ_1 and $|\sigma_1| = |\sigma|$. This proves that Γ is an antiprism. \square

This yields that the maximum facial degree of an infinite 4-regular planar graph with non-negative combinatorial curvature is at most 12.

Proof of Proposition 1.7. Since Γ is an infinite 4-regular planar graph with non-negative combinatorial curvature, by Theorem 3.1, $|\sigma| \leq 12$, for any face σ . This proves the proposition. \square

Next, we give upper bounds for the number of faces of degree k , for $k = 5, 7$.

Proof of Proposition 1.8. Let σ be a k -gon in Γ . Let σ_1 and σ_2 be two k -gons in Γ with facial degree k . By Table 2 and (4), if $k \geq 7$, then

$$(6) \quad \partial\sigma_1 \cap \partial\sigma_2 = \emptyset.$$

We divide it into cases.

Case 1. $k = 7$. For any $z \in \partial\sigma$, $\text{Pttn}(z) = (3, 3, 3, 7), (3, 3, 4, 7)$ or $(3, 3, 5, 7)$, and $\Phi(z) \geq \frac{1}{105}$. This implies that $\sum_{z \in \partial\sigma} \Phi(z) \geq \frac{1}{15}$. By (6) and Theorem 1.1, we have

$$\frac{1}{15} F_7(\Gamma) \leq \sum_{\sigma \in F: |\sigma|=7} \sum_{z \in \partial\sigma} \Phi(z) \leq 1,$$

which gives

$$F_7(\Gamma) \leq 15.$$

Case 2. $k = 5$. For any $z \in V$, by Table 2 and (4), we have

$$\#\{\tau : z \prec \tau, |\tau| = 5\} \leq 2.$$

For any $z \in \partial\sigma$, if $\#\{\tau : z \prec \tau, |\tau| = 5\} = 1$, then $\Phi(z) \geq \frac{1}{105}$. If $\#\{\sigma : z \prec \sigma, |\sigma| = 5\} = 2$, then $\Phi(z) = \frac{1}{15}$ and $\Phi(z)$ contributes the curvature $\frac{1}{30}$ to each pentagon. Hence, by Theorem 1.1, we have

$$\frac{1}{21}F_5(\Gamma) \leq \sum_{\sigma \in F: |\sigma|=5} \sum_{z \in \partial\sigma} \Phi(z) \leq 2 \sum_{z \in V} \Phi(z) \leq 1,$$

which yields

$$F_5(\Gamma) \leq 21.$$

This proves the proposition. \square




FIGURE 4.

Let Γ be a 4-regular infinite planar graph satisfying $\Gamma \in \mathcal{PC}_{\geq 0}$. For a large face σ in Γ with facial degree no less than 8, the non-negative combinatorial curvature implies that any vertex in $\partial\sigma$ is of pattern $(3, 3, 3, k)$ or $(3, 3, 4, k)$, see Table 2 and (4). Hence, we obtain that the faces surrounding σ are triangles or squares in the following property. Since the proof is obvious, we omit it here.

Proposition 3.2. *Let Γ be a 4-regular infinite planar graph satisfying $\Gamma \in \mathcal{PC}_{\geq 0}$ and σ be a face in Γ with facial degree k and $k \geq 8$. Then any face lower-adjacent to σ is either a triangle or a square. Moreover, for any two squares lower-adjacent to σ , they are not σ -adjacent.*

For the faces lower-adjacent to a large face, we obtain that they have no intersection except vertices in the large face.

Proposition 3.3. *Let Γ be a 4-regular infinite planar graph satisfying $\Gamma \in \mathcal{PC}_{\geq 0}$ and σ be a face in Γ with facial degree $8 \leq k \leq 12$. Then for any τ, ω lower-adjacent to σ ,*

$$(7) \quad (\partial\tau \setminus \partial\sigma) \cap (\partial\omega \setminus \partial\sigma) = \emptyset.$$

Remark 3.4. *Let $\{\tau_i\}_{i=1}^k$ be faces lower-adjacent to a face σ with facial degree k and $8 \leq k \leq 12$. This proposition implies that the vertices in $\{\partial\tau_i \setminus \partial\sigma\}_{i=1}^k$ has no identification. This means that in general we have the picture as in Figure 4.*

Proof. By Proposition 3.2, τ (resp. ω) is either a triangle or a square. By the tessellation properties, one easily shows that τ and ω satisfy (7) if they are σ -neighbours. We may assume that τ and ω are not σ -neighbours. Suppose that the statement (7) is not true.

We divide it into cases.

Case 1. $|\tau| = |\omega| = 3$. Let $x = (\partial\tau \setminus \partial\sigma) \cap (\partial\omega \setminus \partial\sigma)$. Let e_1, e_2 (resp. e_3, e_4) be two edges contained in τ (resp. in ω), but not in σ . For $1 \leq i \leq 4$, let y_i be a vertex satisfying $y_i \prec e_i$ and $y_i \prec \sigma$. Since τ is not σ -adjacent to ω , either y_1 is not adjacent to y_3 or y_2 is not adjacent to y_4 . Without loss of generality, we assume that y_1 is not adjacent to y_3 , see Figure 5. Since $|x| = 4$, there are two other faces, τ' and ω' , containing x , so that each of them contains two edges from $\{e_i\}_{i=1}^4$. Hence by the tessellation properties there is one of τ' and ω' , say τ' , containing two edges e_1 and e_3 or two edges e_1 and e_4 . For either case, it contradicts the tessellation properties, since τ' and σ intersect at two non-adjacent vertices $\{y_1, y_3\}$ or $\{y_1, y_4\}$.

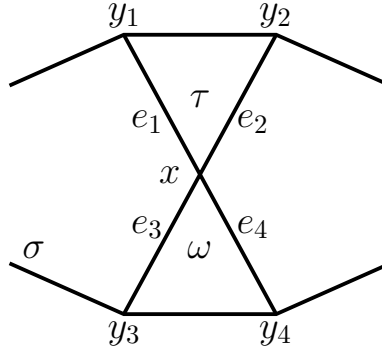


FIGURE 5.

Case 2. One of τ and ω is a triangle and the other is not, say $|\tau| = 3$ and $|\omega| = 4$. Let e_1, e_2 (resp. e_3, e_4, e_5) be the edges contained in τ (resp. in ω), but not in σ . For $1 \leq i \leq 3$, let y_i be a vertex satisfying $y_i \prec e_i$ and $y_i \prec \sigma$. We divide it into two subcases.

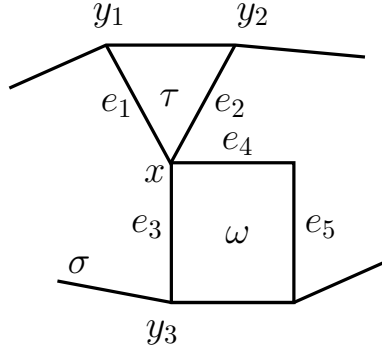


FIGURE 6.

Case 2.1. $y_1 \not\sim y_3$, see Figure 6. By $|x| = 4$, there is one face τ' containing x which contains the edges e_1 and e_3 or e_2 and e_3 . In both cases, τ' and σ intersect at two non-adjacent vertices $\{y_1, y_3\}$ or $\{y_2, y_3\}$, which contradicts the tessellation properties.

Case 2.2. $y_1 \sim y_3$, see Figure 7. Let η be a face lower-adjacent to σ

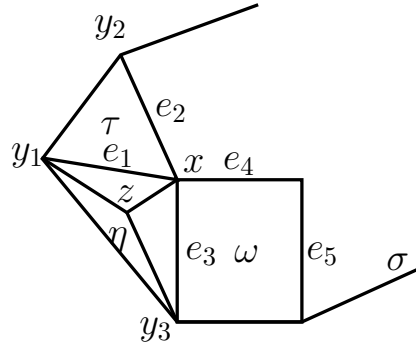


FIGURE 7.

which contains the edge $\{y_1 y_3\}$. Note that η and ω are σ -adjacent. By Proposition 3.2 and $|\omega| = 4$, $|\eta| = 3$. Set $z = \partial\eta \setminus \partial\sigma$. It is easy to see that $z \neq x$. Considering the vertex pattern of y_3 , we get $z \sim x$. This contradicts $|x| = 4$.

Case 3. $|\tau| = |\omega| = 4$. We divide it into subcases.

Case 3.1. $\#(\partial\tau \cap \partial\omega) = 2$. Let $\{x, y\} = \partial\tau \cap \partial\omega$. By the orientability of \mathbb{R}^2 , we have the case as in Figure 8. By a similar argument as in the proof of Case 2.3, one can show that there are more than two edges on the boundary of σ which lie on the left hand side of τ and ω . Let $\tau_1 \smile \sigma$ (resp. $\tau_2 \smile \sigma$)

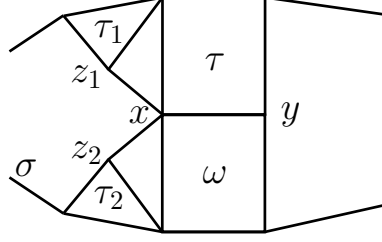


FIGURE 8.

be the face σ -adjacent to τ (resp. ω) as in Figure 8. By Proposition 3.2, $|\tau_i| = 3$, $i = 1, 2$. Set $z_i = \partial\tau_i \setminus \partial\sigma$ for $i = 1, 2$. By Case 1, z_1, z_2, x are different. By considering the vertex patterns of $\partial\tau_1 \cap \partial\tau$ (resp. $\partial\tau_2 \cap \partial\omega$), we get that $z_1 \sim x$ ($z_2 \sim x$). This contradicts $|x| = 4$.

Case 3.2. $\sharp(\partial\tau \cap \partial\omega) = 1$. Set $x = \partial\tau \cap \partial\omega$. Let $\tau_1 \smile \sigma$ (resp. $\tau_2 \smile \sigma$) be the face σ -adjacent to τ (resp. ω) as in Figure 9. The same argument as in

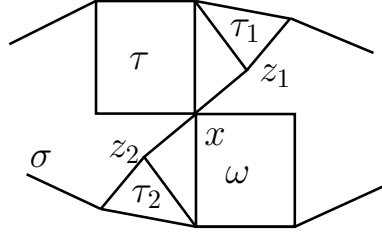


FIGURE 9.

Case 3.1 yields that τ_1 and τ_2 are triangles. Set $z_i = \partial\tau_i \setminus \partial\sigma$ for $i = 1, 2$. We have $z_1 \sim x$ ($z_2 \sim x$) which contradicts $|x| = 4$.

By combining all cases above, we prove the theorem. \square

4. THE LOCAL STRUCTURE OF LARGE FACES IN 4-REGULAR INFINITE PLANAR GRAPHS WITH NON-NEGATIVE COMBINATORIAL CURVATURE

In this section, we study the local structure of large faces in infinite 4-regular planar graphs with non-negative combinatorial curvature. The main result of this section is the following theorem, which states that the 1-neighborhoods of two large faces are disjoint. This will be crucial for the discharging methods in Section 5.

We denote by

$$U_1(\sigma) = \partial\sigma \cup \{x \in V : x \sim z, z \in \partial\sigma\},$$

the 1-neighborhood of a face σ in Γ , and by

$$\partial U_1(\sigma) = U_1(\sigma) \setminus \partial\sigma,$$

the boundary vertices of $U_1(\sigma)$.

Theorem 4.1. *Let Γ be a 4-regular infinite planar graph satisfying $\Gamma \in \mathcal{PC}_{\geq 0}$. For $i = 1, 2$, let σ_i be a face with facial degree $k_i \geq 8$. Then*

$$U_1(\sigma_1) \cap U_1(\sigma_2) = \emptyset.$$

Remark 4.2. *Clearly, $U_1(\sigma_i) = \partial U_1(\sigma_i) \cup \partial\sigma_i$ for $i = 1, 2$. So we divide the proof into three cases:*

- (i) $\partial\sigma_1 \cap \partial\sigma_2 = \emptyset$;
- (ii) $\partial U_1(\sigma_1) \cap \partial U_1(\sigma_2) = \emptyset$;
- (iii) $\partial U_1(\sigma_i) \cap \partial\sigma_j = \emptyset$ for $1 \leq i \neq j \leq 2$,

see Proposition 4.3, Theorem 4.6 and Proposition 4.8 respectively in the following.

Proposition 4.3. *Let Γ be a 4-regular infinite planar graph satisfying $\Gamma \in \mathcal{PC}_{\geq 0}$. For $i = 1, 2$, let σ_i be a face with facial degree $k_i \geq 8$. Then $\partial\sigma_1 \cap \partial\sigma_2 = \emptyset$.*

Proof. Suppose that it is not true. For any vertex $x \in \partial\sigma_1 \cap \partial\sigma_2$, we have $\Phi(x) < 0$. This is a contradiction. \square

Before proving Theorem 4.6, we need the following two lemmas. Meantime, Proposition 4.7 is essential and we put it after Theorem 4.6 since its proof is independent and tedious.

Lemma 4.4. *Let Γ be a 4-regular infinite planar graph satisfying $\Gamma \in \mathcal{PC}_{\geq 0}$ and σ_i be faces of Γ with facial degree $k_i \geq 8$ for $i = 1, 2$. If there is a square lower-adjacent to σ_1 and σ_2 , then there exist two triangles τ and ω such that τ (resp. ω) is σ_1 -adjacent (resp. σ_2 -adjacent) to the square, and $\partial\tau \setminus \partial\sigma_1 = \partial\omega \setminus \partial\sigma_2$.*

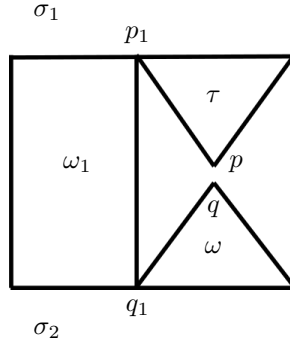


FIGURE 10.

Proof. Let ω_1 be a square lower-adjacent to σ_1 and σ_2 , as in Figure 10. Since $\text{Pttn}(x) = (3, 3, 3, k_i)$ or $(3, 3, 4, k_i)$ for $x \prec \sigma_i$, $i = 1, 2$, then $|\omega_1| = 4$ implies that there are two triangles, τ and ω , σ_1 -adjacent to ω_1 and σ_2 -adjacent to ω_1 , respectively. Let $p = \partial\tau \setminus \partial\sigma_1$, $q = \partial\omega \setminus \partial\sigma_2$, $p_1 = \partial\tau \cap \partial\omega_1$ and $q_1 = \partial\omega \cap \partial\omega_1$. Since $\text{Pttn}(p_1) = (3, 3, 4, k_1)$ and $|p_1| = 4$, $\{p_1, q_1\}$ and $\{p_1, p\}$ are contained in a triangle. By $\text{Pttn}(q_1) = (3, 3, 4, k_2)$ and $|q_1| = 4$, $\{p_1, q_1\}$ and $\{q_1, q\}$ are contained in a triangle. Then $p = q$. This proves the lemma. \square

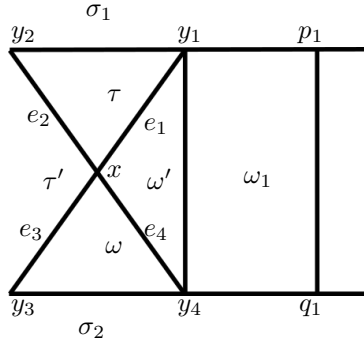


FIGURE 11.

Lemma 4.5. *Assume that there are two triangles τ and ω such that $\tau \sim \sigma_1$ and $\omega \sim \sigma_2$. If $\partial\tau \setminus \partial\sigma_1 = \partial\omega \setminus \partial\sigma_2$, then one of the following holds:*

- (1) *There exists a square ω_1 such that ω_1 is σ_1 -adjacent to τ and ω_1 is σ_2 -adjacent to ω .*
- (2) *There exist two triangles, τ_1 and ω_1 , satisfying that τ_1 is σ_1 -adjacent to τ and ω_1 is σ_2 -adjacent to ω for $i = 1, 2$, such that $(\partial\tau_1 \setminus \partial\sigma_1) \cap (\partial\omega_1 \setminus \partial\sigma_2) \neq \emptyset$.*

Proof. Let $x = \partial\tau \setminus \partial\sigma_1 = \partial\omega \setminus \partial\sigma_2$. Let e_1, e_2 (resp. e_3, e_4) be two edges contained in τ (resp. in ω) ordered clockwise along τ (resp. ω), but not in σ . Since $|x| = 4$, there exists a face τ' (resp. ω') containing e_2, e_3 (resp. e_1, e_4). For $1 \leq i \leq 4$, let y_i be a vertex satisfying $y_i \prec e_i$, $y_1, y_2 \prec \sigma_1$ and $y_3, y_4 \prec \sigma_2$.

Suppose that $|\omega'| = 3$, as shown in Figure 11. Then $y_1 \sim y_4$ and the edge $\{y_1, y_4\}$ is contained in ω' . By $|y_1| = 4$, there exists an edge $\{y_1, p_1\} \prec \sigma_1$ such that $\{y_1, p_1\} \not\prec \tau$, and both $\{y_1, p_1\}$ and $\{y_1, y_4\}$ are contained in a face. Similarly, by $|y_4| = 4$, there exists an edge $\{y_4, q_1\} \prec \sigma_2$ such that $\{y_4, q_1\} \not\prec \omega$, and both $\{y_4, q_1\}$ and $\{y_1, y_4\}$ are contained in a face. Hence, $\{y_1, p_1\}$, $\{y_1, y_4\}$ and $\{y_4, q_1\}$ are contained in a face, denoted by ω_1 . Since $\text{Pttn}(y_1) = (3, 3, 3, k_1)$ or $(3, 3, 4, k_1)$, $|\omega_1| = 3, 4$. We claim that $|\omega_1| = 4$. Otherwise, by $p_1 = q_1 \prec \sigma_2$, together with $|\sigma_1|, |\sigma_2| \geq 8$, we

obtain $\Phi(p_1) < 0$. This contradicts $\Phi(p_1) \geq 0$ and proves the claim. Hence, $|\omega_1| = 4$ and ω_1 is σ_1 -adjacent to ω and σ_2 -adjacent to ω .

Suppose that $|\omega'| = 4$, as shown in Figure 12. $|x| = 4$ yields that both e_1 and e_4 are contained in ω' . Then $\text{Ptn}(y_1) = (3, 3, 4, k_1)$ and $\text{Ptn}(y_4) = (3, 3, 4, k_2)$. Hence, there are two triangles, τ_1 and ω_1 , σ_1 -adjacent to τ and σ_2 -adjacent to ω respectively, as shown in Figure 12. Let $p = \partial\tau_1 \setminus \partial\sigma_1$, $q = \partial\omega_1 \setminus \partial\sigma_2$. Then for $|y_1| = 4$ we obtain that $\{y_1, p\}$ and e_1 are contained in a face, $\{y_4, q\}$ and e_4 are contained in a face for $|y_4| = 4$. Hence, $\{y_1, p\}, e_1, e_4, \{y_4, q\}$ are contained in ω' , and $|\omega'| = 4$ implies that $p = q$. This proves the lemma.

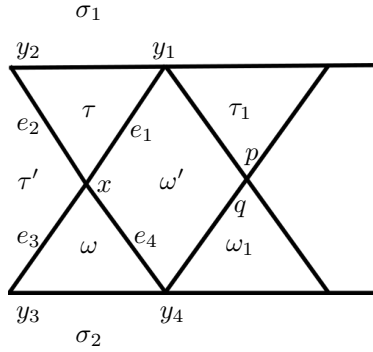


FIGURE 12.

□

Theorem 4.6. *Let Γ be a 4-regular infinite planar graph satisfying $\Gamma \in \text{PC}_{\geq 0}$. For $i = 1, 2$, let σ_i be a face with facial degree $k_i \geq 8$. Then*

$$(8) \quad \partial U_1(\sigma_1) \cap \partial U_1(\sigma_2) = \emptyset.$$

Proof. Note that for any vertex $z \prec \sigma_i$,

$$(9) \quad \text{Ptn}(z) = (3, 3, 3, k_i) \text{ or } (3, 3, 4, k_i), i = 1, 2.$$

We will prove (8) by contradiction. Suppose that

$$\partial U_1(\sigma_1) \cap \partial U_1(\sigma_2) \neq \emptyset.$$

For any vertex $z \in \partial U_1(\sigma_1) \cap \partial U_1(\sigma_2)$, we have $z \notin \partial\sigma_1 \cup \partial\sigma_2$ and there exist two vertices, $z_1 (\prec \sigma_1)$ and $z_2 (\prec \sigma_2)$, such that $z \sim z_1$ and $z \sim z_2$. Hence, there are two faces, denoted by τ and ω , which are lower-adjacent to σ_1 and σ_2 respectively, such that $z \in (\partial\tau \setminus \partial\sigma_1) \cap (\partial\omega \setminus \partial\sigma_2)$. By Proposition 3.2, we obtain $|\tau| = 3, 4$ and $|\omega| = 3, 4$. We divide it into cases.

Case 1. $|\tau| = |\omega| = 4$. We divide it into subcases.

Case 1.1. $\# \{(\partial\tau \setminus \partial\sigma_1) \cap (\partial\omega \setminus \partial\sigma_2)\} = 1$. Set $x = \partial\tau \cap \partial\omega$. As in Figure 13, let e_1, e_2, e_3 (resp. e_4, e_5, e_6) be the edges ordered clockwise along σ_1 (resp.

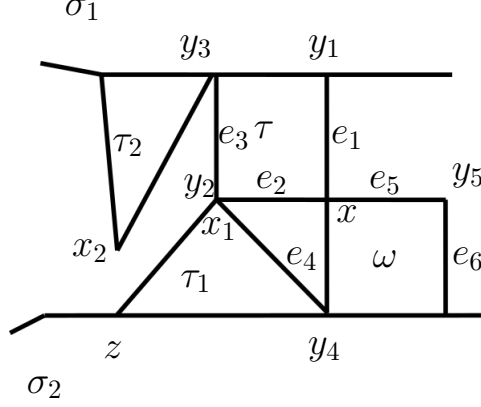


FIGURE 13.

σ_2) which are contained in τ (resp. in ω), but not in σ_1 (resp. σ_2). We write $e_i = \{x, y_i\}$ for $i = 1, 2, 4, 5$ and $y_1 \prec \sigma_1, y_4 \prec \sigma_2, y_2 = e_2 \cap e_3, y_5 = e_5 \cap e_6$ and $y_3 = e_3 \cap \sigma_1$. Clearly, $y_2 \not\prec \sigma_2$ and $y_5 \not\prec \sigma_1$. Otherwise, $|y_1| = |y_4| = 3$, which is a contradiction. Let τ_1 be a face σ_1 -adjacent to ω and $\partial\tau_1 \cap \partial\omega = y_4$. Set $x_1 = \partial\tau_1 \setminus \partial\sigma_2$. By $|x| = 4$, e_2, e_4 are contained in a face. Moreover, $|y_4| = 4$ and $\text{Ptt}(y_4) = (3, 3, 4, k_2)$ which yields $e_4, \{x_1, y_4\}$ are contained in a triangle. Then there exists a triangle containing $e_2 = \{x, y_2\}, e_4 = \{x, y_4\}$, which implies $y_2 = x_1$. Let $z \prec \sigma_2$ such that $\partial\tau_1 = \{y_2, z, y_4\}$. The fact $|y_2| = 4$ implies that $e_3, \{y_2, z\}$ are contained in a face.

Similarly, let τ_2 be a face σ_1 -adjacent to τ and $\partial\tau_2 \cap \partial\tau = y_3$. Let $x_2 = \partial\tau_2 \setminus \partial\sigma_1$. By $|y_3| = 4$ and $\text{Ptt}(y_3) = (3, 3, 4, k_1)$, we obtain e_3 and $\{y_3, x_2\}$ are contained in a triangle. Hence, there exists a triangle containing $e_3 = \{y_2, y_3\}, \{y_2, z\}$ and $\{y_3, x_2\}$, which implies $z = x_2$. This contradicts $|z| = 4$.

Case 1.2. $\# \{(\partial\tau \setminus \partial\sigma_1) \cap (\partial\omega \setminus \partial\sigma_2)\} = 2$. Let $\{x, y\} = \partial\tau \cap \partial\omega$. By the orientability of \mathbb{R}^2 , we have the case as in Figure 14. Let τ_1 (resp. τ_2) be a face σ_1 -adjacent (resp. σ_2 -adjacent) to τ (resp. ω) as in Figure 14. By (9), $|\tau_i| = 3, i = 1, 2$. Set $z_i = \partial\tau_i \setminus \partial\sigma_i$ for $i = 1, 2$. Note that $z_1 \neq x$ and $z_2 \neq x$. By considering the vertex patterns of $\partial\tau_1 \cap \partial\tau$ (resp. $\partial\tau_2 \cap \partial\omega$), we get that $z_1 \sim x$ ($z_2 \sim x$). If $z_1 \neq z_2$, then $|x| = 5$, this contradicts $|x| = 4$. If $z_1 = z_2$, then $|z_1| \geq 5$, which contradicts that the graph is 4-regular.

Case 2. One of τ and ω is a triangle and the other is not, say $|\tau| = 4$ and $|\omega| = 3$.

Case 2.1. $\# \{(\partial\tau \setminus \partial\sigma_1) \cap (\partial\omega \setminus \partial\sigma_2)\} = 1$. Let $x = \partial\tau \cap \partial\omega, x_1 = \partial\tau_1 \setminus \partial\sigma_1$, as shown in Figure 15. With the same argument as τ, τ_1, τ_2 in Case 1.2, we obtain that the vertex $x_1 \prec (\sigma_2 \cap \omega)$, which implies that $|x_1| = 5$, a contradiction.

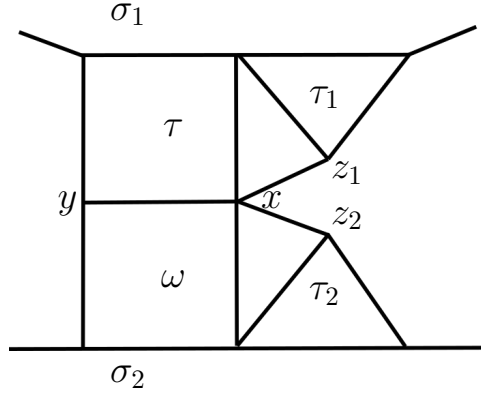


FIGURE 14.

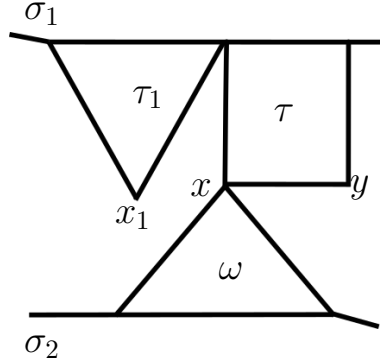


FIGURE 15.

Case 2.2. $\# \{(\partial\tau \setminus \partial\sigma_1) \cap (\partial\omega \setminus \partial\sigma_2)\} = 2$. Let $\{x, y\} = \partial\tau \cap \partial\omega$ and $x \not\sim \sigma_1$ and $x \not\sim \sigma_2$. Assume that $\partial\tau \cap \partial\sigma_1 = \{z_1, z_2\}$ and $x \sim z_1$. By Proposition 4.7, we obtain that this case is impossible.

Case 3. $|\tau| = |\omega| = 3$. Obviously, $\# \{(\partial\tau \setminus \partial\sigma_1) \cap (\partial\omega \setminus \partial\sigma_2)\} = 1$. Let $x = (\partial\tau \setminus \partial\sigma_1) \cap (\partial\omega \setminus \partial\sigma_2)$. Let e_1, e_2 (resp. e_3, e_4) be two edges contained in τ (resp. in ω) ordered clockwise along τ (resp. ω), but not in σ . Since $|x| = 4$, there exists a face τ' (resp. ω') containing e_2, e_3 (resp. e_1, e_4), as shown in Figure 16. We divide it into subcases.

Case 3.1. $|\omega'| = 3$. By $|\tau'| = 3$ or 4, $\text{Ptn}(x) = (3, 3, 3, 3)$ or $(3, 3, 3, 4)$, and

$$\Phi(x) \geq \frac{1}{4}.$$

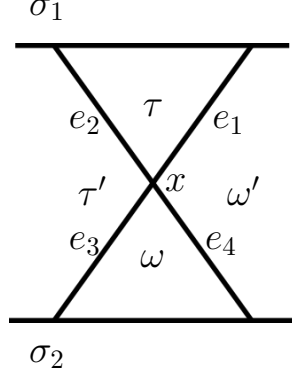


FIGURE 16.

Case 3.2. $|\omega'| = 4$. By $|\tau'| = 3$ or 4 , $\text{Pttn}(x) = (3, 3, 3, 4)$ or $(3, 3, 4, 4)$, and

$$\Phi(x) \geq \frac{1}{6}.$$

Without loss of generality, we assume that $k_1 \leq k_2$. Let $\{\tau_i\}_{i=1}^{k_1-1}$ be triangles lower-adjacent to σ_1 ordered clockwise along σ_1 such that τ_i are σ_1 -adjacent to τ_{i+1} for $1 \leq i \leq k_1 - 1$, τ is σ_1 -adjacent to τ_1 , and τ_{k_1-1} is σ_1 -adjacent to τ . By Proposition 3.2, $|\tau_i| = 3$ or 4 for $1 \leq i \leq k_1 - 1$. If $|\tau_1| = 3$, by Lemma 4.5, we obtain that there is a triangle, denoted by τ'_1 , such that τ'_1 is σ_2 -adjacent to ω and $\partial\tau_1 \setminus \partial\sigma_1 = \partial\tau'_1 \setminus \partial\sigma_2$. This is Case 3.2, i.e. $\Phi(x) \geq \frac{1}{6}$. If $|\tau_1| = 4$, Lemma 4.5 yields that τ_1 is lower-adjacent to both σ_1 and σ_2 , then by Case 3.1, $\Phi(x) \geq \frac{1}{4}$. Moreover, Lemma 4.4 yields $|\tau_2| = 3$ and there is a triangle, denoted by τ'_2 , such that τ'_2 is σ_2 -adjacent to ω and $\partial\tau_2 \setminus \partial\sigma_1 = \partial\tau'_2 \setminus \partial\sigma_2$. Repeating the process, we obtain for any triangle $\tau_j \in \{\tau_i\}_{i=1}^{k_1-1}$, $\Phi(\partial\tau_j \setminus \partial\sigma_1) \geq \frac{1}{6}$ if $|\tau_{j+1}| = 3$ and $\Phi(\partial\tau_j \setminus \partial\sigma_1) \geq \frac{1}{4}$ if $|\tau_{j+1}| = 4$.

Set $S = \tau \cup \{\tau_i\}_{i=1}^{k_1-1}$. Suppose there are l squares in S , then there are l triangles whose estimates are same as τ in Case 3.1 and the remaining $k_1 - 2l$ triangles whose estimates are same as τ in Case 3.2. Note that for any vertex $z \prec \sigma_1$, $\Phi(z) = \frac{1}{k_1} - \frac{1}{12}$. We can estimate the sum of the curvature of vertices in $U_1(\sigma_1)$ as follows.

$$\begin{aligned}
 \sum_{z \in U_1(\sigma_1)} \Phi(z) &= \sum_{z \in \partial U_1(\sigma_1)} \Phi(z) + \sum_{z \in \partial\sigma_1} \Phi(z) \\
 (10) \quad &\geq l \times \frac{1}{4} + (k_1 - 2l) \times \frac{1}{6} + k_1 \left(\frac{1}{k_1} - \frac{1}{12} \right) \\
 &= 1 + \frac{k_1 - l}{12} > 1,
 \end{aligned}$$

where we used $l \leq \lfloor \frac{k_1}{2} \rfloor$ by the fact that two squares can not be σ_1 -adjacent to each other, see Proposition 3.2. This contradicts Theorem 1.1. \square

Before stating the next proposition, we introduce a modified curvature notion Φ' . For any fixed subset $B \subset V$ satisfying $B \setminus (\partial\sigma_1 \cup \partial\sigma_2) \neq \emptyset$. We define

$$(11) \quad \Phi'(z) = \Phi(z) + \frac{1}{N} \sum_{z' \in B \setminus (\partial\sigma_1 \cup \partial\sigma_2)} \Phi(z'), \quad \forall z \in B \cap (\partial\sigma_1 \cup \partial\sigma_2),$$

where

$$N := \#\{z | z \in B \cap (\partial\sigma_1 \cup \partial\sigma_2)\}.$$

Note that Φ' depends on the choice of B . By using this modified curvature, we distribute the curvature of vertices in $B \setminus (\partial\sigma_1 \cup \partial\sigma_2)$ to the vertices in $B \cap (\partial\sigma_1 \cup \partial\sigma_2)$ evenly.

Proposition 4.7. *Let σ_1 be a k_1 -gon and σ_2 be a k_2 -gon with $k_1, k_2 \geq 8$. The following configuration is impossible: There are a square lower-adjacent to σ_1 and a triangle is lower-adjacent to σ_2 such that the square is lower-adjacent to the triangle and the triangle has a vertex neither in σ_1 nor in σ_2 .*

Proof. We will prove it by contradiction. Assume that there exist a square τ , lower-adjacent to σ_1 , and a triangle ω , lower-adjacent to σ_2 , such that τ lower-adjacent to ω and $p = (\partial\omega \setminus \partial\sigma_2) \not\prec \sigma_1$. Let $\{x, x'\} = \tau \cap \sigma_1$, $\{y, y_1\} = \omega \cap \sigma_2$, and $\{p, y\} = \tau \cap \omega$, as shown in Figure 17.

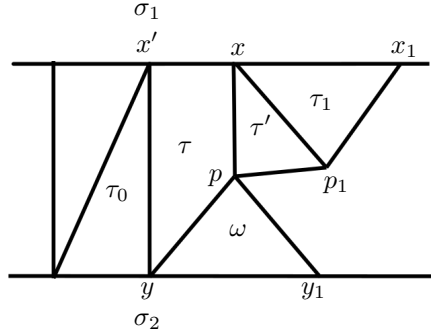


FIGURE 17.

Since $k_1, k_2 \geq 8$, we obtain for any $z \prec \sigma_i$, $i = 1$ or $i = 2$.

$$(12) \quad \text{Ptn}(z) = (3, 3, 3, k_i) \text{ or } (3, 3, 4, k_i).$$

Without loss of generality, we assume $p \sim x$, as shown in Figure 17. By $|\tau| = 4$, $x \prec \tau$ and (12), we obtain $\text{Ptn}(x) = (3, 3, 4, k_1)$. Then there is a triangle τ_1 , σ_1 -adjacent to τ . Set $p_1 = \partial\tau_1 \setminus \partial\sigma_1$, $\{x, x_1\} = \tau_1 \cap \sigma_1$ and $x \prec \tau$.

Since $\text{Pttn}(x) = (3, 3, 4, k_1)$ and $|x| = 4$, $\{p, x\}$ and $\{x, p_1\}$ are contained in a triangle, denoted by τ' . $|\tau'| = 3$ implies that $p \sim p_1$. Clearly, $p_1 \not\prec \sigma_2$. Otherwise, $p_1 = y_1$ or $\{p_1, y_1\} \prec \sigma_2$, this yields $|y_1| = 5$ or $|y_1| = 3$, which contradicts $|y_1| = 4$. Hence,

$$(13) \quad |\tau| = 4, |\tau'| = |\tau_1| = |\omega| = 3.$$

Without loss of generality, we assume that $k_1 \leq k_2$. Next we will prove that there are at least $2(k_1 - 1)$ vertices in $\partial\sigma_1 \cup \partial\sigma_2$, and the modified curvature Φ' of each vertex of them is bounded below by $\frac{1}{12}$. We divide it into two steps.

Step 1. For some subset B to be chosen, we will prove that for any $z \in B \cap (\partial\sigma_1 \cup \partial\sigma_2)$, the modified curvature

$$(14) \quad \Phi'(z) \geq \frac{1}{12}.$$

By (11) and $\Phi(z) \geq 0$, it suffices to show

$$(15) \quad \sum_{z' \in B \setminus (\partial\sigma_1 \cup \partial\sigma_2)} \Phi(z') \geq \frac{N}{12}.$$

Let ω' be a face containing the two edges $\{p, y_1\}$ and $\{p, p_1\}$. We divide it into cases.

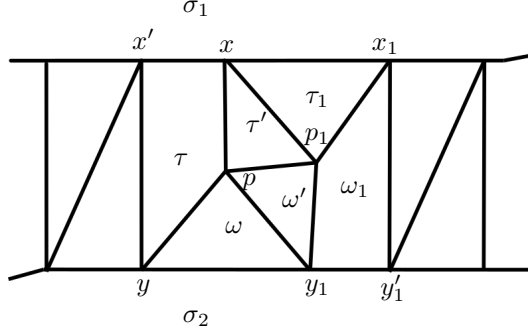


FIGURE 18.

Case 1. $|\omega'| = 3$, as shown in Figure 18. Then $p_1 \sim y_1$.

Claim: There exists a square lower-adjacent to σ_2 , denoted by ω_1 such that ω_1 is σ_2 -adjacent to ω , $\omega_1 \cap \omega' = \{p_1, y_1\}$, and $\omega_1 \cap \tau_1 = \{p_1, x_1\}$.

Let x_1 be a vertex such that $\{x, x_1\} = \partial\tau_1 \cap \partial\sigma_1$. $|p_1| = 4$ yields that $\{p_1, x_1\}$ and $\{p_1, y_1\}$ are contained in a face. $|y_1| = 4$ implies that there exists y'_1 satisfying $y'_1 \prec \sigma_2$ and $y'_1 \neq y$ such that $\{p_1, y_1\}$, $\{y_1, y'_1\}$ are contained in a face. Hence, $\{p_1, x_1\}$, $\{p_1, y_1\}$ and $\{y_1, y'_1\}$ contained in a face, denoted by ω_1 . By $\text{Pttn}(y_1) = (3, 3, 3, k_2)$ or $(3, 3, 4, k_2)$, $|\omega_1| = 3$ or 4. Clearly, $|\omega_1| = 4$. Otherwise, $|\omega_1| = 3$ yields $x_1 = y'_1 \prec \sigma_2$. Then

$\Phi(x_1) = (3, 3, k_1, k_2)$. This yields $\Phi(x_1) < 0$ for $k_1, k_2 \geq 8$, which contradicts $\Phi(x_1) \geq 0$. Since $\{p_1, y_1\} \prec \omega'$, $\{p_1, x_1\} \prec \tau_1$ and $\{y_1, y'_1\} \prec \sigma_2$, together with Γ is a tessellation, $\{p_1, y_1\} = \omega' \cap \omega_1$, $\{p_1, x_1\} = \tau_1 \cap \omega_1$ and $\{y_1, y'_1\} = \sigma_2 \cap \omega_1$. This proves the claim.

Choose

$$B = \partial\omega \cup \partial\tau \cup \partial\omega_1 \cup \partial\tau_1.$$

Since $B \setminus (\partial\sigma_1 \cup \partial\sigma_2) = \{p, p_1\}$, $|\omega_1| = 4$, $|\tau'| = 3$, and (13), we obtain

$$\text{Ptn}(p) = \text{Ptn}(p_1) = (3, 3, 3, 4),$$

and

$$(16) \quad \Phi(p) = \Phi(p_1) = \frac{1}{4}.$$

It is easy to check that $N = 6$ and

$$\sum_{z' \in B \setminus (\partial\sigma_1 \cup \partial\sigma_2)} \Phi(z') = \Phi(p) + \Phi(p_1) = \frac{1}{2} = \frac{N}{12}$$

by (16). This proves (15).

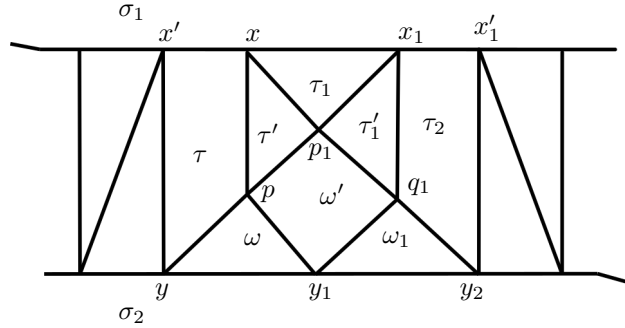


FIGURE 19.

Let τ'_1 be a face, lower-adjacent to τ_1 , such that $\{p_1, x_1\} = \tau_1 \cap \tau'_1$.

Case 2. $|\omega'| = 4$, $|\tau'_1| = 3$.

Claim 1: There exists a triangle ω_1 , σ_2 -adjacent to ω , such that $q_1 = \partial\omega_1 \setminus \partial\sigma_2$, $\{y_1, y_2\} = \omega_1 \cap \sigma_2$, $y_1 \prec \omega$, $q_1 \not\prec \sigma_1$ and $q_1 \sim p_1$, as shown in Figure 19.

By $|\omega'| = 4$, $y_1 \prec \sigma_2$ and (12), $\text{Ptn}(y_1) = (3, 3, 4, k_2)$. Then there exists a triangle ω_1 , σ_2 -adjacent to ω , such that $q_1 = \partial\omega_1 \setminus \partial\sigma_2$, $\{y_1, y_2\} = \omega_1 \cap \sigma_2$ and $y_1 \prec \omega$, as shown in Figure 19. Clearly, $q_1 \not\prec \sigma_1$. Otherwise, $q_1 = x_1$ or $\{x_1, q_1\} \prec \sigma_1$, which yields $|x_1| = 5$ or 3 . This contradicts $|x_1| = 4$. $|y_1| = 4$ yields that $\{p, y_1\}$ and $\{y_1, q_1\}$ are contained in a face. Using $\{p, y_1\} = \omega \cap \omega'$, $\{p, p_1\} \not\prec \omega$ and $\{q_1, y_1\} \not\prec \omega$, we obtain that $\{p, p_1\}$, $\{p, y_1\}$ and $\{y_1, q_1\}$

are contained in ω' . $|\omega'| = 4$ implies that $p_1 \sim q_1$, which proves the claim. Hence,

$$(17) \quad |\omega_1| = 3.$$

Claim 2: There exists a square, denoted by τ_2 , lower-adjacent to σ_1 such that $\{x_1, x'_1\} = \tau_2 \cap \sigma_1$, $\{q_1, x_1\} = \tau'_1 \cap \tau_2$ and $\{q_1, y_2\} = \tau_2 \cap \omega_1$, as shown in Figure 19.

By $|p_1| = 4$, $\{p_1, x_1\}$ and $\{p_1, q_1\}$ are contained in a face. Since $\{p_1, x_1\} = \tau_1 \cap \tau'_1$ and $\{p_1, q_1\} \prec \tau'_1$. $|\tau'_1| = 3$ implies that $x_1 \sim q_1$. $|q_1| = 4$ yields that $\{q_1, x_1\}$ and $\{q_1, y_2\}$ are contained in a face. For $|x_1| = 4$, there exists $x'_1 \prec \sigma_1$ and $x'_1 \neq x$ such that $\{q_1, x_1\}$ and $\{x_1, x'_1\}$ are contained in a face. Hence, $\{q_1, x_1\}$, $\{q_1, y_2\}$ and $\{x_1, x'_1\}$ are contained in a face, denoted by τ_2 . By (12), $\text{Ptn}(x_1) = (3, 3, 3, k_1)$ or $(3, 3, 4, k_1)$, which implies that $|\tau_2| = 3$ or 4. Clearly, $|\tau_2| = 4$. Otherwise, $|\tau_2| = 3$ yields $y_2 = x'_1 \prec \sigma_1$. Then $\Phi(y_2) = (3, 3, k_1, k_2)$. So that $\Phi(y_2) < 0$ for $k_1, k_2 \geq 8$, which contradicts $\Phi(y_2) \geq 0$. Since $\{q_1, x_1\} \prec \tau'_1$, $\{q_1, y_2\} \prec \omega_1$ and $\{x_1, x'_1\} \prec \sigma_1$, together with Γ is a tessellation, $\{q_1, x_1\} = \tau'_1 \cap \tau_2$, $\{q_1, y_2\} = \tau_2 \cap \omega_1$ and $\{x_1, x'_1\} = \sigma_1 \cap \tau_2$, which proves the claim. Hence,

$$(18) \quad |\tau_2| = 4.$$

Set

$$B = \partial\tau \cup \partial\tau_1 \cup \partial\tau_2 \cup \partial\omega \cup \partial\omega_1.$$

Using (13), (17) and (18), together with $|\omega'| = 4$ and $|\tau'_1| = 3$, we obtain

$$(19) \quad \text{Ptn}(p) = \text{Ptn}(q_1) = (3, 3, 4, 4), \quad \text{Ptn}(p_1) = (3, 3, 3, 4).$$

It is easy to check that $N = 7$ and

$$\sum_{z' \in B \setminus (\partial\sigma_1 \cup \partial\sigma_2)} \Phi(z') = \Phi(p) + \Phi(q_1) + \Phi(p_1) = \frac{7}{12} = \frac{N}{12}$$

by (19).

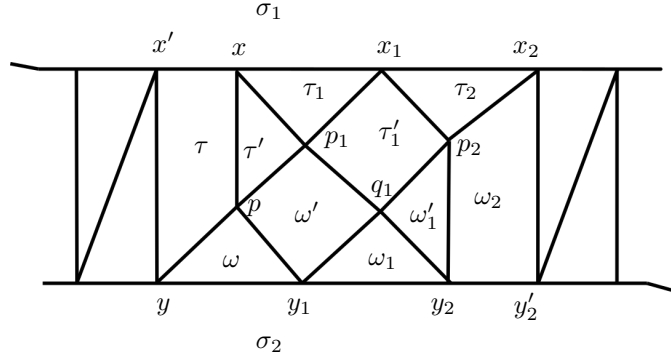


FIGURE 20.

Let ω'_1 be a face, lower-adjacent to ω_1 , such that $\{q_1, y_2\} = \omega_1 \cap \omega'_1$.

Case 3. $|\omega'| = 4$, $|\tau'_1| = 4$, $|\omega'_1| = 3$.

For $|\tau'_1| = 4$, with the similar argument as in Claim 1 of Case 2, we obtain that there exists a triangle τ_2 such that τ_2 is σ_1 -adjacent to τ_1 , $\{x_1, x_2\} = \tau_2 \cap \partial\sigma_1$, $p_2 = \partial\tau_2 \setminus \partial\sigma_1$, $x_1 \prec \tau_1$, $p_2 \not\prec \sigma_1$, and $q_1 \sim p_2$, as shown in Figure 20. Then

$$(20) \quad |\tau_2| = 3.$$

For $|\omega'_1| = 3$, with the same argument as in Claim 2 of Case 2, we obtain that there exists a square ω_2 such that ω_2 is σ_2 -adjacent to ω_1 , $\omega_2 \cap \omega'_1 = \{p_2, y_2\}$, $\omega_2 \cap \tau_2 = \{p_2, x_2\}$, and $\omega_2 \cap \sigma_2 = \{y_2, y'_2\}$, as shown in Figure 20. Hence,

$$(21) \quad |\omega_2| = 4.$$

Choose

$$B = \partial\tau \cup \partial\omega \cup \left(\bigcup_{i=1}^2 (\partial\tau_i \cup \partial\omega_i) \right).$$

Using (13), (17), (20) and (21), together with

$$|\omega'| = |\tau'_1| = 4, |\omega'_1| = 3,$$

we obtain

$$(22) \quad \text{Ptt}(p) = \text{Ptt}(p_1) = \text{Ptt}(q_1) = \text{Ptt}(p_2) = (3, 3, 4, 4).$$

It is easy to check that $N = 8$ and

$$\sum_{z' \in B \setminus (\partial\sigma_1 \cup \partial\sigma_2)} \Phi(z') = \Phi(p) + \Phi(q_1) + \Phi(p_1) + \Phi(p_2) = \frac{2}{3} = \frac{N}{12}$$

by (22).

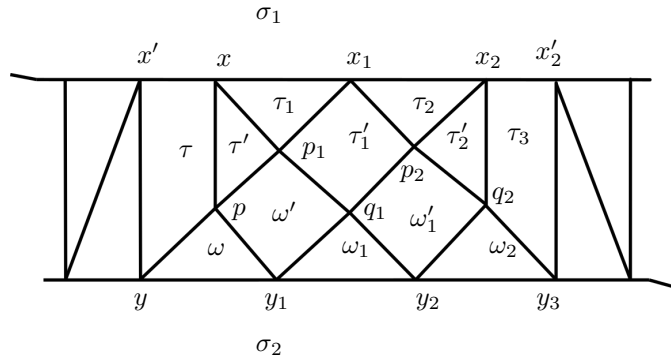


FIGURE 21.

Let τ'_2 be a face, lower-adjacent to τ , such that $\{p_2, x_2\} = \tau_2 \cap \tau'_2$.

Case 4. $|\omega'| = |\tau'_1| = 4$, $|\omega'_1| = 4$, $|\tau'_2| = 3$.

For $|\omega'_1| = 4$, with the similar argument as in Claim 1 of Case 1, we obtain that there exists a triangle ω_2 such that ω_2 is σ_2 -adjacent to ω_1 , $q_2 = \partial\omega_2 \setminus \partial\sigma_2$, $\{y_2, y_3\} = \omega_2 \cap \sigma_2$, $y_2 \prec \omega_1$, $q_2 \not\prec \sigma_1$, and $p_2 \sim q_2$, as shown in Figure 21. Then

$$(23) \quad |\omega_2| = 3.$$

For $|\tau'_2| = 3$, with the similar argument as in Claim 2 of Case 2, we obtain that there exists a square τ_3 such that τ_3 is σ_1 -adjacent to τ_2 , $\{x_2, q_2\} = \tau'_2 \cap \tau_3$, $\{q_2, y_3\} = \omega_2 \cap \tau_3$ and $\{x_2, x'_2\} = \tau_3 \cap \sigma_1$, as shown in Figure 21. Hence,

$$(24) \quad |\tau_3| = 4.$$

Choose

$$B = \partial\tau \cup \partial\omega \cup \left(\bigcup_{i=1}^2 (\partial\tau_i \cup \partial\omega_i) \right) \cup \partial\tau_3.$$

Using (13), (17), (20), (23) and (24), together with

$$|\omega'| = |\tau'_1| = |\omega'_1| = 4, |\tau'_2| = 3,$$

we obtain

$$(25) \quad \begin{aligned} \text{Pttn}(p) &= \text{Pttn}(p_1) = (3, 3, 4, 4), \text{Pttn}(q_1) = (3, 4, 4, 4), \\ \text{Pttn}(p_2) &= \text{Pttn}(q_2) = (3, 3, 4, 4). \end{aligned}$$

It is easy to check that $N = 9$ and

$$\sum_{z' \in B \setminus (\partial\sigma_1 \cup \partial\sigma_2)} \Phi(z') = \Phi(p) + \sum_{i=1}^2 (\Phi(q_i) + \Phi(p_i)) = \frac{3}{4} = \frac{N}{12}$$

by (25).

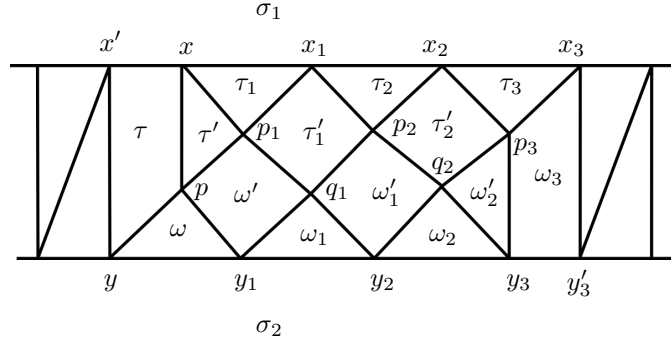


FIGURE 22.

Let ω'_2 be a face such that ω'_2 is lower-adjacent to ω_2 and $\{q_2, y_3\} = \omega_2 \cap \omega'_2$.

Case 5. $|\omega'| = |\tau'_1| = |\omega'_1| = 4$, $|\tau'_2| = 4$, $|\omega'_2| = 3$.

For $|\tau'_2| = 4$, with the similar argument as in Claim 1 of Case 2, we obtain that there exists a triangle τ_3 such that τ_3 is σ_1 -adjacent to τ_2 , $p_3 = \partial\tau_3 \setminus \partial\sigma_1$, $\{x_2, x_3\} = \tau_3 \cap \sigma_1$, $x_2 \prec \tau_2$, $p_3 \not\prec \sigma_2$ and $p_3 \sim q_2$, as shown in Figure 22. We have

$$(26) \quad |\tau_3| = 3.$$

For $|\omega'_2| = 3$, with the similar argument as in Claim 2 of Case 1, we obtain that there exists a square ω_3 such that ω_3 is σ_2 -adjacent to ω_2 , $\{p_3, x_3\} = \omega_3 \cap \tau_3$, $\{p_3, y_3\} = \omega_3 \cap \omega'_2$ and $\{y_2, y'_3\} = \omega_3 \cap \sigma_2$. Hence,

$$(27) \quad |\omega_3| = 4.$$

Choose

$$B = \partial\tau \cup \partial\omega \bigcup_{i=1}^3 (\partial\tau_i \cup \partial\omega_i).$$

Using (13), (17), (20), (23), (26) and (27), together with

$$|\omega'| = |\tau'_1| = |\omega'_1| = |\tau'_2| = 4, |\omega'_2| = 3,$$

we obtain

$$(28) \quad \begin{aligned} \text{Pttn}(p) &= \text{Pttn}(p_1) = \text{Pttn}(p_3) = \text{Pttn}(q_2) = (3, 3, 4, 4), \\ \text{Pttn}(q_1) &= \text{Pttn}(p_2) = (3, 4, 4, 4). \end{aligned}$$

It is easy to check that $N = 10$ and

$$\sum_{z' \in B \setminus (\partial\sigma_1 \cup \partial\sigma_2)} \Phi(z') = \Phi(p) + \sum_{i=1}^2 (\Phi(q_i) + \Phi(p_i)) + \Phi(p_3) = \frac{N}{12}$$

by (28).

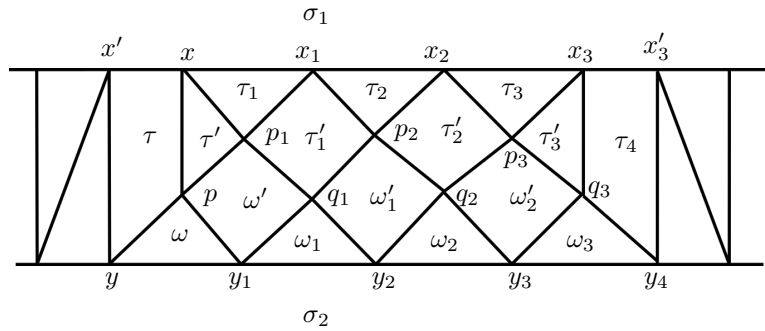


FIGURE 23.

Let τ'_3 be a face such that τ'_3 is lower-adjacent to τ_3 and $\tau_3 \cap \tau'_3 = \{p_3, x_3\}$.

Case 6. $|\omega'| = |\tau'_1| = |\omega'_1| = |\tau'_2| = 4$, $|\omega'_2| = 4$ and $|\tau'_3| = 3$.

As in Claim 1 of Case 2, for $|\omega'_2| = 4$, we obtain that there exists a triangle ω_3 such that ω_3 is σ_2 -adjacent to ω_2 , $q_3 = \partial\omega_3 \setminus \partial\sigma_2$, $\{y_3, y_4\} = \omega_3 \cap \sigma_2$, $y_3 \prec \omega_3$, $q_3 \not\sim \sigma_1$ and $p_3 \sim q_3$, as shown in Figure 23. Then

$$(29) \quad |\omega_3| = 3.$$

For $|\tau'_3| = 3$, $q_3 \sim x_3$, with the similar argument as in Claim 2 of Case 2, we obtain that there exists a square τ_4 such that τ_4 is σ_1 -adjacent to τ_3 , $\{q_3, x_3\} = \tau_4 \cap \tau'_3$, $\{q_3, y_4\} = \tau_4 \cap \omega_3$ and $\{x_3, x'_3\} = \tau_4 \cap \sigma_1$. Hence,

$$(30) \quad |\tau_4| = 4.$$

Choose

$$B = \partial\tau \cup \partial\omega \cup \left(\bigcup_{i=1}^3 (\partial\tau_i \cup \partial\omega_i) \right) \cup \partial\tau_4.$$

Using (13), (17), (20), (23), (26), (29) and (30), together with

$$|\omega'| = |\tau'_1| = |\omega'_1| = |\tau'_2| = |\omega'_2| = 4, |\tau'_3| = 3,$$

we obtain

$$(31) \quad \begin{aligned} \text{Pttn}(p) &= \text{Pttn}(p_1) = \text{Pttn}(p_3) = \text{Pttn}(q_3) = (3, 3, 4, 4), \\ \text{Pttn}(p_2) &= \text{Pttn}(q_1) = \text{Pttn}(q_2) = (3, 4, 4, 4). \end{aligned}$$

It is easy to check that $N = 11$ and

$$\sum_{z' \in B \setminus (\partial\sigma_1 \cup \partial\sigma_2)} \Phi(z') = \Phi(p) + \sum_{i=1}^3 (\Phi(q_i) + \Phi(p_i)) = \frac{11}{12} = \frac{N}{12}$$

by (31).

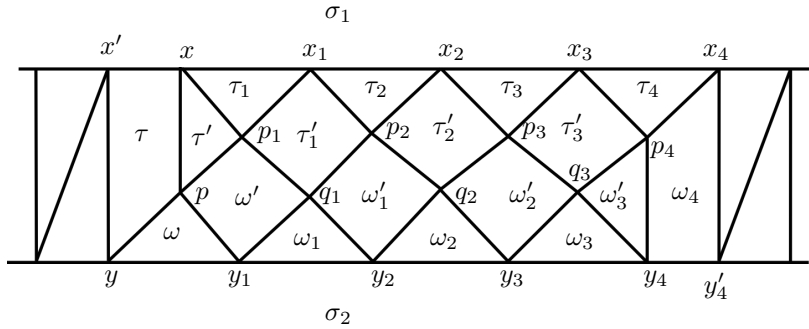


FIGURE 24.

Let ω'_3 be a face such that ω'_3 is lower-adjacent to ω_3 and $\{q_3, y_4\} = \omega'_3 \cap \omega_3$.

Case 7. $|\omega'| = |\tau'_1| = |\omega'_1| = |\tau'_2| = |\omega'_2| = 4$, $|\tau'_3| = 4$, $|\omega'_3| = 3$.

For $|\tau'_3| = 4$, with the same argument as in Claim 1 of Case 2, we obtain that there exists a triangle τ_4 such that τ_4 is σ_1 -adjacent to τ_3 , $p_4 = \partial\tau_4 \setminus \partial\sigma_1$,

$\{x_3, x_4\} = \tau_4 \cap \sigma_1$, $x_3 \prec \tau_4$, $p_4 \not\prec \sigma_2$ and $p_4 \sim q_3$, as shown in Figure 24. Then

$$(32) \quad |\tau_4| = 3.$$

For $|\omega'_3| = 3$, with the similar argument as in Claim 2 of Case 2, we obtain that there exists a square ω_4 such that ω_4 is σ_2 -adjacent to ω_3 , $\{p_4, y_4\} = \omega_4 \cap \omega'_3$, $\{p_4, x_4\} = \tau_4 \cap \omega_4$ and $\{y_4, y'_4\} = \omega_4 \cap \sigma_2$, as shown in Figure 24. Hence,

$$(33) \quad |\omega_4| = 4.$$

Choose

$$B = \partial\tau \cup \partial\omega \cup \left(\bigcup_{i=1}^4 (\partial\tau_i \cup \partial\omega_i) \right).$$

Using (13), (17), (20), (23), (26), (29), (32) and (33), together with

$$|\omega'| = |\tau'_1| = |\omega'_1| = |\tau'_2| = |\omega'_2| = |\tau'_3| = 4, |\omega'_3| = 3,$$

we obtain

$$(34) \quad \begin{aligned} \text{Ptn}(p) &= \text{Ptn}(p_1) = \text{Ptn}(q_3) = \text{Ptn}(p_4) = (3, 3, 4, 4), \\ \text{Ptn}(p_2) &= \text{Ptn}(p_3) = \text{Ptn}(q_1) = \text{Ptn}(q_2) = (3, 4, 4, 4). \end{aligned}$$

It is easy to check that $N = 12$ and

$$\sum_{z' \in B \setminus (\partial\sigma_1 \cup \partial\sigma_2)} \Phi(z') = \Phi(p) + \sum_{i=1}^3 (\Phi(q_i) + \Phi(p_i)) + \Phi(p_4) = 1 = \frac{N}{12}$$

by (34).

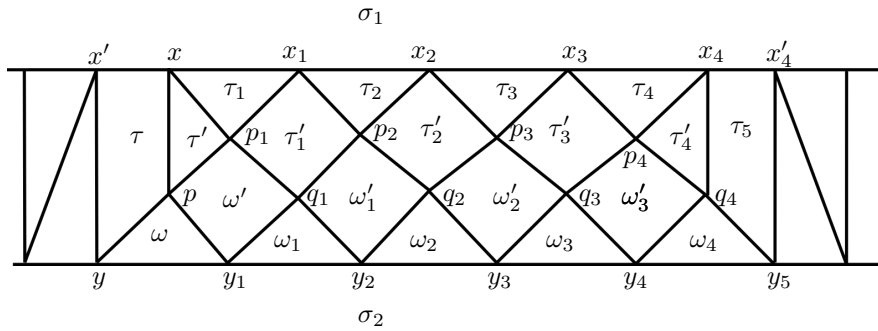


FIGURE 25.

Let τ'_4 be a face such that τ'_4 is lower-adjacent to τ_4 and $\{p_4, x_4\} = \tau'_4 \cap \tau_4$.

Case 8. $|\omega'| = |\tau'_1| = |\omega'_1| = |\tau'_2| = |\omega'_2| = |\tau'_3| = 4$, $|\omega'_3| = 4$.

For $|\omega'_3| = 4$, with the same argument as in Claim 1 of Case 2, we obtain that there exists a triangle ω_4 such that ω_4 is σ_2 -adjacent to ω_3 , $q_4 = \partial\omega_4 \setminus$

$\partial\sigma_2, \{y_4, y_5\} = \omega_4 \cap \sigma_2, y_4 \prec \omega_4, q_4 \not\prec \sigma_1$ and $p_4 \sim q_4$, as shown in Figure 25. Then

$$(35) \quad |\omega_4| = 3.$$

Using (13), (17), (20), (23), (26), (29), (32) and (35), we obtain

$$\text{Ptttn}(p) = \text{Ptttn}(p_1) = (3, 3, 4, 4),$$

$$\text{Ptttn}(p_2) = \text{Ptttn}(p_3) = \text{Ptttn}(q_1) = \text{Ptttn}(q_2) = \text{Ptttn}(q_3) = (3, 4, 4, 4).$$

This implies that

$$(36) \quad \Phi(p) + \sum_{i=1}^3 (\Phi(p_i) + \Phi(q_i)) = \frac{3}{4}.$$

By $x_4 \prec \sigma_1$ and (12), we obtain $\text{Ptttn}(x_4) = (3, 3, 3, k_1)$ or $(3, 3, 4, k_1)$. Since $x_4 \prec \tau'_4$, we obtain $|\tau'_4| = 3$ or 4. We divide it into subcases.

Case 8.1. $|\tau'_4| = 3$. With the same argument as in Case 7, there exists a square τ_5 lower-adjacent to τ'_4 and ω_4 , as shown in Figure 25. Using (32), (35) and $|\tau_5| = 4$, we obtain

$$\text{Ptttn}(p_4) = \text{Ptttn}(q_4) = (3, 3, 4, 4), \Phi(p_4) = \Phi(q_4) = \frac{1}{6}.$$

Combining this with (36), we obtain

$$\Phi(p) + \sum_{i=1}^4 (\Phi(p_i) + \Phi(q_i)) = \frac{13}{12} > 1,$$

this contradicts Theorem 1.1.

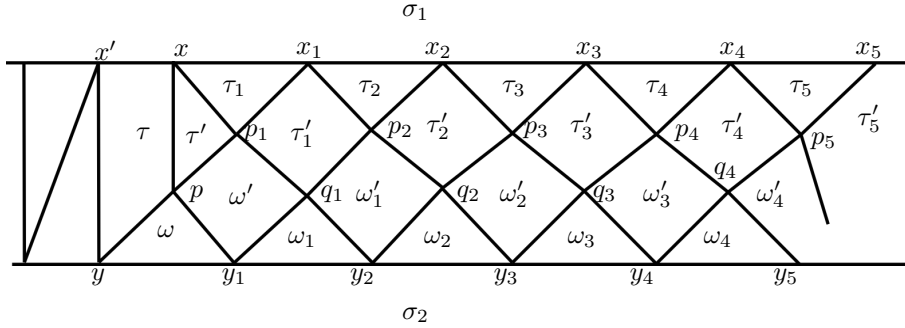


FIGURE 26.

Case 8.2. $|\tau'_4| = 4$. Then $\text{Ptttn}(p_4) = (3, 4, 4, 4)$ and $\Phi(p_4) = \frac{1}{12}$. With the same argument as in Claim 1 of Case 2, we obtain that there exists a triangle τ_5 such that τ_5 is σ_1 -adjacent to τ_4 , $p_5 = \partial\tau_5 \setminus \partial\sigma_1$, $\{x_4, x_5\} = \tau_5 \cap \sigma_1$, $x_4 \prec \tau_4$, $p_5 \not\prec \sigma_2$ and $p_5 \sim q_4$, as shown in Figure 26. Let ω'_4 be a face such that ω'_4 is lower-adjacent to ω_4 and $\{q_4, y_5\} = \omega'_4 \cap \omega_4$. Let τ'_5 be a face such

that τ'_5 is lower-adjacent to τ_5 and $\{p_5, x_5\} = \tau'_5 \cap \tau_5$. By (12) and $x_5 \prec \omega'_4$ and $y_5 \prec \tau'_5$, we have $|\omega'_4|$ and $|\tau'_5|$ are 3 or 4. This implies that $\text{Ptn}(q_4)$ and $\text{Ptn}(p_5)$ are $(3, 3, 4, 4)$ or $(3, 4, 4, 4)$, that is, $\Phi(q_4) \geq \frac{1}{12}$ and $\Phi(p_5) \geq \frac{1}{12}$. We divide it into subcases.

Subcase 8.2.1. $\Phi(q_4) > \frac{1}{12}$ or $\Phi(p_5) > \frac{1}{12}$. That implies that $\Phi(q_4) + \Phi(p_5) > \frac{1}{6}$. By (36), we obtain

$$\Phi(p) + \sum_{i=1}^3 (\Phi(p_i) + \Phi(q_i)) + \Phi(p_4) + (\Phi(q_4) + \Phi(p_5)) > 1.$$

This contradicts Theorem 1.1.

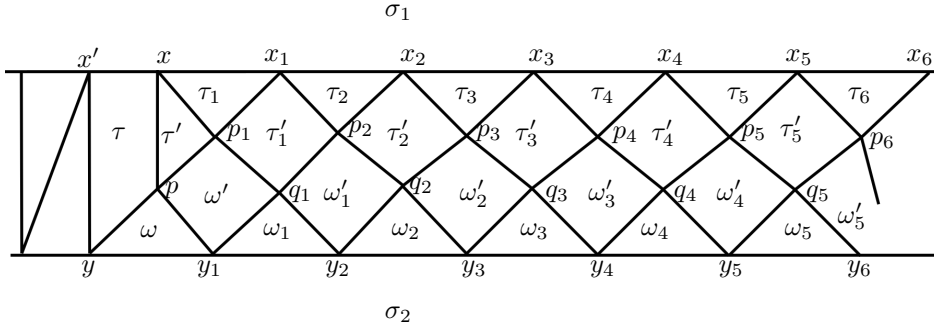


FIGURE 27.

Subcase 8.2.2. $\Phi(q_4) = \Phi(p_5) = \frac{1}{12}$. That is, $\text{Ptn}(q_4) = \text{Ptn}(p_5) = (3, 4, 4, 4)$. This implies that $|\omega'_4| = |\tau'_5| = 4$. With the same argument as in Claim 1 of Case 2, we obtain there exist two triangles ω_5 and τ_6 such that ω_5 is σ_2 -adjacent to ω_4 , $q_5 = \partial\omega_5 \setminus \partial\sigma_2$, $\{y_5, y_6\} = \omega_5 \cap \sigma_2$, $y_5 \prec \omega_4$, $q_5 \not\prec \sigma_1$, $q_5 \sim p_5$ and τ_6 is σ_1 -adjacent to τ_5 , $p_6 = \partial\tau_6 \setminus \partial\sigma_1$, $\{x_5, x_6\} = \tau_6 \cap \sigma_1$, $x_5 \prec \tau_5$, $p_6 \not\prec \sigma_2$, $p_6 \sim q_5$, as shown in Figure 27. $|p_5| = 4$ implies that $\{p_5, x_5\}$ and $\{p_5, q_5\}$ are contained in a face, so that $\{p_5, q_5\} \prec \tau'_5$. Let ω'_5 be a face lower-adjacent to ω_5 such that $\omega'_5 \cap \omega_5 = \{q_5, y_6\}$. Then $\text{Ptn}(q_5) = (3, 4, |\tau'_5|, |\omega'_5|)$. By (12), $|\omega'_5| = 3$ or 4, together with $|\tau'_5| = 4$, we obtain $\Phi(q_5) \geq \frac{1}{12}$. Hence,

$$\Phi(p) + \sum_{i=1}^3 (\Phi(p_i) + \Phi(q_i)) + \Phi(p_4) + (\Phi(q_4) + \Phi(p_5) + \Phi(q_5)) \geq \frac{13}{12} > 1.$$

This contradicts Theorem 1.1.

Step 2. For the other side of τ , we will prove that the modified curvature of these vertices bounded below by $\frac{1}{12}$.

Since τ is lower-adjacent to ω , there exists an edge, denoted by e , satisfying $e = \tau \cap \omega$. Since $p = \partial\omega \setminus \partial\sigma_2$, $p \not\prec \sigma_1$, and $\{y, y_1\} = \omega \cap \sigma_2$, $e = \{p, y\}$ or $\{p, y_1\}$. So $e = \{p, y\}$ if $x' \sim y$, as shown in Figure 28.

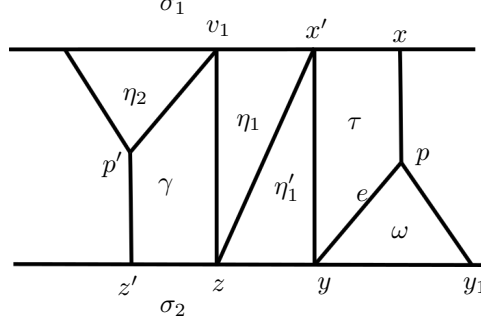


FIGURE 28.

By (12) and $|\tau| = 4$, $\text{Pttn}(x') = (3, 3, 4, k_1)$. Then there exists a triangle η_1 such that η_1 is σ_1 -adjacent to τ , $\{v_1, x'\} = \eta_1 \cap \sigma_1$ and $z = \partial\eta_1 \setminus \partial\sigma_1$. $|x'| = 4$ implies that $\{x', z\}$ and $\{x', y\}$ are contained in a face, denoted by η'_1 . Since $\text{Pttn}(x') = (3, 3, 4, k_1)$, $|\tau| = 4$, and $|\eta'_1| = 3$, $z \sim y$. Clearly, $z \prec \sigma_2$. Otherwise, $\{z, y\} \not\prec \sigma_2$, which yields $|y| = 5$. This contradicts $|y| = 4$. Since $|z| = 4$, there exists $z' \neq y$ such that $\{z', z\} \prec \sigma_2$ and both $\{z, z'\}$ and $\{z, v_1\}$ are contained in a face, denoted by γ . We divided it into cases.

Case 1. $|\gamma| = 4$, as shown in Figure 28. Then $\text{Pttn}(v_1) = (3, 3, 4, k_1)$ by (12). Since $\{v_1, z\} = \gamma \cap \eta_1$, there exists a triangle, denoted by η_2 , such that η_2 is σ_1 -adjacent to η_1 and η_2 is lower-adjacent to γ . Let $p' = \partial\eta_2 \setminus \partial\sigma_1$. Then $\{p', v_1\} \prec \gamma$. Since $\{p', v_1\} \not\prec \eta_1$, $\{p', v_1\}$, $\{v_1, z\}$ and $\{z, z'\}$ are contained in a face γ . Using $|\gamma| = 4$, we obtain $p' \sim z'$ and $p' \not\prec \sigma_2$, as shown in Figure 28. For γ and η_2 , by the same arguments about τ and ω in Case 1 to Case 7, we obtain that there exists some B , same as the choice of B in Case 1 to Case 7, such that $v_1, z \prec B \cap (\partial\sigma_1 \cup \partial\sigma_2)$, and the modified curvature satisfies $\Phi'(z) \geq \frac{1}{12}$ and $\Phi'(v_1) \geq \frac{1}{12}$.

Case 2. $|\gamma| = 3$, as shown in Figure 29. Then $v_1 \sim z'$. This yields that $\text{Pttn}(z) = (3, 3, 3, k_2)$ and $\Phi(z) = \frac{1}{k_2} \geq \frac{1}{12}$. Let η_2 be a face lower-adjacent to $\{v_1, z'\}$ such that $\{v_1, z'\} = \eta_2 \cap \gamma$. Since $|v_1| = 4$ and $\text{Pttn}(v_1) = (3, 3, 4, k_1)$ or $(3, 3, 3, k_1)$, we obtain $|\eta_2| = 3$ or 4 .

If $|\eta_2| = 3$, then $\text{Pttn}(v_1) = (3, 3, 3, k_1)$ and $\Phi'(v_1) \geq \Phi(v_1) = \frac{1}{k_1} \geq \frac{1}{12}$. If $|\eta_2| = 4$, then by the same argument as in Case 1, we obtain that there exists some B such that $v_1 \prec B \cap (\partial\sigma_1 \cap \partial\sigma_2)$, which yields that $\Phi'(v_1) \geq \frac{1}{12}$. For η_2 and γ , repeating the process as those for η_1 and γ , we obtain that the vertices in $\partial\eta_2$ and $\partial\gamma$ has curvature bounded below by $\frac{1}{12}$.

Hence, there are at least $2(k_1 - 1)$ vertices with modified curvature bounded below by $\frac{1}{12}$.

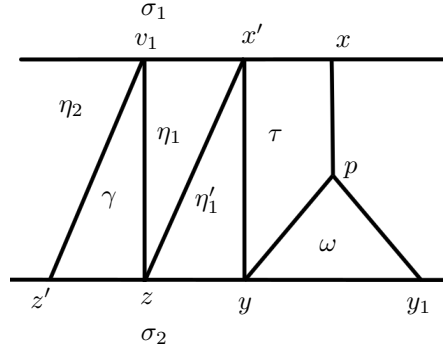


FIGURE 29.

Step 3: We will show that the sum of the modified curvature is greater than 1. By $k_1 \geq 8$,

$$2(k_1 - 1) \times \frac{1}{12} > 1.$$

This contradicts Theorem 1.1. This proves the theorem. \square

Next we will prove the third case.

Proposition 4.8. *Let Γ be a 4-regular infinite planar graph satisfying $\Gamma \in \mathcal{PC}_{\geq 0}$. For $i = 1, 2$, let σ_i be a face with facial degree $k_i \geq 8$. Then*

$$\partial U_1(\sigma_i) \cap \partial \sigma_j = \emptyset$$

for $1 \leq i \neq j \leq 2$.

Proof. We will prove it by contradiction. Let x, y be two vertices such that $x \prec \sigma_1$, $y \prec \sigma_2$ and $x \sim y$. Let τ be a face such that $\{x, y\} \prec \tau$. We divide it into cases.

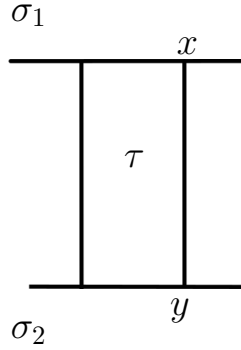


FIGURE 30.

Case 1. $|\tau| = 4$. We divide it into subcases.

Case 1.1. τ is a square lower adjacent to both σ_1 and σ_2 , as shown in Figure 30. By Lemma 4.4, there exist two triangles, denoted by τ_1 and τ'_1 , such that τ_1 is σ_1 -adjacent to τ , τ'_1 is σ_2 -adjacent to τ and $\partial\tau_1 \setminus \partial\sigma_1 = \partial\tau'_1 \setminus \partial\sigma_2$. Thus τ_1 and τ'_1 are same as τ and ω in Case 3.1 of Theorem 4.1, which is impossible.

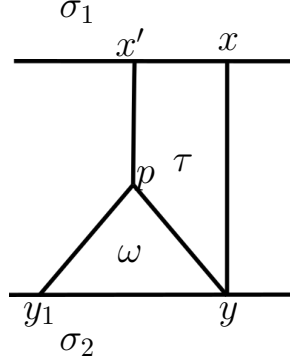


FIGURE 31.

Case 1.2. τ is a square lower-adjacent to one of σ_1 and σ_2 , say σ_1 , as shown in Figure 31. Then there is a vertex, denoted by p , such that $p \not\prec (\sigma_1 \cup \sigma_2)$ and $\{p, y\} \prec \tau$. Let $\{x, x'\} = \tau \cap \sigma_1$. Then it follows from $|\tau| = 4$ that $x' \sim p$. By $|\tau| = 4$ and $y \prec \tau$, $\text{Pttn}(y) = (3, 3, 4, k_2)$. For $|y| = 4$, there exists a vertex $y_1 \prec \sigma_2$ such that $\{p, y\}, \{y, y_1\}$ are contained in a triangle, denoted by ω . $|\omega| = 3$ yields that $p \sim y_1$. Hence, $\tau \smile \sigma_1$, $\omega \smile \sigma_2$, $\tau \smile \omega$. Since $|\tau| = 4$, $|\omega| = 3$, $p \prec \omega$, and $p \not\prec (\sigma_1 \cup \sigma_2)$, this is impossible by Proposition 4.7.

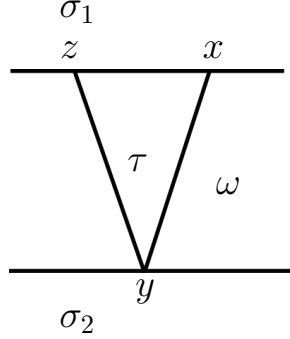


FIGURE 32.

Case 2. $|\tau| = 3$. Without loss of generality, we assume that τ lower-adjacent to σ_1 , i.e. there exists $z \prec \sigma_1$ such that $\{z, x\} = \tau \cap \sigma_1$ and $y \sim z$, as shown in Figure 32. Let ω be a face such that $\{x, y\} = \tau \cap \omega$. For $\Phi(x) \geq 0$, $\text{Ptn}(x) = (3, 3, 3, k_1)$ or $(3, 3, 4, k_1)$, which implies that $|\omega| = 3$ or 4.

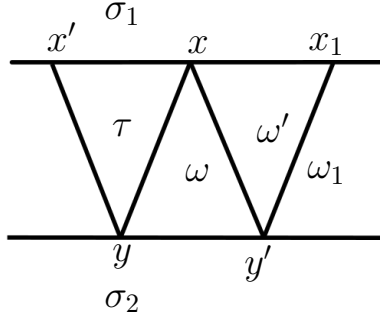


FIGURE 33.

Since $\{x, y\} \prec \omega$, $x \prec \sigma_1$ and $y \prec \sigma_2$, by Case 1, we obtain $|\omega| \neq 4$. So that $|\omega| = 3$. $|y| = 4$ implies that there exists a vertex $y' \prec \sigma_2$ such that $\{y, y'\} \prec \sigma_2$. $\{x, y\}$ and $\{y, y'\}$ are contained in τ' as shown in Figure 33. Let ω' be a face such that $\{x, y'\} = \omega \cap \omega'$. By $|x| = 4$, there exists a vertex $x_1 \neq x'$ such that $x_1 \prec \sigma_1$ and ω' contains $\{x, x_1\}$ and $\{x, y'\}$. By $\Phi(x) \geq 0$, $\text{Ptn}(x) = (3, 3, 4, k_1)$ or $(3, 3, 3, k_1)$. Then $|\omega'| = 3$ or 4. From Case 1, we know that $|\omega'| \neq 4$. Hence, $|\omega'| = 3$. This yields that $x_1 \sim y'$ and $\Phi(x) = \frac{1}{k_1} \geq \frac{1}{12}$. For $|\omega'| = 3$, let ω_1 be a face such that $\{x_1, y'\} = \omega' \cap \omega_1$. By the same arguments as above for $|\omega| = 3$, we obtain $|\omega_1| = 3$ and $\Phi(y') = \frac{1}{k_2} \geq \frac{1}{12}$. Repeating the process, we obtain that there are at least $2(\min\{k_1, k_2\} - 1)$ vertices in $\partial\sigma_1 \cup \partial\sigma_2$ such that each vertex has modified curvature bounded below by $\frac{1}{12}$. Hence, the sum of curvature of these vertices is bounded below by

$$\frac{2(\min\{k_1, k_2\} - 1)}{12} > 1$$

since $k_1, k_2 \geq 8$. This contradicts Theorem 1.1. □

Now we can prove Theorem 4.1.

Proof of Theorem 4.1. Theorem 4.1 follows from Remark 4.2, Proposition 4.3, Theorem 4.6 and Proposition 4.8. □

5. THE DISCHARGING METHOD AND THE PROOF OF THEOREM 1.9

In this section, we use the discharging method to estimate the number of k -gons with $k \geq 8$ in an infinite 4-regular planar graph with non-negative combinatorial curvature, and give the proof of main theorem, Theorem 1.9.

First, we introduce the discharging process as follows. We denote by

$$W = \bigcup_{\sigma \in F, 8 \leq |\sigma| \leq 12} \partial\sigma$$

the set of vertices on faces with facial degree k . Recall that for any face σ of Γ with facial degree k , we denote by $\partial U_1(\sigma)$ the boundary vertices of 1-neighborhood of σ . We set

$$W_1 = \bigcup_{\sigma \in F, 8 \leq |\sigma| \leq 12} \partial U_1(\sigma).$$

For the discharging rule, we defined the modified curvature by the discharging as

$$(37) \quad \tilde{\Phi}(x) = \begin{cases} \Phi(x) + \frac{1}{2} \sum_{y \in W_1, y \sim x} \Phi(y), & x \in W \\ \Phi(x) - \frac{1}{2} \#\{y \in W_1 | y \sim x\} \Phi(x), & x \in W_1 \\ \Phi(x), & x \in V \setminus (W \cup W_1). \end{cases}$$

That is, we redistribute the curvature of vertices in W_1 to that of vertices in W .

One readily checks that the sum of the curvature of all vertices, the total curvature, doesn't change after redistributing the curvature on vertices by Theorem 4.1.

Theorem 5.1. *Let Γ be a 4-regular infinite planar graph with non-negative combinatorial curvature. Then for $8 \leq k \leq 12$*

$$(38) \quad \tilde{\Phi}(\Gamma) = \Phi(\Gamma).$$

For some k satisfying $8 \leq k \leq 12$, to estimate the number of k -gons, we transfer the charge of vertices near k -gons to vertices on k -gons such that the total modified curvature on each k -gon is uniformly bounded below by $\frac{1}{2}$.

Theorem 5.2. *Let Γ be a 4-regular infinite planar graph with non-negative combinatorial curvature and σ be a k -gon with $8 \leq k \leq 12$. Then*

$$\sum_{z \in \partial\sigma} \tilde{\Phi}(z) > \frac{1}{2}$$

for $8 \leq k \leq 11$ and

$$\sum_{z \in \partial\sigma} \tilde{\Phi}(z) \geq \frac{1}{2}$$

for $k = 12$.

Since the total curvature of the graph is at most 1 and 1-neighborhoods of k -gons are disjoint for $8 \leq k \leq 12$, see Theorem 4.1. We may estimate the number of k -gons with $8 \leq k \leq 12$.

Lemma 5.3. *Let Γ be a 4-regular infinite planar graph with non-negative combinatorial curvature and σ be a k -gon with $8 \leq k \leq 12$. Assume that τ_i , $i = 1, 2$ are triangles and τ_1 is σ -adjacent to τ_2 . If $z = \partial\tau_1 \cap \partial\tau_2$, then*

$$\tilde{\Phi}(z) \geq \frac{1}{2k}.$$

The equality holds if and only if $k = 12$, one of $\text{Pttn}(\partial\tau_1 \setminus \partial\sigma)$ and $\text{Pttn}(\partial\tau_2 \setminus \partial\sigma)$ is $(3, 4, 4, 4)$, the other is $(3, 4, 4, 6)$.

Proof. By Proposition 3.3 and $8 \leq k \leq 12$, $z \prec \sigma$. Since $\Phi(z) \geq 0$, $\text{Pttn}(z)$ is $(3, 3, 3, k)$ or $(3, 3, 4, k)$. If $\text{Pttn}(z) = (3, 3, 3, k)$, then $\tilde{\Phi}(z) \geq \Phi(z) = \frac{1}{k} > \frac{1}{2k}$. Next we consider the case $\text{Pttn}(z) = (3, 3, 4, k)$, which yields

$$\Phi(z) = \frac{1}{k} - \frac{1}{12}.$$

Let ω_1 and ω_2 be two other faces, σ -adjacent to τ_1 and τ_2 respectively. Let $z_i = \partial\omega_i \cap \partial\tau_i$, $i = 1, 2$. Proposition 3.3 implies that $z_i \in \partial\sigma$.

Case 1. $|\omega_1| = |\omega_2| = 3$. Let y be the vertex such that $y \sim x_1$, $y \sim x_2$ and $y \notin \partial\sigma$. Let η_1 (resp. η_2) be the face containing x_1 and y (resp. x_2 and y) and satisfying $\eta_1 \cap \sigma = \emptyset$ (resp. $\eta_2 \cap \sigma = \emptyset$).

By considering the vertex pattern at z_i , we have $\text{Pttn}(z_i) = (3, 3, 3, k)$ or $(3, 3, 4, k)$. We divide it into subcases.

Case 1.1. $\text{Pttn}(z_1) = \text{Pttn}(z_2) = (3, 3, 4, k)$. Then there are three squares containing z, z_1, z_2 , as shown in Figure 34. Then for any $i = 1, 2$,

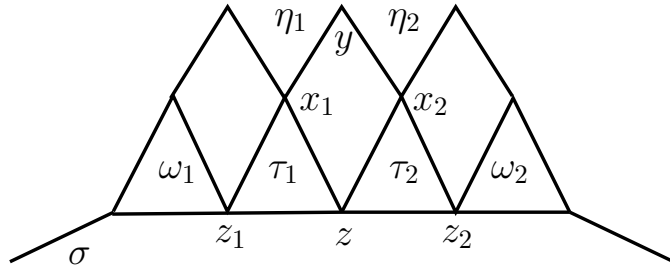


FIGURE 34.

$|\eta_i| = 3, 4, 5$, or 6 . Since $\Phi(y) \geq 0$, one of $|\eta_1|$ and $|\eta_2|$ is 3 or 4. Without loss of generality, we assume that $|\eta_1| = 3$ or 4 . Then the vertex pattern of x_1 is either $(3, 3, 4, 4)$ or $(3, 4, 4, 4)$, which yields that $\Phi(x_1) = \frac{1}{6}$ or $\Phi(x_1) = \frac{1}{12}$, respectively. Hence,

$$\Phi(x_1) + \Phi(x_2) \geq \frac{1}{12},$$

the equality holds if and only if $\Phi(x_1) = \frac{1}{12}$ and $\Phi(x_2) = 0$, that is, $\text{Pttn}(x_1) = (3, 4, 4, 4)$ and $\text{Pttn}(x_2) = (3, 4, 4, 6)$. By $\Phi(z) = \frac{1}{k} - \frac{1}{12}$, we obtain

$$\tilde{\Phi}(z) = \Phi(z) + \frac{1}{2}(\Phi(x_1) + \Phi(x_2)) \geq \frac{1}{2k},$$

where the equality holds if and only if $k = 12$, $\text{Pttn}(x_1) = (3, 4, 4, 4)$ and $\text{Pttn}(x_2) = (3, 4, 4, 6)$ or $\text{Pttn}(x_1) = (3, 4, 4, 6)$ and $\text{Pttn}(x_2) = (3, 4, 4, 4)$.

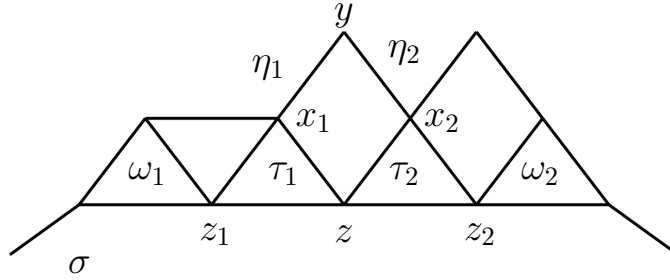


FIGURE 35.

Case 1.2. One of $\text{Pttn}(z_1)$ and $\text{Pttn}(z_2)$ is $(3, 3, 4, k)$, the other is $(3, 3, 3, k)$. Without loss of generality, we assume that $\text{Pttn}(z_1) = (3, 3, 3, k)$ and $\text{Pttn}(z_2) = (3, 3, 4, k)$. As shown in Figure 35, we claim that $|\eta_1| \leq 5$ or $|\eta_2| \leq 5$. Otherwise, $|\eta_i| \geq 5$ for $i = 1, 2$, then $\text{Pttn}(y) = (l, 4, |\eta_1|, |\eta_2|)$ with $3 \leq l \leq 12$, which yields $\Phi(y) < 0$. This contradicts $\Phi(y) \geq 0$ and proves the claim. Since $\text{Pttn}(x_2) = (3, 4, 4, |\eta_2|)$ and $\Phi(x_2) \geq 0$, $|\eta_2| \leq 6$.

If $5 \leq |\eta_2| \leq 6$, then $|\eta_1| \leq 4$. We have $\Phi(x_1) \geq \frac{1}{6}$. Hence,

$$\tilde{\Phi}(z) \geq \Phi(z) + \frac{1}{2}\Phi(x_1) = \frac{1}{k} > \frac{1}{2k}.$$

If $|\eta_2| \leq 4$, then $\text{Pttn}(x_2) = (3, 4, 4, |\eta_2|)$ and $\Phi(x_2) \geq \frac{1}{12}$. Since $x_1 \prec \eta_1$, $z \prec \sigma$, $x_1 \sim z$ and $8 \leq |\sigma| \leq 12$, by Proposition 4.8, we obtain that $|\eta_1| \leq 7$, so that $\Phi(x_1) > 0$. Hence,

$$\tilde{\Phi}(z) = \Phi(z) + \frac{1}{2}(\Phi(x_1) + \Phi(x_2)) > \frac{1}{k} - \frac{1}{24} \geq \frac{1}{2k}.$$

Case 1.3. $\text{Pttn}(z_1) = \text{Pttn}(z_2) = (3, 3, 3, k)$. As shown in Figure 36, we claim that $|\eta_1| \leq 5$ or $|\eta_2| \leq 5$. Otherwise, $|\eta_i| \geq 5$ for $i = 1, 2$, then $\text{Pttn}(y) = (l, 4, |\eta_1|, |\eta_2|)$ with $3 \leq l \leq 12$, which yields $\Phi(y) < 0$. This contradicts $\Phi(y) \geq 0$ and proves the claim. Without loss of generality, we assume that $|\eta_1| \leq |\eta_2|$, then $|\eta_1| \leq 5$. Hence, $\text{Pttn}(x_1) = (3, 3, 4, |\eta_1|)$ and $\Phi(x_1) > \frac{1}{12}$, which implies that

$$\tilde{\Phi}(z) \geq \Phi(z) + \frac{1}{2}\Phi(x_1) > \frac{1}{k} - \frac{1}{24} \geq \frac{1}{2k}.$$

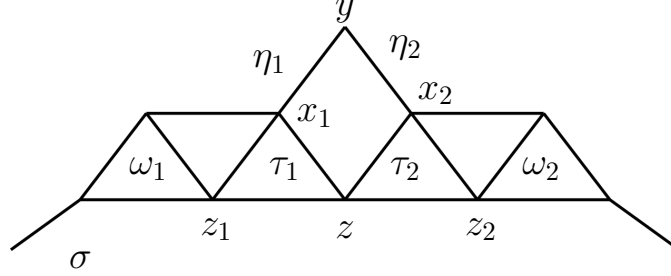


FIGURE 36.

Case 2. $|\omega_1| = 4$ and $|\omega_2| = 3$. Let y be the vertex satisfying $y \sim x_i (i = 1, 2)$ and $y \notin \partial\sigma$. Let η_i be the face containing the edge $\{y, x_i\}$ and $\eta_i \cap \sigma = \emptyset, i = 1, 2$. Clearly, $\text{Pttn}(z_1) = (3, 3, 4, k)$, $\text{Pttn}(z_2) = (3, 3, 3, k)$ or $(3, 3, 4, k)$. We divide it into subcases.

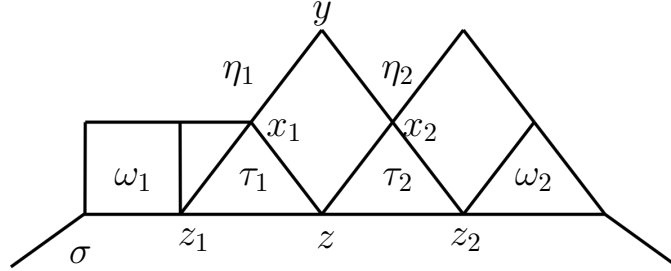


FIGURE 37.

Case 2.1. $\text{Pttn}(z_2) = (3, 3, 4, k)$. As shown in Figure 37, with the same argument as in Case 1.2, we obtain $|\eta_1| \leq 5$ or $|\eta_2| \leq 5$. Note that $|\eta_2| \leq 6$ by $\text{Pttn}(x_2) = (3, 4, 4, |\eta_2|)$ and $\Phi(x_2) \geq 0$. For any case that $|\eta_2| \leq 6$, it is easy to obtain

$$\Phi(x_1) + \Phi(x_2) > \frac{1}{12}.$$

Hence,

$$\tilde{\Phi}(z) = \Phi(z) + \frac{1}{2} (\Phi(x_1) + \Phi(x_2)) > \frac{1}{k} - \frac{1}{24} \geq \frac{1}{2k}.$$

Case 2.2. $\text{Pttn}(z_2) = (3, 3, 3, k)$. As shown in Figure 38, with the same argument as in Case 1.3, we obtain

$$\tilde{\Phi}(z) = \Phi(z) + \frac{1}{2} (\Phi(x_1) + \Phi(x_2)) > \frac{1}{2k}.$$

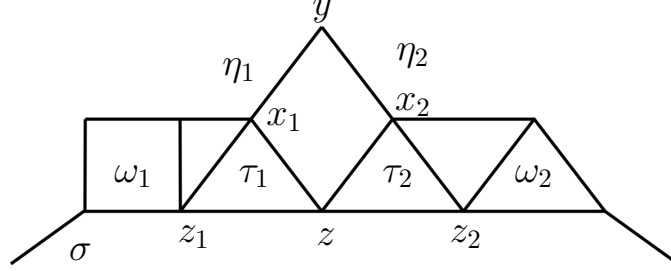


FIGURE 38.

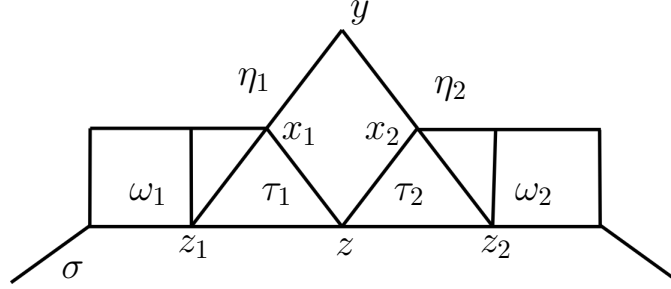


FIGURE 39.

Case 3. $|\omega_1| = |\omega_2| = 4$. By $\Phi(z_i) \geq 0$ for $i = 1, 2$, we obtain $\Phi(z_1) = \Phi(z_2) = (3, 3, 4, k)$, as in shown Figure 39. If $|\eta_1| \geq 7$, then by $\Phi(y) \geq 0$, we have $|\eta_2| = 3$, which yields that $\text{Ptn}(x_2) = (3, 3, 3, 4)$ and $\Phi(x_2) = \frac{1}{4}$. Hence,

$$\tilde{\Phi}(z) \geq \Phi(z) + \frac{1}{2}\Phi(x_2) > \frac{1}{2k}.$$

If $|\eta_1| = 6$, then $\text{Ptn}(x_1) = (3, 3, 4, 6)$ and $\Phi(x_1) = \frac{1}{12}$. By $\Phi(y) \geq 0$, we obtain $|\eta_2| \leq 4$, which yields that $\Phi(x_2) > 0$. Hence,

$$\tilde{\Phi}(z) = \Phi(z) + \frac{1}{2}(\Phi(x_1) + \Phi(x_2)) > \frac{1}{k} - \frac{1}{24} \geq \frac{1}{2k}.$$

If $|\eta_1| \leq 5$, then $\text{Ptn}(x_1) = (3, 3, 4, |\eta_1|)$ and $\Phi(x_1) = \frac{1}{|\eta_1|} - \frac{1}{12} > \frac{1}{12}$. Hence,

$$\tilde{\Phi}(z) \geq \Phi(z) + \frac{1}{2}\Phi(x_1) > \frac{1}{k} - \frac{1}{24} \geq \frac{1}{2k}.$$

□

Lemma 5.4. *Let Γ be a 4-regular infinite planar graph with non-negative combinatorial curvature and σ be a k -gon with $k \geq 8$. Assume ω is a square and τ_1 is a triangle such that ω is σ -adjacent to τ_1 . If $z = \partial\omega \cap \partial\tau_1 \cap \partial\sigma$,*

then

$$\tilde{\Phi}(z) \geq \frac{1}{2k}.$$

Moreover, if the equality holds, then there exists a vertex $z_1 \in \partial\sigma$ such that $z \sim z_1$ and $\tilde{\Phi}(z_1) > \frac{1}{2k}$.

Proof. Clearly, $\text{Pttn}(z) = (3, 3, 4, k)$ and $\Phi(z) = \frac{1}{k} - \frac{1}{12}$. Let τ_2 be a face such that τ_2 σ -adjacent to τ_1 . Let $z_1 = \partial\tau_1 \cap \partial\tau_2$. By Proposition 3.3, $z_1 \in \partial\sigma$ and $|\tau_2| = 3$ or 4 . We divide it into cases.

Case 1. $|\tau_2| = 3$. Let $x_i = \partial\tau_i \setminus \partial\sigma$, $i = 1, 2$. Let $z_1 = \partial\tau_1 \cap \partial\tau_2$. By Proposition 3.3, $z_1 \in \partial\sigma$ and $\text{Pttn}(z_1) = (3, 3, 3, k)$ or $(3, 3, 4, k)$. We divide it into subcases.

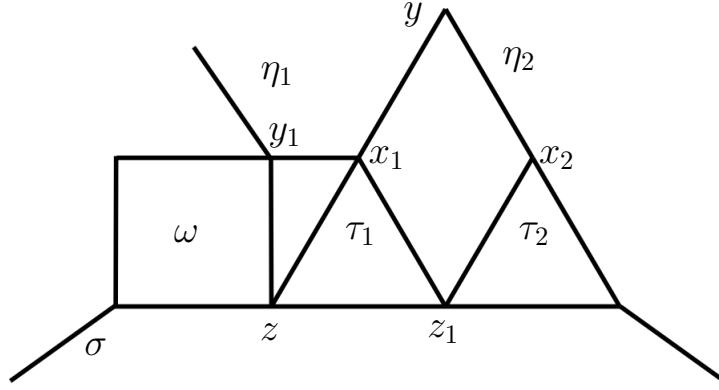


FIGURE 40.

Case 1.1. $\text{Pttn}(z_1) = (3, 3, 4, k)$. Let y be the vertex such that $y \sim x_1$, $y \sim x_2$ and $y \not\sim \sigma$. Let η_1 be the face containing x_1 and y and satisfying $\eta_1 \cap \sigma = \emptyset$, as shown in Figure 40. Let y_1 be a vertex such that $y_1 \sim x_1$, $y_1 \sim z$, $y_1 \not\sim \sigma$ and $y_1 \prec \omega$.

If $|\eta_1| \leq 5$, then $\text{Pttn}(x_1) = (3, 3, 4, |\eta_1|)$ and $\Phi(x_1) = \frac{1}{|\eta_1|} - \frac{1}{12} > \frac{1}{12}$. Hence,

$$\tilde{\Phi}(z) \geq \Phi(z) + \frac{1}{2}\Phi(x_1) > \frac{1}{k} - \frac{1}{24} \geq \frac{1}{2k}.$$

If $|\eta_1| = 6$, then $\text{Pttn}(x_1) = (3, 3, 4, 6)$ and $\Phi(x_1) = \frac{1}{12}$. Note that $\text{Pttn}(y_1) = (3, 3, 4, 6)$ or $(3, 4, 4, 6)$. For $\text{Pttn}(y_1) = (3, 3, 4, 6)$, $\Phi(y_1) = \frac{1}{12} > 0$, which implies that

$$\tilde{\Phi}(z) = \Phi(z) + \frac{1}{2}(\Phi(y_1) + \Phi(x_1)) \geq \frac{1}{k} > \frac{1}{2k}.$$

For $\text{Pttn}(y_1) = (3, 4, 4, 6)$, $\Phi(y_1) = 0$, which implies that

$$\tilde{\Phi}(z) = \Phi(z) + \frac{1}{2}(\Phi(y_1) + \Phi(x_1)) \geq \frac{1}{k} - \frac{1}{24} \geq \frac{1}{2k}.$$

$$\tilde{\Phi}(z_1) = \Phi(z_1) + \frac{1}{2}(\Phi(x_1) + \Phi(x_2)) = \frac{1}{k} > \frac{1}{2k}.$$
$$\tilde{\Phi}(z) = \Phi(z) + \frac{1}{2} (\Phi(y_1) + \Phi(x_1)) = \frac{1}{k} - \frac{1}{12} + \frac{5}{84} > \frac{1}{2k}.$$

FIGURE 41.

$$\tilde{\Phi}(z) \geq \Phi(z) + \frac{1}{2}\Phi(x_1) > \frac{1}{k} - \frac{1}{24} \geq \frac{1}{2k}.$$

Since $x_1 \prec \eta$, $x_1 \sim z$ and $z \prec \sigma$, $x_1 \in U_1(\sigma)$ and $x_1 \in \partial\eta$. Proposition 4.8 implies that $|\eta| \leq 7$. Then $\text{Ptn}(x_1) = (3, 3, 3, |\eta|)$ and $\Phi(x_1) = \frac{1}{|\eta|} \geq \frac{1}{7}$.

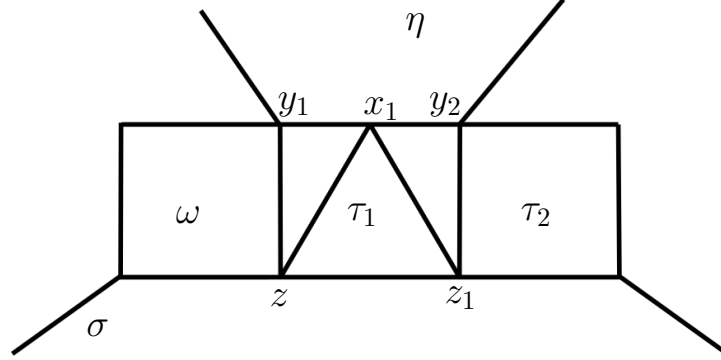


FIGURE 42.

Hence,

$$\tilde{\Phi}(z) \geq \Phi(z) + \frac{1}{2}\Phi(x_1) \geq \frac{1}{k} - \frac{1}{12} + \frac{1}{14} > \frac{1}{2k}.$$

Combining Case 1 and Case 2, we prove the lemma. \square

Proof of Theorem 5.2. For any $z \in \partial\sigma$, $\text{Ptt}_n(z) = (3, 3, 3, k)$ or $(3, 3, 4, k)$. Applying Lemma 5.3 and Lemma 5.4, we obtain

$$\sum_{z \in \partial\sigma} \tilde{\Phi}(z) > k \times \frac{1}{2k} = \frac{1}{2}$$

for $8 \leq k \leq 11$ and

$$\sum_{z \in \partial\sigma} \tilde{\Phi}(z) \geq k \times \frac{1}{2k} = \frac{1}{2}$$

for $k = 12$, the equality holds if and only if $\tilde{\Phi}(z) = \frac{1}{24}$ for each $z \in \partial\sigma$. \square

Now we are ready to prove Theorem 1.9.

Proof of Theorem 1.9. We argue by contradiction. Assume that $\sum_{k=8}^{12} F_k(\Gamma) > 1$, that is there exist at least two faces with facial degrees between 8 and 12. We denote by σ_1, σ_2 the two faces with σ_i is k_i -gon and $8 \leq k_i \leq 12$, $i = 1, 2$. We divide it into cases.

Case 1. $8 \leq k_1 < 12$ or $8 \leq k_2 < 12$. Applying Theorem 1.1, Theorem 5.1 and Theorem 5.2, we obtain

$$1 \geq \Phi(\Gamma) = \tilde{\Phi}(\Gamma) = \sum_{z \in V} \tilde{\Phi}(z) \geq \sum_{z \in \partial\sigma_1} \tilde{\Phi}(z) + \sum_{z \in \partial\sigma_2} \tilde{\Phi}(z) > \frac{1}{2} + \frac{1}{2} = 1.$$

This yields a contradiction.

Case 2. $k_1 = k_2 = 12$. Applying Theorem 1.1, Theorem 5.1 and Theorem 5.2, we have

$$1 \geq \Phi(\Gamma) = \tilde{\Phi}(\Gamma) = \sum_{z \in V} \tilde{\Phi}(z) \geq \sum_{z \in \partial\sigma_1} \tilde{\Phi}(z) + \sum_{z \in \partial\sigma_2} \tilde{\Phi}(z) \geq \frac{1}{2} + \frac{1}{2} = 1,$$

then the equality holds, if and only if $\sum_{z \in \partial\sigma_i} \tilde{\Phi}(z) = \frac{1}{2}$ for $i = 1, 2$. According to Theorem 5.2, that is

$$(39) \quad \tilde{\Phi}(z) = \frac{1}{24}, \quad \forall z \in \partial\sigma_i, i = 1, 2.$$

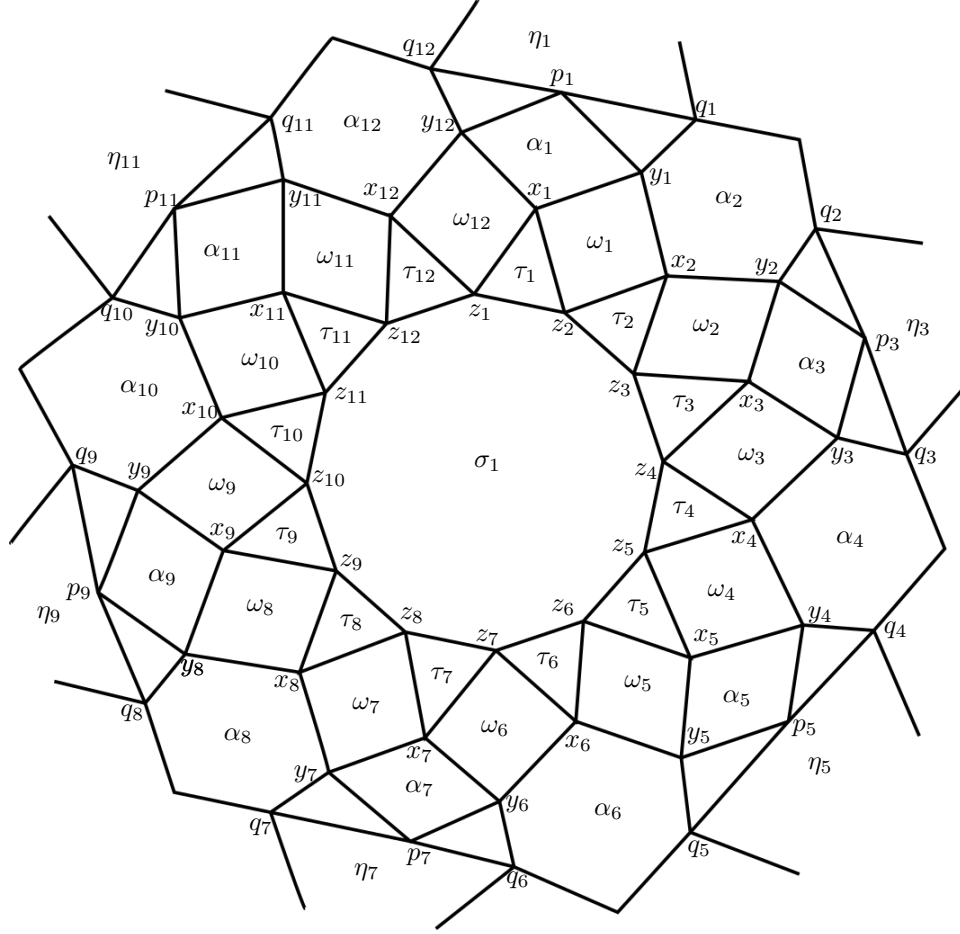


FIGURE 43.

Now we consider σ_1 . Combining (39) with Lemma 5.3, we obtain that there exist 12 triangles, $\{\tau_i\}_{i=1}^{12}$, ordered clockwise along σ_1 , such that τ_{12} is

σ -adjacent to τ_1 and τ_i is σ_1 -adjacent to τ_{i+1} for $1 \leq i \leq 11$, and

$$(40) \quad \text{Ptn}(x_i) = \begin{cases} (3, 4, 4, 4), & i \text{ is odd} \\ (3, 4, 4, 6), & i \text{ is even,} \end{cases}$$

where $x_i = \partial\tau_i \setminus \partial\sigma_1$, as shown in Figure 43. Let $z_i = \partial\tau_i \cap \partial\tau_{i+1}$ for $1 \leq i \leq 11$ and $z_{12} = \tau_{12} \cap \tau_1$. Clearly, $z_i \prec \sigma$. For $1 \leq i \leq 11$, by $|z_i| = 4$, $\{z_i, x_i\}$ and $\{z_i, x_{i+1}\}$ are contained in a face, denoted by ω_i . Since $z_i \prec \omega_i$ and $z_i \prec \sigma_1$, $|\omega_i| = 3$ or 4 . Using (40), $x_i \prec \omega_i$ and $|\tau_i| = 3$ for $1 \leq i \leq 12$, we have $|\omega_i| = 4$. By $|z_{12}| = 4$, $\{z_{12}, x_{12}\}$ and $\{z_{12}, x_1\}$ are contained in a face, denoted by ω_{12} . Similarly, $|\omega_{12}| = 4$.

Let y_i be a vertex such that $y_i \sim x_i$, $y_i \sim x_{i+1}$ and $y_i \not\sim \sigma_1$ for $i = 1, \dots, 11$ and y_{12} be a vertex such that $y_{12} \sim x_{12}$ and $y_{12} \sim x_1$. Let α_i be a face containing $\{x_i, y_{i-1}\}$ and $\{x_i, y_i\}$ for $2 \leq i \leq 12$ and α_1 be a face containing $\{x_1, y_1\}$ and $\{x_1, y_{12}\}$. Hence, by $|x_i| = 4$, we have

$$x_1 = \tau_1 \cap \omega_{12} \cap \omega_1 \cap \alpha_1, \quad x_i = \tau_i \cap \omega_{i-1} \cap \omega_i \cap \alpha_i, \quad i = 2, \dots, 12.$$

By $|\tau_i| = 3$ and $|\omega_i| = 4$, together with (40), we obtain

$$(41) \quad |\alpha_i| = \begin{cases} 4, & i \text{ is odd,} \\ 6, & i \text{ is even.} \end{cases}$$

For $|x_1| = 4$, $\{x_1, y_1\}$ and $\{x_1, z_2\}$ are contained in a face. Combining it with $\{x_1, z_1\} \prec \omega_1$, we have $\{x_1, y_1\} \prec \omega_1$ and $y_1 \prec \omega_1$. With the same arguments as above, we obtain $y_i \prec \omega_i$ for $i = 1, \dots, 12$, as shown in Figure 43. Noting that $y_i \prec (\alpha_i \cap \alpha_{i+1})$ for $i = 1, \dots, 11$ and $y_{12} \prec \alpha_{12} \cap \alpha_1$, we have

$$y_{12} \prec \omega_{12} \cap \alpha_{12} \cap \alpha_1, \quad y_i \prec \omega_i \cap \alpha_i \cap \alpha_{i+1}, \quad i = 1, \dots, 11.$$

By $|\omega_i| = 4$, (41) and $\Phi(y_i) \geq 0$,

$$(42) \quad \text{Ptn}(y_i) = (3, 4, 4, 6), \quad i = 1, \dots, 12.$$

Let p_i be a vertex such that $p_i \sim y_{i-1}$ and $p_i \sim y_i$ for $i = 3, 5, 7, 9, 11$, and p_1 be a vertex such that $p_1 \sim y_{12}$ and $p_1 \sim y_1$. By $|y_{12}| = 4$ and (42), there exists a vertex q_{12} satisfying $q_{12} \prec \alpha_{12}$ and $q_{12} \neq x_{12}$ such that $q_{12} \sim y_{12}$ and $q_{12} \sim p_1$. That is, there exists a triangle with boundary vertices y_{12}, p_1, q_{12} . With the same arguments as above, we obtain that there exists a vertex q_i such that $q_i \prec \alpha_{i+1}$, $q_i \sim y_i$ and $q_i \sim p_i$ for i odd and there exists a vertex q_i such that $q_i \prec \alpha_i$, $q_i \sim y_i$ and $q_i \sim p_{i+1}$ for i even, $1 \leq i \leq 11$. Let η_i be a face containing $\{p_i, q_{i-1}\}$ and $\{p_i, q_i\}$ for $i = 3, 5, 7, 9, 11$ and η_1 be a face containing $\{p_1, q_{12}\}$ and $\{p_1, q_1\}$.

For η_1 , since $q_1 \prec \eta_1$, $q_1 \prec \alpha_2$, $|\alpha_2| = 6$ and $\Phi(q_1) \geq 0$, $|\eta_1| \leq 6$. For p_1 , since $p_1 \sim y_1 \sim q_1 \sim p_1$, $p_1 \sim y_{12} \sim q_{12} \sim p_1$, and $p_1 \prec \alpha_1$, we obtain that p_1 is contained in two triangles and a square α_2 , which yields that $\text{Ptn}(p_1) = (3, 3, 4, |\eta_1|)$ and $\Phi(p_1) \geq \frac{1}{12}$. Using the same arguments for η_i and p_i for $i = 3, 5, 7, 9, 11$, we obtain that $|\eta_i| \leq 6$, $\text{Ptn}(p_i) = (3, 3, 4, |\eta_i|)$ and $\Phi(p_i) \geq \frac{1}{12}$.

We claim that $|\eta_{2i-1}| = 6$ for $1 \leq i \leq 6$. Otherwise, there exists some η_i , say $|\eta_1|$, such that $|\eta_1| < 6$. So that $\Phi(p_1) > \frac{1}{12}$, which yields that

$$\sum_{j=1}^6 \Phi(p_{2j-1}) > \frac{1}{2}.$$

By (40), we obtain $\sum_{i=1}^{12} \Phi(x_i) = \frac{1}{2}$, and

$$\sum_{i=1}^{12} \Phi(x_i) + \sum_{i=1}^6 \Phi(p_{2j-1}) > 1.$$

This contradicts Theorem 1.1. This proves the claim.

Hence, $|\eta_i| = 6$ for $1 \leq i \leq 6$ and

$$(43) \quad \sum_{i=1}^{12} \Phi(x_i) + \sum_{i=1}^6 \Phi(p_i) = 1.$$

Applying Theorem 1.1, we obtain the remaining vertices, except $\{x_{2i-1}\}_{i=1}^6$ and $\{p_{2j-1}\}_{j=1}^6$, has vanishing curvature.

With the same argument as σ_1 , we obtain that σ_2 has the same structure as σ_1 . Theorem 4.1 implies that $x_i \approx x'$ for any $x' \prec \sigma_2$ with $i = 1, \dots, 12$. Hence, there are vertices, z' and z , such that $z' \sim z$, $z \prec \sigma_2$ and $\Phi(z') > 0$. Combining it with (43), we obtain $\Phi(\Gamma) > 1$, this contradicts Theorem 1.1. This proves the theorem. \square

ACKNOWLEDGEMENTS

Y. A. is supported by JSPS KAKENHI Grant Number JP16K05247. B.H. is supported by NSFC, no.11831004 and no. 11826031. Y.S. is supported by NSFC, grant no. 11771083, NSF of Fujian Province through grants no. 2017J01556 and NSF of Fuzhou University through grant no. GXRC-18035. L. W. is supported by NSFC, no. 11671141 and China Postdoctoral Science Foundation, no. 2019M651332.

REFERENCES

- [AH77] K. Appel and W. Haken. Every planar map is four colorable. I. Discharging. *Illinois J. Math.*, 21(3):429–490, 1977.
- [Ale05] A. D. Alexandrov. *Convex polyhedra*. Springer Monographs in Mathematics. Springer-Verlag, Berlin, 2005. Translated from the 1950 Russian edition by N. S. Dairbekov, S. S. Kutateladze and A. B. Sossinsky, With comments and bibliography by V. A. Zalgaller and appendices by L. A. Shor and Yu. A. Volkov.
- [BBI01] D. Burago, Yu. Burago, and S. Ivanov. *A course in metric geometry*, volume 33 of *Graduate Studies in Mathematics*. American Mathematical Society, Providence, RI, 2001.
- [BP01] O. Baues and N. Peyerimhoff. Curvature and geometry of tessellating plane graphs. *Discrete Comput. Geom.*, 25(1):141–159, 2001.
- [BP06] O. Baues and N. Peyerimhoff. Geodesics in non-positively curved plane tessellations. *Adv. Geom.*, 6(2):243–263, 2006.

- [CC08] B. Chen and G. Chen. Gauss-Bonnet formula, finiteness condition, and characterizations of graphs embedded in surfaces. *Graphs Combin.*, 24(3):159–183, 2008.
- [Che09] B. Chen. The Gauss-Bonnet formula of polytopal manifolds and the characterization of embedded graphs with nonnegative curvature. *Proc. Amer. Math. Soc.*, 137(5):1601–1611, 2009.
- [DM07] M. DeVos and B. Mohar. An analogue of the Descartes-Euler formula for infinite graphs and Higuchi’s conjecture. *Trans. Amer. Math. Soc.*, 359(7):3287–3300, 2007.
- [Ghi17] L. Ghidelli. On the largest planar graphs with everywhere positive combinatorial curvature. *arXiv:1708.08502*, 2017.
- [Gro87] M. Gromov. Hyperbolic groups. In *Essays in group theory*, volume 8 of *Math. Sci. Res. Inst. Publ.*, pages 75–263. Springer, New York, 1987.
- [Hig01] Y. Higuchi. Combinatorial curvature for planar graphs. *J. Graph Theory*, 38(4):220–229, 2001.
- [HJ15] Bobo Hua and Jürgen Jost. Geometric analysis aspects of infinite semiplanar graphs with nonnegative curvature II. *Trans. Amer. Math. Soc.*, 367(4):2509–2526, 2015.
- [HJL02] O. Häggström, J. Jonasson, and R. Lyons. Explicit isoperimetric constants and phase transitions in the random-cluster model. *Ann. Probab.*, 30(1):443–473, 2002.
- [HJL15] B. Hua, J. Jost, and S. Liu. Geometric analysis aspects of infinite semiplanar graphs with nonnegative curvature. *J. Reine Angew. Math.*, 700:1–36, 2015.
- [HS03] Y. Higuchi and T. Shirai. Isoperimetric constants of (d, f) -regular planar graphs. *Interdiscip. Inform. Sci.*, 9(2):221–228, 2003.
- [HS19] Bobo Hua and Yanhui Su. The set of vertices with positive curvature in a planar graph with nonnegative curvature. *Advances in Mathematics*, 343:789–820, 2019.
- [Ish90] M. Ishida. Pseudo-curvature of a graph. In *lecture at Workshop on topological graph theory*. Yokohama National University, 1990.
- [Kel10] M. Keller. The essential spectrum of the Laplacian on rapidly branching tessellations. *Math. Ann.*, 346(1):51–66, 2010.
- [Kel11] M. Keller. Curvature, geometry and spectral properties of planar graphs. *Discrete Comput. Geom.*, 46(3):500–525, 2011.
- [KP11] M. Keller and N. Peyerimhoff. Cheeger constants, growth and spectrum of locally tessellating planar graphs. *Math. Z.*, 268(3-4):871–886, 2011.
- [LPZ02] S. Lawrencenko, M. D. Plummer, and X. Zha. Isoperimetric constants of infinite plane graphs. *Discrete Comput. Geom.*, 28(3):313–330, 2002.
- [Moh02] B. Mohar. Light structures in infinite planar graphs without the strong isoperimetric property. *Trans. Amer. Math. Soc.*, 354(8):3059–3074, 2002.
- [Nev70] R. Nevanlinna. *Analytic functions*. Translated from the second German edition by Phillip Emig. Die Grundlehren der mathematischen Wissenschaften, Band 162. Springer-Verlag, New York-Berlin, 1970.
- [Oh17] B.-G. Oh. On the number of vertices of positively curved planar graphs. *Discrete Math.*, 340(6):1300–1310, 2017.
- [RBK05] T. Réti, E. Bitay, and Z. Kosztolányi. On the polyhedral graphs with positive combinatorial curvature. *Acta Polytechnica Hungarica*, 2(2):19–37, 2005.
- [RSST97] N. Robertson, D. Sanders, P. Seymour, and R. Thomas. The four-colour theorem. *J. Combin. Theory Ser. B*, 70(1):2–44, 1997.
- [Ste22] E Steinitz. Polyeder und raumeinteilungen. *Enzykl. Math. Wiss.*, 3:1–139, 01 1922.
- [Sto76] D. A. Stone. A combinatorial analogue of a theorem of Myers. *Illinois J. Math.*, 20(1):12–21, 1976.

- [SY04] L. Sun and X. Yu. Positively curved cubic plane graphs are finite. *J. Graph Theory*, 47(4):241–274, 2004.
- [Woe98] W. Woess. A note on tilings and strong isoperimetric inequality. *Math. Proc. Camb. Phil. Soc.*, 124:385–393, 1998.
- [Ž97] A. Žuk. On the norms of the random walks on planar graphs. *Ann. Inst. Fourier (Grenoble)*, 47(5):1463–1490, 1997.
- [Zha08] L. Zhang. A result on combinatorial curvature for embedded graphs on a surface. *Discrete Math.*, 308(24):6588–6595, 2008.

E-mail address: yoji.akama.e8@tohoku.ac.jp

YOHJI AKAMA: MATHEMATICAL INSTITUTE, GRADUATE SCHOOL OF SCIENCE, TOHOKU UNIVERSITY, SENDAI, 980-0845, JAPAN

E-mail address: bobohua@fudan.edu.cn

BOBO HUA: SCHOOL OF MATHEMATICAL SCIENCES, LMNS, FUDAN UNIVERSITY, SHANGHAI 200433, CHINA; SHANGHAI CENTER FOR MATHEMATICAL SCIENCES, FUDAN UNIVERSITY, SHANGHAI 200433, CHINA

E-mail address: suyh@fzu.edu.cn

YANHUI SU: COLLEGE OF MATHEMATICS AND COMPUTER SCIENCE, FUZHOU UNIVERSITY, FUZHOU 350116, CHINA

E-mail address: lili_wang@fudan.edu.cn

LILI WANG: SCHOOL OF MATHEMATICAL SCIENCES, FUDAN UNIVERSITY, SHANGHAI 200433, CHINA