

GEOMETRY OF GRAPHS OF CONTINUOUS FUNCTIONS INTERSECTING MANY LINES IN A FEW POINTS

DIMITRIS VARDAKIS, ALEXANDER VOLBERG

ABSTRACT. In this note we show local Lipschitz property of the graph avoiding multiple point intersection with lines directed in a given cone. The assumption is much stronger than those of well-known Marstrand's theorem, but the conclusion is much stronger too.

1. THE STATEMENT OF THE PROBLEM

The problem we consider in this note grew from a question in perturbation theory of self-adjoint operators, see [3]. The question was to better understand the structure of Borel sets in \mathbb{R}^n which have a small intersection with a whole cone of lines. Marstrand's and Mattila's theorems in [2] and [4] give a lot information about the exceptional set of finite-rank perturbations of a given self-adjoint operator. The exception happens when singular parts of unperturbed and perturbed operators are *not mutually singular*. It is known that this is a rare event in the sense that its measure is zero among all finite-rank perturbations. Paper [3] proves a stronger claim: the dimension of a bad set of perturbations actually drops.

Here we impose a stronger condition on the Borel set in question: it is just a continuous curve on the plane. But we also get a stronger result, claiming some estimate on Hausdorff measure (not just Hausdorff dimension).

On the other hand, in [1] it is shown that given countably many graphs of functions there is another function whose graph has just one intersection with all shifts of the given graphs but whose graph has dimension 2.

Proposition 1. *Let $\lambda > 0$ be a fixed number and consider all the cones of lines with slopes between λ and $-\lambda$ (containing the vertical line). If $f : (0, 1) \rightarrow \mathbb{R}$ is a continuous function such that any line of these cones intersects its graph at at most two points, then f is locally Lipschitz.*

Notice that our hypothesis implies that no three points of the graph of f can lie on the same line unless that line has slope between $-\lambda$ and λ .

For the proof we are going to need the following lemmata:

Lemma 2. *Any locally Lipschitz curve has Hausdorff dimension 1.*

Lemma 3. *Every convex (or concave) function on an open interval is locally Lipschitz.*

Lemma 4. *If a function $g : (0, 1) \rightarrow \mathbb{R}$ is continuous and has a unique local minimum at $\tilde{x} \in (0, 1)$, then g is strictly increasing in $[\tilde{x}, 1)$ and strictly decreasing in $(0, \tilde{x}]$.*

Proof of Lemma 4. Consider two points $x_1 < x_2 \in [\tilde{x}, 1)$ such that $g(x_1) > g(x_2)$. On the compact interval $[x_1, x_2]$ g has to attain a minimum, say at c , and by assumption $c > x_1 \geq \tilde{x}$. But this contradicts the uniqueness of \tilde{x} and therefore g has to be increasing in $[\tilde{x}, 1)$. Similarly for $(0, \tilde{x}]$. \square

2010 *Mathematics Subject Classification.* 42B20, 42B35, 47A30.

Key words and phrases. Hausdorff dimension, Lipschitz function, Marstrand's theorem.

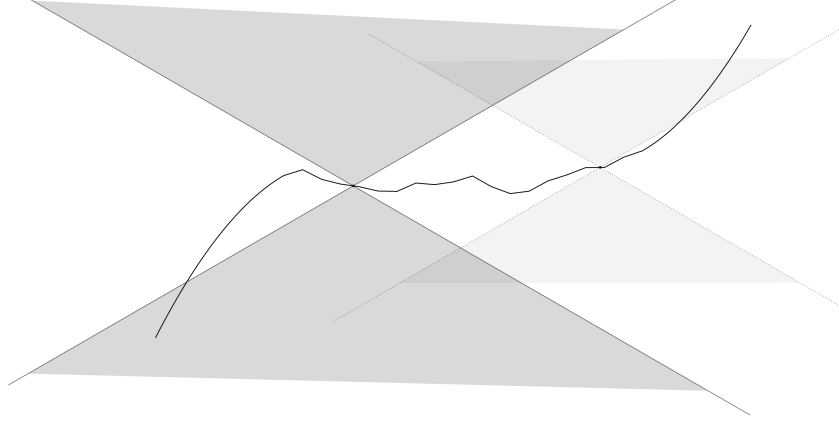


Figure 1. Each line from any cone intersects the graph in at most two points.

Proof. Consider the slope function of f , $S(x, y) = \frac{f(x) - f(y)}{x - y}$, and note that

$$S(x, y) = \frac{f(x) - f(y)}{x - y} = \zeta \iff f(x) - \zeta x = f(y) - \zeta y.$$

If for any two points $x < y \in (0, 1)$ we have that $|S(x, y)| < \lambda$, then f is Lipschitz (with Lipschitz constant at most λ) and so from Lemma (2) it has dimension 1.

Now suppose that there exist $x_0, y_0 \in (0, 1)$ for which $|S(x_0, y_0)| \geq \lambda$ and consider the case where $S(x_0, y_0) = \lambda' \geq \lambda$. Since $S(x, y) = S(y, x)$, we can assume that $x_0 < y_0$. We will denote the line passing through $(x_0, f(x_0))$ and $(y_0, f(y_0))$ by $\varepsilon_{\lambda'}$.

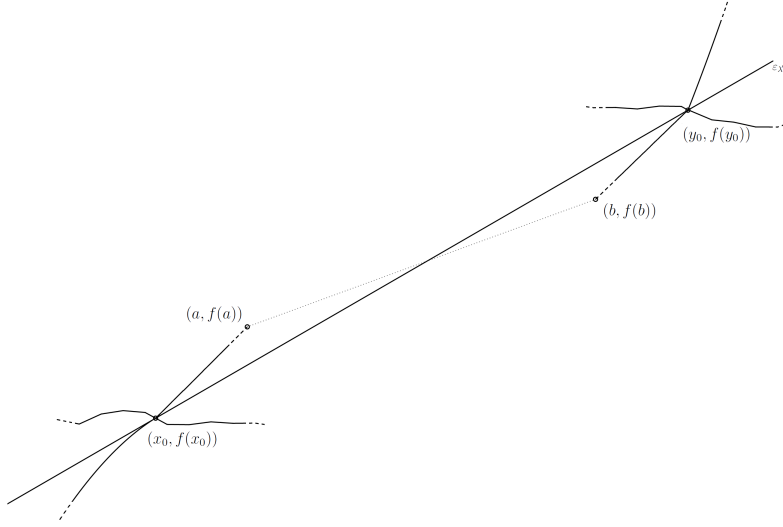


Figure 2. $S(x_0, y_0) = \lambda' \geq \lambda$; The part of the graph of f between x_0 and y_0 cannot lie on different sides of $\varepsilon_{\lambda'}$.

If there are numbers $x_0 < a < b < y_0$ such that $(S(x_0, a) - \lambda')(S(x_0, b) - \lambda') \leq 0$, then by the continuity of $S(x, \cdot)$ there has to exist a number $c \in [a, b]$ such that $\frac{f(x_0) - f(c)}{x_0 - c} = \lambda' = \frac{f(x_0) - f(y_0)}{x_0 - y_0}$. But this means that $(x_0, f(x_0)), (c, f(c))$ and $(y_0, f(y_0))$ are co-linear which contradicts our hypothesis and therefore $S(x_0, y)$ has to be constantly greater or constantly less than λ' for

$x_0 < y < y_0$. (see fig.2) For the same reasons $S(x_0, y)$ has to be constantly greater or constantly less than λ' also for $y > y_0$ and the same holds for $S(x, y_0)$ for $x < x_0$.

Graphically, this means that $\varepsilon_{\lambda'}$ separates f in three parts that do not intersect $\varepsilon_{\lambda'}$; one before x_0 , one over (x_0, y_0) and one after y_0 . We proceed to show that the part over (x_0, y_0) lies on a different side of $\varepsilon_{\lambda'}$ from the other two.

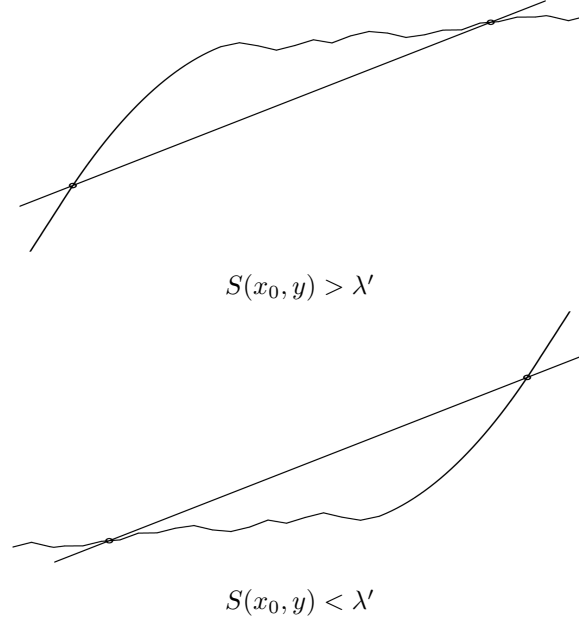


Figure 3. the two cases when $x_0 < y < y_0$

Let us consider the case when $S(x_0, y) < \lambda'$ for $x_0 < y < y_0$. Then, the function $f(x) - \lambda'x$ defined on $[x_0, y_0]$ attains a maximum at x_0 and at y_0 (which also implies that $S(x, y_0) > \lambda'$ for $x_0 < x < y_0$) and let $\tilde{y} \in (x_0, y_0)$ be the point where $f(x) - \lambda'x$ attains a minimum. (see fig.4) Now, suppose additionally that $S(x_0, y) < \lambda'$ also for $y > y_0$.

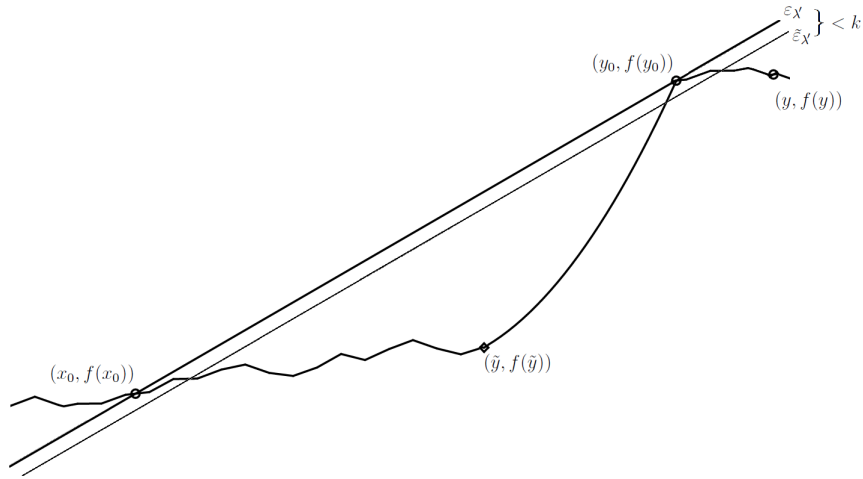


Figure 4. If $S(x_0, y) < \lambda'$ for every $y \notin (x_0, 1) \setminus \{y_0\}$, by moving the line $\varepsilon_{\lambda'}$ slightly down, we get three points of intersection.

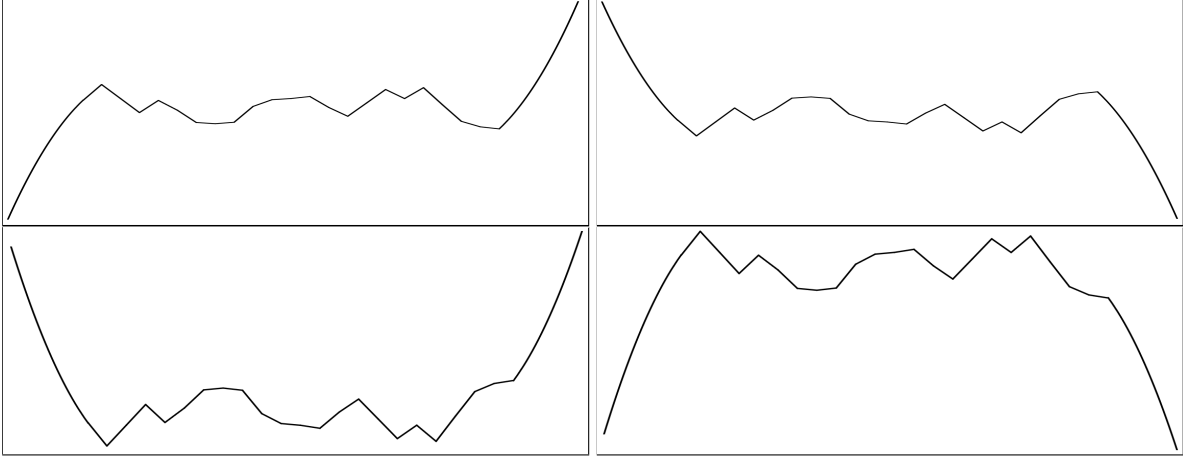


Figure 7. All the possible ways the graph of f can look like.

2. AN EXAMPLE

It is natural then to ask whether our assumption still gives us the locally Lipschitz property when we allow more points of intersection. It turns out this horribly fails even for at most 3 points of intersection in the sense that there can be infinitely many points around where the function cannot be locally Lipschitz. Here we construct such a function whose graph intersects a certain cone of lines in at most three points.

Consider the sequence $a_k = \frac{1}{2} - \frac{1}{2^k}$ for $k \geq 1$ and on each of the intervals $[a_k, a_{k+1}]$ we define the continuous function f_k with the following properties:

- i) $f_1(0) = 0, f_1(\frac{1}{4}) = f_2(\frac{1}{4}) = \frac{\lambda}{4}$
- ii) $f_{k+1}(a_{k+1}) = f_k(a_{k+1})$
- iii) $f_k(a_{k+1}) = \frac{1}{2}(f_k(a_k) + f_{k-1}(a_{k-1}))$
- iv) f_{2k} is convex and decreasing on $[a_{2k}, a_{2k+1}]$ and f_{2k-1} is concave and increasing on $[a_{2k-1}, a_{2k}]$.
- v) The tangent line to f_k at $(a_k, f_k(a_k))$ is vertical.

Let $f : [0, 1] \rightarrow \mathbb{R}$ be the function given by

$$f(x) = \begin{cases} f_k(x) & \text{if } x \in [a_k, a_{k+1}) \\ f_k(1-x) & \text{if } x \in (1-a_{k+1}, 1-a_k] \\ \frac{\lambda}{6} & \text{if } x = \frac{1}{2} \end{cases}$$

for all $k \geq 1$ (fig. 8) which is clearly continuous in $(0, 1) \setminus \{\frac{1}{2}\}$ because of (ii). Observe that the sequence $(b_k) = (f_k(a_k))$ is recursively defined by $b_{k+1} = \frac{b_k + b_{k-1}}{2}$ (through property (iii)) and it converges. In particular, we have $\frac{b_{k+1} - b_k}{b_k - b_{k-1}} = -\frac{1}{2}$ and therefore

$$(1) \quad b_{k+1} = b_k + \left(\frac{-1}{2}\right)^{k-1} (b_2 - b_1) \implies b_{k+1} = b_2 - \frac{1}{3} \left(1 - \left(\frac{-1}{2}\right)^{k-1}\right) (b_2 - b_1)$$

In our case, we have $b_1 = f_1(0) = 0$ and $b_2 = f_2(\frac{1}{4}) = \frac{\lambda}{4}$ and so we get that $f_k(a_k) = \frac{\lambda}{6} \left(1 - \left(\frac{-1}{2}\right)^{k-1}\right)$, hence $\lim_{k \rightarrow +\infty} f_k(a_k) = \frac{\lambda}{6}$. But note that for every $x \in (0, \frac{1}{2})$ there is an $n \geq 1$ for which

$x \in [a_n, a_{n+1})$ and, since each f_k is monotone in $[a_k, a_{k+1})$ for every k , we get that

$$\min\{f_n(a_n), f_{n+1}(a_{n+1})\} \leq f(x) \leq \max\{f_n(a_n), f_{n+1}(a_{n+1})\}.$$

Therefore, we have $\lim_{x \rightarrow \frac{1}{2}^-} f(x) = \frac{\lambda}{6} = f(\frac{1}{2})$, and similarly for $x \in (\frac{1}{2}, 1)$, meaning that f is also continuous at $\frac{1}{2}$.

However, by construction f is locally Lipschitz on $(0, 1) \setminus \{\frac{1}{2}\}$ except at around a_k and $1 - a_k$, $k \geq 1$, and therefore it is not locally Lipschitz around $\frac{1}{2}$ either, since $a_k \rightarrow \frac{1}{2}$ as $k \rightarrow +\infty$.

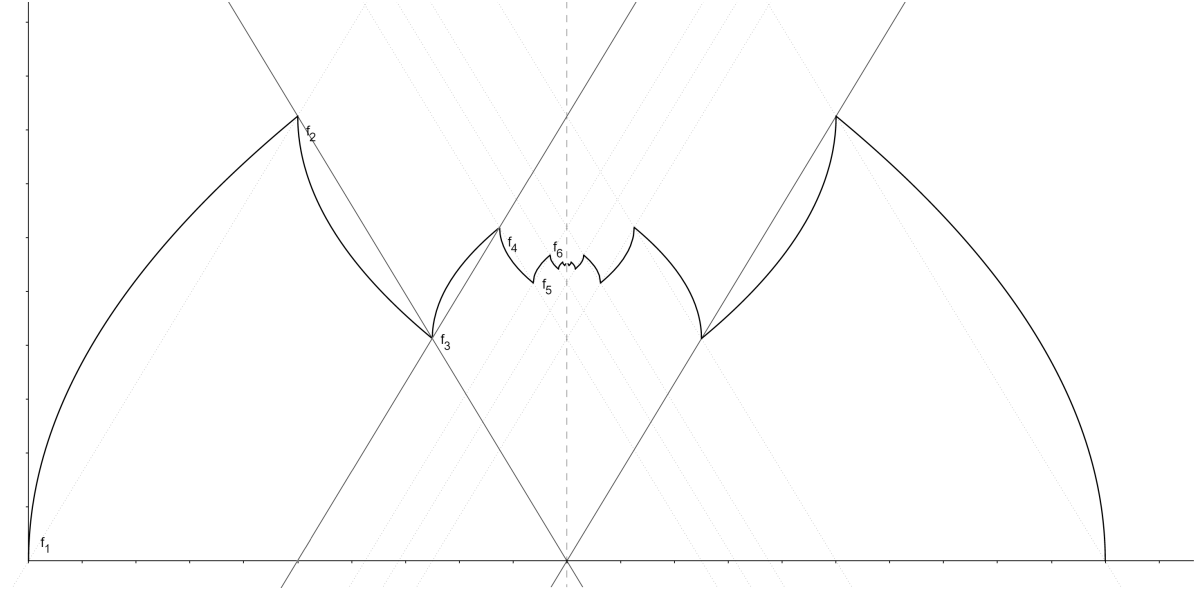


Figure 8. At most 3 points of intersection with any line inside the cones

Now we proceed to show the graph of f has at most 3 intersection points with any line inside a vertical cone with slopes between λ and $-\lambda$.

Each f_k is monotone and has certain concavity on $[a_k, a_{k+1}]$, hence its graph is contained inside the triangle T_k with vertices $(a_k, f(a_k))$, $(a_{k+1}, f(a_{k+1}))$ and $(a_k, f(a_{k+1}))$ (see fig. 9) and therefore any line intersecting the graph of f (in at least two points) has to pass through some of these triangles. Notice, however, that if a line passes through two non-consecutive triangles, say T_k and T_{k+j} ($j > 1$), then it falls outside the admissible cone of lines. In particular, (because of properties (ii) through (iv)) each T_{k+1} is half the size of T_k and they are placed in such a way so that the maximum and minimum slope a line through them can have is respectively the maximum and the minimum of the quantities

$$\frac{f_{k+j}(a_{k+j}) - f_k(a_k)}{a_{k+j} - a_k} \quad \text{and} \quad \frac{f_{k+j}(a_{k+j+1}) - f_k(a_{k+1})}{a_{k+j} - a_{k+1}},$$

when one of the numbers k and $k + j$ is even and the other is odd, and the maximum and minimum of the quantities

$$\frac{f_{k+j}(a_{k+j+1}) - f_k(a_k)}{a_{k+j} - a_k} \quad \text{and} \quad \frac{f_{k+j}(a_{k+j}) - f_k(a_{k+1})}{a_{k+j} - a_{k+1}},$$

when k and $k + j$ are both even or both odd. Using (1) we can see that each of the above is bounded in absolute value by λ whenever $j > 1$.

For the same reasons any admissible line passing through $(\frac{1}{2}, \frac{\lambda}{6})$ intersects the graph only that point, since

$$\left| \frac{f_k(a_k) - \frac{\lambda}{6}}{a_k - \frac{1}{2}} \right| = \frac{\lambda}{3} < \lambda.$$

Therefore, the admissible lines intersecting the graph necessarily pass through two (or maybe just one) consecutive triangles and each such line intersects the graph of f_k in at most two points because of (iv). Furthermore, due to the difference in concavity of f_k and f_{k+1} a line cannot intersect both of their graphs at two points, since then it would need to have both negative and positive slope, which is absurd.

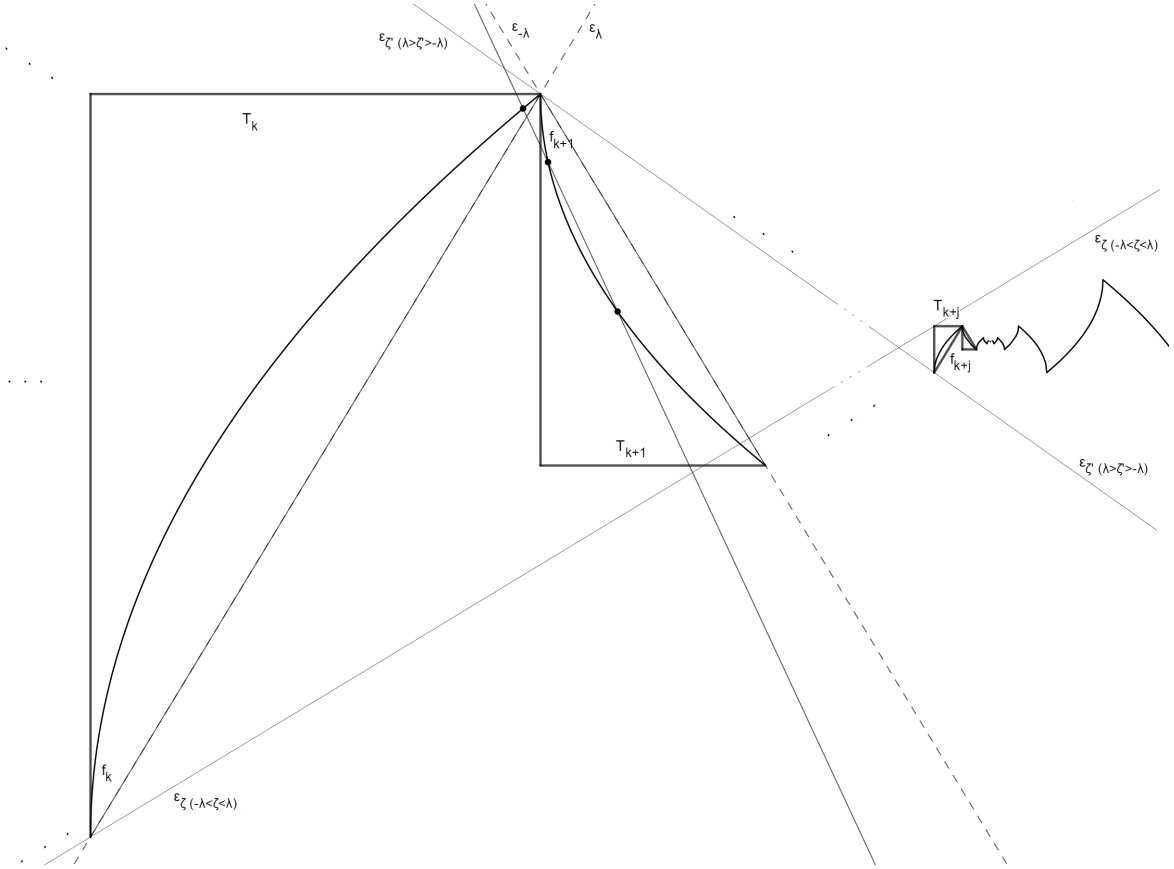


Figure 9. The case when k and $k + j$ are both odd.

An example of a sequence (f_k) of functions with the above properties is the following:

$$f_k(x) = \frac{\lambda}{6} \left(1 - \left(\frac{-1}{2} \right)^{k-1} \right) + \frac{(-1)^{k+1} \lambda}{2^{\frac{k+1}{2}}} \sqrt{x - a_k}.$$

3. HAUSDORFF MEASURE

Marstrand in [2, Theorem 6.5.III] proved that if a Borel set on the plane has the property that

- (2) if the lines in a positive measure of directions intersect this Borel set on a set of Hausdorff dimension zero, then the Hausdorff dimension of this Borel set is at most 1.

In particular, this happens if the intersections are at most countable. The Borel assumption is essential.

This being said Marstrand's theorem does not in general guarantee the Hausdorff measure of the Borel set is finite. Our next goal will be to deal with the Hausdorff measure of a continuous curve and also generalise to arbitrarily many points of intersection with our cones (still finitely many, though). It turns out that the graph has to always be σ -finite with respect to the \mathcal{H}^1 measure.

In order to proceed we need set up things more rigorously:

Notations. Let $C(\varphi, 0) = \{(x, y) \in \mathbb{R}^2 : |y| \geq \tan(\varphi) |x|\}$ denote the vertical closed cone in between the lines through the point $(0, 0)$ with slopes $\tan(\varphi)$ and $-\tan(\varphi)$ (where $0 < \varphi < \frac{\pi}{2}$). By $C_+(\varphi, 0)$ we will denote the upper half the cone $C(\varphi, 0)$, that is $C_+(\varphi, 0) = \{(x, y) \in \mathbb{R}^2 : |y| \geq \tan(\varphi) |x|, y \geq 0\}$, and by $C_-(\varphi, 0)$ its lower half. Let $C(\varphi, \rho)$ be the cone's counter-clockwise rotation by angle ρ , $C(\varphi, 0, h) = B_0(h) \cap C(\varphi, 0)$, where $B_x(r) = B(x, r)$ is the closed ball centered at x with radius r , and $C_P(\varphi, 0)$ the translation of $C(\varphi, 0)$ so that its vertex is the point P . Finally, C^* will denote the dual cone of C , that is $C^*(\varphi, 0) = \overline{C(\varphi, 0)^C}$. We will be combining the different notations in the natural way, for example $C_+(\varphi, \rho, h)$ is the upper half of the truncated and rotated cone with vertex at 0.

$\gamma : [0, 1] \rightarrow \mathbb{R}^2$ will be a continuous curve. By abuse of notation γ will also stand for the graph of this curve.

3.1. The main hypothesis.

- Fix an integer $k \geq 2$. Fix an angle $\varphi \in (0, \frac{\pi}{2})$ and a rotation $\rho \in [0, 2\pi)$. A line
- (3) contained inside the cone $C_P(\varphi, \rho)$ for some point $P \in \mathbb{R}^2$ intersects the graph of γ in at most k many points.

Any such line and will be called *admissible*. A cone consisting of only admissible lines will also be called *admissible*.

3.2. γ is σ -finite. For simplicity and without loss of generality we will assume the the curve $\gamma : [0, 1] \rightarrow \mathbb{R}^2$ is bounded inside the unit square and that $(0, 0), (1, 1) \in \gamma$. We additionally assume that the cones of our hypothesis are vertical, i.e. that $\rho = 0$.

Theorem 5. γ can be split into countably many sets γ_n with $\mathcal{H}^1(\gamma_n) < \infty$.

The following lemma plays a key role in the proof of this theorem, but we will postpone its proof until later:

Lemma 6. For every point $P \in \gamma$ there exists an admissible cone $C_P(\theta, \rho, h)$ which avoids the graph of γ except at P , that is $C_P(\theta, \rho, h) \cap \gamma = \{P\}$.

In view of Lemma 6 – by slightly tilting ρ , enlarging θ and decreasing h – we can assume the triplet (θ, ρ, h) consists of rational numbers. If $\{(\theta_n, \rho_n, h_n)\}$ is an enumeration of all rational triples that still lie within our admissible set, then we can decomposed γ into the countably many sets

$$\gamma_n = \{P \in \gamma : C_P(\theta_n, \rho_n, h_n) \cap \gamma = \{P\}\}$$

(see fig. 10). Note that γ_n are not necessarily disjoint for different values of n .

We proceed to prove each one of them has finite \mathcal{H}^1 measure. For the rest of this section n will be fixed.

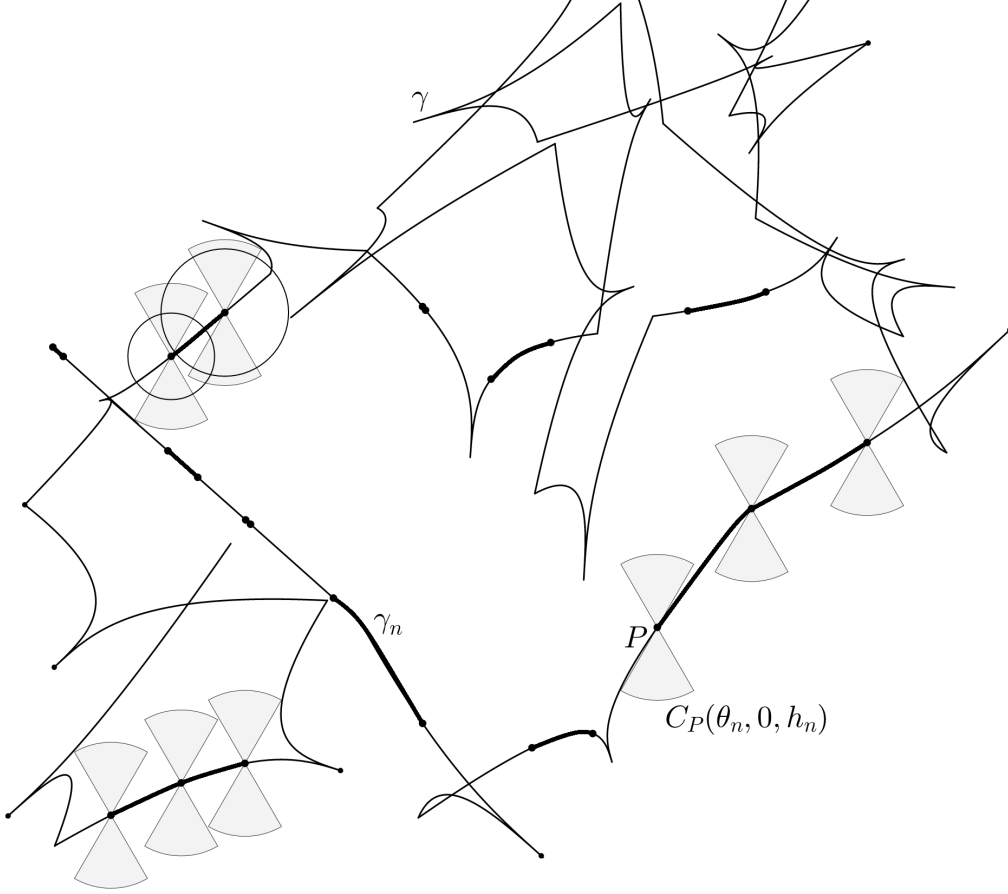


Figure 10. The curve γ and its part γ_n for $\theta_n, \rho_n = 0$ and h_n .

Lemma 7. $\mathcal{H}^1(\gamma_n) < \infty$.

Proof. Without loss of generality we can assume the cone $C_P(\theta_n, \rho_n, h_n)$ is vertical, i.e. that $\rho_n = 0$. Let us now split the unit square into N many vertical strips, S_j ($j = 1, 2, \dots, N$), of base length $\frac{1}{N}$ with N big enough so that $\frac{1}{N} < \cos(\theta_n) h_n$. Let J be the set of indices j for which

$$S_j \cap \gamma_n \neq \emptyset$$

and for any point $P \in \gamma$ denote the connected component of γ inside S_j through $P \in S_j \cap \gamma$ by $\Gamma_P^*(j)$.

Fix a $j \in J$ and consider a point $P \in S_j \cap \gamma_n$. Because $\frac{1}{N} < \cos(\theta_n) h_n$, the sides of S_j necessarily intersect both sides of the cone $C_P(\theta_n, 0, h_n)$ creating thus two triangles both contained inside the ball $B_P\left(\frac{1}{N \cos(\theta_n)}\right)$ (fig. 11). For any point $P' \in S_j \cap \gamma_n$ other than P there are two cases: either $|P - P'| \leq h_n$ or $|P - P'| > h_n$. In the first case, the sets $\Gamma_P^*(j)$ and $\Gamma_{P'}^*(j)$ are both contained inside the two triangles $C_P^*(\theta_n, 0) \cap S_j$. In the latter, they are necessarily disjoint, because $C_P(\theta_n, 0, h_n)$ is free from points of γ (other than P). These additionally imply that there can be no more than $\frac{1}{\sin(\theta_n) h_n}$ distinct such paths inside S_j . In particular,

$$P \in \Gamma_P^*(j) \subset S_j \cap \gamma \cap B_P(h_n) \subset C_P^*(\theta_n, 0, h_n) \cap S_j \subset B_P\left(\frac{1}{N \cos(\theta_n)}\right).$$

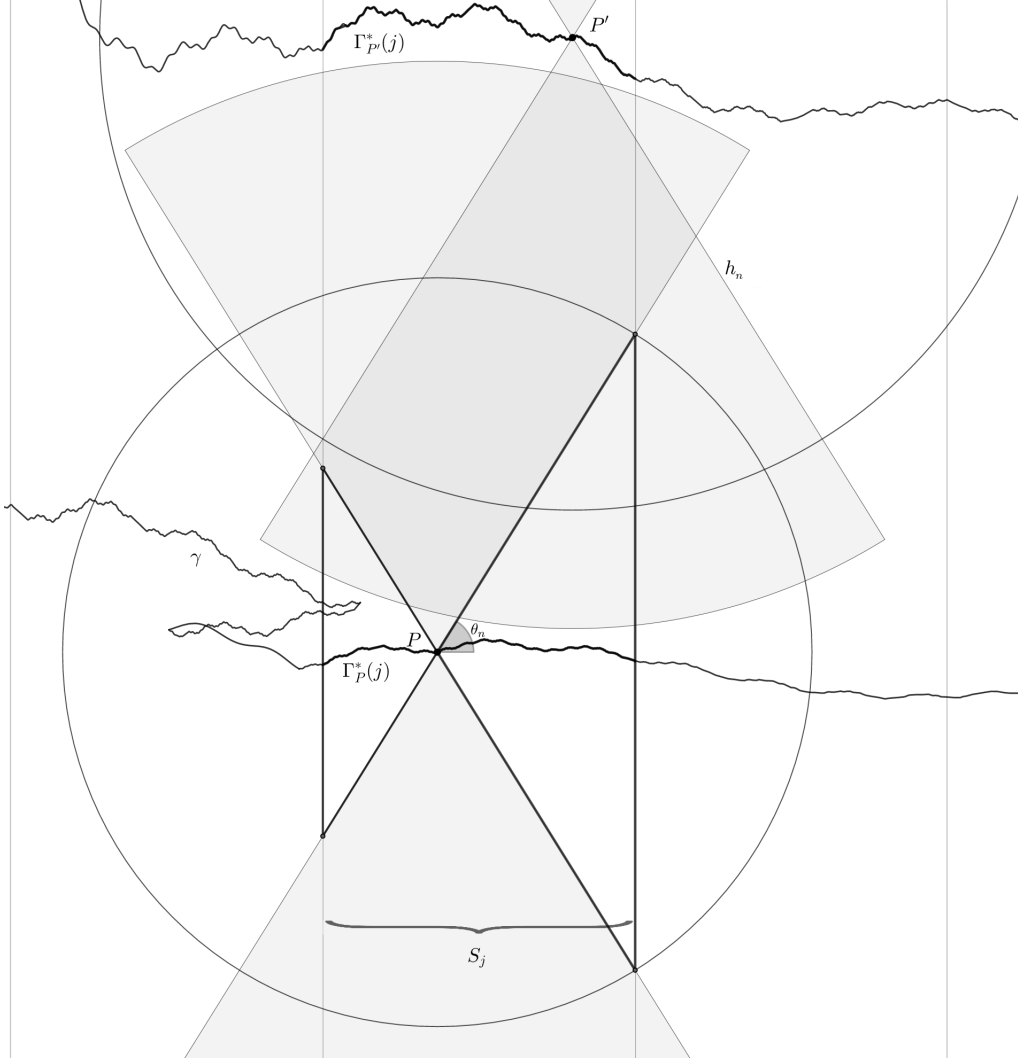


Figure 11. Each cone intersects a strip of length $\frac{1}{N} < \cos(\theta_n) h_n$.

Now, let \mathcal{P}_j be a maximal set of points in $S_j \cap \gamma_n$ such that the sets $\Gamma_P^*(j)$ for $P \in \mathcal{P}_j$ are all disjoint and observe that $S_j \cap \gamma_n$ is covered by the balls $B_P\left(\frac{1}{N \cos(\theta_n)}\right)$ with $P \in \mathcal{P}_j$. Indeed, if $P_0 \in S_j \cap \gamma_n$ is not inside the set $\bigcup_{P \in \mathcal{P}_j} B_P\left(\frac{1}{N \cos(\theta_n)}\right)$, then by construction it is also outside $\bigcup_{P \in \mathcal{P}_j} B_P(h_n)$ and therefore $\Gamma_{P_0}^*(j)$ and $\Gamma_P^*(j)$ are disjoint for all $P \in \mathcal{P}_j$ contradicting the maximality of \mathcal{P}_j . Moreover, due to the connectedness of γ , the set $\{P\}$ has to be path-connected with $(0,0)$ and $(1,1)$ and therefore each $\Gamma_P^*(j)$ has to intersect at least one side of the strip S_j . Hence, because of (3), there can be at most $2k$ of these paths, i.e. $\#(\mathcal{P}_j) \leq \min\{2k, \frac{1}{\sin(\theta_n) h_n}\} \leq 2k$ for every $j \in J$. Therefore,

$$\gamma_n \cap S_j \subset \bigcup_{P \in \mathcal{P}_j} B_P\left(\frac{1}{N \cos(\theta_n)}\right) \implies \gamma_n \subset \bigcup_{j \in J} \bigcup_{P \in \mathcal{P}_j} B_P\left(\frac{1}{N \cos(\theta_n)}\right)$$

and the total sum of the radii of these balls is at most

$$2k \frac{1}{N \cos(\theta_n)} \#(J) \leq \frac{2k}{\cos(\theta_n)}.$$

Finally, if $\tilde{\gamma}_n = \{P \in \gamma : C_P(\theta_n, 0, h_n/2) \cap \gamma = \{P\}\}$, then $\gamma_n \subset \tilde{\gamma}_n$. Repeating the above construction with $\frac{1}{N} < \cos(\theta_n) \frac{h_n}{2}$, we get a cover of $\tilde{\gamma}_n$ – and thus of γ_n – consisting of balls with a total sum of radii at most $\frac{2k}{\cos(\theta_n)}$. Eventually, we get that

$$\mathcal{H}^1(\gamma_n) \leq \frac{2k}{\cos(\theta_n)}.$$

□

Remark. In the above construction we are in fact able to cover the whole part of γ inside $\bigcup_{j \in J} S_j$ with the same balls and not just γ_n .

Eventually, the graph of γ has to be σ -finite.

3.3. Cones Free of γ .

Here we prove Lemma 6.

Fix $P \in \gamma$. Because γ is bounded there must exist an $\tilde{h} > 0$ such that $C_P(\varphi, 0) \cap \gamma = C_P(\varphi, 0, \tilde{h}) \cap \gamma$. If

$$C_P(\varphi', 0) \cap \gamma = \{P\} \quad \text{or} \quad C_P(\varphi', 0, h) \cap \gamma = \{P\}$$

for some $\varphi' \in [\varphi, \frac{\pi}{2})$ and some $h > 0$, then we are done.

Suppose this doesn't happen. Then, for all $\varphi' \in [\varphi, \frac{\pi}{2})$ and for all small enough $h > 0$

$$(4) \quad C_P(\varphi', 0, h) \cap \gamma \setminus \{P\} \neq \emptyset.$$

Lemma 8. For any $P \in \gamma$ the set $C_P(\varphi, 0) \cap \gamma$ has finitely many (closed) connected components.

Proof. Since γ is connected, every point of $C_P(\varphi, 0) \cap \gamma$ has to be path connected with the point P through some part of the graph of γ . There are two possibilities: either that path is entirely contained inside $C_P(\varphi, 0)$ or it has to pass through its sides. If a path does not intersect the sides, then it necessarily has to pass through P otherwise γ wouldn't be connected. This yields just one connected component – the one containing P – and all the rest (if any) have to intersect the sides of the cone. If these components are infinitely many, there have to exist also infinitely many points of intersection on the sides of the cone; at least one for each connected component. But this contradicts (3). □

Remark. The connected components of Lemma 8 are at most $2k$ and P need not be a point of the curve. This lemma is still valid regardless of the cone we are working with as soon as it is in our admissible family of cones.

Let $\Gamma_P(\varphi, 0)$ be the connected component of $C_P(\varphi, 0) \cap \gamma$ that contains the point P , which because of (4) cannot be just the point set $\{P\}$. Because of Lemma 8 the set $C_P(\varphi, 0) \cap \gamma \setminus \Gamma_P(\varphi, 0)$ is compact and thus there exists $h_0 > 0$ such that $C_P(\varphi, 0, h_0) \cap \gamma \subset \Gamma_P(\varphi, 0)$. Observe that $C_P(\varphi, 0) \cap \gamma \setminus \Gamma_P(\varphi, 0)$ could be empty in general in which case $h_0 = \infty$, however, we can always assume that $h_0 \leq \tilde{h}$.

Next, we bisect our cone into two new identical cones sharing one common side

$$C_P(\varphi, 0) = C_P(\varphi_1, \rho_1) \cup C_P(\varphi_1, -\rho_1),$$

where $\varphi_1 = \frac{\pi}{4} + \frac{\varphi}{2}$ and $\rho_1 = \frac{\pi}{4} - \frac{\varphi}{2}$, and repeat the above arguments for each new cone: If

$$C_P(\varphi', \rho_1) \cap \gamma = \{P\} \quad \text{or} \quad C_P(\varphi', \rho_1, h) \cap \gamma = \{P\}$$

for some $\varphi' \in [\varphi_1, \frac{\pi}{2})$ and some $h > 0$, then we are done. Similarly for $-\rho_1$ in place of ρ_1 .

Suppose none of these happen. Then, for all $\varphi' \in [\varphi_1, \frac{\pi}{2})$ and for all small enough h and h'

$$(5) \quad C_P(\varphi', \rho_1, h) \cap \gamma \setminus \{P\} \neq \emptyset \quad \text{and} \quad C_P(\varphi', -\rho_1, h') \cap \gamma \setminus \{P\} \neq \emptyset.$$

Denote by $\Gamma_P(\varphi_1, \rho_1)$ and $\Gamma_P(\varphi_1, -\rho_1)$ the connected component of $C_P(\varphi_1, \rho_1) \cap \gamma$ and $C_P(\varphi_1, -\rho_1) \cap \gamma$ containing P respectively. The sets $C_P(\varphi_1, \rho_1) \cap \gamma \setminus \Gamma_P(\varphi_1, \rho_1)$ and $C_P(\varphi_1, -\rho_1) \cap \gamma \setminus \Gamma_P(\varphi_1, -\rho_1)$ are compact (thanks to Lemma 8) and thus there exist $h_{1,0}, h_{1,1} \in (0, \tilde{h}]$ such that $C_P(\varphi_1, \rho_1, h_{1,0}) \cap \gamma \subset \Gamma_P(\varphi_1, \rho_1)$ and $C_P(\varphi_1, -\rho_1, h_{1,1}) \cap \gamma \subset \Gamma_P(\varphi_1, -\rho_1)$.

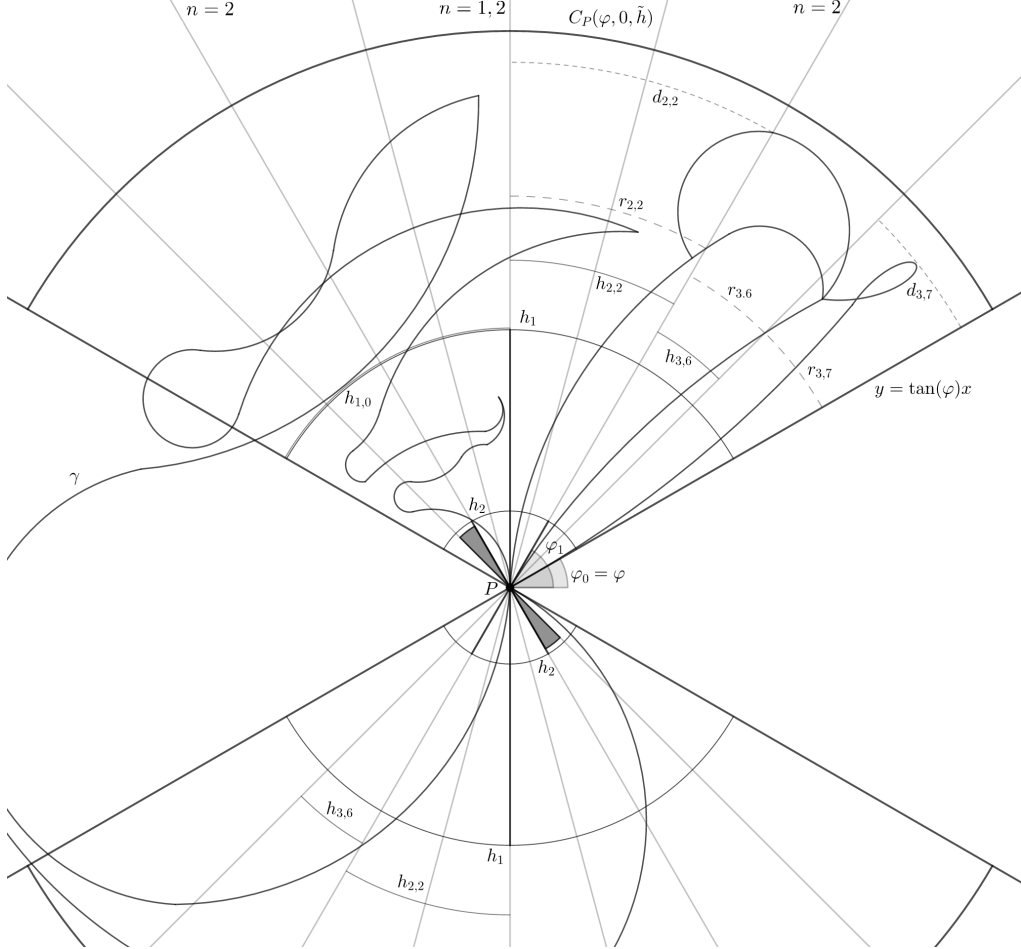


Figure 12. Finding a cone free from points of γ . The parameters r , d and h determine the radius.

We iterate this construction indefinitely (fig. 12). If at any step we get

$$(6) \quad C_P(\varphi', \rho, h) \cap \gamma = \{P\}$$

for some φ' , ρ and h , then we have found our desired cone and we stop. Otherwise, we get an infinite sequence of smaller and smaller cones satisfying the following:

$$\{P\} \subsetneq C_P(\varphi_n, \rho_{n,i}, h_{n,i}) \cap \gamma \subset \Gamma_P(\varphi_n, \rho_{n,i}) \subset C_P(\varphi_n, \rho_{n,i}) \quad \text{for all } i = 0, 1, \dots, 2^n - 1$$

for all $n \geq 0$ where

$$\begin{aligned} \varphi_0 &= \varphi & \varphi_1 &= \frac{\pi}{4} + \frac{\varphi}{2} & \varphi_n &= \frac{\pi}{4} + \frac{\varphi_{n-1}}{2} \\ \rho_{0,0} &= 0 & \rho_{1,0} &= \rho_1 = \frac{\pi}{4} - \frac{\varphi}{2} & \rho_{1,1} &= -\rho_1 & \rho_{n,i} &= (\varphi_n - \varphi) - i \frac{2(\varphi_n - \varphi)}{2^n - 1} \\ h_{0,0} &= h_0 & & & & & 0 < h_{n,i} &\leq \tilde{h}. \end{aligned}$$

Note that at the n -th iteration we have exactly 2^n truncated closed cones separated by the lines

$$l_{n,i} = P + \{(x, y) : y = \tan(\pi - \varphi_n + \rho_{n,i})x\}$$

through P . The sets $\Gamma_P(\varphi_n, \rho_{n,i})$ might intersect these lines, but this can happen in at most k many points due to (3). Let $r_{n,i}$ be the smallest distance between these points of intersection (if any) and P , that is

$$r_{n,i} = \text{dist}(P, l_{n,i} \cap \Gamma_P(\varphi_n, \rho_{n,i}) \setminus \{P\})$$

(again we can arbitrarily set some $0 < r_{n,i} \leq \tilde{h}$ if $l_{n,i} \cap \Gamma_P(\varphi_n, \rho_{n,i}) \setminus \{P\} = \emptyset$) and let

$$d_{n,i} = \min \left\{ \sup \{d(P, \Gamma_{P+}(t) \setminus P) : t \in (0, 1]\}, \sup \{d(P, \Gamma_{P-}(t) \setminus P) : t \in (0, 1]\} \right\}$$

where $\Gamma_{P+}(t)$ and $\Gamma_{P-}(t)$ are parametrisations of $\Gamma_P(\varphi_n, \rho_{n,i}) \cap C_{P+}(\varphi_n, \rho_{n,i})$ and $\Gamma_P(\varphi_n, \rho_{n,i}) \cap C_{P-}(\varphi_n, \rho_{n,i})$ respectively (which in general could be just the point set $\{P\}$) with $\Gamma_{P+}(0) = \Gamma_{P-}(0) = P$. Finally, we set

$$h_n = \min \{r_{n,i}, d_{n,i}, h_{n,i} : i = 0, 1, \dots, 2^n - 1\}.$$

Since the above set is finite, $h_n > 0$. From this construction for every $n \geq 0$ we get a collection of truncated cones $C_P(\varphi_n, \rho_{n,i}, h_n)$, for $i = 0, 1, \dots, 2^n - 1$, (see fig. 12) which have the following property:

- (7) There is a path (part of γ) lying inside the cone that connects the point P with at least one of the two arcs of length $(\pi - 2\varphi_n)h_n$ which bound the cone $C_P(\varphi_n, \rho_{n,i}, h_n)$. Moreover, these paths avoid any other intersections with that cone's boundary aside P and the (closed) arc(s).

Now, fix n big enough so that $2^n \geq 2k + 3$. Then, we can find at least $k + 2$ many of the cones $C_P(\varphi_n, \rho_{n,i}, h_n)$ which contain some path of those mentioned at (7) all lying on the same half-cone, say on $C_{P+}(\varphi, 0, h_n)$. Consider one of the sides of our initial cone $C_P(\varphi, 0)$, say $l = P + \{(x, y) : y = \tan(\varphi)x\}$, fix $0 < \varepsilon < h_n \sin(\pi - 2\varphi_n)$ and translate l vertically by ε : $l_\varepsilon = l + (0, \varepsilon)$. Then, l_ε necessarily intersects all the 2^n different sectors of the ball $B_P(h_n)$ inside $C_{P+}(\varphi, 0, h_n)$, but only the right-most one, $C_{P+}(\varphi_n, \rho_{n,2^n-1}, h_n)$, at its arc-like part of the boundary. In particular, l_ε has to intersect the sides of at least $k + 1$ sectors that contain the paths described in (7) and therefore also intersects these paths. Hence, l_ε is one of our admissible lines that has at least $k + 1$ intersections with γ , a contradiction.

Lemma 6 is proved.

Remarks. *i) In the definition of h_n there are three different parameters present, $r_{n,i}$, $d_{n,i}$ and $h_{n,i}$. Without $h_{n,i}$ (6) automatically fails. $d_{n,i}$ is to ensure $\Gamma_P(\varphi_n, \rho_{n,i})$ will always intersect the boundary of the corresponding cone and $r_{n,i}$ forces this intersection to avoid the sides.*

ii) In the above construction we bisected the initial cone into 2, 4, 8 etc. smaller cones every time. However, any possible way to cut the cones would still work as soon as it eventually yields an infinite sequence.

iii) The same proof can be applied to any cone within our admissible set of directions.

4. HIGHER DIMENSIONS

Mattila in [4, Lemma 6.4] (and in [5]) generalised Marstrand's results from [2] and showed the following:

Lemma 9 (Mattila). *Let E be an \mathcal{H}^s measurable subset of \mathbb{R}^n with $0 < \mathcal{H}^s(E) < \infty$. Then,*

$$\dim(E \cap (V + x)) \geq s + m - n$$

for almost all $(x, V) \in E \times G(n, m)$.

In particular, for a Borel set in, say, \mathbb{R}^2 we have that

if any 2-dimensional plane in a positive measure of directions intersects this Borel set on a set of Hausdorff dimension at most 1, then the Hausdorff dimension of this Borel set is at most 2.

Furthermore, if every line in the direction of some 2-dimensional cone intersects a Borel set (not just the graph of some continuous function) in at most countably many points, then any 2-dimensional plane in a positive measure of directions intersects this Borel set on a set of Hausdorff dimension at most 1 (Marstrand) and then the Hausdorff dimension of this Borel set is at most 2 (Mattila).

Of course, the same also holds in \mathbb{R}^n , that is, if Borel set has countable intersection with a certain cone of lines, then it's dimension doesn't exceed $n - 1$.

Now, we restrict our attention to what happens with just 2 points of intersection in higher dimensions and we want to generalise Proposition 1 in \mathbb{R}^n :

Suppose we have a continuous function $z = f(x, y)$, say, on a square in \mathbb{R}^2 , satisfying the property that

- (8) any line in the direction of a certain open cone with axis along a vector $\mathbf{v} \in \mathbb{R}^3$ intersects the graph in at most two points.

Then, we would want f to obey the same rule. Namely we ask the following:

Question. *Is a continuous function on $(-1, 1)^2$ having property (8) locally Lipschitz?*

REFERENCES

- [1] V. EIDERMAN, M. LARSEN, *A "rare" plane set with Hausdorff dimension 2*, Arxiv 1904.09034v2, pp. 1–7.
- [2] J. M. MARSTRAND, *Some fundamental geometrical properties of plane sets of fractional dimension*, Proc. London Math. Soc., (3) 4, 1954, pp. 257–302.
- [3] C. LIAW, S. TREIL, A. VOLBERG, *Dimension of the exceptional set in the Aronszajn–Donoghue theory for finite rank perturbations*, preprint 2019, pp. 1–7.
- [4] PERTTI MATTILA, *Hausdorff dimension, orthogonal projections and intersections with planes*, Annales Academiæ Scientiarum Fennicæ Series A. I. Mathematica, V. 1, 1975, pp. 227–244
- [5] PERTTI MATTILA, *Fourier Analysis and Hausdorff dimension*, Cambridge University Press, 2015.

DEPARTMENT OF MATHEMATICS, MICHIGAN STATE UNIVERSITY, EAST LANSING, MI. 48824
E-mail address: jimvardakis@gmail.com