

tors. The optical cavities are connected to each other by an oscillating mirror/ membrane of frequency ω_m in between them, \hat{b} being the annihilation operator of the mechanical/phonon mode. The second cavity consists of a two level atom/ qubit with frequency ω_A in it. The Hamiltonian of the system [17, 18] could be written as ($\hbar = 1$)

$$H = \omega_{c1}\hat{a}_1^\dagger\hat{a}_1 + \omega_{c2}\hat{a}_2^\dagger\hat{a}_2 + \frac{\omega_A}{2}\hat{\sigma}_z + \omega_m\hat{b}^\dagger\hat{b} - g'_1(\hat{b} + \hat{b}^\dagger)\hat{a}_1^\dagger\hat{a}_1 - g'_2(\hat{b} + \hat{b}^\dagger)\hat{a}_2^\dagger\hat{a}_2 + g'(\hat{a}_2 + \hat{a}_2^\dagger)(\hat{\sigma}_+ + \hat{\sigma}_-) \quad (1)$$

where $\hat{\sigma}_+ = |e\rangle\langle g|$, $\hat{\sigma}_- = |g\rangle\langle e|$ and $\hat{\sigma}_z = |e\rangle\langle e| - |g\rangle\langle g|$ are the operators describing the qubit. The vacuum optomechanical coupling strengths between the mode \hat{a}_1 (\hat{a}_2) and \hat{b} is described by g'_1 (g'_2), while the atom-photon coupling is denoted by g' . In the interaction picture, transforming the Hamiltonian in (1) as $H = \hat{U}H_{old}\hat{U}^\dagger - i\hat{U}\partial\hat{U}^\dagger/\partial t$ where $\hat{U} = \exp(-iH_0t)$ with $H_0 = \omega_{c1}(\hat{a}_1^\dagger\hat{a}_1 + \hat{a}_2^\dagger\hat{a}_2 + \hat{\sigma}_z/2)$ we obtain,

$$H = \Delta_c\hat{a}_2^\dagger\hat{a}_2 + \frac{\omega_A - \omega_{c1}}{2}\hat{\sigma}_z + \omega_m\hat{b}^\dagger\hat{b} - g'_1(\hat{b} + \hat{b}^\dagger)\hat{a}_1^\dagger\hat{a}_1 - g'_2(\hat{b} + \hat{b}^\dagger)\hat{a}_2^\dagger\hat{a}_2 + g'(\hat{a}_2 + \hat{a}_2^\dagger)(\hat{\sigma}_+ + \hat{\sigma}_-), \quad (2)$$

where $\Delta_c = \omega_{c2} - \omega_{c1}$. Now we apply mean field approximation to the cavity modes as $\hat{a}_i = \sqrt{n_i} + \delta\hat{a}_i$, with $i = 1, 2$. We consider pumping the second cavity with a large field such that $n_2 \gg 1$ and we can neglect its fluctuations as $\delta a_2 \rightarrow 0$. Next, we consider the situation where the displacement of the central membrane causes variation in the cavity field distribution. As a result, the atom-cavity coupling rate becomes dependent on the position of the oscillator [17, 18]. Thus we may write the coupling rate as $g'(\hat{x}) = g'(0) + (\partial g'/\partial x)|_{x=0}\hat{x}$, where $\hat{x} = x_{ZPF}(b + b^\dagger)$. In case of mechanical equilibrium $g'(0) = 0$. Therefore, under RWA, the Hamiltonian in (2) could be rewritten as:

$$H = \Delta_c n_2 + \frac{\omega_A - \omega_{c1}}{2}\hat{\sigma}_z + \omega_m\hat{b}^\dagger\hat{b} + g_1(\delta\hat{a}_1^\dagger\hat{b} + \delta\hat{a}_1\hat{b}^\dagger) - g'_2(\hat{b} + \hat{b}^\dagger)n_2 + g(\hat{b}\hat{\sigma}_+ + \hat{b}^\dagger\hat{\sigma}_-) \quad (3)$$

where $g_1 = g'_1\sqrt{n_1}$ and $g = 2\sqrt{n_2}(\partial g'/\partial x)|_{x=0}x_{ZPF}$. The term $-g'_2(\hat{b} + \hat{b}^\dagger)n_2$ denotes average radiation pressure field and can be neglected by shifting the displacement's origin and modifying the detuning Δ_c by adding a constant term to it [7]. The term $\Delta_c n_2$ along with the term added to it are constants and can be safely neglected without affecting the dynamics of the system. Further, the cavity-qubit and the optomechanical coupling parameters can be related as follows. We have $g_1 = \sqrt{n_1}(\partial\omega_{c1}/\partial x)x_{ZPF}$ for the first cavity, while $g_2 = \sqrt{n_2}(\partial\omega_{c2}/\partial x)x_{ZPF}$ for the second cavity. Again, we know $g' = \alpha\sqrt{\omega_{c2}}$, α being some constant [13]. Therefore, $g = (\alpha/\sqrt{\omega_{c2}})\sqrt{n_2}(\partial\omega_{c2}/\partial x)x_{ZPF} = \gamma g_2$, γ being some other constant, which signifies the strength of the coupling. Thus eliminating the \hat{a}_2 mode completely from the equation, and writing: $\delta\hat{a}_1 \equiv \hat{a}$ and $\omega_{c1} \equiv \omega_c$, the Hamiltonian in (3) could finally be put in the following

form:

$$H = \frac{\omega_A - \omega_c}{2}\hat{\sigma}_z + \omega_m\hat{b}^\dagger\hat{b} + g_1(\hat{a}^\dagger\hat{b} + \hat{a}\hat{b}^\dagger) + \gamma g_2(\hat{b}\hat{\sigma}_+ + \hat{b}^\dagger\hat{\sigma}_-) \quad (4)$$

In this work, we consider the following Vitanov-type time-dependent coupling [19] parameters:

$$g_1(t) = \sin(\theta(t))$$

$$g_2(t) = \cos(\theta(t))$$

$$\theta(t) = \frac{\pi}{2} \frac{1}{1 + e^{-v(t-3/v)}}$$

Here, v denotes the duration of the coupling strength. It is worthwhile to note that the Vitanov-type of coupling is used to optimize the adiabatic passage like, STIRAP, to maximise fidelity and minimise non-adiabatic transitions [15].

Population transfer via adiabatic passage. – In order to investigate state transfer under adiabatic conditions, we solve Eq.4 numerically with $\omega_m = \omega_A - \omega_c = 1GHz$ and $\gamma = 20$ for different values of v .

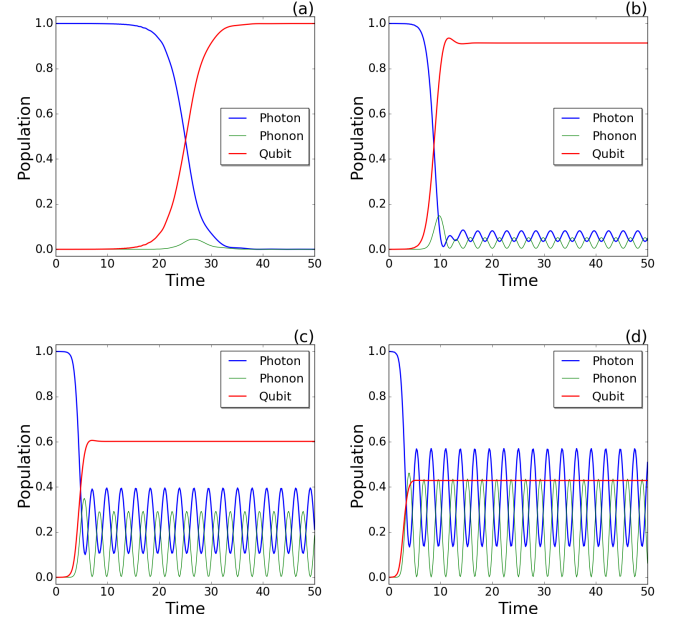


Fig. 2: Simulation of quantum state transfer for the following values of v , (a) 0.25, (b) 0.75, (c) 1.5, (d) 2

The results are depicted in Fig.2. It could be observed that, when the coupling strength is varied slowly/adiabatically as in case of $v = 0.25$, we can achieve an almost perfect population transfer. However when it evolved rapidly/non-adiabatically, the system transits into intermediate states and fails to achieve a perfect population transfer. In order to solve this problem, in the next section, we apply the transitionless quantum driving (TQD) algorithm [20] to the system.

Population transfer via TQD algorithm. – To begin with, we take the interacting part of the Hamiltonian (4) as follows:

$$H_I = g_1(\hat{a}^\dagger \hat{b} + \hat{a} \hat{b}^\dagger) + \gamma g_2(\hat{b} \hat{\sigma}_+ + \hat{b}^\dagger \hat{\sigma}_-) \quad (5)$$

We consider the following basis vectors, with $(|\phi\rangle = |\hat{a}\rangle |\hat{b}\rangle |\hat{\sigma}\rangle)$:

$$\begin{aligned} |\phi_1\rangle &= |1\rangle |0\rangle |g\rangle \\ |\phi_2\rangle &= |0\rangle |1\rangle |g\rangle \\ |\phi_3\rangle &= |0\rangle |0\rangle |e\rangle \end{aligned}$$

The Hamiltonian is then expanded in the above basis, and in the matrix form, the Hamiltonian (5) takes the following form:

$$H(t) = \begin{bmatrix} 0 & g_1(t) & 0 \\ g_1(t) & 0 & \gamma g_2(t) \\ 0 & \gamma g_2(t) & 0 \end{bmatrix} \quad (6)$$

It has the following eigenfunctions,

$$\begin{aligned} |\psi_1\rangle &= -\frac{\gamma g_2}{g_0} |\phi_1\rangle + \frac{g_1}{g_0} |\phi_3\rangle \\ |\psi_2\rangle &= \frac{1}{\sqrt{2}} \left[\frac{g_1}{g_0} |\phi_1\rangle - |\phi_2\rangle + \frac{\gamma g_2}{g_0} |\phi_3\rangle \right] \\ |\psi_3\rangle &= \frac{1}{\sqrt{2}} \left[\frac{g_1}{g_0} |\phi_1\rangle + |\phi_2\rangle + \frac{\gamma g_2}{g_0} |\phi_3\rangle \right] \end{aligned}$$

with eigenvalues $0, -g_0$ and g_0 respectively, where $g_0 = \sqrt{g_1^2 + \gamma^2 g_2^2}$

On applying the TQD algorithm [20], we derive the following new Hamiltonian,

$$H_{TQD} = i \sum_{n=1}^3 |\psi_n\rangle \langle \psi_n| = iG(|\phi_1\rangle \langle \phi_3| - |\phi_3\rangle \langle \phi_1|) \quad (7)$$

$$\text{with } G = \gamma(g_1 g_2 - g_1 \dot{g}_2)/g_0^2$$

Fig.3 depicts the simulation of the quantum state transfer with this new Hamiltonian, i.e. the TQD algorithm for various values of the v -parameter. It can be seen that one can now seamlessly transfer population from $|\phi_1\rangle$ to $|\phi_3\rangle$ state without exciting $|\phi_2\rangle$ state in the process, making it transitionless. We find that, as the duration of the coupling strength v increases, it is possible to obtain very fast population transfer. In fact, the parameter v could be used to control the fastness of the population transfer.

Fidelity of state transfer. – The process discussed till now was lossless. When we consider a non conservative interaction, one need to take into account the finite decay rates of the cavity, mechanical mode and the qubit. This could be done by considering the so-called quantum master equation. To study the dynamics, we solve the master equation [21] of the following form,

$$\begin{aligned} \frac{\partial \rho}{\partial t} &= -i[H_{TQD}, \rho] + \kappa L[\hat{a}]\rho + \Gamma L[\hat{\sigma}_-]\rho \\ &+ \gamma_m(n_{th} + 1)L[\hat{b}]\rho + n_{th}\gamma_m L[\hat{b}^\dagger]\rho, \quad (8) \end{aligned}$$

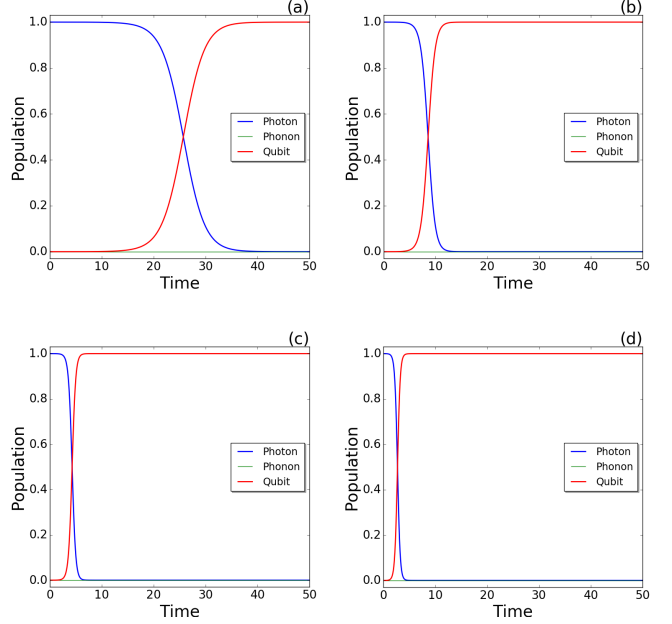


Fig. 3: Simulation of quantum state transfer with TQD algorithm for the following values of v , (a) 0.25, (b) 0.75, (c) 1.5, (d) 2

where $L[A]\rho = [2A\rho A^\dagger - A^\dagger A\rho - \rho A^\dagger A]/2$. κ and γ_m are the decay rates of the cavity and the mechanical oscillator respectively, Γ is the decay rate of qubit and n_{th} the average number of phonons in the external bath. Further, the fidelity of state transfer is calculated as $F = \langle 01| tr_m(\rho) |01\rangle$ where $tr_m(\rho)$ is the reduced density matrix, after tracing out the mechanical mode. $|01\rangle$ state denotes the fact that there are 0 photons in cavity 1, while the qubit is in the excited state [19]. The results are illustrated in Fig. 4. Also the variation of the fidelity with the cavity and atom decay rates is shown in Fig. 5. It is quite clear that the proposed quantum state transfer protocol is fairly robust even in the presence of cavity and atom decay. Hence, it is possible to seamlessly transfer a quantum state from photon to a qubit mediated by phonons with the proposed method. These form of interaction is further assisted by the high phonon-qubit coupling strength than the usual photon-qubit one. Experimentally, it can be achieved by using independently controllable coupling parameters. The optomechanical coupling strength is modulated by varying the length of the cavity. For instance, this can be achieved, as suggested in [22] by varying the dimpled fiber taper attached to the central mirror by some nano positioner. The lengths of the two cavities could be independently modulated to result in different $g_1(t)$ and $g_2(t)$. Moreover, to keep the photon number high in the second cavity, it can be irradiated with a strong laser. In order to execute the TQD process, the coupling parameters are varied according to $G(t)$ to simulate H_{TQD} [23].

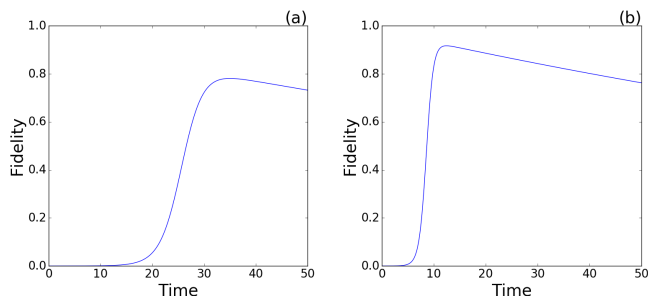


Fig. 4: Fidelity vs time (a) $v = 0.25$ (b) $v = 0.75$. $\kappa = 0.005GHz$, $\Gamma = 0.005GHz$, $\gamma_m = 0.05MHz$ and $n_{th} = 50$

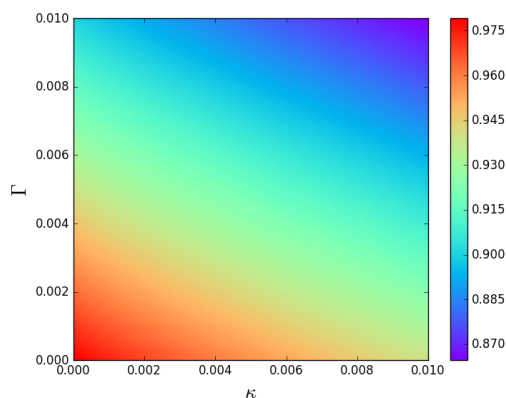


Fig. 5: Dependence of fidelity on cavity κ and qubit Γ decay rates for $v = 0.75$

Conclusions. – We have proposed a method to transfer quantum state from photon to a qubit mediated by phonons with high fidelity. The displacement of the mechanical oscillator, due to radiation pressure, induces spatial variation in the cavity field, which in turn couples the qubit with phonon mode. This allows state transfer between the cavity mode and the qubit without an actual interaction between them. The scheme, based on the transitionless quantum driving algorithm, is capable of efficient and robust state transfer even in the presence of finite cavity and atom decay rates.

REFERENCES

- [1] LI X., MA Y., HAN J., CHEN TAO, XU Y., CAI W., WANG H., SONG Y.P., XUE Z. Y., YIN Z. Q. and SUN L., *Phys. Rev. Applied*, **10** (2018) 054009.
- [2] MATSUKEVICH D. N. and KUZMICH A., *Science*, **306** (2004) 5696.
- [3] LI D.X. and SHAO X.Q., *Phys.Rev. A*, **99** (2019) 032348.
- [4] M. A. SILLANP, J. I. PARK, and R. W. SIMMONDS, *Nature*, **449** (2007) 438.
- [5] M. CHRISTANDL, N. DATTA, A. EKERT, and A. J. LAN-DAHL, *Phys.Rev. Lett.*, **92** (2004) 187902.

- [6] B. VERMERSCH, P.-O. GUIMOND, H. PICHLER, AND P. ZOLLER, *Phys.Rev. Lett.*, **118** (2017) 133601.
- [7] M. ASPELMEYER, T. J. KIPPENBERG, and F. MARQUARDT, *Rev. Mod. Phys.*, **86** (2014) 1391.
- [8] GOGYAN A. and MALAKYAN Y., *Phys.Rev. A*, **98** (2018) 052304.
- [9] SARMA B. and SARMA A. K., *J.Opt.Soc. Am. B*, **33** (2016) 1335.
- [10] DE MORAES NETO G.D., ANDRADE F.M., MONTENEGRO V. and BOSE S., *Phys.Rev. A*, **93** (2016) 062339.
- [11] TIAN L. and WANG H.L., *Phys.Rev. A*, **82** (2010) 053806.
- [12] TIAN L., *Phys.Rev. Lett.*, **108** (2012) 153604.
- [13] FOX M., *Quantum Optics, An Introduction* (Oxford University Press) 2006.
- [14] VITANOV N.V., RANGELOV A. A., SHORE B.W. and BERGMANN K., *Rev. Mod. Phys.*, **89** (2017) 015006.
- [15] VASILEV G.S., KUHN A. and VITANOV N.V., *Phys. Rev. A*, **80** (2009) 013417.
- [16] ZHOU J., LI S., CHEN T. and XUE Z., *Annalen der Physik*, **531** (2019) 41800402.
- [17] COTRUFO M., FIORE T. and VERHAGEN E., *Phys.Rev. Lett.*, **118** (2017) 133603.
- [18] WANG M., LU X.Y., MIRANOWICZ A., YIN T.S., WU Y. and NORI F., *arXiv*, **1806** (2018) 03754.
- [19] ZHANG H., SONG X.K., AI Q., WANG H., YANG G.J. and DENG F.G., *Optics Express*, **27** (2019) 7384.
- [20] BERRY M. V., *J. Phys. A: Math. Theor.*, **42** (2009) 365303.
- [21] JOHANSSON J. R., NATION P. D. and NORI F., *Comp. Phys. Comm.*, **184** (2013) 1234.
- [22] HUANG Y., FLORES J. G. F., CAI Z., WU J., YU M., KWONG D. L., WEN G., CHURCHILL L. and WONG C. W., *Optics Express*, **25** (2017) 6851
- [23] HU C. K., CUI J. M., SANTOS A. C., HUANG Y. F., SARANDY M. S., LI C. F. and GUO G. C., *Optics Letters*, **43** (2018) 3136