

Strong-coupling diagrammatics for lattice fermions and spins based on irreducible vertices

Johan Carlström

Department of Physics, Stockholm University, 106 91 Stockholm, Sweden

(Dated: September 4, 2019)

We describe a controllable and unbiased strong coupling technique that is applicable to a wide range of fermionic systems and spin models. Unlike previous works that generally rely on the Grassmannian Hubbard-Stratonovich transformation, our construction is based on Wicks theorem and a recursive procedure to group contractions into effective irreducible vertices that are non-perturbative in all local physics and can be calculated exactly. The resulting expansion is described by simple diagrammatic rules that make it suitable for systematic treatment, and is independent of model parameters or doping. Comparison to approaches based on fermionization techniques indicates a dramatic advantage in terms of computational complexity, which will result in access to completely new parameter regimes and phenomena.

Introduction— Strongly correlated electrons and frustrated spin models are among the most challenging problems in condensed matter theory due to a combination of the sign problem, lack of a natural small parameter and the computational complexity of series expansions. Generally, there has been two principal responses to this: The first is to employ approximative computational techniques, most notably DMFT or closely related cluster variations [1–6], though this strategy suffers from problems that appear to be rooted in a combination of spatial orders and competing states that are narrowly spaced in free energy, making cluster techniques or uncontrolled approximations potentially very misleading [7–10]. The second path, which is the focus of this work, revolves around formulating alternative series expansions that are unbiased and devoid of a large parameter.

The perhaps most well known formalism aimed at the correlated regime is strong coupling expansion, where the non-local processes are treated as a perturbation while the unperturbed system corresponds to the atomic limit [11, 12]. Thus far however, most of these works include only modest expansion orders, and they are primarily conducted at half-filling, or for actual spin systems [13], while the case of non-zero doping is technically far more challenging [14].

More recently, the Extremely Correlated Fermi Liquid theory was developed specifically for Gutzwiller projected models [15]. This framework allows a form of diagram technique to be employed on restricted Hilbert spaces [16] and currently published benchmarks, while limited to low expansion orders, appear encouraging [17].

Finally, the introduction of universal fermionization [18] has opened a new analytical path where restrictions on the Hilbert space are encoded directly into theories whose actions are still bilinear, thus allowing Gutzwiller projected systems to be treated within the framework of Wicks theorem. Via second fermionization, doubly occupied sites can then be reintroduced in the form of hard core bosons which are subsequently fermionized, thus allowing generic correlated systems to be addressed within this framework [18]. At its inception, this technique suffered from poor convergence properties except at large doping, but this problem has since been overcome through spin-charge transformation, which essentially results in a representation involving fermionic carriers that propagate

on a spin background [19]. Diagrammatically, this model can be treated as a spin system using Popov-Fedotov fermionization [20], where the spins are mapped onto fermions with an imaginary chemical potential.

A second and disparate development that is central to this discussion is diagrammatic Monte Carlo [21], which has dramatically augmented the power of the diagram technique by combining it with stochastic sampling: Given a well posed expansion, this method will generally provide unbiased and extremely accurate results for which the only systematic source of error is truncation of the series. Notably, this technique has been applied to a number of frustrated spin systems using the aforementioned Popov-Fedotov technique [22, 23], as well as to the spin-charge transformed Hubbard model at infinite onsite repulsion [24]. The principal findings of these works is that diagrammatic techniques can be employed successfully to frustrated spins and correlated systems given the right fermionization procedures, yet at the current stage, the results are limited to comparatively high temperatures, about an order of magnitude smaller than the bandwidth in the case of the Hubbard model. A key obstacle to further progress is the computational complexity associated with the factorial growth of diagram topologies with expansion order, and this is particularly severe for models derived from fermionization or spin-charge transformation as they generally involve at least quartic many-body terms. To some extent these problems are mitigated by new sampling protocols based on determinants, that exhibit only exponential scaling of the computational complexity [25, 26], though this approach is still sensitive to the total number of fermionic operators, making it less ideal for the highly complex models that generally result from fermionization techniques.

In this work, we will discuss how these problems can be solved through the formulation of a new diagrammatic technique which is computationally economic, possesses simple diagrammatic rules and allows completely non-perturbative treatment of all local physics.

Model and diagrammatic expansion— As a starting point for the derivation of the new diagrammatic description, let us assume a Hamiltonian of a form which encapsulates the processes generally found in models of two-component lattice

fermions and fermionized spin systems:

$$H_0 = \hat{\mu}, \quad H_1 = \hat{U} + \hat{J} + \hat{t}. \quad (1)$$

Here, $\hat{\mu}$ is assumed to be local and bilinear, i.e. a chemical potential. The term \hat{U} is a contact interaction which is local and non-bilinear. The operator \hat{J} describes a nonlocal interaction which is mediated by a Boson, such as for example superexchange or the nonlocal part of a Coulomb interaction term. Finally, \hat{t} is nonlocal and fermionic, generally corresponding to hopping.

In principle, we can treat the model (1) through expansion in H_1 ,

$$\langle \hat{O} \rangle = Z^{-1} \sum_n \frac{(-1)^n}{n!} \int_0^\beta d\tau_i \text{Tr} \{ e^{-\beta H_0} T[H_1(\tau_1) \dots H_1(\tau_n) \hat{O}] \}, \quad (2)$$

and due to bi-linearity of H_0 , the contractions can be evaluated using standard Matsubara formalism based on Wicks theorem [27]. Furthermore, we note that the unperturbed theory is also local, so that all contractions of operators that are separated in space vanish a priori, i.e.

$$G_{\alpha\beta}^0(i-j, \tau) = G_{\alpha\beta}^0(\tau) \delta_{i,j}. \quad (3)$$

At this stage, our aim is to exploit the combination of bi-linearity and locality of the unperturbed theory. Thus, we first recall that Wicks theorem allows us to obtain an answer from the series of connected diagrams by cancellation of disconnected contributions and the partition function [27]. Secondly, we notice in accordance with (3), that all calculations are carried out in the atomic limit, where the full expectation value of an operator is generally trivial to obtain, and does not even require the evaluation of diagrams. In particular, this allows the evaluation of certain classes of terms up to infinite order, thus paving the way for non-perturbative treatment of contact interactions for example.

When using these properties in conjunction, we do however face a fundamental problem in that the full contraction of a set of operators contains a mix of connected and disconnected topologies, which runs very much contrary to the concept of diagrammatic expansions. This complication is further bolstered by the fact that connectivity of a set of contractions is a nonlocal property. The principal solution to this problem is to divide the set of contractions on a lattice site i into groups according to their connectivity, which effectively gives rise to a set of irreducible vertices that form the basis for an alternative diagrammatic technique.

Irreducible strong coupling vertices— Let us start by dividing the second part of the Hamiltonian (1) into local and inter-site terms according to

$$H_1 = \hat{U} + H_I, \quad \hat{U} = \sum_i \hat{U}_i, \quad (4)$$

where i refers to lattice sites. Then, we proceed to introduce the following shorthand notation for the normalized time-ordered integration which appears in expansions of the form

(2):

$$\Gamma_n = \frac{(-1)^n}{n!} \int_0^\beta d\tau_1 \dots d\tau_n T_\tau \quad (5)$$

with the generalization

$$\Gamma_n \Gamma_m = \frac{(-1)^{n+m}}{n!m!} \int_0^\beta d\tau_1 \dots d\tau_{n+m} T_\tau. \quad (6)$$

We can now write the expansion in H_1 as

$$\sum_n \Gamma_n H_1^n = \sum_{n,m} \Gamma_n \Gamma_m \hat{U}^n H_I^m \quad (7)$$

$$= \sum_{m,n_1,n_2,\dots} \Gamma_m \Gamma_{n_1} \dots \hat{U}_1^{n_1} \hat{U}_2^{n_2} \dots H_I^m \quad (8)$$

where the subscript of U refers to lattice site and the string of operators H_I^n are assumed to depend on $\tau_1 \dots \tau_n$ etc.

Let us now turn to the set of contractions on the site i . In accordance with (8), we divide the terms on this site into operators originating from local processes, i.e. contact interactions of the form \hat{U} , and nonlocal terms which thus have an external line that can be connected to diagrammatic elements on a different lattice site, see Fig. 1.

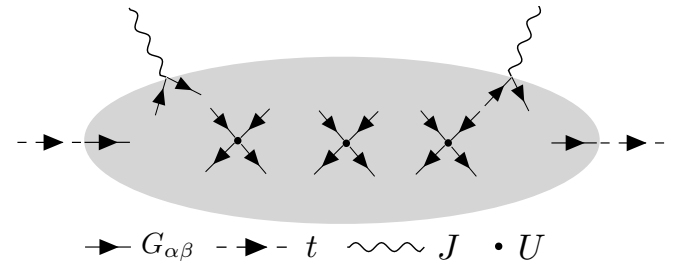


Figure 1. Schematic view of the vertices on the site i . The nonlocal terms possess external lines proportional to t or J , that can connect them to diagrammatic elements on other lattice sites, in contrast to local terms proportional to U .

In the next stage, we assume a time-ordered set $\bar{O} = O_1 \dots O_N$ of operators on the site i that possess an external line. Due to the structure of (8), we may conduct the summation over orders of \hat{U} on the site i independently of other summations to obtain the contribution from all contractions on i up to infinite order in \hat{U} :

$$T(\bar{O}) = \pm \sum_n \langle \Gamma^n U_i^n \bar{O} \rangle_{\hat{\mu}}. \quad (9)$$

The sign in this expression originates in fermionic anticommutation relations, and will be addressed in the next section. Let us also remark that (9) contains all contractions, irrespectively of diagram connectivity. To construct a proper diagram technique, it is therefore necessary to sort the elements according to connectivity. The first step in this process is to break out all elements that are not connected to any external line:

$$\sum_n \langle \Gamma^n U_i^n \bar{O} \rangle_{\hat{\mu}} = \sum_{n,m} \langle \Gamma^n U_i^n \bar{O} \rangle_{\hat{\mu},e} \langle \Gamma^m U^m \rangle_{\hat{\mu}}. \quad (10)$$

Here, the subscript $\langle \rangle_e$ denotes the subset of contractions such that all diagrammatic elements are connected to at least one external line. We then recognize that (10) can be written

$$\sum_n \langle \Gamma^n U_i^n \bar{O} \rangle_{\hat{\mu}, e} \text{Tre}^{-\beta(\hat{\mu} + \hat{U})} \quad (11)$$

so that

$$\sum_n \langle \Gamma^n U_i^n \bar{O} \rangle_{\hat{\mu}, e} = \langle \bar{O} \rangle_{\hat{\mu} + \hat{U}}. \quad (12)$$

Here it should be stressed that for the summation (12) to converge, it is generally necessary to restructure the interaction via second fermionization. Once this is done, the series is however convergent for any finite values of the model parameters. For a discussion, see Appendix A.

Subsequently, we proceed to divide (12) according to connectivity of the elements of \bar{O} . Let us initially consider the simplest example, when \bar{O} has only two elements:

$$\begin{aligned} \sum_n \langle \Gamma^n U_i^n \hat{O}_1 \hat{O}_2 \rangle_{\hat{\mu}, e} &= \sum_n \langle \Gamma^n U_i^n \hat{O}_1 \hat{O}_2 \rangle_{\hat{\mu}, c} \\ &+ \sum_{n, m} \langle \Gamma^n U_i^n \hat{O}_1 \rangle_{\hat{\mu}, c} \langle \Gamma^m U_i^m \hat{O}_2 \rangle_{\hat{\mu}, c}. \end{aligned} \quad (13)$$

Here, the subscript $\langle \rangle_c$ implies that all diagrammatic elements are connected. Thus, we have sorted the contractions into two parts: Those where O_1, O_2 are connected, which defines the *irreducible vertex*, and those where they are disconnected. In principle, we can generalize this procedure to the case of an arbitrary number of elements of \bar{O} by constructing a recursion that is reminiscent of Determinant diagrammatic techniques [25, 26]: For a given set of operators \bar{O} , we take as our starting point the expression (12), and then proceed to remove all terms that contain contractions where not all elements of \bar{O} are connected. Specifically, the list of disconnected elements is given by

$$\sum_{A \subsetneq \bar{O}, \hat{O}_1 \in A} \xi_{\bar{O}, A} \sum_{n, m} \langle \Gamma^n U^n A \rangle_{\hat{\mu}, c} \langle \Gamma^m U^m \bar{O} \setminus A \rangle_{\hat{\mu}, e}. \quad (14)$$

Before proceeding, let us make a few remarks about the expression (14): Firstly, the summation of A is over the set of proper subsets of \bar{O} that include O_1 . Thus, we are here simply listing topologies based on whether or not certain elements are connected to O_1 . Secondly, $\xi_{\bar{O}, A}$ is a fermionic sign given by

$$\xi_{\bar{O}, A} = (-1)^c \quad (15)$$

where c is the number of fermionic commutations associated with the reordering

$$T_\tau \bar{O} \rightarrow T_\tau A \times T_\tau (\bar{O} \setminus A). \quad (16)$$

Using (14) we can then construct a recursive relation for the irreducible vertex on the form

$$\begin{aligned} V[\bar{O}] &= \sum_n \langle \Gamma^n U_i^n \bar{O} \rangle_{\hat{\mu}, c} = \sum_n \langle \Gamma^n U_i^n \bar{O} \rangle_{\hat{\mu}, e} \\ &- \sum_{A \subsetneq \bar{O}, \hat{O}_1 \in A} \xi_{\bar{O}, A} \sum_{n, m} \langle \Gamma^n U^n A \rangle_{\hat{\mu}, c} \langle \Gamma^m U^m \bar{O} \setminus A \rangle_{\hat{\mu}, e}. \end{aligned} \quad (17)$$

From the expression (14) it is clear that the disconnected topologies can be decomposed into sets of irreducible vertices, and the fact that these are constructed based on the connectivity of their underlying diagrammatic elements implies that they have no overlapping terms. These two properties, the ability to capture all terms in (12) and the absence of double counting, means that the irreducible vertices can be used as a starting point for a diagrammatic expansion.

Diagrammatic rules— To obtain connected topologies, the irreducible vertices defined by the recursion (17) have to be connected via external lines that originate in the nonlocal operators, i.e. \hat{t} , \hat{J} , see also Fig. 1. Yet a complication that remains is to determine the sign of a contribution, and this generally requires the construction of diagrammatic rules that govern the expansion. Since this derivation is essentially based on Wicks theorem, we first have to make contact with Feynman type diagrammatics in order to derive the corresponding principles for the strong coupling expansion.

In standard literature, the expansion is typically conducted in conventional two-body interactions, and the overall sign of a diagram is generally expressed in terms of the number of fermionic loops [27]. Proceeding to more general models that for example include projected hopping, the resulting Feynman rules must generally be obtained from Wicks theorem. A convenient way of doing this is to introduce a *reference contraction*: Specifically, we understand that we can write a fermionic theory on a form where creation and annihilation operators form natural pairs, whose contraction corresponds to an infinitesimally backwards propagating fermion. Thus, for an expression of the form

$$U n_{i\uparrow} n_{i\downarrow} J n_{i\sigma} n_{i\sigma'} t n_{j\uparrow} c_{j\downarrow}^\dagger c_{k\downarrow} n_{k\uparrow} \dots n_{i\sigma} = c_{i\sigma}^\dagger c_{i\sigma}, \quad (18)$$

every operator is contracted with its natural partner to form a diagrammatic element as shown in Fig. (2, a), for which the fermionic sign is positive. Swapping the operators being contracted (Fig 2, b) gives rise to a fermionic sign, and so all diagram topologies can be characterized by whether they are related to the reference by an even or an odd number of such swaps.

Adapting this idea to the strong coupling expansion, the first natural stage is to define a reference contraction for the irreducible vertex. While there are several equivalent ways of doing this, the simplest choice is arguably to consider a vertex where all external lines are temporally non-overlapping, non-intersecting, and in the case of fermionic lines, also forward propagating in time, see Fig. (3, a). To confirm that this diagram indeed carries a positive fermionic sign, we simply note that from the underlying operators, we can form the Feynman reference contractions of the type (2, a) without commuting any of them. Thus, if we for example assume that the external lines in Fig. (3, a) are fermionic, then we obtain an operator product of the form

$$\sim c_\alpha^\dagger c_\alpha c_\beta^\dagger c_\beta c_\gamma^\dagger c_\gamma. \quad (19)$$

Summing up all contractions of (19) in accordance with the underlying Feynman series (including disconnected topolo-

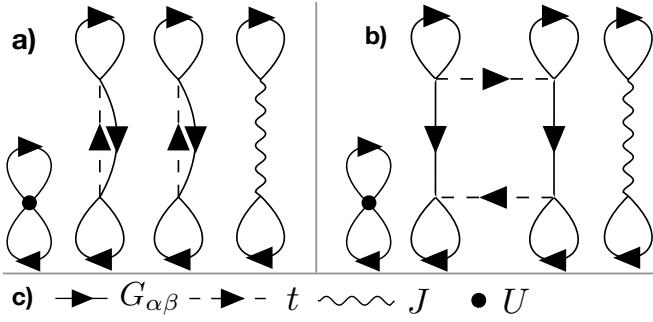


Figure 2. Given a set of operators, we can define a *reference contraction* (a) where, all operators are contracted with its natural partner. While generally not a connected topology, the fermionic sign of the reference is positive. Swapping a set of operators being contracted gives rise to a fermionic sign, and so the diagram (b) possesses a negative prefactor. This could in principle also be achieved by changing the connectivity of the t -lines, which is thus an equivalent operation.

gies), this is equivalent to the expectation value of the operators, corresponding to a positive sign in (9).

As illustrated in Fig. 3, we require two basic updates to generate arbitrary diagrams from a set of reference contractions, namely *swapping* the connectivity of two external lines, and *commuting* operators within a vertex. For fermionic lines or operators, particle statistics suggest that these operations are odd, and this is indeed what transpires from the underlying Feynman type diagrammatics: Firstly, swapping the connectivity of two fermionic lines is equivalent to changing the connectivity of an odd number of fermionic propagators, which according to Wicks theorem is an odd operation. As an example, we may consider the operation ($a \rightarrow b$) in Fig. 2, which could alternatively be realized by a swap of the fermionic operators *or* the t -lines. Secondly, the process ($c \rightarrow d$) in Fig. 3 can be achieved with either a swap or a commute, implying that these operations have the same parity. By the same logic, operations on bosonic external lines do not give rise to a sign.

Analytic structure of the irreducible vertices— Whilst the recursion (17) provides a principal definition of the diagrammatic elements of the expansion, computing, and also storing these objects in memory is only possible given an efficient representation. In particular, for a vertex with N external lines, the naive description yields $N - 1$ imaginary-time differences and equally many dimensions of the mathematical object to be constructed and stored, so that the task quickly becomes intractable.

The solution to this problem can be found by noting that in the recursion (17), the vertex is expressed in expectation values of the form (12), which are taken with respect to the entire local part of the Hamiltonian, i.e. $H_L = \hat{\mu} + \hat{U}$. If we express the nonlocal part H_I in an operator basis which possesses a trivial time-evolution with respect to H_L , then the time-dependence of the entire vertex becomes equally simple. The specific representation which allows this to be achieved, and which notably also forms the starting point for derivation

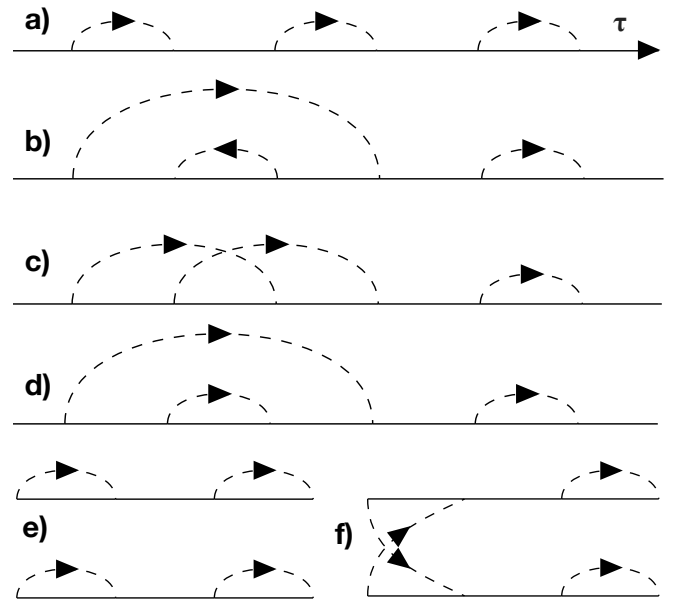


Figure 3. The reference contraction of an irreducible vertex (a) is obtained by taking the external lines to be non-intersecting, have no time-overlap, and be forward-propagating in the case of fermions. In our notation, the horizontal line corresponds to imaginary time, and so forward propagation implies that the external line is traveling from left to right. To generate arbitrary diagram topologies from reference vertices, we require two basic updates: *Swapping* the connectivity of two external lines, we can go from (a) to (b), whilst *commuting* the operator order takes us from (a) to (c). The diagrams (c) and (d) are related by alternatively a swap *or* a commute operation. Swapping external lines also allows us to connect different vertices, such as going from (e) to (f).

of the t -J model [28], takes the form

$$\begin{aligned} c_{i\sigma}^\dagger &= d_{i\sigma}^\dagger + h_{i\bar{\sigma}}, & d_{i\sigma}^\dagger &= c_{i\sigma}^\dagger n_{\bar{\sigma}}, & h_{i\bar{\sigma}} &= c_{i\sigma}^\dagger (1 - n_{i\bar{\sigma}}), \\ c_{i\sigma} &= d_{i\sigma} + h_{i\bar{\sigma}}^\dagger, & d_{i\sigma} &= c_{i\sigma} n_{\bar{\sigma}}, & h_{i\bar{\sigma}}^\dagger &= c_{i\sigma} (1 - n_{i\bar{\sigma}}), \end{aligned} \quad (20)$$

where $\bar{\sigma} = -\sigma$, while the corresponding time-dependence with respect to H_L is given by

$$\begin{aligned} d_{i\sigma}^\dagger(\tau) &= e^{\tau H_L} d_{i\sigma}^\dagger e^{-\tau H_L} = e^{(U-2\mu)\tau} d_{i\sigma}^\dagger \\ h_{i\sigma}(\tau) &= e^{\tau H_L} h_{i\sigma} e^{-\tau H_L} = e^{-\mu\tau} h_{i\sigma} \\ d_{i\sigma}(\tau) &= e^{\tau H_L} d_{i\sigma} e^{-\tau H_L} = e^{-(U-2\mu)\tau} d_{i\sigma} \\ h_{i\sigma}^\dagger(\tau) &= e^{\tau H_L} h_{i\sigma}^\dagger e^{-\tau H_L} = e^{\mu\tau} h_{i\sigma}^\dagger. \end{aligned} \quad (21)$$

Given a set of operators of the form (20) that are evaluated with respect to H_L , we can use (21) to divide it into a scalar part which consists of an analytic function, and an operator part which only depends on the order of the terms, according to

$$O_1(\tau_1) \dots O_N(\tau_N) = f(\{\tau_i\}) O_1 \dots O_N. \quad (22)$$

Since the recursion (17) implies that the irreducible vertex can be expressed in terms of expectation values of the form (12), it follows that we can break out the scalar part from this expression, and thus obtain an object of the form

$$V[\bar{O}(\{\tau_i\})] = f(\{\tau_i\}) V[O_1 O_2 \dots O_N] \quad (23)$$

where f is an analytic function, while $V[O_1 O_2 \dots O_N]$ is a constant which only depends on the order of the operators, and correspondingly may be stored as a single floating point. Furthermore, we may note that using the basis (20) and exploiting the property (23), (12) essentially corresponds to the expectation value of a projection operator, which can be calculated exactly, and so the irreducible vertex is naturally obtained to machine precision.

Finally, let us comment on the prelude question about the feasibility of storing the vertices in lookup tables: For the Hubbard model, the basis (20) gives a total of 8 operators, implying that the number of vertices scales as 8^N where N is the number of external lines. At $N = 10$, this gives $\sim 10^9$ vertices, which translates to approximately 8 GB at double precision. For the Heisenberg model, which can be described by only 4 operators, we can afford to store all vertices up to $N = 15$ with the same resources. Exploiting symmetries and the fact that most vertices actually vanish due to particle and spin conservation, it might be possible to store somewhat larger objects.

Computational complexity— To get an insight into the behavior of the strong coupling expansion, as well as the computational complexity, we can compare this formalism to works based on spin-charge transformation and conventional diagrammatics. Currently, results exist for the Hubbard model at infinite onsite repulsion up to an expansion order $N = 4$ in dressed hopping [24]. The principal conclusion from these are that the series is well behaved, and does not show any sign of divergencies. Convergence can be observed down to temperatures of about an order of magnitude below the band width, while at even lower temperatures, the fourth order term shows good agreement with results derived from resummation of data obtained via numerical linked cluster expansion [29]. Thus, to the extent that it is known, the expansion in dressed hopping shows a promising behavior.

Access to higher expansion orders with conventional diagrammatics is however hindered by the rapid growth of diagram topologies, which is in turn rooted the presence of three-body operators. For the infinite repulsion Hubbard model which is arguably the simplest scenario, the number of contractions that can be made from a projected hopping terms is $(2N!)N!$, which corresponds to $\sim 10^6$ at a modest expansion order of $N = 4$. In the strong coupling formalism, there are at this expansion order a total of five diagram topologies, which are displayed in Fig. 4. Thus, already at this stage, we observe a reduction of the number of diagrams by 5 orders of magnitude, which at an expansion order of $N = 6$ has grown to 10 orders. This gap widens even further if we consider fermion models that are not Gutzwiller-projected and must be treated with second fermionization, as this generally leads to at least four-body processes and an even steeper scaling of the number of contractions. For spin systems, the difference is not quite as dramatic, since Popov-Fedotov fermionization only generates two-body interactions, but a major reduction in the number of topologies still persists.

Thus, the strong coupling description does not only allow

for a systematic expansion with non-perturbative treatment of contact interactions, but also proves to be dramatically more computationally efficient compared to approaches based on fermionization and Feynman type diagrammatics. It should also be stressed that in contrast to more traditional strong coupling techniques [14], this approach is not hindered by doping.

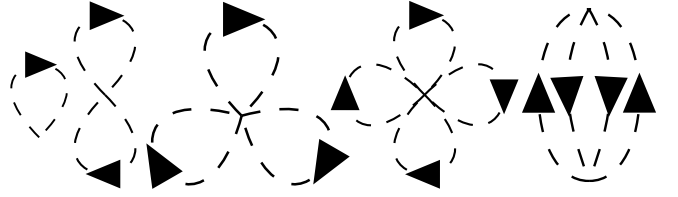


Figure 4. The set of topologies obtained for the Hubbard model up to order $N = 4$ when boldifying the t -lines. Using fermionization techniques and conventional diagrammatics, the number of topologies at the same expansion order can be estimated to $\sim 10^6$.

Observables— In diagrammatic Monte Carlo, the extraction of observables is typically achieved using a measuring line, as illustrated in Fig. 5. One of the lines are then tagged, and treated as an entrance and exit of a particle from the system, while the remains of the diagram is interpreted as a contribution to the self energy or the polarization, depending on the line type being considered. In the strong coupling expansion, the particle propagators are hidden inside the irreducible vertices, and we only have access to the external lines that originate in the non-local processes. Therefore, the Greens function must be obtained from the polarization of the t -line, as opposed to via Dysons equation:

$$G(\omega, \mathbf{k}) = \Pi(\omega, \mathbf{k}) + \Pi(\omega, \mathbf{k})t(\mathbf{k})\Pi(\omega, \mathbf{k}) + \dots \\ \implies G(\omega, \mathbf{k}) = \frac{1}{\Pi^{-1}(\omega, \mathbf{k}) - t(\mathbf{k})}, \quad (24)$$

where Π is the polarization operator of the t -line. In spin models, two-point correlations can be computed from the polarization of the J -line, while access to further observables that do not correspond to any specific external line can in principle be obtained by constructing appropriate operators solely for the purpose of measuring.

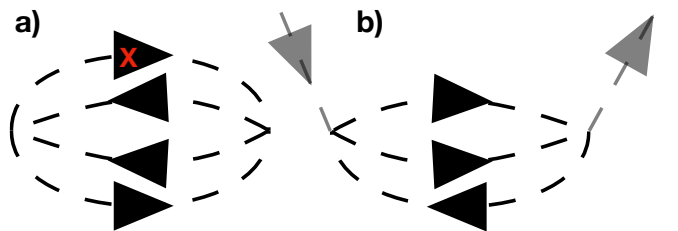


Figure 5. Observables can be extracted from diagrams of the form Fig. 4 via a measuring line. One of the external lines in the diagram is then tagged (a), and the resulting topology is interpreted as if this was an external line (b). The remain of the diagram (b) then constitutes a contribution to the polarization operator of the line type that is tagged.

Summary—In conclusion, we have derived a framework for strong coupling diagrammatics that can be applied very generally to lattice fermions and quantum spin models. However instead of following the path of the Grassmannian Hubbard-Stratonovich transformation, we have used techniques inspired by recent advances in determinant diagrammatic Monte Carlo to construct irreducible vertices recursively. By choosing a suitable operator basis, the analytic structure of these simplify to the point that it becomes possible to obtain large vertices to machine precision, and also store them in memory, which are elementary requirements for numerical treatment. Compared to conventional diagram techniques, the strong coupling approach derived here shows a dramatical advantage in terms of computational complexity, which can give access to entirely new temperature and parameter ranges.

Acknowledgments—This work was supported by the the Swedish Research Council (VR). The author would like to thank Kun Chen, Boris Svistunov and Nikolay Prokof'ev for important input and discussions.

-
- [1] W. Metzner and D. Vollhardt, *Phys. Rev. Lett.* **62**, 324 (1989).
 [2] A. Toschi, A. A. Katanin, and K. Held, *Phys. Rev. B* **75**, 045118 (2007).
 [3] A. N. Rubtsov, M. I. Katsnelson, and A. I. Lichtenstein, *Phys. Rev. B* **77**, 033101 (2008).
 [4] S.-X. Yang, H. Fotso, S.-Q. Su, D. Galanakis, E. Khatami, J.-H. She, J. Moreno, J. Zaanen, and M. Jarrell, *Phys. Rev. Lett.* **106**, 047004 (2011).
 [5] E. Gull, O. Parcollet, and A. J. Millis, *Phys. Rev. Lett.* **110**, 216405 (2013).
 [6] T. Maier, M. Jarrell, T. Pruschke, and M. H. Hettler, *Rev. Mod. Phys.* **77**, 1027 (2005).
 [7] D. J. Scalapino, eprint arXiv:cond-mat/0610710 (2006), *cond-mat/0610710*.
 [8] E. Dagotto, *Science* **309**, 257 (2005), <http://science.sciencemag.org/content/309/5732/257.full.pdf>.
 [9] J. M. Tranquada, B. J. Sternlieb, J. D. Axe, Y. Nakamura, and S. Uchida, *Nature* **375**, 561 (1995).
 [10] K. M. Lang, V. Madhavan, J. E. Hoffman, E. W. Hudson, H. Eisaki, S. Uchida, and J. C. Davis, *Nature* **415**, 412 (2002).
 [11] C. M. Bender, F. Cooper, G. S. Guralnik, and D. H. Sharp, *Phys. Rev. D* **19**, 1865 (1979).
 [12] S. Pairault, D. Sénéchal, and A.-M. S. Tremblay, *Phys. Rev. Lett.* **80**, 5389 (1998).
 [13] F. Mila and K. P. Schmidt, “Strong-Coupling Expansion and Effective Hamiltonians,” in *Introduction to Frustrated Magnetism, Springer Series in Solid-State Sciences, Volume 164. ISBN 978-3-642-10588-3. Springer-Verlag Berlin Heidelberg, 2011, p. 537*, Vol. 164, edited by C. Lacroix, P. Mendels, and F. Mila (2011) p. 537.
 [14] S. Pairault, D. Sénéchal, and A.-M. Tremblay, *The European Physical Journal B - Condensed Matter and Complex Systems* **16**, 85 (2000).
 [15] B. S. Shastry, *Phys. Rev. B* **81**, 045121 (2010).
 [16] E. Perepelitsky and B. S. Shastry, *Annals of Physics* **357**, 1 (2015).
 [17] P. Mai and B. S. Shastry, *Phys. Rev. B* **98**, 205106 (2018).
 [18] N. V. Prokof'ev and B. V. Svistunov, *Phys. Rev. B* **84**, 073102

(2011).

- [19] J. Carlström, *Journal of Physics: Condensed Matter* **29**, 385602 (2017).
 [20] V. N. Popov and S. A. Fedotov, *Sov. Phys. JETP* **67**, 183 (1988).
 [21] N. Prokof'ev and B. Svistunov, *Phys. Rev. Lett.* **99**, 250201 (2007).
 [22] S. A. Kulagin, N. Prokof'ev, O. A. Starykh, B. Svistunov, and C. N. Varney, *Phys. Rev. Lett.* **110**, 070601 (2013).
 [23] Y. Huang, K. Chen, Y. Deng, N. Prokof'ev, and B. Svistunov, *Phys. Rev. Lett.* **116**, 177203 (2016).
 [24] J. Carlström, *Phys. Rev. B* **97**, 075119 (2018).
 [25] R. Rossi, *Phys. Rev. Lett.* **119**, 045701 (2017).
 [26] R. Rossi, N. Prokof'ev, B. Svistunov, K. V. Houcke, and F. Werner, *EPL* **118**, 10004 (2017).
 [27] A. L. Fetter and J. D. Walecka, *Quantum theory of many-particle systems* (Dover Publications, 1971).
 [28] K. A. Chao, J. Spalek, and A. M. Oleś, *Phys. Rev. B* **18**, 3453 (1978).
 [29] E. Khatami, E. Perepelitsky, M. Rigol, and B. S. Shastry, *Phys. Rev. E* **89**, 063301 (2014).

APPENDIX A: SUMMATION OVER CONTACT INTERACTIONS

The summation over all contractions on the site i such that all diagrammatic elements are connected to at least one external line, is given by Eq. (12), i.e.

$$\sum_n \langle \Gamma^n U_i^n \bar{O} \rangle_{\hat{\mu}, e} = \langle \bar{O} \rangle_{\hat{\mu} + \hat{U}}. \quad (25)$$

We begin by noting that the set of operators \bar{O} may be expressed in the operator basis (20) as follows:

$$\bar{O} = \sum_{\alpha} \bar{O}_{\alpha}, \quad \langle \bar{O} \rangle_{\hat{\mu} + \hat{U}} = \sum_{\alpha} \langle \bar{O}_{\alpha} \rangle_{\hat{\mu} + \hat{U}} \quad (26)$$

where \bar{O}_{α} is a set of operators of the form (20). For a finite set \bar{O} , we furthermore note that the range of α is also finite. Using (21) we obtain

$$\begin{aligned} \langle \bar{O}_{\alpha} \rangle_{\hat{\mu} + \hat{U}} &= \text{Tr} e^{-(\hat{U} + \hat{\mu})} O_{\alpha,1}(\tau_1) \dots O_{\alpha,N}(\tau_N) \\ &= f(\{\tau_i\}) \text{Tr} e^{-(\hat{U} + \hat{\mu})} O_{\alpha,1} \dots O_{\alpha,N}, \end{aligned} \quad (27)$$

where $f(\{\tau_i\})$ gives the time dependence in accordance with (23), and H is expressed in units of temperature. For the Hubbard model, (27) is analytic on the real axis, but not in the entire complex plane due to zeros of the partition function that occur for complex values of U , and so the convergence radius is finite when expanding in contact interactions.

To solve this problem, we use second fermionization to construct a dual representation which is free of a large expansion parameter, and thus possesses a convergent series regardless of model parameters. A detailed discussion of fermionization techniques is given in [18], but we will here recapitulate the central ideas of this approach: Essentially, the goal is to remove the doublons from the trace, and then reintroduce them as hard core bosons that are subsequently fermionized. The

end results of this procedure is that the contact interaction becomes a bilinear term in the Hamiltonian.

First, we thus remove the doublons entirely by introducing a projection operator p_G and an auxiliary fermionic field with the number operator n_A :

$$H = -\mu(n_{\uparrow}^e + n_{\downarrow}^e) + p_G, \quad p_G = n_{\uparrow}^e n_{\downarrow}^e i\pi n_A, \quad (28)$$

where n_{σ}^e are electron number operators. When we trace over $n_A = 0, 1$, the configurations for which $n_{\uparrow}^e n_{\downarrow}^e = 1$ obtain an imaginary energy shift of 0 or $i\pi$ respectively which in turn give them opposite sign in the trace, such that the contribution vanishes.

We then proceed to reintroduce the doublon in the form of a hard core boson, with an energy $U - 2\mu$. The boson can in turn be fermionized, and thus gives rise to two fermionic components with number operators given by n_0^d, n_1^d . The state space correspondence is given by

$$\begin{aligned} |n_{\text{boson}=0}\rangle &\rightarrow |n_0^d = 1, n_1^d = 0\rangle, \\ |n_{\text{boson}=1}\rangle &\rightarrow |n_0^d = 0, n_1^d = 1\rangle. \end{aligned} \quad (29)$$

The remaining states in the construction (29) which correspond to $n_{\uparrow}^d + n_{\downarrow}^d \neq 1$ has no physical counterpart, and are thus removed from the trace by the introduction of a Popov-Fedotov projection term [19] of the form

$$p_D = (n_{\uparrow}^d + n_{\downarrow}^d - 1) \frac{i\pi}{2}, \quad (30)$$

such that the contribution from $n^d = 0, 2$, obtain a complex phase in the in the trace and cancel. Finally, we are required to project out configurations where $n_{\uparrow}^e + n_{\downarrow}^e = 1, n_1^d = 1$, as this has no correspondence in the original state space. This can be achieved by

$$p_H = (n_{\uparrow}^e - n_{\downarrow}^e) \left(\frac{n_{\uparrow}^d - n_{\downarrow}^d}{2} + \frac{1}{2} \right) i\pi n_A. \quad (31)$$

Including also the energy scale of the doublon, we thus arrive at a dual description of the local Hamiltonian according to

$$H = -\mu n^e + \left(\frac{n_{\uparrow}^d - n_{\downarrow}^d}{2} + \frac{1}{2} \right) E_D + p_G + p_D + p_H, \quad (32)$$

where $E_D = U - 2\mu$ is the doublon energy. The partition function of (32) is given by

$$Z = 2 + 2e^{-E_D} + 4e^{\mu} \quad (33)$$

which is indeed the partition function of the Hubbard model in the atomic limit, except for a trivial factor 2 which we obtain when tracing over the auxiliary field. In (32), the contact interaction is described by a bilinear term, and expansion is instead conducted in the projection operators p_G, p_H .

To examine the analyticity of the density matrix as a function of the expansion parameter, we parameterize the expansion terms $p_G, p_H \rightarrow \xi p_G, \xi p_H$ such that $\xi = 1$ corresponds to the fully projected system. For convergence of the series,

we then require analyticity within the unit circle $|\xi| \leq 1$, regardless of model parameters. Next, we recall that the density matrix takes the form

$$\rho = \frac{W_i}{Z}, \quad W_i = e^{-E_i}, \quad Z = \sum_i e^{E_i}. \quad (34)$$

For finite model parameters, W_i and Z are analytic, implying that the density matrix is also analytic for non-vanishing Z . Correspondingly, demonstrating convergence of the series translates to ruling out zeros of $Z(\xi)$ within the unit circle $|\xi| \leq 1$, which we will now do:

We begin by expressing the partition function in terms of ξ

$$Z(\xi) = a + be^{-i\pi\xi} + ce^{i\pi\xi} \quad (35)$$

with

$$a = 2e^{\mu - E_D} + e^{2\mu - E_D} + 2e^{-E_D} + 4e^{\mu} + e^{2\mu} + 2, \quad (36)$$

$$b = e^{\mu - E_D} + e^{2\mu - E_D} + e^{2\mu}, \quad c = e^{\mu - E_D}, \quad (37)$$

where in particular we note that

$$a > b + c. \quad (38)$$

Then we observe that

$$Z(\xi \in \mathbb{I}) > 0, \quad (39)$$

since the exponents in (35) are real on the imaginary axis. Furthermore we note that on the real axis, the exponentials in (35) only provide a phase, which together with (38) implies

$$|Z(\xi \in \mathbb{R})| > 0 \quad (40)$$

and so there are no poles on the real axis either.

Away from the axes, the partition function is generally complex. For the imaginary part to vanish, we require

$$be^{\pi\xi_I} \sin(\pi\xi_R) = ce^{-\pi\xi_I} \sin(\pi\xi_R), \quad \xi = \xi_R + i\xi_I. \quad (41)$$

This equation has two types of solutions: Firstly, we have $\xi_R = 0, \xi_R = \pm 1$, but these lie on the axes since $|\xi| \leq 1$. Secondly, we have a solution corresponding to

$$be^{\pi\xi_I} = ce^{-\pi\xi_I} \implies e^{\pi\xi_I} = \frac{1}{\sqrt{1 + e^{\mu} + e^{E_D + \mu}}}. \quad (42)$$

Inserting (42) into (35) we obtain

$$Z = a + 2e^{\mu - E_D} \sqrt{1 + e^{\mu} + e^{E_D + \mu}} \cos \pi\xi_R > 0 \quad (43)$$

for all real parameter values. Thus, we conclude that the density matrix is analytic within the unit circle $|\xi| \leq 1$, and that (32) is described by a convergent series. Expressing the operators (20) in the basis $n_{\downarrow}, n_{\uparrow}, d_0, d_1$ we obtain a convergent summation in Eq. (12).