

MURS: Practical and Robust Privacy Amplification with Multi-Party Differential Privacy

Tianhao Wang*, Min Xu†, Bolin Ding‡, Jingren Zhou‡, Cheng Hong‡, Zhicong Huang‡, Ninghui Li*, Somesh Jha§
*Purdue University, †University of Chicago, ‡Alibaba, §University of Wisconsin-Madison

Abstract—When collecting information, local differential privacy (LDP) alleviates privacy concerns of users because their private information is randomized before being sent to the central aggregator. However, LDP results in loss of utility due to the amount of noise that is added to each individual data item. To address this issue, recent work introduced an intermediate server with the assumption that this intermediate server did not collude with the aggregator. Using this trust model, one can add less noise to achieve the same privacy guarantee; thus improving the utility.

In this paper, we investigate this multiple-party setting of LDP. We first analyze the threat model and identify potential adversaries. We then make observations about existing approaches and propose new techniques that achieve a better privacy-utility tradeoff than existing ones. Finally, we perform experiments to compare different methods and demonstrate the benefits of using our proposed method.

I. INTRODUCTION

To protect data privacy in the context of data publishing, the concept of differential privacy (DP) has been proposed, and has been widely adopted [26]. DP mechanisms add noise to the aggregated result such that the difference between whether or not an individual is included in the data is bounded. Recently, local differential privacy (LDP) has been deployed by industry. LDP differs from DP in that random noise is added by each user before sending the data to the central server. Thus, users do not need to rely on the trustworthiness of the organization hosting the server. This desirable feature of LDP has led to wider deployment by industry (e.g., by Google [29], Apple [1], and Microsoft [24]). Meanwhile, DP is still deployed in settings where the centralized server can be trusted (e.g., the US Census Bureau deployed DP for the 2020 census [3]).

However, removing the trusted central party comes at the cost of utility. Since every user adds some independently generated noise, the effect of noise adds up when aggregating the result. While noise of scale (standard deviation) $\Theta(1)$ suffices for DP, LDP has noise of scale $\Theta(\sqrt{n})$ on the aggregated result (n is the number of users). This gap is essential for eliminating the trust in the centralized server, and cannot be removed by algorithmic improvements [17].

Recently, researchers introduced settings where one can achieve a middle ground between DP and LDP, in terms of both privacy and utility. This is achieved by introducing an additional party [18], [28], [9], [19]. One such setting is called the *shuffler model*, which introduces another party called the shuffler. Users perturb their information, and then send encrypted version of the perturbed information to the shuffler, who shuffles the users' information, and then sends them to the

server. The server then decrypts the reports and aggregates the information. The shuffler learns nothing about the reported data (because of semantic-security of the encryption scheme), and the server learns less about each individual's report because it cannot link a user to a report because the user inputs it received are shuffled. However, if the shuffler and the server collude, the user obtains privacy protection only from perturbation, and there is no benefit from shuffling. In short, the role of the shuffler is to break the linkage between the users and the reports, thus providing some privacy boost. Due to the privacy boost, users can add less noise, while achieving the same level of privacy against the server. This boost, however, requires trusting that the shuffler will not collude with the server. This new model of LDP, which we call Multi-Party DP (MPDP), offers a different trade-off between trust and utility than DP and LDP.

Besides the shuffler-based approach, in the MPDP model, there is also another interesting direction that uses homomorphic encryption [19]. In particular, each user homomorphically encrypts his/her value using one-hot encoding. The additional server then multiplies the ciphertexts in each location to get the aggregated result (i.e., a histogram), and adds noise to the histogram to provide DP guarantee. Finally, the results are sent to the server. As homomorphic encryption requires one-hot encoding, the communication cost for this approach is can be large for big domains.

Since the MPDP model involves more parties, there could be different patterns of interaction and collusion among the parties. The possibilities of these colluding parties and the consequences have not been systematically analyzed. For example, existing work proves the privacy boost obtained by shuffling under the assumption that the adversary observes the shuffled reports and knows the input values of the users (except the victim). However, if the other users collude with the adversary, they could also provide their locally perturbed reports, invalidating any privacy boost due to shuffling. For another example, while the homomorphic encryption-based approach provides privacy guaranteed when the adversary consists of the server colluding with the users (except the victim), there is no privacy when the server colluding with the additional server. In this paper, we analyze the interaction and potential threats of the MPDP models in more detail. We present a unified view of privacy that generalizes DP and LDP. Different parties and possible colluding scenarios are then presented and analyzed.

Based on our observations, we propose MURS (stands for Multi Uniform Random Shufflers). MURS adopts the shuffler-based approach [18], [28], [9], as its communication cost is small for large domains. But different from existing work,

MURS introduces multiple shufflers and have them add noise. Moreover, we propose a new mechanism that performs orders of magnitude better than existing work.

More specifically, we show that the essence of the privacy boosting [9] is a distribution from the LDP mechanism that is independent of the input value. By revisiting the local hashing idea, which was also considered in the LDP setting, we then set the independent distribution using the hashing idea and propose symmetric local hash (SLH). In SLH, each user reports a randomly selected hash function, together with a perturbation of the hashed result of their sensitive value.

Furthermore, from the observation of our systematic analysis of the MPDP model, we propose to have the additional server also introduce noise. In particular, the additional server, besides shuffling the received reports, adds some uniformly random reports so that when all other users collude with the server, there is still some privacy guarantee. We also suggest having more additional servers, which mitigates the threat when a single additional server colludes with the central server. As long as not all of the additional servers collude with the server, the boosted privacy guarantee still holds.

To summarize, the main contributions of this paper are:

- We provide a systematic analysis of the MPDP model and a principled way for analyzing privacy guarantees under various colluding scenarios. Several observations are made, which leads to the proposal of MURS.
- We instantiate MURS with two protocols: MURSS via onion encryption and MURSO via oblivious shuffling. MURS comes from three components: (1) theoretical improvement; (2) thorough analysis of MPDP; and (3) novel design of existing ideas. Compared with existing work, both protocols provide better trust guarantee and achieve better utility-privacy trade-off.
- We provide implementation details and measure utility and performance of MURSS and MURSO on real datasets. Moreover, we will open source our implementation so that other researchers can build on our results.

Roadmap. In Section II we present the requisite background. Existing work whose goal is amplifying privacy guarantees is presented in Section III. We then analyze our multi-party DP model in Section IV. Based on our analysis, we present our proposal in Section V. Our evaluation is presented in Section VI. Related work is discussed in Section VII. Finally, we end with some concluding remarks in Section VIII.

II. BACKGROUND

We first review the privacy definitions and the corresponding algorithms for frequency estimation under these definitions. We then describe some cryptographic primitives that will be used throughout this paper.

A. Differential Privacy

Differential privacy is a rigorous notion about individual's privacy in the setting where there is a trusted data curator, who gathers data from individual users, processes the data in a way that satisfies DP, and then publishes the results. Intuitively, the

DP notion requires that any single element in a dataset has only a limited impact on the output.

Definition 1 (Differential Privacy). *An algorithm \mathbf{A} satisfies (ϵ, δ) -DP, where $\epsilon, \delta \geq 0$, if and only if for any neighboring datasets D and D' , and any set \mathbf{R} of possible outputs of \mathbf{A} , we have*

$$\Pr[\mathbf{A}(D) \in \mathbf{R}] \leq e^\epsilon \Pr[\mathbf{A}(D') \in \mathbf{R}] + \delta$$

Denote a dataset as $D = \langle v_1, v_2, \dots, v_n \rangle$, where each v_i is from some domain \mathcal{D} . Two datasets $D = \langle v_1, v_2, \dots, v_n \rangle$ and $D' = \langle v'_1, v'_2, \dots, v'_n \rangle$ are said to be neighbors, or $D \simeq D'$, iff there exists at most one $i \in [n] = \{1, \dots, n\}$ such that $v_i \neq v'_i$, and for other $j \neq i, v_j = v'_j$. When $\delta = 0$, we simplify the notation and call $(\epsilon, 0)$ -DP as ϵ -DP. To satisfy ϵ -DP, one can use the Laplace Mechanism, described below.

Laplace Mechanism. The Laplace mechanism computes a function f on the dataset D in a differentially private manner, by adding to $f(D)$ a random noise. The magnitude of the noise depends on GS_f , the global sensitivity or the ℓ_1 -sensitivity of f . When f outputs a single element, such a mechanism \mathbf{A} is given below:

$$\begin{aligned} \mathbf{A}(D) &= f(D) + \text{Lap}\left(\frac{\text{GS}_f}{\epsilon}\right) \\ \text{where } \text{GS}_f &= \max_{(D, D'): D \simeq D'} \|f(D) - f(D')\|_1, \\ \text{and } \Pr[\text{Lap}(\beta) = x] &= \frac{1}{2\beta} e^{-|x|/\beta} \end{aligned}$$

In the above, $\text{Lap}(\beta)$ denotes a random variable sampled from the Laplace distribution with scale parameter β . When f outputs a vector, \mathbf{A} adds a fresh sample of $\text{Lap}\left(\frac{\text{GS}_f}{\epsilon}\right)$ to each element of the vector. In the histogram counting queries, $f(D) = \langle \frac{1}{n} \sum_{i \in [n]} \mathbb{1}_{\{v_i=v\}} \rangle_{v \in \mathcal{D}}$, and $\text{GS}_f = 2/n$, where $\mathbb{1}_{\{v_i=v\}}$ is the indicator function that equals 1 if the i -th user's value v_i equals v and 0 otherwise (more generally, $\mathbb{1}_{\{True\}} = 1, \mathbb{1}_{\{False\}} = 0$). Here we use f_v to denote the frequency of value v in D , i.e., $f_v = \frac{1}{n} \sum_{i \in [n]} \mathbb{1}_{\{v_i=v\}}$. The estimate given by the Laplace mechanism is $\hat{f}_v = f_v + \text{Lap}\left(\frac{2}{\epsilon}\right)$.

B. Local Differential Privacy

Compared to the centralized setting, the local version of DP offers a stronger level of protection, because each user only reports the perturbed data. Each user's privacy is still protected even if the aggregator is malicious.

In the local setting, each user perturbs the input value v using an algorithm \mathbf{A}_l and reports $\mathbf{A}_l(v)$ to the aggregator.

Definition 2 (Local Differential Privacy). *An algorithm $\mathbf{A}(\cdot)$ satisfies (ϵ, δ) -local differential privacy $((\epsilon, \delta)$ -LDP), where $\epsilon, \delta \geq 0$, if and only if for any pair of input values $v, v' \in \mathcal{D}$, and any set \mathbf{R} of possible outputs of \mathbf{A} , we have*

$$\Pr[\mathbf{A}(v) \in \mathbf{R}] \leq e^\epsilon \Pr[\mathbf{A}(v') \in \mathbf{R}] + \delta$$

Typically, the δ value used is 0 (thus ϵ -LDP). In LDP, most problems can be reduced to frequency estimation. We present two state-of-the-art protocols for this problem.

Generalized Randomized Response. The basic mechanism in LDP is called random response [49]. It was introduced for

the binary case, but can be easily generalized to the categorical setting. Here we present the generalized version of random response (GRR), which enables the estimation of the frequency of any given value $v \in \mathcal{D}$.

Here each user with private value $v \in \mathcal{D}$ sends the true value v with probability p , and with probability $1 - p$ sends a randomly chosen $v' \in \mathcal{D}$ s.t. $v' \neq v$. More formally, denote d as the size of the domain \mathcal{D} , the perturbation function is defined as

$$\forall_{y \in \mathcal{D}} \Pr[\text{GRR}(v) = y] = \begin{cases} p = \frac{e^\epsilon}{e^\epsilon + d - 1}, & \text{if } y = v \\ q = \frac{1}{e^\epsilon + d - 1}, & \text{if } y \neq v \end{cases} \quad (1)$$

This satisfies ϵ -LDP since $\frac{p}{q} = e^\epsilon$. To estimate the frequency of \tilde{f}_v for $v \in \mathcal{D}$, one counts how many times v is reported, denoted by $\sum_{i \in [n]} \mathbb{1}_{\{y_i=v\}}$, and then computes

$$\tilde{f}_v = \frac{1}{n} \sum_{i \in [n]} \frac{\mathbb{1}_{\{y_i=v\}} - q}{p - q} \quad (2)$$

where $\mathbb{1}_{\{y_i=v\}}$ is the indicator function that the report of the i -th user y_i equals v , and n is the total number of users.

Local Hashing. This protocol deals with a large domain size $d = |\mathcal{D}|$ by first using a hash function to compress the input domain into a smaller domain of size $d' < d$, and then applying randomized response to the hashed value. In this protocol, both the hashing step and the randomization step result in information loss. The choice of the parameter d' is a tradeoff between loss of information during the hashing step and loss of information during the randomization step.

In Local Hashing, one reports $\langle H, \text{GRR}(H(v)) \rangle$ where H is randomly chosen from a family of hash functions that hash each value in \mathcal{D} to $\{1 \dots d'\}$, and $\text{GRR}(\cdot)$ is the perturbation function for random response, while operating on the domain $\{1 \dots d'\}$ (thus $p = \frac{e^\epsilon}{e^\epsilon + d' - 1}$ in Equation (1)). Let $\langle H_i, y_i \rangle$ be the report from the i 'th user. For each value $v \in \mathcal{D}$, to compute its frequency, one first computes $|\{i \mid H_i(v) = y_i\}| = \sum_{i \in [n]} \mathbb{1}_{\{H_i(v)=y_i\}}$, and then transforms it to its unbiased estimation

$$\tilde{f}_v = \frac{1}{n} \sum_{i \in [n]} \frac{\mathbb{1}_{\{H_i(v)=y_i\}} - 1/d'}{p - 1/d'} \quad (3)$$

In [46], by minimizing the estimation variance, d' is optimized as $e^\epsilon + 1$. The method is called Optimized Local Hashing (OLH). Unlike GRR, OLH has a variance that does not depend on $|\mathcal{D}|$. As a result, for smaller $|\mathcal{D}|$ (such that $|\mathcal{D}| - 2 < 3e^\epsilon$), GRR is better; but for large $|\mathcal{D}|$, OLH is preferable.

C. Cryptographic Primitives

In addition to the mechanisms used to ensure privacy, in the setting where DP and LDP are commonly used, cryptographic primitives are also necessary to protect data from breaches. For example, when LDP is used, the reports are transmitted over the Internet, and the security of the communication channel relies on modern cryptography (more specifically,

TLS). Cryptographic protocols can also be used in place of LDP and DP for privacy.

Additive Homomorphic Encryption. In Additive Homomorphic encryption (AHE) [38], one can apply an algebraic operation (denoted by \times) to two ciphertexts c_1 and c_2 , so that the result $c_1 \times c_2$ is a ciphertext of the sum of the corresponding plaintexts.

Sequential Shuffle with Onion Encryption. A shuffler is a server that receives users' inputs and sends them to another server in a way that breaks any linkage from the identifier of a user to the input of the user. To ensure the shuffler does not learn any additional information except the permutation, onion encryption (also called layered encryption) is used. In particular, the i -th user's data is encrypted with two layers, i.e., $c_i = \text{Enc}_{k2}(\text{Enc}_{k1}(v_i))$. The shuffler possesses $k2$ and can decrypt the outer layer to obtain $\langle \text{Dec}_{k2}(c_i) \rangle_i$. The shuffler then generates a random permutation π from $[n]$ to $[n]$ and sends $\langle \text{Dec}_{k2}(c_{\pi(i)}) \rangle_{i \in [n]}$ to the server (n is the number of users and $[n]$ is omitted when clear from context). The server possesses $k2$ and can decrypt the inner layer to obtain $\langle \text{Dec}_{k1}(\text{Dec}_{k2}(c_{\pi(i)})) \rangle_i = \langle v_{\pi(i)} \rangle_i$. During this process, the shuffler learns nothing about v_i as it is encrypted. On the other hand, even the server eavesdrops the network communication and learns c_i was sent from user i , the server cannot link the reported data to the individual user as it is shuffled.

Oblivious Shuffle with Secret Sharing. Given r parties, n values $\langle v_i \rangle_{i \in [n]}$, where v_i is within the domain $[d_i]$, can be secretly shared among r parties, so that party j receives $\langle s_{j,i} \rangle_{j \in [r], s_{j,i} \in [d_i]}$ and $v_i = \sum_j s_{j,i} \bmod d_i$, and v_i cannot be recovered unless all the r parties come together. The subscripts are omitted if they are clear from context.

Oblivious shuffle with secret sharing (OblivSH) is a protocol among all the r parties. Each party j inputs $\langle s_{j,i} \rangle_{i \in [n]}$, and receives $\langle s'_{j,\pi(i)} \rangle$, where π is a valid permutation and $v_{\pi(i)} = \sum_j s'_{j,\pi(i)} \bmod d_{\pi(i)}$. None of the r parties knows the permutation order unless at least h of the parties collude. And we call it an (h, r) -oblivious shuffle. There exist several oblivious shuffle algorithms with different trade-offs. Since we typically have millions of user records in LDP, we adopt the resharing-based shuffle from [15], [33] which scales better with dataset size. In this case $h = \lceil r/2 \rceil$. The detailed protocol is described in Appendix C.

III. PROBLEM DEFINITION AND EXISTING TECHNIQUES

In this paper, we study the problem of achieving differential privacy with additional parties. We summarize existing work and systematically analyze the model. We then propose methods that achieve better privacy-utility tradeoffs and better f_v models. Throughout the paper, we focus on the fundamental problem of histogram estimation, which is typically used for solving other problems in the LDP setting.

A. Formal Problem Definition

Formally, given n users, each possessing a value $v \in \mathcal{D}$, histogram estimation answers the frequency of each value $f_v = \frac{1}{n} \sum_{i \in [n]} \mathbb{1}_{\{v_i=v\}}$. We denote the estimate as \tilde{f}_v . The metric is the mean variance of the estimation, i.e., $\frac{1}{|\mathcal{D}|} \sum_{v \in \mathcal{D}} (f_v - \tilde{f}_v)^2$.

While this problem has been extensively investigated in both the DP and LDP settings, it is unclear what can be achieved with the help of the additional parties.

B. Existing Privacy Amplification Techniques

Due to the large amount of noise and poor utility of LDP (especially compared to centralized DP), people have investigated relaxations of the LDP trust model to achieve better utility. The intuition is to introduce an auxiliary party to hide fine-grained information. Users only need to trust that the auxiliary server does not collude with the original server. This trust model is better (which means safer for users) than DP's where the centralized server is trusted, but worse than that of LDP where no party needs to be trusted. To do this, there are essentially two approaches: the shuffling model (SH) and using homomorphic encryption (HE).

1) *Privacy Amplification via Shuffling (SH)*: The shuffling idea was originally proposed in Prochlo [14], where a shuffler is inserted between the users and the server to break the linkage between the report and the user identification. The authors of Prochlo showed the intuition of the privacy benefit of shuffling; but the formal proof was given later [28]. This phenomenon was also investigated by two other groups [18], [9]. It is proven that when each user reports the private value using a Randomized Response protocol with parameter for satisfying ϵ_l -LDP, applying shuffling ensures centralized (ϵ_c, δ) -DP, where $\epsilon_c < \epsilon_l$. Table I gives a summary of these results. Among them, [9] provides the strongest result in the sense that the ϵ_c is the smallest, and the proof technique can be applied to other LDP protocols.

Method	Condition	ϵ_c
[28]	$\epsilon_l < 1/2$	$\sqrt{144 \ln(1/\delta) \cdot \frac{\epsilon_l^2}{n}}$
[18]	$\sqrt{\frac{192}{n} \ln(4/\delta)} < \epsilon_c < 1$, binary	$\sqrt{32 \ln(4/\delta) \cdot \frac{\epsilon_l + 1}{n}}$
[9]	$\sqrt{\frac{14 \ln(2/\delta)(d-1)}{n-1}} < \epsilon_c \leq 1$	$\sqrt{14 \ln(2/\delta) \cdot \frac{\epsilon_l + d - 1}{(n-1)}}$

TABLE I. GUARANTEE COMPARISON. EACH ROW CORRESPONDS TO A METHOD. THE AMPLIFIED ϵ_c ONLY DIFFERS IN CONSTANTS. BUT THE CIRCUMSTANCES UNDER WHICH THE METHOD CAN BE USED ARE DIFFERENT. IN THE CONDITION COLUMN, "BINARY" MEANS ONLY BINARY RANDOMIZED RESPONSE CAN BE USED.

The technique used in [9] is called *blanket decomposition*. The idea is to decompose the probability distribution of an LDP report into a linear composition of two distributions, one equivalent to the true value and the other uniformly random. In particular, the output distribution of GRR given in Equation (1) is decomposed into

$$\forall_{y \in \mathcal{D}} \Pr[\text{GRR}(v) = y] = (1 - \gamma) \mathbb{1}_{\{v=y\}} + \gamma \Pr[\text{Uni}(d) = y]$$

where $\gamma = \frac{d}{e^{\epsilon_l} + d - 1}$ and $\Pr[\text{Uni}(d) = y] = 1/d$. After shuffling, the histogram of $n - 1$ (except the victim's) such random variables can be regarded as some input values (determined by the sensitive input) plus freshly sampled noise added to each element of the histogram, where the noise comes from the blanket (i.e., the $\gamma \Pr[\text{Uni}(d) = y]$ part) and follows $\text{Bin}(n-1, \gamma/d)$. Intuitively, the binomial distribution is close to Gaussian, which is a standard mechanism for satisfying (ϵ, δ) -DP. Theorem 1 gives this effect.

Theorem 1 (Binomial Mechanism, derived from Theorem 3.1 of [9]). *The binomial mechanism which adds independent noise $\text{Bin}(n, p)$ to each component of the histogram satisfies (ϵ_c, δ) -DP where*

$$\epsilon_c = \sqrt{\frac{14 \ln(2/\delta)}{np}}$$

Given GRR, the authors of [9] can derive the guarantee of ϵ_c . Note that the derived ϵ_c is not tight. It is indicated in [9] that with other tighter bounds, or even numerical calculation, smaller ϵ_c can be derived. One limitation of [9] is that ϵ_c cannot be arbitrarily small, as $p = \gamma/d = 1/(e^{\epsilon_l} + d - 1)$ is determined by d . In the extreme case, even if ϵ_l is 0, $\epsilon_c = \sqrt{\frac{14 \ln(2/\delta)d}{n-1}} > 0$. Moreover, as GRR is used, the accuracy downgrades with domain size $|\mathcal{D}|$.

Recent Results. Parallel to our work, [8], [30] propose mechanisms other than GRR to improve utility in this model. They both rely on the privacy blanket idea. The method in [8] gives better utility as it does not depend on $|\mathcal{D}|$. However, the communication cost for each user is linear in $|\mathcal{D}|$, which is even worse than GRR. Moreover, its accuracy is worse than the method proposed in our paper. We will analytically and empirically compare with [8].

2) *DP from Homomorphic Encryption (HE)*: When an additional party is introduced, we can leverage cryptographic tools to separate the information so that collectively they can achieve DP with higher utility but they cannot glean sensitive information from their own share of information. [19] proposes one instantiation of such an idea via homomorphic encryption, and we call it HE for short. In this approach, users first encode their data via one-hot encoding, i.e., encode $v \in \mathcal{D}$ using a bit-vector $B = \langle b^j \rangle_{j \in [d]}$ where only the v -th bit b^v is 1 and others are all 0's. Then each bit is encrypted with homomorphic encryption; and the ciphertext is sent to the auxiliary party via a secure channel. Denote c_i^j as the ciphertext of user i 's report on his/her j 's bit, the auxiliary server computes $C^j = \prod_{i \in [n]} c_i^j$ for each location j . Then for each location j , the auxiliary server generates random noise in a way that satisfies centralized DP, encrypts the noise, and multiply it with C^j and sends the result to the server. The server decrypts the aggregated ciphertext. Since the auxiliary server only knows the amount of noise he added, the server must add another DP noise before publishing the information, in order to prevent the auxiliary server from learning the true results. Researches have abstracted the operations and provided general recipes of writing DP programs in this framework [19]. More recently, researchers in [42] introduce several security features including verification and malice detection.

In this design, if the auxiliary server and the server collude, the auxiliary server can send the ciphertext of the individual data to the server; and the privacy guarantee is completely broken. To counter this threat, each user can add local noise to trade-off utility for the worst-case privacy guarantee. The key issue is that, due to one-hot encoding, the communication/computation overhead is large when $|\mathcal{D}|$ is large.

IV. THE MULTI-PARTY DIFFERENTIAL PRIVACY MODEL

In this section, we formalize the model of multi-party differential privacy, which we call MPDP. The goal is to examine different aspects of the model, and identify the important factors one should consider when designing a protocol in this model. We start by analyzing different aspects of the model. We then cast existing privacy amplification work reviewed in Section III in our model. Finally, we present new observations that lay the basis for our proposed method described in Section V.

A. System Model

We start with identifying the key parties and the threat model of the MPDP model. Figure 1 provides an overview.

The Parties. There are four types of parties: *users*, the *server*, the *auxiliary servers*, and the *analyst*. All the parties can share information freely. The auxiliary servers do not exist in the traditional models of DP and LDP. In the approach described in Section III-B1, which we refer to as SH, the auxiliary server is the shuffler; and in Section III-B2 (we call it HE), the auxiliary server is a cryptographic server. Note that each user can serve as one or multiple auxiliary servers.

The Adversaries. From the point of view of a single user, other parties, including the auxiliary server, the server, the analyst, and other users, could all be adversaries. In DP and LDP, there is no auxiliary server, and identifying the adversary model is straightforward. In LDP, the adversary is assumed to control all parties other than the user, including the server and other users. In DP, the adversary is the data analyst, who is assumed to control all other users; but the server is trusted. The goal of introducing multi-party models is to *both avoid placing trust in any single entity as in DP, and achieve better utility than LDP*. As a result, one has to consider multiple adversaries, each controlling a different combination of parties involved in the protocol. A user's levels of privacy against different adversaries are different.

We assume all parties have the same level of (very powerful) background knowledge, i.e., all other users' information except the victim's. This assumption essentially enables us to argue DP-like guarantee for each party, which will be introduced later.

The prominent adversary is the server. Other parties can also be adversaries but are not the focus because they have less information. In particular, the analyst's knowledge is strictly less than the server's, because the analyst's queries are answered by the server. Each auxiliary server knows some additional knowledge (e.g., the linkage as in SH), but such information should be meaningless unless the server colludes with it.

Additional Threat of Collusion. Existing work of MPDP only considers the privacy guarantee against the server, but we note that in the multi-party setting, one needs to consider the consequence when different parties collude. In general, there are many combinations of colluding parties. And understanding the consequences of these scenarios enables us to better analyze and compare different approaches.

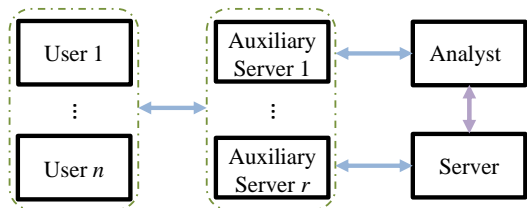


Fig. 1. Overview of parties and interactions. Users communicate with the auxiliary servers. The auxiliary servers process the users' data, and communicate with the server and the analyst. The server can answer queries issued by the analyst.

In particular, the server can collude with (some of) the auxiliary servers. In this case, the system model is reduced to that for LDP. If the protocol does not consider the possibility of this collusion (e.g., HE), the guarantee will then be worse than the LDP guarantee. On the other hand, if the server colludes with the users (except the victim), the privacy guarantee could downgrade to LDP as well. The server can also collude with both the auxiliary servers and other users.

Other combinations are possible but less severe. Specifically, we ignore the analyst as its information is strictly less than the server's. And there is no benefit if the auxiliary servers collude with the users.

To summarize, we consider all potential collusions and identify three important (sets of) adversaries:

- Adv₁: the server itself.
- Adv₂: the server colluding with all other users.
- Adv₃: the server with $t \geq 1$ auxiliary servers.

B. Principled Privacy Analysis

Given the three possible (sets of) adversaries, directly analyzing the privacy property of a method becomes challenging. To quantitatively compare different methods, we propose to model different parties by specifying their views and prove DP guarantees against each of them separately.

Proving Differential Privacy in MPDP. To prove the privacy guarantee against an adversary, we follow the idea of proving DP. In DP, we need to prove that the output of the algorithm follows a specific distribution. Here each party has some observations, or views; and this can be modeled as the output of some algorithm. For a set of colluding parties, we can also specify an algorithm that outputs the observations of all the parties. To prove DP against an adversary (or a set of adversaries), we prove the output of the corresponding algorithm satisfies DP. Note that in some cases, the whole procedure can be interactive, i.e., some part of the observation may depend on what the party sends out. For this, one can utilize composition theorems to prove the DP guarantee.

We assume cryptographic primitives are safe (i.e., the adversaries are computationally bounded and cannot learn any information from the ciphertext) and there are no side channels such as timing information. Moreover, the parties follow the protocol. If the parties can deviate from the prescribed procedure, one should consider the deviation and prove

the guarantee under the deviated procedure. We discuss the possible deviations in Section IV-D.

LDP Revisited. DP defends against any external party (analyst) who sees the published result, while in LDP, the adversary is changed to the server itself. Although it is folklore that any (ϵ, δ) -LDP algorithm also satisfies (ϵ, δ) -DP, the adversary model has to be explicitly specified. Now with our framework, by specifying the view (i.e., algorithm) of an adversary, we formally prove this fact.

That is, given the (ϵ, δ) -LDP algorithm $\mathbf{A}_l(v_i)$, denote the server's observation as $\mathbf{A}_l(D) = \langle \mathbf{A}_l(v_1), \dots, \mathbf{A}_l(v_n) \rangle$. And we prove $\mathbf{A}_l(D)$ is (ϵ, δ) -DP.

Lemma 2. *If $\mathbf{A}_l(t)$ is (ϵ, δ) -LDP, then $\mathbf{A}_l(D) = \langle \mathbf{A}_l(v_1), \dots, \mathbf{A}_l(v_n) \rangle$ is (ϵ, δ) -DP.*

The proof is deferred to Appendix A.

C. Analyzing Existing Methods

Having identified the potential adversaries and the proving technique, now we examine the existing work SH and HE introduced in Section III. In particular, we examine the privacy guarantee ϵ against each of the three Adv's. Figure 2 shows system settings for the two methods. For practical reasons, both methods use a single auxiliary server (thus $t = 1$ in Adv₃), and restrict the communication to be sequential. Before the actual analysis, we first present some building blocks for the proof.

Atomic Algorithms. To simplify the analysis of the potential adversaries in a protocol, we first introduce a set of atomic operations. Given that, the views of different potential adversaries can be modeled as combinations of these operations. Table II gives the list of atomic operations.

Algorithm	Procedure
\mathbf{A}_s	Shuffle input
\mathbf{A}_l	Perturb a single record (LDP)
\mathbf{A}_a	Aggregate input to a histogram
\mathbf{A}_c	Perturb the aggregated result (DP)

TABLE II. LIST OF ATOMIC OPERATIONS THAT CAN COMPOSE AN ADVERSARY'S VIEW.

Among the possible local randomizer \mathbf{A}_l , two of them are given in Section II-B. For DP algorithm \mathbf{A}_c , one needs to aggregate the results first (i.e., run the aggregation function \mathbf{A}_a), and then add independent noise to each count of the histogram (we consider the basic task of histogram estimation or counting query, which serves as the building block for other tasks).

Notations in Proofs. Without loss of generality, we assume that the n -th user is the victim. And we denote $D_{-n} = \langle v_1, \dots, v_{n-1}, \perp \rangle$ as the vector of D without the n -th item. We also use the tuple notation $\langle \rangle$ to denote the concatenation of outputs. If we compose multiple algorithms, we use the concatenation operator \circ to denote the composition, e.g., $\mathbf{A}_s \circ \mathbf{A}_l(D) = \mathbf{A}_s(\mathbf{A}_l(D))$. To simplify notations, we slightly abuse Adv to also denote the view of Adv on the default dataset D .

Analyzing SH. The server can be modeled by Adv₁ = $\mathbf{A}_s \circ \mathbf{A}_l(D)$, as the shuffling operation is applied to the LDP

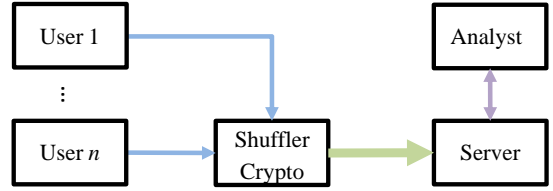


Fig. 2. Interactions among parties in SH or HE. Users send the processed data to the auxiliary server. The auxiliary server assembles and processes the users' data, and forwards them to the server. The server can answer queries issued by the analyst.

reports. If the users collude with the server, the server's view can be modeled as Adv₂ = $\langle \mathbf{A}_s \circ \mathbf{A}_l(D), \mathbf{A}_l(D)_{-n} \rangle$. Note that the two instances of $\mathbf{A}_l(D)$ are the same. The adversary can subtract $\mathbf{A}_l(D)_{-n}$ from the aggregated $\mathbf{A}_s \circ \mathbf{A}_l(D)$ to obtain $\mathbf{A}_l(t_n)$, which is equivalent to saying Adv₂ = $\mathbf{A}_l(D)$. Finally, if the auxiliary server colludes with the server, the model falls back to the LDP setting and server's view can be modeled as Adv₃ = $\mathbf{A}_l(D)$.

Analyzing HE. In this method, the server has access to Adv₁ = $\mathbf{A}_c \circ \mathbf{A}_a(D)$, which satisfies DP. If the users collude with the server, it can be modeled as Adv₂ = $\langle \mathbf{A}_c \circ \mathbf{A}_a(D), D_{-n} \rangle$. The server can then subtract $\mathbf{A}_a(D_{-n})$ from $\mathbf{A}_c \circ \mathbf{A}_a(D)$ and obtain $\mathbf{A}_c \circ \mathbf{A}_a(t_n)$. As \mathbf{A}_c satisfies DP, Adv₃ also satisfies DP. If the auxiliary server colludes with the server, the server's view can be modeled as Adv₃ = D , because the auxiliary server can send the ciphertexts to the server, which are encrypted version of the users' values; and the server can decrypt them to obtain D , thus there is no privacy guarantee for Adv₃ (and we use $\epsilon = \infty$ to present its privacy guarantee). Table III gives the summary of algorithms and guarantees of the three types of adversaries.

	Adv ₁ Server	Adv ₂ Server + Users	Adv ₃ Server + Aux.
SH	$\mathbf{A}_s \circ \mathbf{A}_l(D)$	$\mathbf{A}_l(v_n)$	$\mathbf{A}_l(v_n)$
Guarantee	ϵ_c	ϵ_l	ϵ_l
HE	$\mathbf{A}_c \circ \mathbf{A}_a(D)$	$\mathbf{A}_c \circ \mathbf{A}_a(t_n)$	D
Guarantee	ϵ_c	ϵ_c	∞

TABLE III. LIST OF ADVERSARIES AND THEIR PRIVACY GUARANTEES IN SH AND HE. THE VALUE OF δ ARE THE SAME AND THUS IGNORED. WE USE $\epsilon = \infty$ WHEN THERE IS NO PRIVACY GUARANTEE.

D. Robustness

So far, we mostly assume all the parties to be honest but curious. It is also interesting to examine the consequences when parties deviate from the protocol. There could be multiple reasons for each party to be malicious to (1) interrupt the process, (2) infer sensitive information (violate privacy), and (3) downgrade the utility. We analyze the three concerns one by one.

The first concern is easy to mitigate. If a user blocks the protocol, his report can be ignored. If the auxiliary server denies the service, the server can find another auxiliary server and redo the protocol. Note that in this case, users need to remember their report to avoid averaging attacks. Finally, the server has no incentive to disrupt the process started by himself.

Second, it is possible that the auxiliary server deviates from the protocol by not shuffling things (in the SH method) or not adding noise (in the HE method), thus the server has access to $A_l(D)$ (in the SH method) or $A_a(D)$ (in the HE method). In these cases, the server can learn more information, but the auxiliary server does not have benefits except saving some computational power. And if the auxiliary server colludes with the server, they can learn more information without this deviation. Thus we assume the auxiliary server will not deviate to infer sensitive information, and does not bother with this concern. Note that however, trusted hardware or verifiable computation techniques can help mitigate this concern.

Third, we note that any party can downgrade the utility. The most straight-forward way is to generate many fake users, and let them join the protocol. This kind of Sybil attack is hard to defend against without some offline authentication, which is orthogonal to the focus of this paper. As there are many users, we want to limit each user's contribution such that the most the user can do to downgrade the utility is to change his original value or register fake accounts. SH satisfies this property. For HE, as one-hot encoding is used, the user has to prove by zero knowledge that his report is well-formed. On the other hand, the power of the auxiliary server is much greater as it manipulates all the data.

To summarize, we are mainly concerned about the auxiliary server adding too much noise to disrupt utility.

E. Discussion and Key Observations

In this section, we first systematically analyze the setting of the MPDP model. From the privacy perspective, we then propose a principled way to quantitatively analyze different methods. Finally, we discuss the potential concern of malicious parties. Several observations and lessons are worth noting.

Consider Different Threats. Throughout our analysis, we have identified three potential adversaries, modeled as Adv_1 through Adv_3 . We note that in the MPDP model, one needs to consider all possible threats.

When Auxiliary Server Colludes: No Amplification. When the aggregator colludes with the auxiliary server, the MPDP falls back to the original DP model. In SH, there is still LDP guarantee as each user adds local noise. In HE, there is no privacy protection at all, as each user sends their true values.

When Users Collude: Possibility Missed by Previous Literature. When we prove for DP/LDP guarantees, we assume the adversary has access to all users' true sensitive values except the victim, i.e., D_{-n} . We note that in SH, such an adversary may also have access to $A_l(D)_{-n}$. Such cases include the users (except the victim) collude with the server; or the server is controlling the users (except the victim). Of course there could also be cases that the adversary knows D_{-n} but not $A_l(D)_{-n}$, e.g., the users report true values on another website, which colludes with the server. But we note that in this case, the victim's true value may also be leaked.

Thus, it is possible but less meaningful to assume that the adversary knows D_{-n} but not $A_l(D)_{-n}$ as in SH, which

makes the shuffle-based amplification less intuitive in real-world scenarios. On the other hand, in HE, there is still strong privacy guarantee when users collude.

V. MURS: MULTI UNIFORM RANDOM SHUFFLERS

In this section, we describe our proposed protocol MURS, which stands for Multi Uniform Random Shufflers. MURS adopts the SH model and improves over existing techniques for both utility and privacy. MURS has three notable contributions: (1) we propose SLH that theoretically improves over the existing privacy amplification work in SH; (2) we effectively handle the privacy concern when users collude, by having both the auxiliary servers and the users adding noise, and develop corresponding privacy guarantees; (3) we design two novel shuffling protocols to mitigate the threat of collusion and perturbation from auxiliary servers.

Figure 3 provides the road map of this section in three steps: First, we focus on utility improvement and propose SLH; second, we focus on threat model improvement and propose a generic protocol MURS; third, we design the two protocols MURSS and MURSO.

A. Symmetric Local Hashing (SLH)

We choose the SH model instead of the HE model because it is more computation- and communication-efficient, and it can scale well with the domain \mathcal{D} . In HE, as one-hot encoding is used, the communication and computation overhead is large. In particular, for n users with domain \mathcal{D} , the communication bandwidth is $n \cdot |\mathcal{D}|$ times the size of the HE ciphertext. In addition, each estimate requires n expensive HE operations.

As pointed out in Section II-B, GRR has poor utility when the domain size $|\mathcal{D}|$ is large. Note that in LDP, OLH the is state-of-the-art mechanism, whose utility does not depend on $|\mathcal{D}|$. By utilizing the local hashing idea behind OLH, we find that by carefully calibrating the parameters, we are able to construct a mechanism whose utility is both empirically and theoretically better and does not depend on $|\mathcal{D}|$. We propose symmetric local hashing (SLH) that uses the local hashing idea described in Section II-A. In particular, each user first selects a random hash function H , and then hashes the value v into a smaller domain $H(v) \in [d']$. For simplicity, we assume d' is an integer. The user then perturbs $H(v)$ to y , and reports H and y together. Note that in SLH, d' is set to be $e^{\epsilon_l/2} + 1$ rather than $e^{\epsilon_l} + 1$ as in OLH. This is because we want to set a good "privacy blanket" to provide better privacy-utility tradeoff (the intuition will be more clear in Theorem 3).

Now we analyze the privacy guarantee of using SLH in SH (SH-SLH). We examine the three adversaries as listed in Table III. Given that each user applies an ϵ_l -DP SLH locally, the adversaries Adv_3 and Adv_2 are ϵ_l -DP, similar to SH. For adversary Adv_1 , the privacy guarantee is different from SH. In particular, we have:

Theorem 3. *Using ϵ_l -DP SLH in SH is ϵ_c -DP against Adv_1 , where*

$$\epsilon_c = 2\sqrt{14 \ln(4/\delta) \cdot \frac{e^{\epsilon_l/2} + 1}{n - 1}} \quad (4)$$

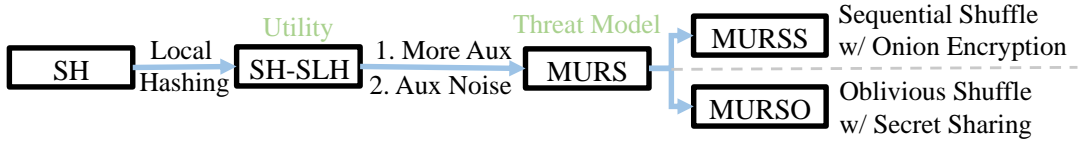


Fig. 3. Roadmap of the design process. We adopt the SH model. Then we propose SLH which uses the idea of local hashing (for better utility). Next we propose MURS by introducing multiple auxiliary servers and having them add additional noise (for better threat model). MURSS and MURSO are two instantiations of MURS.

After obtaining the users' shuffled reports, the server can apply Equation 3 with $d' = e^{\epsilon_l/2} + 1$ to obtain frequency estimation for each $v \in \mathcal{D}$. By applying Theorem 3 together with Theorem 2 from [46], we can see the following.

Lemma 4. *The variance of using SLH is $\frac{e^{\epsilon_l/2}}{n(e^{\epsilon_l/2}-1)^2}$. Replacing ϵ_l with ϵ_c using Theorem 3, the variance of SLH is $\frac{\frac{\epsilon_c^2(n-1)}{56 \ln(4/\delta)} - 1}{n\left(\frac{\epsilon_c^2(n-1)}{56 \ln(4/\delta)} - 2\right)^2} = \frac{\epsilon_c^2(n-1)(56 \ln(4/\delta)) - (56 \ln(4/\delta))^2}{n(\epsilon_c^2(n-1) - 112 \ln(4/\delta))^2}$.*

The proofs are deferred to Appendix A. Compared to existing work listed in Table I, ϵ_c in SLH does not increase with d . Moreover, the utility (measured by variance) is better and does not degrade with d .

Comparison with Parallel Work. Parallel to our work, [8], [30] propose mechanisms to improve utility in this model. Among them [8] gives better utility which does not depend on $|\mathcal{D}|$. Similar to our method, its proof also utilizes Theorem 1. But the approach is different. In particular, [8] first transforms the data using one-hot encoding, then independently increment values in each location with probability $p = 1 - \frac{200}{\epsilon_c^2 n} \ln(4/\delta)$. We call this method AUE for appended unary encoding. As each location is essentially a Bernoulli bit, its variance is $p(1-p) = \frac{200}{\epsilon_c^2 n} \ln(4/\delta) \left(1 - \frac{200}{\epsilon_c^2 n} \ln(4/\delta)\right)$. Compared with Lemma 4, this gives comparable results (differ by only a constant). But this protocol itself is not LDP. Moreover, as one-hot encoding is used, the communication cost for each user is linear in $|\mathcal{D}|$, which is even worse than GRR. We will empirically compare with [8] in the experimental evaluation section.

B. Fake Response from Auxiliary Servers

While existing work only introduces one auxiliary server, we note that this design is risky, as there is no privacy advantage once the auxiliary server colludes with the server. We thus introduce r auxiliary servers, which is a standard approach in other settings (e.g., e-voting [5], private messaging [44]), to provide a better trust model. That is, unless the number of colluding auxiliary servers reach a certain threshold, there is still some privacy amplification effect.

Moreover, as discussed in Section IV-E, when the adversary knows everyone else's true values, it is likely that these users also share their reported values, invalidating any privacy amplification results. To mitigate this concern, privacy protection from outside each user is required. In this case, we equip the auxiliary servers with some additional function that introduces noise to the result. There can be different ways to do this. We propose to have the auxiliary servers add n_r uniform random fake reports.

Algorithm 1 MURSS: MURS with Sequential shuffling

User i : Value v_i

- 1: $Y = \text{FO}(v_i)$
- 2: $c_{1,i} \leftarrow \text{Enc}_{pk_s, pk_a^r, \dots, pk_a^1}(Y)$
- 3: Send $c_{1,i}$ to auxiliary server 1

Auxiliary Server j : Ciphertexts $\langle c_{j,i} \rangle_{i \in [n+(j-1) \cdot n_u]}$

- 1: **for** $i \leftarrow 1$ to $n + j \cdot n_u$ **do**
- 2: **if** $i \leq n + (j-1) \cdot n_u$ **then**
- 3: $c_{j+1,i} \leftarrow \text{Dec}_{sk_a^j}(c_{j,i})$
- 4: **else** ▷ Generate fake reports
- 5: Sample Y' uniformly from output space of FO
- 6: $c_{j+1,i} \leftarrow \text{Enc}_{pk_s, pk_a^r, \dots, pk_a^{j+1}}(Y')$
- 7: Shuffle $\langle c_{j+1,i} \rangle_{i \in [n+j \cdot n_u]}$ and send to the next server

Server: Ciphertexts $\langle c_{r+1,i} \rangle_{n+n_r}$

- 1: **for** $i \leftarrow 1$ to $n + n_r$ **do**
- 2: $Y_i \leftarrow \text{Dec}_{sk_s}(c_{r+1,i})$
- 3: $Y \leftarrow \langle Y_i \rangle_{i \in [n+j \cdot n_u]}$
- 4: For any $v \in \mathcal{D}$, estimate f'_v using Y and Equation (5)

We propose a generic protocol called MURS (Multi Uniform Random Shufflers). MURS differs from SH by (1) introducing multiple shufflers, and (2) having both the auxiliary servers and the users adding noise. MURS can work with any FO (e.g., GRR and OLB). As there are n_r uniform fake reports added, the server needs an additional correction step after obtaining the estimation. In particular, for any $v \in \mathcal{D}$, the server estimates frequency \tilde{f}_v using FO (e.g., Equation (2) or (3)) and the LDP reports Y . The server then corrects the estimation by obtaining

$$f'_v = \frac{n + n_r}{n} \tilde{f}_v - \frac{n_r}{n} \frac{1}{d} \quad (5)$$

In what follows, we present two modes of MURS: MURSS (MURS with Sequential shuffling), and the second is called MURSO (MURS with Oblivious shuffling).

Sequential Shuffling using Onion Encryption (MURSS).

We first propose a sequential approach in which each of the r auxiliary servers (shufflers) adds $n_u = n_r/r$ fake reports while shuffling. That is, the first shuffler receives the users' LDP report as input, and draws n_u fake reports. This shuffler then shuffles all the reports and sends them to the second shuffler, who draws another n_u fake reports, shuffles all the reports, and sends them to the next shuffler. This procedure proceeds until the last shuffler sends the result to the server. As onion encryption is used during the process, each party decrypts one layer of encryption, and only the server obtains $n + n_r$ LDP reports.

Algorithm 1 shows the protocol of MURSS. The users obtain r shufflers' public keys pk_1, \dots, pk_r and the server's

public key pk_s . Then each user encrypts his/her LDP report Y with public-key encryption in the reverse order to obtain ciphertext c , i.e., $c = \text{Enc}_{pk_1}(\dots(\text{Enc}_{pk_r}(\text{Enc}_{pk_s}(Y))))$, and sends c to the first auxiliary server. The first auxiliary server then decrypts the outer-most layer from the reports using its secret key sk_1 , and mixes them with another n_u randomly drawn LDP reports. Note that those n_u reports are encrypted with public keys of the remaining servers, so that they are indistinguishable from the n real reports. The $n + n_u$ reports are then sent to the next shuffler. Finally, the server decrypts the inner-most layer of the encryption to obtain the results and evaluates them as described in Equation (5).

It can be seen that in this protocol, as all the auxiliary servers shuffle the reports, as long as one shuffler is honest, the server cannot identify the reports to the users. We will discuss the detailed privacy and utility guarantees in Section V-C and V-D. For robustness, as discussed in Section IV-D, one should take care of the case where the auxiliary server perturbs the result. That is, the auxiliary servers should not replace the users' reports to change the final estimation. Moreover, as fake reports are added in our setting, it is required the fake reports are uniform.

To mitigate the first threat, we can use an idea of spot-checking. That is, the server can add dummy accounts before the system setup, then it can check whether the reports from his accounts are tempered. We present the details of this idea in Appendix B. For the second threat, we find that it hard to handle in MURSS. Specifically, a dishonest auxiliary server may draw fake reports from some skewed (instead of uniform) distribution in order to mislead the analyzer and achieve a more favorable result for himself. There is no way to self-prove the randomness he used, except by introducing extra randomness from external domains. This fact leads us to design our second approach.

Oblivious Shuffling using Secret Sharing (MURSO). We first present a naive solution using secret sharing and oblivious shuffle OblivSH [15], [33]. The n users each splits his/her LDP reports into r shares between the r auxiliary servers. Each of the auxiliary server then uniformly draw one share for each of the n_r fake reports. Thus the auxiliary servers each has $n + n_r$ shares that sum to the n reports from users and n_r report that are random. An oblivious shuffle protocol is then executed among the auxiliary servers to shuffle the $n + n_r$ shares at each auxiliary server simultaneously. Finally the r auxiliary servers send their shares to the server, who combines the shares, obtains the results, and evaluates them as described in Equation (5). The oblivious shuffle protocol OblivSH here ensures that as long as the majority of the auxiliary servers do not collude, the permutation is oblivious. The details of OblivSH are presented in Appendix C1.

However, this solution suffers from a threat that, even without the server, half of the shufflers can collude to recover the user reports. We note that this is undesirable from the server's perspective. To mitigate this concern, we design a new oblivious shuffle protocol OblivSHA that uses additive homomorphic encryption (Additive HE). OblivSHA works similarly to OblivSH except that one shuffler will possess encrypted shares, which are shuffled and randomized just like normal additive shares except that they are then processed under HE.

Algorithm 2 MURSO: MURS with Oblivious shuffling

User i : Value v_i

- 1: $Y_i = \text{FO}(v_i)$
- 2: Split Y_i into r shares $\langle Y_{i,j} \rangle_{j \in [r]}$
- 3: **for** $j \in [r - 1]$ **do**
- 4: Send $Y_{i,j}$ to auxiliary server j
- 5: Send $c_{i,r} \leftarrow \text{Enc}_{pk_s}(Y_{i,r})$ to auxiliary server r

Auxiliary Server $j \in [r - 1]$: Shares $\langle Y_{i,j} \rangle_{i \in [n]}$

- 1: **for** $k \in [n_r]$ **do** \triangleright Generate shares of fake reports
- 2: Sample $Y'_{k,j}$ uniformly from output space of FO
- 3: Participate in OblivSHA with $\langle Y_{i,j} \rangle_{i \in [n+n_r]}$ and send the shuffled result $\langle W_{i,j} \rangle_{i \in [n+n_r]}$ to the server

Auxiliary Server r : Encrypted shares $\langle c_{i,r} \rangle_{i \in [n]}$

- 1: **for** $k \in [n_r]$ **do** \triangleright Encrypted shares of fake reports
- 2: Sample $Y'_{k,r}$ uniformly from output space of FO
- 3: $c'_{k,r} \leftarrow \text{Enc}_{pk_s}(Y'_{k,r})$
- 4: Participate in OblivSHA with $\langle c_{i,r} \rangle_{i \in [n+n_r]}$ and send the shuffled result $\langle \hat{c}_{i,r} \rangle_{i \in [n+n_r]}$ to the server

Server: Shares $\langle W_{i,j} \rangle_{i \in [n+n_r], j \in [r-1]}$ and $\langle \hat{c}_{i,r} \rangle_{i \in [n+n_r]}$

- 1: Add the shares together and decrypt to reconstructs Y
 - 2: For any $v \in \mathcal{D}$, estimate f'_v using Y and Equation (5)
-

The details of OblivSHA are given in Appendix C2. To use OblivSHA, each user needs to encrypt one share (w.l.o.g., the r^{th} share) using the server's public key pk_s before uploading. And the server needs to decrypt $n + n_r$ in the end. The full MURSO protocol is described in Algorithm 2.

MURSO can effectively solve the second threat in MURSS. A malicious shuffler can draw its shares from a biased distribution; but those shares will then be "masked" by other honest shufflers' random shares and become uniformly random. Moreover, the users' reports are protected from the auxiliary servers; and the server cannot learn the permutation unless he can corrupt more than half of the auxiliary servers.

C. Privacy Analysis

We first analyze the privacy guarantee of MURS against Adv_1 through Adv_3 , assuming the server colludes with all the auxiliary servers in Adv_3 (i.e., $t = r$). We then discuss the guarantees for MURSS and MURSO under smaller t . The value δ is the same across all the analysis and thus ignored.

The server's view is the shuffled reports; and the reports are from users and some randomly drawn input. We have $\text{Adv}_1 = \mathbf{A}_s(\mathbf{A}_l(D) || \mathbf{A}_l(U_{n_r}))$, where $||$ here concatenates two tuples. If the users collude, the server can subtract $\mathbf{A}_l(D)_{-n}$ from Adv_1 to obtain $\text{Adv}_2 = \mathbf{A}_s(\mathbf{A}_l(v_n) || \mathbf{A}_l(U_{n_r}))$. If all the auxiliary servers collude with the server, the permutation and the added reports are revealed, and one has $\text{Adv}_3 = \mathbf{A}_l(D)$. The following theorem gives the precise privacy guarantee for each of the adversaries:

Theorem 5. *If MURS is ϵ_l -DP against Adv_3 , then it is ϵ_s -DP*

against Adv_2 and ϵ_c -DP against Adv_1 , where

$$\epsilon_s = 2\sqrt{14 \ln(4/\delta) \cdot \frac{e^{\epsilon_l/2} + 1}{n_r}} \quad (6)$$

$$\epsilon_c = 2\sqrt{14 \ln(4/\delta) \cdot \frac{e^{\epsilon_l/2} + 1}{n - 1 + n_r}} \quad (7)$$

The proof is deferred to Appendix A. The intuition is that the noise is transformed to Binomial mechanism; and one can follow Theorem 3 to argue they satisfy DP. Note that one can also use GRR in MURS, and we have a similar theorem, whose proof is also deferred to Appendix A:

Theorem 6. *If MURS using GRR is ϵ_l -DP against Adv_3 , then it is ϵ_s -DP against Adv_2 and ϵ_c -DP against Adv_1 , where*

$$\epsilon_s = \sqrt{14 \ln(2/\delta) \cdot \frac{d}{n_r}}$$

$$\epsilon_c = \sqrt{14 \ln(2/\delta) / \left(\frac{n-1}{e^{\epsilon_l} + d - 1} + \frac{n_r}{d} \right)}$$

MURSS and MURSO act differently against Adv_3 under $t < r$ (denoted by Adv_3^t). That is, in MURSS, by colluding with t auxiliary servers for $t < r$, the server only obtains $t \cdot n_u$ fake reports. Theorem 5 and 6 still apply, with n_r replaced by $n_r - t \cdot n_u$. On the other hand, the privacy guarantees for MURSO do not degrade unless the server can corrupt more than $\lfloor r/2 \rfloor$ auxiliary servers. That is, MURSO is ϵ_c -DP against Adv_3^t for $t < \lfloor r/2 \rfloor$; but ϵ_l -DP against Adv_3^t for $t \geq \lfloor r/2 \rfloor$.

D. Utility Analysis

We analyze the utility of MURS from the perspective of the server. In particular, we measure the expected squared error

$$\frac{1}{d} \sum_{v \in \mathcal{D}} \mathbb{E} \left[(\tilde{f}_v - f_v)^2 \right]$$

where $d = |\mathcal{D}|$, f_v is the true frequency of value $v \in \mathcal{D}$, i.e., $f_v = \frac{1}{n} \sum_{i \in [n]} \mathbb{1}_{\{v_i=v\}}$, and \tilde{f}_v from Equation (5) is the server's estimation of f_v . We first show \tilde{f}_v is unbiased.

Lemma 7. *The server's estimation \tilde{f}_v from Equation (5) is an unbiased estimation of f_v , i.e.,*

$$\mathbb{E} \left[\tilde{f}_v \right] = f_v$$

The proof is deferred to Appendix A. Given that, the expected squared error equals variance, i.e.,

$$\frac{1}{d} \sum_{v \in \mathcal{D}} \mathbb{E} \left[(\tilde{f}_v - f_v)^2 \right] = \frac{1}{d} \sum_{v \in \mathcal{D}} \text{Var} \left[\tilde{f}_v \right]$$

Now we derive the expected squared error of \tilde{f}_v . For SLH alone, \tilde{f}_v was shown in Equation (3). Its variance has been shown in [46], but note that our setting is slight different, as we have a total population of $n + n_r$ users, and we need to subtract n_r/d from the result.

Theorem 8. *If \mathbf{A}_1 is ϵ_c -DP, and fix n and n_r , the expected squared error is bounded by*

$$\frac{e^{\epsilon_l/2}}{(e^{\epsilon_l/2} - 1)^2} \frac{n + n_r}{n^2} + \frac{d - 1}{d^2} \frac{n_r}{n^2}$$

where ϵ_l satisfies the Equation (7).

The proof is deferred to Appendix A. Note that if GRR is used in MURS, we have similar analyses, as shown in Appendix A.

E. Discussion and Guideline

MURS strengthens SH from three perspectives: First, it improves utility of SH by the SLH primitive. Second, it provides better privacy guarantee when users collude with the server, which is an assumption made in DP. Third, it makes the threat of the server colluding with the auxiliary server more difficult. There are issues and extensions that are notable.

Tradeoff between MURSS and MURSO. Both MURSS and MURSO are instantiations of MURS. MURSS uses onion encryption; and MURSO uses secret sharing and oblivious shuffle. As a result, MURSO can effectively defend against biased fake tuples from auxiliary servers. But if the server compromised more than half of the shufflers, he can figure out the order of the permutation and the model degrades to LDP. On the other hand, in MURSS, the order is clear only when all the shufflers are compromised, but each shuffler may insert non-uniform fake reports. In terms of complexity, both methods incur well acceptable overhead for the reasonable r values we consider: 3 and 7. But for larger r , as demonstrated in the evaluation, the communication cost of MURSS prohibits its adoption.

Choosing Parameters. Given the desired privacy level $\epsilon_1, \epsilon_2, \epsilon_3$ against the three adversaries $\text{Adv}_1, \text{Adv}_2, \text{Adv}_3$, respectively. Also given the domain size d , number of users n , and δ , we want to ask what is the best configuration in terms of server's utility?

Local perturbation is necessary to satisfy ϵ_3 -DP against Adv_3 , i.e., $\epsilon_l \leq \epsilon_3$. To achieve ϵ_2 when other users collude, noise from auxiliary servers are also necessary, i.e., $\epsilon_s \leq \epsilon_2$. Given that, to satisfy $\epsilon_c \leq \epsilon_1$, if we have to add more noise, we have the option to configure the two kinds of noise. Note that this holds even when satisfying $\epsilon_s \leq \epsilon_2$. That is, the natural way is to add noisy reports from the auxiliary server, but we can also lower ϵ_l at the same time. As we have the privacy and utility expressions, we can numerically search the optimal configuration of n_r and ϵ_l .

VI. EVALUATION

The purpose of the evaluation is two-fold. First, we want to measure the utility of MURS, i.e., how much it improves over SH; and how practical it is. Second, we want to measure the communication and computation overhead of MURS, to see whether the technique is applicable in practice.

As a highlight, our MURS can make estimations that has absolute errors of $< 0.01\%$ in reasonable settings, improving orders of magnitude over SH. The overhead is small and

practical. We have implemented a prototype system of MURS and will open source the code.

A. Experimental Setup

Datasets. We run experiments on two real datasets.

- IPUMS [43]: The US Census data for the year 1940. We sample 1% of users, and use the city attribute (N/A are discarded). This results in $n = 602325$ users and $d = 915$ cities.
- Kosarak [2]: A dataset of 1 million click streams on a Hungarian website that contains around one million users with 42178 possible values. For each stream, one item is randomly chosen.

Competitors. We compare the following methods:

- SH: The shuffler-based approach using GRR [9].
- AUE: Method from [8]. It first transforms each user’s value using one-hot encoding. Then the values (0 or 1) in each location is incremented w/p $p = 1 - \frac{200}{\epsilon_c^2 n} \ln(4/\delta)$. Note that it is not an LDP protocol, and its communication cost is $O(d)$.
- SH-SLH: We use SLH instead of GRR in SH as introduced in Section V-A.
- MURS: We compare the two instantiations MURSS and MURSO from the perspective of the computation and communication complexity in Section VI-D.

Implementation. The prototype was implemented using Python 3.6 with fastcdsa 1.7.4, pycrypto 2.6.1, python-xxhash 1.3.0 and numpy 1.15.3 libraries. For MURSS, we generate a random AES key to encrypted the message using AES-128-CBC, and use the ElGamal encryption with elliptic curve secp256r1 to encrypt the AES key. For the HE in MURSO, we use DGK [22] with 3072-bits ciphertext. All of the encryption used satisfy 128-bit security.

Metrics. We use mean squared error (MSE) of the estimates as metrics. For each value v , we compute its estimated frequency \hat{f}_v and the ground truth f_v , and calculate their squared difference. Specifically,

$$\text{MSE} = \frac{1}{|\mathcal{D}|} \sum_{v \in \mathcal{D}} (f_v - \hat{f}_v)^2$$

Methodology. For each dataset and each method, we repeat the experiment 100 times, with result mean and standard deviation reported. The standard deviation is typically very small, and barely noticeable in the figures.

B. Improvement of using SLH in SH

We first show that in terms of utility, how much better one can get by adopting SLH in SH. Besides SH and SH-SLH, we also evaluate a parallel work from [8], a baseline method (Base) that always outputs a uniform distribution, and the Laplace mechanism (Lap) that represents the lower bound.

Figure 4 shows the utility comparison of the methods. We vary the overall privacy guarantee ϵ_c against the server

only (Adv_1) from 0.1 to 1, and plot MSE. First of all, there is no privacy amplification for SH when ϵ_c is below a threshold. The threshold is linear in \sqrt{d} . In particular, when $\epsilon_c < \sqrt{\frac{14 \ln(2/\delta)(d-1)}{n-1}}$, $\epsilon_l = \epsilon_c$. We only show results on the IPUMS dataset because for the Kosarak dataset, d is too large so that SH cannot benefit from amplification. When there is no amplification, the utility of SH is poor, even worse than the random guess baseline method. Compared to SH, our improved SH-SLH method can always enjoy the privacy amplification advantage, and gets better utility result, especially when ϵ_c is small. SH-SLH also performs around $3\times$ better than AUE [8], especially when $\epsilon > 0.2$. Note that the communication cost of AUE is $O(n \cdot d)$, where SH-SLH costs only $O(n)$. Moreover, AUE itself is not LDP.

There is a gap of around 2 orders of magnitude between SH-SLH and the lower bound Lap, achieved by the central DP Laplace mechanism (Section II-A). Moreover, Lap has $\delta = 0$ while SH requires $\delta > 0$. Note that the current analysis of the amplification effect (i.e., Theorem 3) is not tight. And SH-SLH can benefit from tighter analysis.

C. Utility Evaluation of MURS

We show the MSE of MURS in Figures 5, varying the number of added uniform samples n_r in the evaluation. In this case, SH-SLH is a special case where $n_r = 0$. In Figures 5, each line corresponds to a value of ϵ_c . Overall, MSE of MURS gets smaller with larger ϵ_c . For each specific ϵ_c , when n_r increases, utility always gets worse. Note that here we do not limit the range of n_r , which corresponds to the case where there is no constraints on ϵ_s (for the second adversary composed of the server and other users) and ϵ_l (the LDP parameter). Fixing ϵ_c , a larger n_r provides better privacy guarantee against Adv_2 (smaller ϵ_s), while each individual user can add less noise locally (larger ϵ_l).

Fixing ϵ_c , the estimation variance is composed of two parts, one from the LDP perturbation (e.g., SLH), and the other from the n_r uniformly drawn samples. By increasing n_r , the second variance increases; but the first variance is reduced. The empirical results from Figure 5 show that in those settings, one should always set $n_r = 0$. Note that in practice, one can always numerically compute the optimal n_r from the theorems in Section V.

D. Complexity Evaluation

We evaluate the computational and communication costs of MURSS and MURSO, focusing on the overhead introduced by the encryption and shuffling. We run the experiments on servers running Linux kernel version 5.0 with Intel Xeon Silver 4108 CPU @ 1.80GHz and 128GB memory. We assume there are $r = 3$ and $r = 7$ auxiliary servers. The results are listed in Table IV. As both methods scales with $n + n_r$, we fix n to be 1 million and ignore n_r .

User Overhead. Overall, the user-side computation and communication overhead are small for both methods. The computation only involves sampling, secret-sharing, and r times of encryption operations. All of them are fast. Note that in MURSS, as onion encryption is used, its overhead is larger

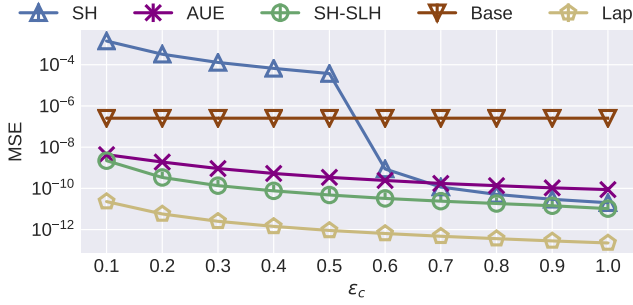
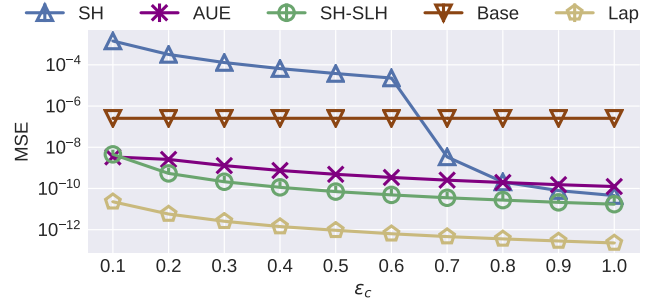
(a) $\delta_c = 10^{-6}$ (b) $\delta_c = 10^{-9}$

Fig. 4. Results of MSE varying ϵ_c on the IPUMS dataset. Base is the baseline method that always outputs $1/d$ for each estimation. Lap stands for Laplace mechanism, which is the lower bound for DP.

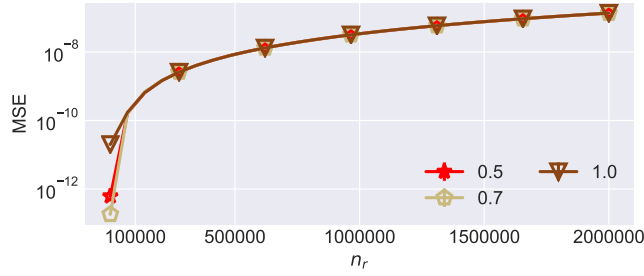
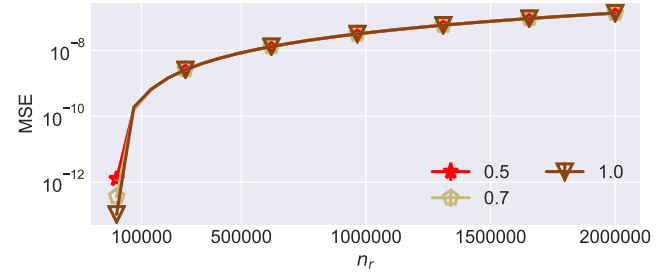
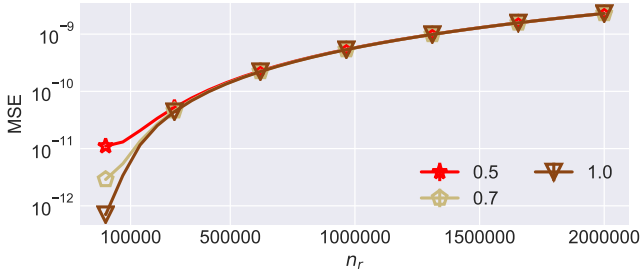
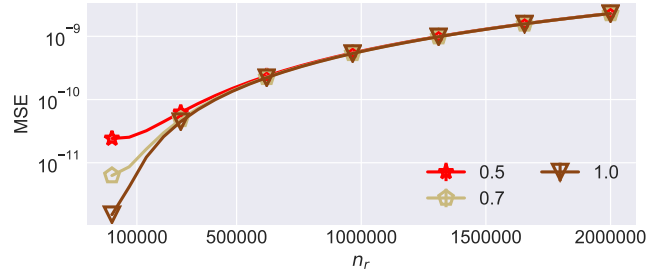
(a) IPUMS, $\delta_c = 10^{-6}$ (b) IPUMS, $\delta_c = 10^{-9}$ (c) Kosarak, $\delta_c = 10^{-6}$ (d) Kosarak, $\delta_c = 10^{-9}$

Fig. 5. MSE of MURS varying n_r , where n_r is the number of random reports added by the auxiliary servers. Each line corresponds to a different setting of ϵ_c . MSE grows with n_r . When n_r is large, noise from the random reports becomes dominant.

and grows linearly with respect to r . The communication cost for each user is also very limited.

Auxiliary Server Overhead. For each auxiliary server in MURSS, the computation cost lies in n decryptions (for one layer), sampling n_u random reports (with necessary encryption), and then shuffling. Note that the decryptions is done in parallel. In this implementation, we use 32 threads for demonstration. But with more resource, the processing time can be faster.

In MURSS, an ElGamal ciphertext is a tuple $\langle P, C \rangle$, P is a point in the secp256r1 curve and thus can be represented by 256×2 bits; and C is a number in $\{0, 1\}^{256}$. That is, we need 96 bytes to store the encrypted AES key for each layer. For SLH, we let each user randomly select an 8-byte seed as the random hash function. After padding, each message is $32 + 96(k + 1)$ bytes, where k is the number of layers used for

auxiliary servers. One additional layer is used for the server. Given $n = 1$ million users and r auxiliary servers, there will be $\frac{1}{r} \times n \times \sum_{k=1}^r (32 + 96(k + 1)) = 672$ MB data sent to the three auxiliary servers.

MURSO is made up of $\binom{r}{\lfloor r/2 \rfloor + 1}$ rounds of sorting. Since a well-implemented sorting on 1 million elements takes only several milliseconds, the computation cost of shuffling is minor for the auxiliary servers. In addition, our protocol require each auxiliary server do $\binom{r}{\lfloor r/2 \rfloor + 1} \cdot n/r$ homomorphic additions during shuffling. As Table IV indicates, all of these cryptographic operations are efficient. The cost is no more than one second with $n = 1$ million reports.

According to the analysis of oblivious shuffle from [33], each auxiliary server's communication cost is $O(2^r \sqrt{rn})$. In addition, our protocol sends n encrypted shares each round, which introduces another communication cost of $O(2^r n / \sqrt{r})$ by similar analysis (multiplied with a larger constant factor

Metric \ Method	MURSS		MURSO	
	$r = 3$	$r = 7$	$r = 3$	$r = 7$
User comp. (ms)	21	50	1.6	1.6
User comm. (Byte)	416	800	400	432
Aux. comp. (s)	213	214	0.2	0.7
Aux. comm. (MB)	224	416	429.8	3293.3
Server comp. (s)	213	213	65	65
Server comm. (MB)	128	128	392	408

TABLE IV. COMPUTATION AND COMMUNICATION OVERHEAD OF MURSS AND MURSO FOR EACH USER, EACH AUXILIARY SERVER, AND THE SERVER. WE ASSUME $n = 10^6$ AND $r = 3$ OR 7 .

because of the 3072-bit DGK ciphertexts). In experiments with 1 million users and 3 auxiliary servers, we observe that each auxiliary server needs to send 430 MB. In a more expensive case with 7 auxiliary servers, it becomes 3.3 GB. While the communication cost is higher than that of MURSS, we note that the cost is tolerable in our setting, as the data collection does not happen frequently.

Server Overhead. For MURSS, the server computation overhead is similar to that of the auxiliary servers, as they all decrypt one layer. The server’s communication cost (measured by amount of data received) is lower though, as there is only one layer of encryption on the data.

In MURSO, the server needs to collect data from all r auxiliary servers. As only one share is encrypted by DGK, the communication overhead is mostly composed of that part and grows slowly with r . The computation overhead is also dominated by decrypting the DGK ciphertexts.

VII. RELATED WORK

Frequency Oracle. One basic mechanism in LDP is to estimate frequencies of values. There have been several mechanisms [29], [11], [10], [46], [50], [4] proposed for this task. Among them, [46] introduces OLH, which achieves low estimation errors and low communication costs. The application of OLH is crucial for the utility of other application such as heavy hitter identification [10] and frequent itemset mining [40], [48]. And one major contribution of this paper is to introduce an efficient and accurate frequency oracle in the shuffler model.

Relaxed Definitions. Rather than introducing the shuffler, another direction to boost the utility of LDP is to relax its *semantic meaning*. In particular, Wang et al. propose to relax the definition by taking into account the distance between the true value and the perturbed value [45]. More formally, given the true value, with high probability, it will be perturbed to a nearby value (with some pre-defined distance function); and with low probability, it will be changed to a value that is far apart. A similar definition is proposed in [31]. Both usages are similar to the geo-indistinguishability notion in the centralized setting [7]. A similar definition is also proposed in [37], which considers some answers to be sensitive while some not (there is also a DP counterpart called One-sided DP [25]). Our work applied to the standard LDP definition, and we conjecture that these definitions can also benefit from introducing a shuffler without much effort.

There also exist relaxed models that seem incompatible with the shuffler model, i.e., [12] considers the inferring

probability as the adversary’s power; and [47] utilizes the linkage between each user’s sensitive and public attributes.

Distributed DP. In the distributed setting of DP, each data owner (or proxy) has access to a (disjoint) subset of users. For example, each patient’s information is possessed by a hospital. The DP noise is added at the level of the intermediate data owners (e.g., [35]). A special case (two-party computation) is also considered [32], [41]. [34] studies the limitation of two-party DP. In [27], a distributed noise generation protocol was proposed to prevent some party from adding malicious noise. The protocol is then improved by [16]. [36] lays the theoretical foundation of the relationship among several kinds of computational DP definitions.

We consider a different setting where the data are held by each individual users, and there are two parties that collaboratively compute some aggregation information about the users.

DP by Trusted Hardware. In this approach, a trusted hardware (e.g., SGX) is utilized to collect data, tally the data, and add the noise within the protected hardware. The result is then sent to the analyst. Google propose Prochlo [14] that uses SGX. Note that the trusted hardware can be run by the server. Thus [17] and [6] designed oblivious DP algorithms to overcome the threat of side information (memory access pattern may be related to the underlying data). These proposals assume the trusted hardware is safe to use. However, using trusted hardware has potential risks (e.g., [13]). This paper considers the setting without trusted hardware.

Aggregation using Secure Computation. Our work shares similar threat models from work on secure aggregation such as the electronic voting [21] and statistic aggregation [20]. In particular, multiple users compute some information collaboratively without leaking information about their own data. Note that the primary goal of secure aggregation is different: the result must be deterministic and correct, while in MPDP, a significant amount of noise is necessary.

VIII. CONCLUSIONS

In this paper, we study the Multi-Party DP model. We first analyze the different threats and propose a unified view of the privacy definition that models the adversary as an algorithm. We then make observations about existing work. We propose MURS, which can resist more severe threat models, while achieving better privacy-utility tradeoff than existing ones. Finally, we perform experiments to compare different methods and demonstrate the advantage of our proposed method.

REFERENCES

- [1] “Apple differential privacy team, learning with privacy at scale,” available at <https://machinelearning.apple.com/docs/learning-with-privacy-at-scale/appliedifferentialprivacysystem.pdf>.
- [2] “Frequent itemset mining dataset repository,” available at <http://fimi.ua.ac.be/data/>.
- [3] J. M. Abowd, “Protecting the confidentiality of america’s statistics: Adopting modern disclosure avoidance methods at the census bureau,” https://www.census.gov/newsroom/blogs/research-matters/2018/08/protecting_the_conf.html, 2018.
- [4] J. Acharya, Z. Sun, and H. Zhang, “Hadamard response: Estimating distributions privately, efficiently, and with little communication,” in *AISTATS*, 2019.

- [5] B. Adida, “Helios: Web-based open-audit voting,” in *USENIX security symposium*, vol. 17, 2008, pp. 335–348.
- [6] J. Allen, B. Ding, J. Kulkarni, H. Nori, O. Ohrimenko, and S. Yekhanin, “An algorithmic framework for differentially private data analysis on trusted processors,” in *Advances in Neural Information Processing Systems*, 2019, pp. 13 635–13 646.
- [7] M. Andrés, N. Bordenabe, K. Chatzikokolakis, and C. Palamidessi, “Geo-indistinguishability: Differential privacy for location-based systems,” in *20th ACM Conference on Computer and Communications Security*. ACM, 2013, pp. 901–914.
- [8] V. Balcer and A. Cheu, “Separating local & shuffled differential privacy via histograms,” *arXiv preprint arXiv:1909.06879*, 2019.
- [9] B. Balle, J. Bell, A. Gascon, and K. Nissim, “The privacy blanket of the shuffle model,” in *CRYPTO*, 2019.
- [10] R. Bassily, K. Nissim, U. Stemmer, and A. Thakurta, “Practical locally private heavy hitters,” *arXiv preprint arXiv:1707.04982*, 2017.
- [11] R. Bassily and A. Smith, “Local, private, efficient protocols for succinct histograms,” in *Proceedings of the Forty-Seventh Annual ACM on Symposium on Theory of Computing*. ACM, 2015, pp. 127–135.
- [12] A. Bhowmick, J. Duchi, J. Freudiger, G. Kapoor, and R. Rogers, “Protection against reconstruction and its applications in private federated learning,” *arXiv preprint arXiv:1812.00984*, 2018.
- [13] A. Biondo, M. Conti, L. Davi, T. Frassetto, and A.-R. Sadeghi, “The guard’s dilemma: Efficient code-reuse attacks against intel sgx,” in *27th USENIX Security Symposium*, 2018.
- [14] A. Bittau, U. Erlingsson, P. Maniatis, I. Mironov, A. Raghunathan, D. Lie, M. Rudominer, U. Kode, J. Tinnes, and B. Seefeld, “Prochlo: Strong privacy for analytics in the crowd,” in *SOSP*. ACM, 2017, pp. 441–459.
- [15] D. Bogdanov, S. Laur, and J. Willemson, “Sharemind: A framework for fast privacy-preserving computations,” in *European Symposium on Research in Computer Security*. Springer, 2008, pp. 192–206.
- [16] J. Champion, J. Ullman et al., “Securely sampling biased coins with applications to differential privacy,” in *Proceedings of the 2019 ACM SIGSAC Conference on Computer and Communications Security*. ACM, 2019, pp. 603–614.
- [17] T. H. Chan, K.-M. Chung, B. M. Maggs, and E. Shi, “Foundations of differentially oblivious algorithms,” in *SODA*. SIAM, 2019, pp. 2448–2467.
- [18] A. Cheu, A. D. Smith, J. Ullman, D. Zeber, and M. Zhilyaev, “Distributed differential privacy via shuffling,” in *EUROCRYPT*, 2019, pp. 375–403.
- [19] A. R. Chowdhury, C. Wang, X. He, A. Machanavajjhala, and S. Jha, “Crypte: Crypto-assisted differential privacy on untrusted servers,” *SIGMOD*, 2019.
- [20] H. Corrigan-Gibbs and D. Boneh, “Prio: Private, robust, and scalable computation of aggregate statistics,” in *14th {USENIX} Symposium on Networked Systems Design and Implementation ({NSDI} 17)*, 2017, pp. 259–282.
- [21] R. Cramer, M. Franklin, B. Schoenmakers, and M. Yung, “Multi-authority secret-ballot elections with linear work,” in *International Conference on the Theory and Applications of Cryptographic Techniques*. Springer, 1996, pp. 72–83.
- [22] I. Damgård, M. Geisler, and M. Krøigaard, “Efficient and secure comparison for on-line auctions,” in *Australasian Conference on Information Security and Privacy*. Springer, 2007, pp. 416–430.
- [23] I. Damgård, M. Geisler, and M. Kroigaard, “Homomorphic encryption and secure comparison,” *Int. J. Appl. Cryptol.*, vol. 1, no. 1, pp. 22–31, Feb. 2008.
- [24] B. Ding, J. Kulkarni, and S. Yekhanin, “Collecting telemetry data privately,” in *Advances in Neural Information Processing Systems*, 2017, pp. 3574–3583.
- [25] S. Doudalis, I. Kotsogiannis, S. Haney, A. Machanavajjhala, and S. Mehrotra, “One-sided differential privacy,” *arXiv preprint arXiv:1712.05888*, 2017.
- [26] C. Dwork, “Differential privacy,” in *ICALP*, 2006, pp. 1–12.
- [27] C. Dwork, K. Kenthapadi, F. McSherry, I. Mironov, and M. Naor, “Our data, ourselves: Privacy via distributed noise generation,” in *EUROCRYPT*, ser. Lecture Notes in Computer Science, S. Vaudenay, Ed., vol. 4004. Springer, 2006, pp. 486–503.
- [28] Ú. Erlingsson, V. Feldman, I. Mironov, A. Raghunathan, K. Talwar, and A. Thakurta, “Amplification by shuffling: From local to central differential privacy via anonymity,” in *SODA*, 2019, pp. 2468–2479.
- [29] Ú. Erlingsson, V. Pihur, and A. Korolova, “Rappor: Randomized aggregatable privacy-preserving ordinal response,” in *CCS*. ACM, 2014, pp. 1054–1067.
- [30] B. Ghazi, N. Golowich, R. Kumar, R. Pagh, and A. Velingker, “Private heavy hitters and range queries in the shuffled model,” *arXiv preprint arXiv:1908.11358*, 2019.
- [31] M. E. Gursoy, A. Tamersoy, S. Truex, W. Wei, and L. Liu, “Secure and utility-aware data collection with condensed local differential privacy,” *arXiv preprint arXiv:1905.06361*, 2019.
- [32] X. He, A. Machanavajjhala, C. Flynn, and D. Srivastava, “Composing differential privacy and secure computation: A case study on scaling private record linkage,” in *Proceedings of the 2017 ACM SIGSAC Conference on Computer and Communications Security*. ACM, 2017, pp. 1389–1406.
- [33] S. Laur, J. Willemson, and B. Zhang, “Round-efficient oblivious database manipulation,” in *International Conference on Information Security*. Springer, 2011, pp. 262–277.
- [34] A. McGregor, I. Mironov, T. Pitassi, O. Reingold, K. Talwar, and S. Vadhan, “The limits of two-party differential privacy,” in *2010 IEEE 51st Annual Symposium on Foundations of Computer Science*. IEEE, 2010, pp. 81–90.
- [35] B. McMahan and D. Ramage, “Federated learning: Collaborative machine learning without centralized training data,” *Google Research Blog*, vol. 3, 2017.
- [36] I. Mironov, O. Pandey, O. Reingold, and S. Vadhan, “Computational differential privacy,” in *Annual International Cryptology Conference*. Springer, 2009, pp. 126–142.
- [37] T. Murakami and Y. Kawamoto, “Utility-optimized local differential privacy mechanisms for distribution estimation,” in *28th USENIX Security Symposium*, 2019.
- [38] P. Paillier, “Public-key cryptosystems based on composite degree residuosity classes,” in *International Conference on the Theory and Applications of Cryptographic Techniques*. Springer, 1999, pp. 223–238.
- [39] S. Pohlig and M. Hellman, “An improved algorithm for computing logarithms over \mathbb{Z}_p and its cryptographic significance (corresp.),” *IEEE Transactions on Information Theory*, vol. 24, no. 1, pp. 106–110, January 1978.
- [40] Z. Qin, Y. Yang, T. Yu, I. Khalil, X. Xiao, and K. Ren, “Heavy hitter estimation over set-valued data with local differential privacy,” in *CCS*, 2016.
- [41] F.-Y. Rao, J. Cao, E. Bertino, and M. Kantarcioglu, “Hybrid private record linkage: Separating differentially private synopses from matching records,” *ACM Transactions on Privacy and Security (TOPS)*, vol. 22, no. 3, p. 15, 2019.
- [42] E. Roth, D. Noble, B. H. Falk, and A. Haeberlen, “Honeycrisp: large-scale differentially private aggregation without a trusted core,” in *Proceedings of the 27th ACM Symposium on Operating Systems Principles*. ACM, 2019, pp. 196–210.
- [43] S. Ruggles, S. Flood, R. Goeken, J. Grover, E. Meyer, J. Pacas, and M. Sobek, “Integrated public use microdata series: Version 9.0 [database],” 2019.
- [44] J. Van Den Hooff, D. Lazar, M. Zaharia, and N. Zeldovich, “Vuvuzela: Scalable private messaging resistant to traffic analysis,” in *Proceedings of the 25th Symposium on Operating Systems Principles*. ACM, 2015, pp. 137–152.
- [45] S. Wang, Y. Nie, P. Wang, H. Xu, W. Yang, and L. Huang, “Local private ordinal data distribution estimation,” in *INFOCOM 2017-IEEE Conference on Computer Communications*, IEEE. IEEE, 2017, pp. 1–9.
- [46] T. Wang, J. Blocki, N. Li, and S. Jha, “Locally differentially private protocols for frequency estimation,” in *26th USENIX Security Symposium*, 2017.
- [47] T. Wang, B. Ding, J. Zhou, C. Hong, Z. Huang, N. Li, and S. Jha,

“Answering multi-dimensional analytical queries under local differential privacy,” in *SIGMOD*, 2019.

- [48] T. Wang, N. Li, and S. Jha, “Locally differentially private frequent itemset mining,” in *2018 IEEE Symposium on Security and Privacy (SP)*. IEEE, 2018, pp. 127–143.
- [49] S. L. Warner, “Randomized response: A survey technique for eliminating evasive answer bias,” *Journal of the American Statistical Association*, vol. 60, no. 309, pp. 63–69, 1965.
- [50] M. Ye and A. Barg, “Optimal schemes for discrete distribution estimation under locally differential privacy,” *Transactions on Information Theory*, 2018.

APPENDIX

A. Proofs

Proof of Lemma 2.

Proof: For any neighboring datasets D and D' , w.l.o.g., assume they differ in the n -th value. For any set of possible output \mathbf{R} of \mathbf{A}_l ,

$$\begin{aligned} & \Pr[\mathbf{A}_l(D) \in \mathbf{R}] \\ &= \sum_{\mathbf{R} \in \mathbf{R}} \Pr[\mathbf{A}_l(D) = \mathbf{R}] = \sum_{\mathbf{R} \in \mathbf{R}} \prod_{i \in [n]} \Pr[\mathbf{A}_l(t_i) = R_i] \\ &\leq \sum_{\mathbf{R} \in \mathbf{R}} \prod_{i \in [n-1]} \Pr[\mathbf{A}_l(t'_i) = R_i] (e^{\epsilon_l} \Pr[\mathbf{A}_l(t'_n) = R_n] + \delta) \\ &= e^\epsilon \sum_{\mathbf{R} \in \mathbf{R}} \prod_{i \in [n]} \Pr[\mathbf{A}_l(t'_i) = R_i] + \sum_{\mathbf{R} \in \mathbf{R}} \prod_{i \in [n-1]} \Pr[\mathbf{A}_l(t'_i) = R_i] \delta \\ &= e^\epsilon \Pr[\mathbf{A}_l(D') \in \mathbf{R}] + \sum_{\mathbf{R} \in \mathbf{R}} \prod_{i \in [n-1]} \Pr[\mathbf{A}_l(t'_i) = R_i] \delta \\ &\leq e^\epsilon \Pr[\mathbf{A}_l(D') \in \mathbf{R}] + \delta \end{aligned}$$

Proof of Theorem 3.

Proof: We utilize Theorem 1 in the proof. The key is to derive the privacy blanket which follows the Binomial distribution.

Given the SLH report $\langle H_i, y_i \rangle$ for each user i , we can reconstruct a bit-vector B of size d where $B[j] = 1$ if $H_i(j) = y_i$. As the H_i is a random hash function, the bits can be regarded as independent, i.e., $\Pr[B[j] = 1] = \frac{1}{d'} = \frac{1}{e^{\epsilon_l/2} + 1}$ if $j \neq v_i$, and $\Pr[B[j] = 1] = \frac{e^{\epsilon_l}}{e^{\epsilon_l} + d' - 1} = \frac{e^{\epsilon_l/2}}{e^{\epsilon_l/2} + 1}$ if $j = v_i$. Now for any two neighboring datasets $D \simeq D'$, w.l.o.g., we assume they differ in the n -th value, and $v_n = 1$ in D , $v_n = 2$ in D' . By the independence of the bits, probabilities on other locations are equivalent. Thus we only need to examine the summation of bits for location 1 and 2. For each location, there are $n - 1$ users, each reporting the bit with probability

$$\forall y \in \{0, 1\} \Pr[B[j] = y] = (1 - \gamma) \mathbb{1}_{\{(v=j) \oplus y\}} + \gamma \Pr[\text{Uni}(2) = y]$$

where $\gamma = \frac{2}{e^{\epsilon_l/2} + 1}$, $\Pr[\text{Uni}(2) = y] = 1/2$, and \oplus denotes the xor operation. After shuffling, the histogram of $n - 1$ (except the victim's) such random variables follows $\text{Bin}(n - 1, \gamma/d)$. As there are two locations, by Theorem 1, we have $\epsilon_c = 2\sqrt{14 \ln(4/\delta) \cdot \frac{e^{\epsilon_l/2} + 1}{n - 1}}$.

Proof of Lemma 4.

Proof: Given $d' = e^{\epsilon_l/2} + 1$, $p = \frac{e^{\epsilon_l}}{e^{\epsilon_l} + d' - 1} = \frac{e^{\epsilon_l/2}}{e^{\epsilon_l/2} + 1}$, and $q = p = \frac{1}{e^{\epsilon_l} + d' - 1} = \frac{1}{e^{\epsilon_l/2} + 1}$. Using Theorem 3 of [46]:

$$\text{Var}[\tilde{f}_v] = \frac{nq(1 - q) + n f_v (p(1 - p) - q(1 - q))}{n^2(p - q)^2}$$

we have:

$$\text{Var}[\tilde{f}_v] = \frac{n \frac{e^{\epsilon_l/2}}{(e^{\epsilon_l/2} + 1)^2}}{n^2 \frac{(e^{\epsilon_l/2} - 1)^2}{(e^{\epsilon_l/2} + 1)^2}} = \frac{e^{\epsilon_l/2}}{n(e^{\epsilon_l/2} - 1)^2}$$

Proof of Theorem 5.

Proof: As in the analysis, $\text{Adv}_1 = \mathbf{A}_s(\mathbf{A}_l(D) || \mathbf{A}_l \circ \mathbf{A}_u(n_r))$ and $\text{Adv}_2 = \mathbf{A}_s(\mathbf{A}_l(v_n) || \mathbf{A}_l \circ \mathbf{A}_u(n_r))$. That is, Adv_2 outputs the victim's report shuffled with n_r random ones added by the auxiliary server. For Adv_1 , the $n - 1$ reports from other users are also shuffled together.

We assume that for the n_r reports, the server knows the originally sampled values. That is, we prove for the case where the server has strictly more knowledge. This can be done by modifying MURS so that the auxiliary servers notify the server about the original distribution (but not the SLH reports) of the n_r reports. Now this is reduced to the case of SH with SLH, and we can apply Theorem 3 to obtain

$$\epsilon_s = 2\sqrt{14 \ln(4/\delta) / \left(\frac{n_r}{e^{\epsilon_l/2} + 1} \right)}. \text{ The argument for } \text{Adv}_1 \text{ is similar. One can regard the } n_r \text{ reports as from common users (thus there are } n_r + n - 1 \text{ users except the victim), and use Theorem 3 to obtain } \epsilon_c = 2\sqrt{14 \ln(4/\delta) / \left(\frac{n - 1 + n_r}{e^{\epsilon_l/2} + 1} \right)}.$$

Note that in the proof, we assume the adversary has strictly more information, so the derived guarantee may not be tight.

Proof of Theorem 6. For Theorem 6, one can also follow the proof of Theorem 5 to obtain similar guarantees. Here we utilize the fact of GRR to obtain better guarantees:

Proof: Similar to the proof of Theorem 5, we have Adv_2 that outputs the the victim's report shuffled with n_r random ones added by the auxiliary server, and Adv_1 that also mixes the $n - 1$ reports from other users.

Specifically, in the output of Adv_2 , there are n_r random reports that follow uniform distribution over $[d] = \{1, \dots, d\}$ added by the auxiliary server. This can be viewed as the Binomial mechanism with $\text{Bin}(n_r, \frac{1}{d})$. By Theorem 1, we have Adv_2 is $\sqrt{14 \ln(2/\delta) \cdot \frac{d}{n_r}}$ -DP. For Adv_1 , there are $n - 1$ random reports from users, and n_r reports from the auxiliary server. This can be viewed as the Binomial mechanism with $\text{Bin}\left(n - 1 + n_r, \frac{(n - 1)\gamma + n_r}{n - 1 + n_r} \frac{1}{d}\right)$. And by Theorem 1, Adv_1 is ϵ_c -DP.

Proof of Lemma 7.

Proof:

$$\begin{aligned}\mathbb{E} \left[\tilde{f}_v \right] &= \mathbb{E} \left[\frac{1}{n} \left(\sum_{i \in [n+n_r]} \frac{\mathbb{1}_{\{H_i(v)=y_i\}} - q}{p-q} - \frac{n_r}{d} \right) \right] \\ &= \frac{1}{n} \left(\frac{\mathbb{E} \left[\sum_{i \in [n+n_r]} \mathbb{1}_{\{H_i(v)=y_i\}} \right] - (n+n_r)q}{p-q} - \frac{n_r}{d} \right)\end{aligned}$$

The $n+n_r$ reports can be decomposed into two parts, n of them are from the users (because of the shuffler, we cannot identify them, but this does not affect our analysis), and n_r are from the randomly sampled values. For the n reports from users, nf_v of them have original value v ; and for the n_r reports, in expectation, n_r/d of them have original value v . After perturbation, these $nf_v + n_r/d$ reports will have $H(v) = y$ with probability p . The rest $n + n_r - (nf_v + n_r/d)$ reports will have $H(v) = y$ with probability q . By the linearity of expectations, we have

$$\begin{aligned}\mathbb{E} \left[\sum_{i \in [n+n_r]} \mathbb{1}_{\{H_i(v)=y_i\}} \right] &= (nf_v + n_r/d)(p-q) + (n+n_r)q \\ \implies \mathbb{E} \left[\tilde{f}_v \right] &= \frac{1}{n} \left(nf_v + n_r/d - \frac{n_r}{d} \right) = f_v\end{aligned}$$

Proof of Theorem 8.

Proof: With $d' = e^{\epsilon_l/2} + 1$, $p = \frac{e^{\epsilon_l}}{e^{\epsilon_l+d'}-1} = \frac{e^{\epsilon_l/2}}{e^{\epsilon_l/2+1}}$, and $q = p = \frac{1}{e^{\epsilon_l+d'}-1} = \frac{1}{e^{\epsilon_l/2+1}}$, we adapt the proof of [46]:

$$\begin{aligned}\text{Var} \left[\tilde{f}_v \right] &= \text{Var} \left[\frac{1}{n} \left(\sum_{i \in [n+n_r]} \frac{\mathbb{1}_{\{H_i(v)=y_i\}} - q}{p-q} - \frac{n_r}{d} \right) \right] \\ &= \frac{1}{n^2} \text{Var} \left[\sum_{i \in [n+n_r]} \frac{\mathbb{1}_{\{y_i=H_i(v)\}}}{p-q} \right] \\ &= \frac{\sum_{i \in [n+n_r]} \text{Var} \left[\mathbb{1}_{\{y_i=H_i(v)\}} \right]}{n^2 \cdot (p-q)^2}\end{aligned}$$

Here for each of the n users, if his true value is v , we have $\text{Var} \left[\mathbb{1}_{\{y_i=H_i(v)\}} \right] = p(1-p)$, and there are nf_v of them; otherwise, we have $\text{Var} \left[\mathbb{1}_{\{y_i=H_i(v)\}} \right] = q(1-q)$ for the rest $n(1-f_v)$ users. For the uniform responses, as their values are randomly sampled, we have $\text{Var} \left[\mathbb{1}_{\{y_i=H_i(v)\}} \right] = p'(1-p')$,

where $p' = \frac{1}{d}p + \frac{d-1}{d}q = \frac{e^{\epsilon_l/2}+d-1}{d(e^{\epsilon_l/2}+1)}$. Together, we have

$$\begin{aligned}\text{Var} \left[\tilde{f}_v \right] &= \frac{nf_v p(1-p) + n(1-f_v)q(1-q) + n_r p'(1-p')}{n^2(p-q)^2} \\ &= \frac{nq(1-q) + nf_v(p(1-p) - q(1-q)) + n_r p'(1-p')}{n^2(p-q)^2} \\ &= \frac{n \frac{e^{\epsilon_l/2}}{(e^{\epsilon_l/2}+1)^2} + n_r \frac{(e^{\epsilon_l/2}+d-1)(e^{\epsilon_l/2}d - e^{\epsilon_l/2}+1)}{d^2(e^{\epsilon_l/2}+1)^2}}{n^2 \frac{(e^{\epsilon_l/2}-1)^2}{(e^{\epsilon_l/2}+1)^2}} \\ &= \frac{e^{\epsilon_l/2}}{n(e^{\epsilon_l/2}-1)^2} + \frac{n_r(e^{\epsilon_l/2}+d-1)(e^{\epsilon_l/2}d - e^{\epsilon_l/2}+1)}{n^2 d^2 (e^{\epsilon_l/2}-1)^2} \\ &= \frac{e^{\epsilon_l/2}}{n(e^{\epsilon_l/2}-1)^2} + \frac{n_r(d^2 e^{\epsilon_l/2} + (d-1)(e^{\epsilon_l/2}-1)^2)}{n^2 d^2 (e^{\epsilon_l/2}-1)^2} \\ &= \frac{(n+n_r)e^{\epsilon_l/2}}{n^2(e^{\epsilon_l/2}-1)^2} + \frac{n_r d-1}{n^2 d^2}\end{aligned}\tag{8}$$

Finally, as $\text{Var} \left[\tilde{f}_v \right]$ is independent of v ,

$$\begin{aligned}\frac{1}{d} \sum_{v \in \mathcal{D}} \mathbb{E} \left[(\tilde{f}_v - f_v)^2 \right] &= \frac{1}{d} \sum_{v \in \mathcal{D}} \text{Var} \left[\tilde{f}_v \right] \\ &= \frac{e^{\epsilon_l/2}}{(e^{\epsilon_l/2}-1)^2} \frac{n+n_r}{n^2} + \frac{d-1}{d^2} \frac{n_r}{n^2}\end{aligned}$$

Utility of MURS Using GRR.

Lemma 9. *The server's estimation \tilde{f}_v with GRR is an unbiased estimation of f_v , i.e.,*

$$\mathbb{E} \left[\tilde{f}_v \right] = f_v$$

Proof: We can reuse the proof of Lemma 7 with different parameters of $p = \frac{e^{\epsilon_l}}{e^{\epsilon_l+d}-1}$ and $q = \frac{1}{e^{\epsilon_l+d}-1}$. ■

Theorem 10. *If \mathbf{A}_1 is ϵ_c -DP, and fix n and n_r , using GRR, the expected squared error is bounded by*

$$\frac{e^{\epsilon_l} + d - 2}{n(e^{\epsilon_l} - 1)^2} + \frac{d - 2}{dn(e^{\epsilon_l} - 1)} + \frac{n_r(d-1)(e^{\epsilon_l} + d - 1)^2}{d^2 n^2 (e^{\epsilon_l} - 1)^2}$$

where ϵ_l satisfies the Equation (7).

Proof: Different from proof of Theorem 8, we have $p = \frac{e^{\epsilon_l}}{e^{\epsilon_l+d}-1}$, $q = \frac{1}{e^{\epsilon_l+d}-1}$, and $p' = \frac{1}{d}p + \frac{d-1}{d}q = \frac{1}{d} \frac{e^{\epsilon_l}+d-1}{e^{\epsilon_l}+1} = 1/d$. We can work from Equation (8) with pre-calculated quantities $p(1-p) = \frac{e^{\epsilon_l}(d-1)}{(e^{\epsilon_l+d}-1)^2}$, $q(1-q) = \frac{e^{\epsilon_l}+d-2}{(e^{\epsilon_l+d}-1)^2}$, $p(1-p) - q(1-q) = \frac{e^{\epsilon_l}d - e^{\epsilon_l} - e^{\epsilon_l} - d + 2}{(e^{\epsilon_l+d}-1)^2} = \frac{e^{\epsilon_l}(d-2) - (d-2)}{(e^{\epsilon_l+d}-1)^2} = \frac{(e^{\epsilon_l}-1)(d-2)}{(e^{\epsilon_l+d}-1)^2}$, and $p'(1-p') = \frac{d-1}{d^2}$:

$$\begin{aligned}
& \frac{nq(1-q) + nf_v(p(1-p) - q(1-q)) + n_r p'(1-p')}{n^2(p-q)^2} \\
&= \frac{n \frac{e^{\epsilon t} + d - 2}{(e^{\epsilon t} + d - 1)^2} + nf_v \frac{(d-2)(e^{\epsilon t} - 1)}{(e^{\epsilon t} + d - 1)^2} + n_r \frac{d-1}{d^2}}{n^2 \frac{(e^{\epsilon t} - 1)^2}{(e^{\epsilon t} + d - 1)^2}} \\
&= \frac{n(e^{\epsilon t} + d - 2) + nf_v(d-2)(e^{\epsilon t} - 1) + n_r \frac{d-1}{d^2}(e^{\epsilon t} + d - 1)^2}{n^2(e^{\epsilon t} - 1)^2}
\end{aligned}$$

Thus,

$$\begin{aligned}
& \frac{1}{d} \sum_{v \in \mathcal{D}} \mathbb{E} \left[(\tilde{f}_v - f_v)^2 \right] = \frac{1}{d} \sum_{v \in \mathcal{D}} \text{Var} \left[\tilde{f}_v \right] \\
&= \frac{e^{\epsilon t} + d - 2}{n(e^{\epsilon t} - 1)^2} + \frac{d - 2}{dn(e^{\epsilon t} - 1)} + \frac{n_r(d-1)(e^{\epsilon t} + d - 1)^2}{d^2 n^2 (e^{\epsilon t} - 1)^2}
\end{aligned}$$

■

B. Spot Checking

To prevent any auxiliary server from perturbing the result, we propose to use an idea of spot-checking. That is, the server could add n_d dummy accounts before the system setup, then it can check to see whether the reports from his accounts are tempered or not. In particular, for each shuffler j , it cannot distinguish the n_d “canaries” from the other $n + (j - 1) \cdot n_u$ reports. If shuffler j replaces n_a reports, the server can successfully detect that with probability $1 - \left(1 - \frac{n_d}{n + (j-1) \cdot n_u}\right)^{n_a}$. Given a sufficiently large n_d , the server can efficiently restrict any shuffler from this deviation. For example, with $n_d = 5\%(n + n_r)$, the server can detect replacing of $n_a \geq 60$ reports with probability over 95%, with $n_d = 10\%(n + n_r)$, any $n_a \geq 30$ will be detected with probability over 95%.

C. Oblivious Shuffling

1) *OblivSH: Oblivious Shuffle with Secret Sharing*: Recall that the reports are shared between r auxiliary servers. Define $t = \lfloor r/2 \rfloor + 1$ as the number of “hidiers”, and $r - t$ as the number of “seekers”. The resharing-based oblivious shuffle OblivSH [33] proceeds like a “hide and seek” game. In particular, there are $\binom{r}{t}$ partitions of the r auxiliary servers into hidiers and seekers. For each partition, the seekers each splits its vector of shares into t parts and send them to the t hidiers, respectively. Then the hidiers accumulate the shares and shuffle their vectors using an agreed permutation. The shuffled vectors are then split into r shares and distributed to all of the r auxiliary servers. Note that now only the t hidiers know the permutation order. The process proceeds for $\binom{r}{t}$ rounds to ensure that none of the colluding $r - t$ auxiliary servers know about the final permutation order, unless $r - t + 1$ (which is $\lceil r/2 \rceil$) of them collude.

2) *OblivSHA: Improved Oblivious Shuffle via Additive HE*: In MURSO, we introduce secret sharing into the system, which brings another collusion scenario where all auxiliary servers collude to learn the values uploaded by users. We now present the protocol of OblivSH with Additive HE, which we call OblivSHA. Compared to OblivSH, OblivSHA ensures that only the party possessing the public key can recover the reports.

In particular, users send their r^{th} shares with Additive HE to the r^{th} auxiliary server (or any agreed auxiliary server, denoted by E), and the other $r - 1$ shares to the other $r - 1$ auxiliary servers as normal secret sharing. Then data flow of OblivSHA is just like that of OblivSH. Here the difference comes from dealing with HE ciphertext by E . Specifically, E splits its encrypted vector of shares into t new vectors so that $t - 1$ of which are plaintexts, and the last one is still in the ciphertext form (this can be done because of Additive HE). The t shares are randomly sent to the t hidiers. Only one of them will receive the ciphertext share and become the next E . After the group shuffling, the new E splits its vector of shares and sends them to r parties. Note that E 's shares can be split so that $r - 1$ shares are plaintext and the last share is encrypted with HE. As can be seen, the transfer of ciphertext is just like a normal share in OblivSH. Thus OblivSHA strengthens OblivSH in that even if the r auxiliary servers collude, they cannot figure out the users' original reports, because one share is encrypted.

Note that there is a crucial requirement for the HE scheme: it should support a plaintext space of \mathbb{Z}_{2^ℓ} where ℓ is normally 32 or 64 in our case. This is because the fake reports are sampled locally as random ℓ -bit shares, and later they will be encrypted and added in HE form, so that the decrypted result must also corresponds to modulo 2^ℓ as other user reports. Otherwise the fakeness will be detected by the server. Such an HE scheme can be instantiated to be the full-decryption variant of DGK [23] using Pohlig-Hellman algorithm [39].

Corollary 11. *OblivSHA, instantiated with additive HE of plaintext space \mathbb{Z}_{2^ℓ} , is a secure oblivious shuffle protocol in the semi-honest model.*

Proof: The difference of OblivSHA from OblivSH is that additive HE is used for one hider's computation in each round. As long as additive HE does not leak additional information, similar proof about the final shuffling order can be derived from OblivSH [33].

For HE, note that although we use additive HE for one hider's computation in each round, the computation is translated into modulo 2^ℓ in the plaintext space, which is exactly the same as normal secret sharing computation. Therefore, HE does not leak additional information as long as the security assumption of the additive HE holds (hardness of integer factorization in the case of DGK).

■