

Using the fluctuation-dissipation theorem for nonconservative forces

Kiryl Asheichyk^{1,2,*} and Matthias Krüger^{3,†}¹*4th Institute for Theoretical Physics, Universität Stuttgart, Pfaffenwaldring 57, 70569 Stuttgart, Germany*²*Max Planck Institute for Intelligent Systems, Heisenbergstrasse 3, 70569 Stuttgart, Germany*³*Institute for Theoretical Physics, Georg-August-Universität Göttingen, 37073 Göttingen, Germany*

An equilibrium system which is perturbed by an external potential relaxes to a new equilibrium state, a process obeying the fluctuation-dissipation theorem. In contrast, perturbing by nonconservative forces yields a nonequilibrium steady state, and the fluctuation-dissipation theorem can in general not be applied. Here we exploit a freedom inherent to linear response theory: Force fields which perform work that does not couple statistically to the considered observable can be added without changing the response. Using this freedom, we demonstrate that the fluctuation-dissipation theorem can be applied for certain nonconservative forces. We discuss the case of a nonconservative force field linear in particle coordinates, where the mentioned freedom can be formulated in terms of symmetries. In particular, for the case of shear, this yields a response formula, which we find advantageous over the known Green-Kubo relation in terms of statistical accuracy.

PACS numbers: 05.20.-y, 05.40.-a, 05.40.Jc, 82.70.Dd, 83.50.Ax,

The linear response of a classical equilibrium system to a potential perturbation U^{ptb} applied for time $t > 0$ is given by the fluctuation-dissipation theorem (FDT) [1–4],

$$\langle A(t) \rangle^{\text{ptb}} - \langle A \rangle = -\frac{1}{k_B T} [\langle AU^{\text{ptb}} \rangle - \langle A(t)U^{\text{ptb}}(0) \rangle], \quad (1)$$

where A is an observable of interest, k_B is Boltzmann's constant, T is temperature, and $\langle \dots \rangle^{\text{ptb}}$ and $\langle \dots \rangle$ indicate averages in the perturbed and equilibrium system, respectively. The stationary limit of formula (1) can be derived from the equilibrium distribution the system relaxes to.

In contrast, a nonpotential perturbation drives the system to a nonequilibrium steady state. The corresponding (nonequilibrium) distribution is typically unknown [5], and the linear responses to these types of perturbations yield forms fundamentally different from Eq. (1). One hence applies other methods in this case, as equations for a probability distribution [4, 6–8], path integral techniques [9–14] or Malliavin calculus [15–17]. Compared to Eq. (1), the resulting response relations show less universality and typically contain time integration through the transient dynamics of the system (see Refs. [3, 17–21] for specific examples).

In this work, we exploit a simple method for computing the linear response to a nonpotential perturbation via FDT for certain observables, using the freedom of adding forces whose work does not couple to the considered observable. Note that a similar freedom has been discussed in Ref. [22]. We illustrate that, for a force perturbation linear in coordinates, the mentioned freedom can be formulated in terms of symmetries. We study in detail the case of a Brownian system perturbed by simple shear flow, finding a response formula [Eq. (11) below], which is an alternative to the classical Green-Kubo relation [Eq. (12) below]. Using numerical simulations, the

formula is found to have a lower variance for all cases studied, making it advantageous in terms of statistics.

Consider a classical system of N interacting particles, subject to external potentials and coupled to a heat bath at temperature T , in thermal equilibrium at time $t = 0$. For time $t > 0$, the system is perturbed by nonconservative forces $\{\mathbf{F}_i^{\text{ptb}}\}$, with $\mathbf{F}_i^{\text{ptb}}$ acting on particle i at position \mathbf{r}_i . Because the equilibrium state is time symmetric, the linear response of A is related to the work done on the system [3, 23],

$$\langle A(t) \rangle^{\text{ptb}} - \langle A \rangle = \frac{1}{k_B T} \int_0^t dt' \left\langle A(t) \sum_{i=1}^N \mathbf{F}_i^{\text{ptb}}(t') \cdot \dot{\mathbf{r}}_i(t') \right\rangle. \quad (2)$$

If $\mathbf{F}_i^{\text{ptb}}$ is a conservative force, i.e., $\mathbf{F}_i^{\text{ptb}} = -\nabla_i U^{\text{ptb}}$, the work $\int_0^t dt' \sum_{i=1}^N \mathbf{F}_i^{\text{ptb}}(t') \cdot \dot{\mathbf{r}}_i(t') = U^{\text{ptb}}(0) - U^{\text{ptb}}(t)$ depends only on the states, and Eq. (1) follows from Eq. (2).

Notably, response relation (2) displays a freedom in $\mathbf{F}_i^{\text{ptb}}$ when computing the perturbed A : It allows adding perturbation forces $\mathbf{G}_i^{\text{ptb}}$ whose work does not couple to the observable A , i.e.,

$$\int_0^t dt' \left\langle A(t) \sum_{i=1}^N \mathbf{G}_i^{\text{ptb}}(t') \cdot \dot{\mathbf{r}}_i(t') \right\rangle = 0, \quad (3)$$

without changing the response of A . Thus, if a force $\mathbf{G}_i^{\text{ptb}}$ obeying Eq. (3) exists such that adding the two forces results in a potential U^{ptb} ,

$$\mathbf{F}_i^{\text{ptb}} + \mathbf{G}_i^{\text{ptb}} = -\nabla_i U^{\text{ptb}}, \quad (4)$$

then, according to Eq. (2), the response of A to the nonconservative force $\mathbf{F}_i^{\text{ptb}}$ is equivalent to the response to the potential U^{ptb} and given by formula (1). Exploring this possibility of restoring an FDT is the content of this paper.

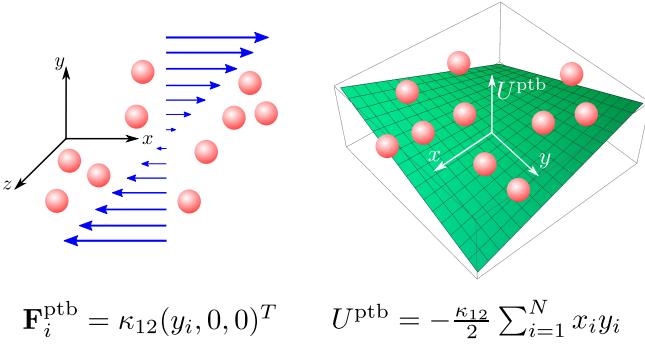


FIG. 1. Illustration of the concept for the case of simple shear, $\mathbf{F}_i^{\text{ptb}} = \kappa_{12}(y_i, 0, 0)^T$. Superposition of $\mathbf{F}_i^{\text{ptb}}$ and $\mathbf{G}_i^{\text{ptb}}$ given by Eq. (6) results in the gradient of the potential $U^{\text{ptb}} = -\frac{\kappa_{12}}{2} \sum_{i=1}^N x_i y_i$. Note that this corresponds to superposition of the shear field with its image mirrored at the plane $x = y$. Given the symmetries detailed in the main text, the linear responses to $\mathbf{F}_i^{\text{ptb}}$ and U^{ptb} are identical.

We investigate the specific case of a force field linear in \mathbf{r}_i ,

$$\mathbf{F}_i^{\text{ptb}} = \boldsymbol{\kappa} \cdot \mathbf{r}_i, \quad (5)$$

with the tensor $\boldsymbol{\kappa}$ independent of particle positions. If $\boldsymbol{\kappa}$ is symmetric, $\mathbf{F}_i^{\text{ptb}}$ derives from a generalized harmonic potential. The case of interest is that $\boldsymbol{\kappa}$ is not symmetric, such that $\mathbf{F}_i^{\text{ptb}}$ of Eq. (5) is not conservative. One natural way of exploring the above-mentioned freedom is by using the transpose of $\boldsymbol{\kappa}$, i.e., it is promising to use

$$\mathbf{G}_i^{\text{ptb}} = \frac{1}{2} (\boldsymbol{\kappa}^T - \boldsymbol{\kappa}) \cdot \mathbf{r}_i. \quad (6)$$

The sum of $\mathbf{F}_i^{\text{ptb}}$ and $\mathbf{G}_i^{\text{ptb}}$ is then immediately found,

$$\mathbf{F}_i^{\text{ptb}} + \mathbf{G}_i^{\text{ptb}} = \frac{1}{2} (\boldsymbol{\kappa} + \boldsymbol{\kappa}^T) \cdot \mathbf{r}_i = -\nabla_i U^{\text{ptb}}(\{\mathbf{r}_i\}), \quad (7)$$

where the potential is identified as

$$U^{\text{ptb}}(\{\mathbf{r}_i\}) = -\frac{1}{4} \sum_{i=1}^N \mathbf{r}_i \cdot (\boldsymbol{\kappa} + \boldsymbol{\kappa}^T) \cdot \mathbf{r}_i. \quad (8)$$

How to satisfy Eq. (3)? Many cases that do so can be identified on the basis of symmetries, as we demonstrate by regarding $\boldsymbol{\kappa} = \kappa_{12} \hat{\mathbf{x}} \otimes \hat{\mathbf{y}}$ (with $\hat{\mathbf{x}}$, $\hat{\mathbf{y}}$, and \otimes denoting unit vectors and the tensor product, respectively), i.e., shear forces (see Fig. 1 for an illustration) [24]. From Eq. (8), the corresponding potential reads

$$U^{\text{ptb}} = -\frac{\kappa_{12}}{2} \sum_{i=1}^N x_i y_i, \quad (9)$$

being a potential with one stable and one unstable direction in the xy plane (see Fig. 1). One direct way of fulfilling Eq. (3) is restricting to systems and observables

which are symmetric under interchange of the x and y coordinates. These are systems for which interaction and external potentials remain the same under interchange $\{x_i\} \leftrightarrow \{y_i\}$, and observables which remain the same under interchange $\{x_i\} \leftrightarrow \{y_i\}$ and $\{v_{ix}\} \leftrightarrow \{v_{iy}\}$ (where v_{ix} denotes the x component of the velocity of particle i). Then condition (3) is fulfilled by symmetry [25]. For example, spherically symmetric potentials and observables like $A = \sum_{i=1}^N x_i y_i$, $A = \sum_{i=1}^N v_{ix} v_{iy}$, or the xy component of the stress tensor [4] comprise these symmetries. Substituting Eq. (9) into Eq. (1), we find that, for these cases, the linear response to shear forcing is given by

$$\begin{aligned} \langle A(t) \rangle^{\text{ptb}} - \langle A \rangle &= \frac{\kappa_{12}}{2k_B T} \left[\left\langle A \sum_{i=1}^N x_i y_i \right\rangle - \left\langle A(t) \sum_{i=1}^N x_i(0) y_i(0) \right\rangle \right]. \end{aligned} \quad (10)$$

Formula (10) thus provides the response to a nonconservative force (shear force) via FDT.

Many models treat forces and external flow driving in an identical manner. Regarding Brownian particles with mobility μ [see Eq. (13) below], an external flow velocity field $\mathbf{V}(\mathbf{r})$ gives rise to a force $\mathbf{F}_i^{\text{ptb}} = \frac{\mathbf{V}(\mathbf{r}_i)}{\mu}$ [26], neglecting hydrodynamic interactions. The mentioned shear forces then translate to shear flow by identifying $\kappa_{12} = \frac{\dot{\gamma}}{\mu}$ (with shear rate $\dot{\gamma}$), and, under the above symmetries, we obtain for the shear perturbed $\langle A(t) \rangle^{(\dot{\gamma})}$,

$$\begin{aligned} \langle A(t) \rangle^{(\dot{\gamma})} - \langle A \rangle &= \frac{\dot{\gamma}}{2k_B T \mu} \left[\left\langle A \sum_{i=1}^N x_i y_i \right\rangle - \left\langle A(t) \sum_{i=1}^N x_i(0) y_i(0) \right\rangle \right]. \end{aligned} \quad (11)$$

Response relations (11) and (10) are our main results. We note that Eq. (11) has been derived in Ref. [17] for a single overdamped Brownian particle. A prestige version of Eq. (11) has been given in Ref. [27], and we discuss the relation at the end of this paper. Equation (11) is an alternative to the classical Green-Kubo relation for shear which, for the case of overdamped Brownian particles, reads as [see Refs. [2–4, 7, 18, 28, 29] for various Green-Kubo relations, and Ref. [18] for formula (12) in particular]

$$\langle A(t) \rangle^{(\dot{\gamma})} - \langle A \rangle = \frac{\dot{\gamma}}{k_B T} \int_0^t dt' \langle A(t') \sigma_{xy}(0) \rangle, \quad (12)$$

where σ_{xy} is the xy component of the stress tensor defined as $\sigma_{xy} = -\sum_{i=1}^N (F_{ix}^{\text{int}} + F_{ix}^{\text{ext}}) y_i$, with F_{ix}^{int} and F_{ix}^{ext} being interaction and external forces, respectively, acting on particle i in direction x . One advantage of Eq. (11) over Eq. (12) is the absence of a time integral. Another is that forces do not have to be measured.

Seeking a numerical example, we turn to interacting overdamped Brownian particles in two space dimensions, following Langevin dynamics [3, 23],

$$\frac{\dot{\mathbf{r}}_i}{\mu} = \boldsymbol{\kappa} \cdot \mathbf{r}_i + \mathbf{F}_i^{\text{int}} + \mathbf{F}_i^{\text{ext}} + \mathbf{f}_i, \quad (13)$$

where $\mu \boldsymbol{\kappa} \cdot \mathbf{r}_i$ is the shear velocity, imposed at $t > 0$, with the shear-rate tensor $\mu \boldsymbol{\kappa} = \dot{\gamma} \hat{\mathbf{x}} \otimes \hat{\mathbf{y}}$.

$$\mathbf{F}_i^{\text{int}} = -\nabla_i \frac{\Gamma}{2} \sum_{i=1}^N \sum_{j=1(j \neq i)}^N \frac{1}{r_{ij}} e^{-\frac{r_{ij}}{r_c}} \quad (14)$$

are interaction forces, chosen to arise from a screened Coulomb potential, with interparticle distance $r_{ij} \equiv |\mathbf{r}_i - \mathbf{r}_j|$, coupling strength Γ , and interaction range r_c . The external force follows from a harmonic potential,

$$\mathbf{F}_i^{\text{ext}} = -\nabla_i \frac{k}{2} \sum_{i=1}^N |\mathbf{r}_i|^2, \quad (15)$$

with spring constant k . \mathbf{f}_i is a Gaussian white noise,

$$\langle \mathbf{f}_i(t) \rangle = 0, \quad \langle \mathbf{f}_i(t) \otimes \mathbf{f}_j(t') \rangle = \frac{2k_B T}{\mu} \mathbb{I} \delta_{ij} \delta(t - t'), \quad (16)$$

where \mathbb{I} is the identity matrix. We set $k_B T = r_c = \mu = 1$, and $\Gamma = 25$. N , k , $\dot{\gamma}$, and the number of independent noise realizations C for performing averages are varied between measurements. The dynamics is simulated using the Euler method. We choose $A = \sum_{i=1}^N x_i y_i$, which is the lowest nontrivial moment of the particle distribution. Since the system and A are xy symmetric, condition (3) is fulfilled and formula (11) is valid.

We compute $\langle A(t) \rangle^{(\dot{\gamma})} - \langle A \rangle$ via three different routes: by (i) applying finite shear, (ii) using equilibrium correlations according to the Green-Kubo formula (12), and (iii) using equilibrium correlations according to Eq. (11) (labeled ‘‘FDT’’ in the figures). Figure 2 compares these as a function of time t after start of shear. For small shear rate (main plot), all methods agree, thereby confirming formula (11). For large shear rate (inset plot), the deviation from the linear response is evident, also regarding the form of the response curve, which shows a characteristic ‘‘overshoot,’’ i.e., a nonmonotonic behavior as a function of time, which has also been observed in sheared bulk systems [30]. Snapshots for equilibrium (black particles) and sheared (orange particles) systems illustrate the change of shape of the cluster from circular to ellipsoidal: $\langle A \rangle = 0$, but $\langle A(t) \rangle^{(\dot{\gamma})} \geq 0$.

Panels (a) and (c) of Fig. 3 show the dependence on the confinement strength k and the number of particles N of the steady-state response, again confirming agreement between the three methods. From fits to the data, the response follows the scaling $\propto k^{-1.48}$ (compared to $\propto k^{-2}$, obtained analytically for $N = 1$) and $\propto N^{1.55}$ (for $N \gtrsim 4$).

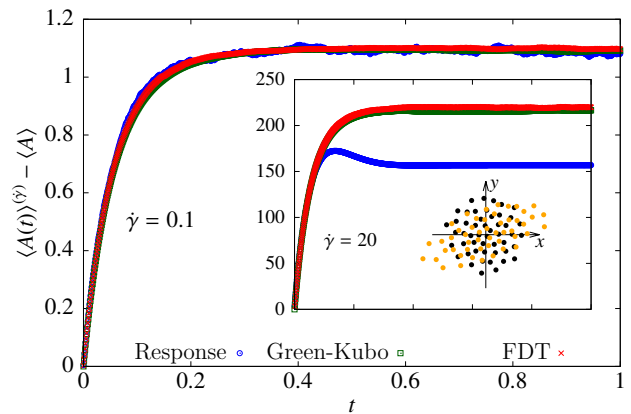


FIG. 2. Response to shear flow for $A = \sum_{i=1}^N x_i y_i$ of a two-dimensional system of interacting Brownian particles confined in a harmonic trap. The main plot shows the linear (small $\dot{\gamma}$) response computed by shearing (‘‘Response’’), using the Green-Kubo formula (12), and using Eq. (11) (‘‘FDT’’). The inset plot shows a nonlinear (large $\dot{\gamma}$) response with the corresponding simulation snapshots demonstrating the effect of shear on the morphology of the cluster (black particles are in equilibrium, while orange particles are sheared). Parameters: $N = 50$, $k = 10$, and $C = 4 \times 10^5$.

Panels (b) and (d) of Fig. 3 show the corresponding variance, related to the statistical error of a single measurement using the different methods [31]. It shows a notable difference between the methods following scaling behaviors of $\propto k^{-0.64} N^{0.82}$, $\propto k^{-1.48} N^{1.54}$, and $\propto k^{-1.50} N^{1.54}$, respectively. The Green-Kubo relation and formula (11) scale similarly, but the latter has a notably lower variance.

Table I compares scaling behaviors of the relative variance (variance divided by the mean) for the three methods. The relative variance of the directly measured response grows with k and decreases with N . For the Green-Kubo relation (12) and for Eq. (11), the relative variance hardly depends on k and N , indicating that the statistical efficiency of Eqs. (12) and (11) is invariant with respect to changes of the effective system size and density, highlighting an interesting property of the linear response approach. For the set of parameters we used in our simulations, Eq. (11) has the lowest variance. Comparing it to the Green-Kubo relation (12), it thus needs a much smaller number of independent runs (roughly a factor of 100 here, estimated from the variance and the

TABLE I. Scaling behaviors of the relative variance for the three different computational methods (extracted from Fig. 3).

Method	Response	Green-Kubo	FDT
Power for k	0.84	0	-0.02
Power for N	-0.73	-0.01	-0.01

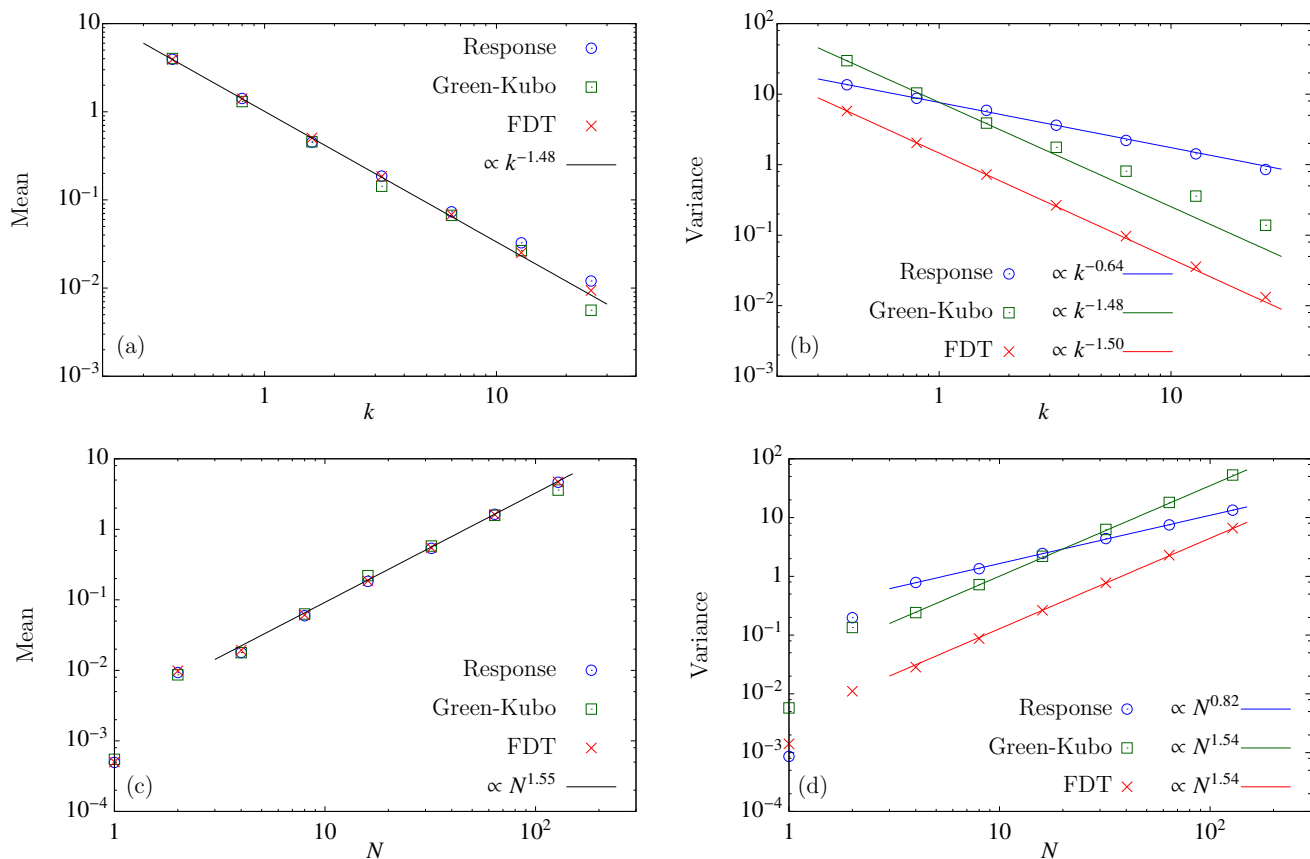


FIG. 3. Dependence of the stationary linear response [(a), (c)] and its variance [(b), (d)] on the confinement strength k [(a), (b)] and the number of particles N [(c), (d)] obtained in the sheared system (“Response”), using the Green-Kubo formula (12), and using Eq. (11) (“FDT”). Straight lines correspond to power-law fits. Parameters: $N = 10$ and $\dot{\gamma} = 0.04$ for panels (a) and (b); $k = 10$ and $\dot{\gamma} = 0.1$ for panels (c) and (d).

central limit theorem), which, additionally to the mentioned absence of integration, is advantageous.

Finally, the Langevin equation (13) allows one to give more insights into the nature of Eqs. (11) and (12). Expanding the corresponding path action in shear rate $\dot{\gamma}$ yields for the linear response [27]

$$\begin{aligned} \langle A(t) \rangle^{(\dot{\gamma})} - \langle A \rangle &= \frac{\dot{\gamma}}{2k_{\text{B}}T\mu} \int_0^t dt' \left\langle A(t) \sum_{i=1}^N \dot{x}_i(t') y_i(t') \right\rangle \\ &+ \frac{\dot{\gamma}}{2k_{\text{B}}T} \int_0^t dt' \langle A(t') \sigma_{xy}(0) \rangle. \end{aligned} \quad (17)$$

The second term on the right-hand side of Eq. (17), containing the stress tensor, stems from the time-symmetric part of the expanded action, and yields (the half of) Eq. (12). The term containing $\dot{x}_i y_i$ is time antisymmetric, and yields, after adding the transpose shear field, Eq. (11). Because the equilibrium state is time symmetric, the two terms in Eq. (17) are identical [32]. This discussion finally highlights another advantage of FDT and Eq. (10): The form of Eq. (10), being based on the time-antisymmetric part, related to the above-mentioned

work, is system independent, while Eq. (12) takes different forms in different systems [33].

Using the freedom of adding forces whose work does not couple to the considered observable, we found that the linear response to nonconservative forces can be computed from FDT. Compared to standard approaches, application of this concept typically involves simpler quantities to be measured [e.g., positions in Eq. (11) versus forces in Eq. (12)], does not require time integrals, and necessitates a smaller number of independent measurements. This is expected to make it advantageous for both simulations as well as experiments. Future work may address bulk systems via Eq. (11) in order to obtain the shear viscosity and to connect to “Einstein relations” for such viscosity [4, 34–39].

We greatly acknowledge collaboration with Christian M. Rohwer and Alexandre P. Solon during the initial stage of this project. We also thank Rosalind J. Allen, Thomas Voigtmann, and Patrick B. Warren for valuable discussions, and thank S. Dietrich and Alexandre P. Solon for comments on the manuscript. K.A. is supported by Studienstiftung des deutschen Volkes and

the Physics Department of the University of Stuttgart. K.A. also acknowledges support by S. Dietrich.

* asheichyk@is.mpg.de

† matthias.kruger@uni-goettingen.de

- [1] H. B. Callen and T. A. Welton, *Phys. Rev.* **83**, 34 (1951).
- [2] R. Kubo, *Rep. Prog. Phys.* **29**, 255 (1966).
- [3] U. M. B. Marconi, A. Puglisi, L. Rondoni, and A. Vulpiani, *Phys. Rep.* **461**, 111 (2008).
- [4] J.-P. Hansen and I. R. McDonald, *Theory of Simple Liquids*, 3rd ed. (Academic, New York, 2009).
- [5] U. Seifert, *Rep. Prog. Phys.* **75**, 126001 (2012).
- [6] C. W. Gardiner, *Handbook on Stochastic Methods* (Springer-Verlag, Berlin, 2009).
- [7] R. Kubo, M. Toda, and N. Hashitsume, *Statistical Physics II: Nonequilibrium Statistical Mechanics*, 2nd ed. (Springer-Verlag, Berlin, 1991).
- [8] H. Risken, *The Fokker-Planck Equation*, 2nd ed. (Springer-Verlag, Berlin, 1996).
- [9] A. Altland and B. Simons, *Condensed Matter Field Theory*, 2nd ed. (Cambridge University Press, Cambridge, UK, 2010).
- [10] P. C. Martin, E. D. Siggia, and H. A. Rose, *Phys. Rev. A* **8**, 423 (1973).
- [11] H.-K. Janssen, *Z. Phys. B: Condens. Matter* **23**, 377 (1976).
- [12] C. De Dominicis and L. Peliti, *Phys. Rev. B* **18**, 353 (1978).
- [13] L. Onsager and S. Machlup, *Phys. Rev.* **91**, 1505 (1953).
- [14] S. Machlup and L. Onsager, *Phys. Rev.* **91**, 1512 (1953).
- [15] D. Nualart, *The Malliavin Calculus and Related Topics* (Springer-Verlag, Berlin, 2006).
- [16] D. R. Bell, *The Malliavin Calculus* (Dover, Mineola, NY, 2006).
- [17] P. B. Warren and R. J. Allen, *Phys. Rev. Lett.* **109**, 250601 (2012).
- [18] M. Fuchs and M. E. Cates, *J. Phys.: Condens. Matter* **17**, S1681 (2005).
- [19] S.-H. Chong and B. Kim, *Phys. Rev. E* **79**, 021203 (2009).
- [20] K. Suzuki and H. Hayakawa, *Phys. Rev. E* **87**, 012304 (2013).
- [21] A. Sharma and J. M. Brader, *J. Chem. Phys.* **145**, 161101 (2016).
- [22] U. Seifert and T. Speck, *Europhys. Lett.* **89**, 10007 (2010).
- [23] J. Kurchan, *J. Phys. A: Math. Gen.* **31**, 3719 (1998).
- [24] Due to the superposition principle for linear responses and the fact that a general linear force can be decomposed into a potential part and a sum of shear forces in different directions, the presented example of $\kappa = \kappa_{12}\hat{x} \otimes \hat{y}$ can be used to obtain an FDT for any κ .
- [25] This can be understood from the fact that $\mathbf{G}_i^{\text{ptb}}$, given by Eq. (6), is a difference between shear forces in the y and x directions, whose works averaged with A are identical in the mentioned case of xy symmetry.
- [26] J. K. G. Dhont, *An Introduction to Dynamics of Colloids* (Elsevier Science, Amsterdam, 1996).
- [27] K. Asheichyk, A. P. Solon, C. M. Rohwer, and M. Krüger, *J. Chem. Phys.* **150**, 144111 (2019).
- [28] M. S. Green, *J. Chem. Phys.* **22**, 398 (1954).
- [29] R. Kubo, *J. Phys. Soc. Jpn.* **12**, 570 (1957).
- [30] C. P. Amann, M. Siebenbürger, M. Krüger, F. Weysser, M. Ballauff, and M. Fuchs, *J. Rheol.* **57**, 149 (2013).
- [31] The variance is $\sigma = \sqrt{\langle B^2 \rangle - \langle B \rangle^2}$, where $B = A(\dot{\gamma}) - A(\dot{\gamma} = 0)$ [here, noise realizations are chosen to be the same for $A(\dot{\gamma})$ and $A(\dot{\gamma} = 0)$], $B = \frac{\dot{\gamma}}{2k_B T \mu} A \sum_{i=1}^N x_i y_i$, and $B = \frac{\dot{\gamma}}{k_B T} \int_0^\tau dt' A(t') \sigma_{xy}(0)$ for the three methods, respectively. τ is the time when the steady state of the corresponding mean, $\langle B \rangle$, is reached. We note that the variance for the Green-Kubo relation is not well defined, because it does not converge to a stationary value as a function of time.
- [32] M. Baiesi, C. Maes, and B. Wynants, *Phys. Rev. Lett.* **103**, 010602 (2009).
- [33] U. Basu, M. Krüger, A. Lazarescu, and C. Maes, *Phys. Chem. Chem. Phys.* **17**, 6653 (2015).
- [34] E. Helfand, *Phys. Rev.* **119**, 1 (1960).
- [35] D. A. McQuarrie, *Statistical Mechanics* (Harper and Row, New York, 1976).
- [36] A. A. Chialvo and P. G. Debenedetti, *Phys. Rev. A* **43**, 4289 (1991).
- [37] M. P. Allen, D. Brown, and A. J. Masters, *Phys. Rev. E* **49**, 2488 (1994).
- [38] B. J. Alder, D. M. Gass, and T. E. Wainwright, *J. Chem. Phys.* **53**, 3813 (1970).
- [39] S. Fritschi, *Event-driven Brownian dynamics simulations of two-dimensional fluids far from equilibrium*, Ph.D. thesis, Universität Konstanz (2018).