

Stars and brown dwarfs in the σ Orionis cluster

IV. IDS/INT and OSIRIS/GTC spectroscopy and *Gaia* DR2 astrometry^{*}

J. A. Caballero¹, A. de Burgos^{2, 1}, F. J. Alonso-Floriano^{3, 4}, A. Cabrera-Lavers^{5, 6, 7}, D. García-Álvarez^{5, 6, 7}, D. Montes⁴

¹ Centro de Astrobiología (CSIC-INTA), ESAC, camino bajo del castillo s/n, 28691 Villanueva de la Cañada, Madrid, Spain

² Isaac Newton Group of Telescopes, Apartado de correos 321, 38700 Santa Cruz de La Palma, La Palma, Spain

³ Leiden Observatory, Leiden University, P.O. Box 9513, 2300 RA Leiden, 2300 RA Leiden, The Netherlands

⁴ Departamento de Física de la Tierra y Astrofísica & IPARCOS-UCM (Instituto de Física de Partículas y del Cosmos de la UCM), Facultad de Ciencias Físicas, Universidad Complutense de Madrid, 28040 Madrid, Spain

⁵ Instituto de Astrofísica de Canarias, Avenida Vía Láctea, 38205 La Laguna, Tenerife, Spain

⁶ Grantecan S. A., Centro de Astrofísica de La Palma, Cuesta de San José, 38712 Breña Baja, La Palma, Spain

⁷ Departamento de Astrofísica, Universidad de La Laguna, 38205 La Laguna, Tenerife, Spain

Received 30 May 2019 / Accepted 12 August 2019

ABSTRACT

Context. Only a few open clusters are as important for the study of stellar and substellar objects, and their formation and evolution, as the young σ Orionis cluster. However, a complete spectroscopic characterisation of its whole stellar population is still missing.

Aims. We filled most of that gap with a large spectroscopic and astrometric survey of targets towards σ Orionis. Eventually, it will be one of the open clusters with the lowest proportion of interlopers and the largest proportion of confirmed cluster members with known uncontroversial youth features.

Methods. We acquired 317 low-resolution optical spectra with the Intermediate Dispersion Spectrograph (IDS) at the 2.5 m Isaac Newton Telescope (INT) and the Optical System for Imaging and low Resolution Integrated Spectroscopy (OSIRIS) at the 10.4 m Gran Telescopio Canarias (GTC). We measured equivalent widths of Li I, H α , and other key lines from these spectra, and determined spectral types. We complemented this information with *Gaia* DR2 astrometric data and other features of youth (mid-infrared excess, X-ray emission) compiled with Virtual Observatory tools and from the literature.

Results. Of the 168 observed targets, we determined for the first time spectral types of 39 stars and equivalent widths of Li I and H α of 34 and 12 stars, respectively. We identified 11 close ($\rho \lesssim 3$ arcsec) binaries resolved by *Gaia*, of which three are new, 14 strong accretors, of which four are new and another four have H α emission shifted by over 120 km s⁻¹, two juvenile star candidates in the sparse population of the Ori OB1b association, and one spectroscopic binary candidate. Remarkably, we found 51 non-cluster-members, 35 of which were previously considered as σ Orionis members and taken into account in high-impact works on, for example, disc frequency and initial mass function.

Key words. open clusters and associations: individual: σ Orionis – stars: early type – stars: solar-type – stars: late-type – stars: emission-line, Be – stars: pre-main sequence

1. Introduction

There are a few nearby young clusters, such as the Pleiades and the Hyades, whose stellar (and substellar) populations have been investigated in detail for decades, which translates into hundreds of known Pleiads and Hyads (Johnson & Mitchell 1958; Herbig 1962; Chaffee et al. 1971; Vandenberg & Bridges 1984; Boesgaard & Tripicco 1986; Soderblom et al. 1993; Perryman et al. 1998; Stauffer et al. 1998; Bouvier et al. 2018; Martín et al. 2018, to cite just a few examples). As a result, these clusters are cornerstones for the study of the formation and evolution of stars.

The very young σ Orionis open cluster ($\tau \sim 3$ Ma, $d \sim 388$ pc), near the Horsehead nebula in the Ori OB1b association, is one of the most attractive and most visited regions for night-sky observers, both professional and amateur. This cluster was discovered by Garrison (1967), re-discovered

by Wolk (1996), introduced to a new era by Béjar et al. (1999) and Zapatero Osorio et al. (2000), and finally reviewed by Walter et al. (2008) and Caballero (2008b). At that stage, σ Orionis became one of the best-studied young open clusters together with the Pleiades and the Hyades, and at the same level of importance as other very young open clusters and star-forming regions, such as the Trapezium, Taurus-Auriga, or ρ Ophiuchi, which are affected by (spatially variable) extinction. A major event in the history of σ Orionis studies was the computation of a continuous mass function from about 20 M_{\odot} to only about 0.005 M_{\odot} by Peña Ramírez et al. (2012). For that, these latter authors complemented their very deep VISTA survey with the Mayrit catalogue of σ Orionis stars and brown dwarfs (Caballero 2008b), which remains the most comprehensive database of cluster members. This catalogue was the first item of the paper series “Stars and brown dwarfs in the σ Orionis cluster”, which was continued by Caballero (2010b), who conducted a pre-*Gaia* proper-motion analysis, and by Caballero et al. (2012), who reviewed the most relevant publications on the cluster between 2008 and 2012, published a number of low-resolution optical spectra of member

^{*} Full Tables A.1 to A.5 are only available at the CDS via anonymous ftp to cdsarc.u-strasbg.fr (130.79.128.5) or via http://cdsweb.u-strasbg.fr/cgi-bin/qcat?J/A+A/****/A****

Table 1. Observations of standard stars for the OSIRIS spectral type classification.

Name	GJ	α (J2000)	δ (J2000)	Spectral type	Ref. ^a	Date of observation	t_{exp} [s]
HD 88230	380	10 11 22.14	+49 27 15.3	K7 V	DK91	20 Dic 2012	2×0.5
BD+33 1505	270	07 19 31.27	+32 49 48.3	M0.0 V	AF15	09 Dic 2012	2×60
BD+02 2098	328	08 55 07.62	+01 32 47.4	M0.0 V	Lép13	20 Dic 2012	2×60
HD 36395	205	05 31 27.40	−03 40 38.0	M1.5 V	AF15	09 Dic 2012	2×90
HD 209290	846	22 02 10.26	+01 24 00.6	M0.5 V	AF15	09 Dic 2012	1×120
LP 379–51 ^b	3790	13 31 50.57	+23 23 20.3	M2.5 V	Lep13	16 Mar 2012	2×30
Ross 1022 ^b	3795	13 38 37.05	+25 49 49.7	M3.0 V	Lep13	16 Mar 2012	3×30
FN Vir ^b	493.1	13 00 33.51	+05 41 08.2	M4.5 V	Dav15	16 Mar 2012	2×60
LP 799–7 ^b	3820	13 59 10.46	−19 50 03.5	M4.5 V	Ria06	16 Mar 2012	3×60
LP 380–6 ^b	1179A	13 48 13.41	+23 36 48.8	M5.0 V	New14	16 Mar 2012	2×90
LP 731–58 ^b	3622	10 48 12.58	−11 20 08.2	M6.5 V	AF15	22 Mar 2012	2×60

^a **References.** DK91: Kirkpatrick et al. (1991); Ria06: Riaz et al. (2006); Lep13: Lépine et al. (2013); New14: Newton et al. (2014); Dav15: Davison et al. (2015); AF15: Alonso-Floriano et al. (2015).

^b **Notes.** Targets previously observed by Caballero et al. (2012).

stars and brown dwarfs that lacked previous spectroscopy, and updated the Mayrit catalogue. However, the results presented by Caballero et al. (2012) were superseded by the spectroscopic census of Hernández et al. (2014), which constitutes the largest homogeneous spectroscopic data set of the σ Orionis cluster to date.

In the last lustrum, the Mayrit catalogue has been used for searching for pulsations and photometric variability in sub-stellar objects (Cody & Hillenbrand 2014; Elliott et al. 2017), extending spectroscopic surveys to the lowest masses and the largest separations to the cluster centre (Koenig et al. 2015; Zapatero Osorio et al. 2017; Cottle et al. 2018), characterising discs with theoretical models and ALMA and *Spitzer* observations (Álvarez-Meraz et al. 2017; Ansdell et al. 2017; Winter et al. 2018; Pérez-Blanco et al. 2018), identifying large-scale Herbig-Haro jets driven by proto-brown dwarfs (Riaz et al. 2017, 2019), and carefully analysing the massive multiple stellar system that gives the name to the cluster (Simón-Díaz et al. 2015; Schaefer et al. 2016), not counting the studies performed by the first author and his colleagues on multiplicity (Caballero 2014; Caballero et al. 2016, 2018) and parallaxes and proper motions (Caballero 2017, 2018).

In spite of all these studies, there are still a number of photometric cluster member candidates in both stellar and substellar regimes that lack membership confirmation. Furthermore, beyond the cluster core and at angular separations greater than 20 arcmin from the cluster centre at the eponymous σ Ori Trapezium-like system (Caballero 2008a), the contamination by distinct populations of young stars in the Ori OB1b association continues to increase. Neighbouring populations have been reported towards the younger Horsehead and Flame nebulae to the east and the older ϵ Orionis cluster to the north and west, but there are also hints of a sparse population of 5–30 Ma-old stars in the cluster foreground. Such distinct populations may have different photometric, kinematic, and spectroscopic properties from those of σ Orionis (Jeffries et al. 2006; Sacco et al. 2007, 2008; Caballero & Solano 2008; Maxted et al. 2008; Hernández et al. 2014; Kounkel et al. 2018; Riaz et al. 2019), but disentangling them in the cluster halo ($\rho \approx 20$ –30 arcmin) requires a careful analysis. Here we use low-resolution optical spectroscopy,

complemented with *Gaia* astrometry, for studying the σ Orionis membership of a large sample of stars and brown dwarfs.

2. Data and analysis

2.1. Sample

We obtained 317 low-resolution, long-slit optical spectra of 168 different sources comprising mostly high-to-low-mass stars selected from different surveys. Our sample includes OB, Herbig Ae/Be, T Tauri, variable, and binary stars, as well as brown dwarfs, in σ Orionis, but also young stars in neighbouring star-forming regions, fore- and background stars, and even one active galaxy. Most of them have youth features such as X-ray emission, mid-infrared excess, strong broad H α emission, and Li I absorption, and have been identified as genuine σ Orionis cluster members using different techniques (e.g. Walter et al. (2008); Caballero (2008b, 2017); Hernández et al. (2014) – see below), while others are new member candidates or photometric candidates. As detailed in Sect. 2.2.1, 142 of those targets were observed with the Isaac Newton Telescope (INT) and 47 with the Gran Telescopio Canarias (GTC). For comparison purposes, 21 of them were observed with both telescopes. With GTC, we also observed 11 nearby standard stars with spectral types between K7 V and M6.5 V, which are listed in Table 1. The GTC spectra corresponding to 11 sources towards σ Orionis and six standard stars were previously published by Caballero et al. (2012).

2.2. Spectroscopy

2.2.1. Observations and reduction

The IDS at the INT. Observations at intermediate and low resolution were carried out using the Intermediate Dispersion Spectrograph (IDS) at the 2.5 m INT located at the Observatorio del Roque de los Muchachos in La Palma, Canary Islands, Spain. The IDS is a long-slit spectrograph attached at the INT Cassegrain focus equipped with a 235 mm focal length camera with two different possible 4k \times 2k CCD detectors. For this work we used the EEV10 CCD. This latter is a blue-sensitive (>50 % efficiency from 400 to 700 nm) CCD that provides a spatial scale

Table 2. Date of observations and instrument configurations.

Date of observations	Instrument	Grism	Slit width [arcsec]	Resolution	$\Delta\lambda$ [Å]	λ_{central} [Å]
22–27 Feb 2007	IDS	R1200Y	1.515	1300	5750–6850	6300
28 Feb 2007	IDS	R150V	1.515	460	3700–7500	5500
04–22 Mar 2012	OSIRIS	R1000B	1.23	660	3700–7800	5750
Nov–Dec 2012, Jan 2013	OSIRIS	R1000B	1.23	660	3700–7800	5750

of 0.40 arcsec pixel⁻¹ and an unvignetted 3.3 arcmin (500 pixels) slit length. All observations with IDS were performed in parallactic angle on six consecutive nights from 22 to 28 February 2007. We used two different gratings: R1200Y, which provides >60% efficiency at 6000 Å and a spectral resolution of ~1300, on the first five nights, and R150V, which provides a similar efficiency with a wider wavelength range but three times lower resolution, on the last night. Our instrument configuration is in Table 2.

The aim of the telescope proposal was to obtain optical spectroscopy of the 100 brightest young stars in σ Orionis, as well as of the maximum number possible of bright interloper stars towards the cluster. We list the names, equatorial coordinates, and main observing parameters of the 142 observed targets in Table A.1. We provide both the Mayrit identifier (Caballero (2008b)) and the alternative (discovery) name for σ Orionis members. We took equatorial coordinates from *Gaia* DR2 (Gaia Collaboration et al. (2016, 2018)) in all cases except for a few particular ones, indicated in the table. We tabulate coordinates of the primary in close binary systems resolved by *Gaia* (Sect. 2.3). Six stars were observed with the two IDS grisms. Several stars were also observed a few times for improving the spectral signal-to-noise ratio but avoiding saturation (e.g. σ Ori AB), for daily monitoring (e.g. σ Ori E), or for minimising contamination using angles different from parallactic angle (e.g. 2MASS J05384652–0235479 = [BHM2009] SigOri-MAD-23, halfway between σ Ori AB and E). The weather during the observations was good in general, but with a variable seeing from 0.8 to 2.0 arcsec.

Data reduction was carried out using standard tasks within the IRAF software environment. The reduction of the 193 IDS spectra included bias and flat-field correction, removal of sky background, optimised aperture extraction, wavelength calibration using Cu-Ar and Cu-Ne arc lamps, instrumental response correction (calibrated with flux standard stars observed on the same nights for another programme), and hot-pixel and cosmic-ray removal. We checked the logbooks of the IDS observations for mistakes in target names, as well as for relevant remarks regarding signal-to-noise ratios or observed features. For stars with multiple observations and low signal-to-noise-ratio spectra (and the same grism), we combined the individual spectra for a higher signal. The spectra of two stars, 2MASS J05384652–0235479 and 2MASS J05381494–0219532, were of poor quality because of contamination from nearby sources and were discarded from the following analysis. The spectra of 18 normalised, fully reduced IDS spectra from O9.5+ V to M6 are shown in Fig. A.1.

The OSIRIS at the GTC. Observations were also carried out using the Optical System for Imaging and low Resolution Integrated Spectroscopy (OSIRIS) tunable imager and spectrograph (Cepa et al. (2000); Cepa (2010)) at the 10.4 m GTC located at the Observatorio Roque de los Muchachos in La Palma,

Canary Islands, Spain. OSIRIS has a mosaic of two 4k×2k e2v Marconi CCD44-82-BI detectors, which provides an unvignetted field of view of 7.8×7.8 arcmin² with a spatial scale of 0.127 arcsec pixel⁻¹. To increase the signal-to-noise ratio, we selected the standard operation mode of the instrument, which implements a 2×2 binning mode with a readout speed of 100 kHz. All observations were carried out using the R1000B grism, which provides a peak efficiency of 65% at 5455 Å and covers the optical wavelength up to 7800 Å. Again, our instrument configuration is in Table 2.

The observations with OSIRIS were performed in service mode on different nights in March, November, and December 2012, and January 2013, through “D-band” filler programmes¹ (Table A.2). Observations before 01 April 2012 were presented by Caballero et al. (2012). We list the names, equatorial coordinates, and main observing parameters of the 47 observed targets in Table A.2. As for IDS, we provide both the Mayrit identifiers and the alternative (discovery) name for the cluster members. We took coordinates from *Gaia* DR2 except for one source, indicated in the table. The aim of this filler programme was to obtain, within the GTC nightly operation schedule, high-quality low-resolution spectra of variable M stars with no previous spectroscopic characterisation and spectral type determination that are relatively bright for a 10m-class telescope (with magnitudes of up to $V \sim 19$ mag) but under poor weather conditions. However, the weather conditions were not very bad in general except for a few nights with dust and poor seeing. Most of the targets were observed at an airmass ≤ 1.6 .

Data reduction was carried out using standard tasks within the IRAF software environment as in Caballero et al. (2012). All the 124 spectra of 47 sources towards Orion and 11 standard stars were bias-subtracted, corrected from flat-field using lamp flats from the GTC instrument calibration module, and were calibrated in wavelength using Xe, Ne, and Hg-Ar arc lamps. The reduction was followed by a sky-background subtraction and a one-dimension spectrum extraction, which were done taking into account the seeing conditions and exposure times. Finally, we applied a hot-pixel and cosmic-ray removal. The corresponding instrument-response correction was exactly the same as in Caballero et al. (2012). As for IDS, we combined the individual spectra of stars with multiple observations and with low signal-to-noise ratio (and the same grism). We discarded from the following analysis the source 2E 1456 (UCM0535–0246), a Seyfert 1 galaxy at $z \sim 0.1$ previously considered to be a reddened low-mass σ Orionis member (Caballero et al. 2012). The

¹ D-band proposals (or fillers) require very relaxed observing conditions and cover a wide range of coordinates so that they can be carried out at essentially any moment during the semester. Observations in this band are only executed if the observing conditions do not permit observations of proposals in A, B, or C bands (<http://www.gtc.iac.es/observing/>).

spectra of five normalised, fully reduced OSIRIS spectra onto the spectral grid of the 11 standard stars are shown in Fig. A.2.

2.2.2. Equivalent widths

After discarding the two stars with poor-quality spectra and the galaxy, we kept 165 stars and brown dwarfs for the analysis. In the spectra of all of these objects, we measured equivalent widths (EWs) with errors of key spectral line targets using the IRAF `sp1ot` task and the “equivalent width” function (conversely, we measured pseudo-EWs with respect to the pseudo-continuum in the K and M star spectra). For both IDS and OSIRIS spectra, we measured EWs of the Balmer lines $H\alpha$ $\lambda 6562.80 \text{ \AA}$, $H\beta$ $\lambda 4861.33 \text{ \AA}$, and the helium triplet He I D_3 $\lambda 5875.67 \text{ \AA}$ in emission, and the lithium line Li I $\lambda 6707.80 \text{ \AA}$ in absorption. For OSIRIS we also measured the calcium doublet Ca H\&K $\lambda \lambda 3933.66, 3968.47 \text{ \AA}$ and the Balmer line $H\gamma$ $\lambda 4340.47 \text{ \AA}$, which were present in most of the spectra, but also the Balmer $H\delta$, $H\zeta$, $H\eta$, $H10$, $H11$, $H12$ lines, the Mg I b triplet, the Na I D_{1-2} doublet (measured as a singlet because of the low resolution) and the He I line at $\lambda 6678.15 \text{ \AA}$ when measurable. Measured EWs of $H\beta$, He I D_3 , $H\alpha$, Li I (IDS and OSIRIS), Ca K , and Ca H (OSIRIS only) are shown in Tables A.3 and A.4.

2.2.3. Spectral types

For each target, we determined spectral types using the spectrum with the highest signal-to-noise ratio. For the targets observed at the INT with both R1200Y and R150V grisms we used only R1200Y. Depending on the instrument and stellar effective temperature, we followed three different strategies for determining the spectral type of all the stars.

MILES. We derived spectral types of the 140 analysable stars observed with IDS by comparing their spectra with synthetic ones generated with the MILES “Spectra by Stellar Parameters” webtool² (Sánchez-Blázquez et al. (2006); Vazdekis et al. (2010); Falcón-Barroso et al. (2011)). This tool allows the generation of synthetic stellar spectra of stars from 36 000 K down to 2750 K, which approximately correspond to O9 to M6 main sequence spectral types. The MILES spectra fully cover the range of spectral types in our sample and the wavelengths of most IDS spectra with a comparable spectral resolution (MILES: $0.90 \text{ \AA pixel}^{-1}$; R1200Y IDS: $0.48 \text{ \AA pixel}^{-1}$). However, MILES oversamples the spectra taken with the R150V grism, which has a dispersion of $3.66 \text{ \AA pixel}^{-1}$. For generating our own library of synthetic spectra, we used MILES with solar metallicities and surface gravities varying with effective temperature as described by Popper (1980). For the relation between temperatures and spectral types we used the relationships of Pecaut & Mamajek (2013) for K and M spectral types and those of Cox (2001) for earlier types. To perform the spectral type identification, first we classed the 140 spectra into 14 groups, sorted the spectra by approximate effective temperature within each group, and assigned a real (non-synthetic) MILES spectrum to each group. This grouping helped us to narrow down the interval of effective temperatures and surface gravities of each individual star, and to determine spectral types with a precision of about one subtype via a χ^2 minimisation as in Alonso-Floriano et al. (2015). The results are listed under “SpT MILES” in Table A.3.

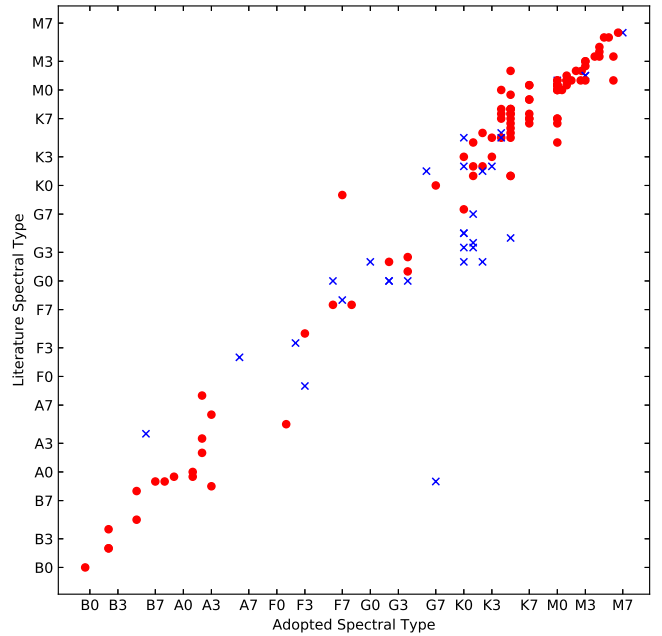


Fig. 1. Literature and adopted spectral types. Red filled circles and blue crosses stand for cluster members and non-members, respectively. Literature spectral types were retrieved from Greenstein & Keenan (1958), Guetter (1981), Nesterov et al. (1995), Wolk (1996), Houk & Swift (1999), Zapatero Osorio et al. (2002), Sacco et al. (2008), Caballero et al. (2008, 2012), Manara et al. (2013), and Hernández et al. (2014). The G7 star previously classified as A0 is “IDS 05335–0238 D”; the early spectral type may actually correspond to a close-by early A star at a few arcseconds (Hernández et al. (2014)). The F7 star previously classified as K0 is Mayrit 968292; the late-G/early-K estimation from photometry by Caballero (2008b) was incorrect.

Standard stars. We derived spectral types of the 46 stars and brown dwarfs observed with OSIRIS towards σ Orionis using standard stars from K7 to M6.5 (Table 1), with a spectral typing precision of one subtype in this range. We assigned spectral types by fitting by eye the problem star to our grid of standard stars, which were observed with exactly the same instrument configuration (Fig. A.1). We took care to properly fit the (pseudo-)continuum and the strongest lines and bands in absorption, for which accurate wavelengths were taken from the “The Atomic Line List” webtool³. Unexpectedly, several stars had spectral types earlier than K7. A χ^2 fitting as with MILES did not improve our visual determination. The results are listed under “SpT Standards” in Table A.4.

PyHammer. In addition to the previous strategies, we also used the “PyHammer” Python Spectral Typing Suite⁴ from Covey et al. (2007). PyHammer uses its own empirical templates of spectral types and metallicities to estimate the spectral type of a star by measuring prominent line indices and performing a weighted least-squares minimisation. It covers spectral types from O5 to L3 and metallicities from -2.0 dex to $+1.0 \text{ dex}$. We applied the PyHammer algorithm to all our spectra from both IDS and OSIRIS. The resulting spectral types are listed in Tables A.3 and A.4 under “SpT PyHammer”. According to Covey et al. (2007), the accuracy provided by The Hammer, the basis on

² <http://www.iac.es/proyecto/miles/pages/webtools.php>

³ <http://www.pa.uky.edu/~peter/newpage/>

⁴ <http://github.com/BU-hammerTeam/PyHammer>

which PyHammer was built, is of around two subtypes. Having not investigated the differences between automatic and visual classifications of PyHammer, we assumed that the results are similar to those with The Hammer and OSIRIS/GTC as reported by Metodieva et al. (2015), who pointed out the improved accuracy of the tool for late M dwarfs.

Adopted spectral type. We report the finally adopted spectral type in Table A.5. In particular, we followed these criteria. We used the standard stars strategy for stars with spectral types K7–M6.5 observed with OSIRIS. For stars earlier than K7 observed with OSIRIS we used literature information (Mayrit 783254, 931117, 1042077, and [HHM2007] 648 from Hernández et al. (2014)), PyHammer (Mayrit 1223121), or classical visual inspection of spectral features (Haro 5–17 and [HHM2007] 829). We used MILES for stars later than B0 observed with IDS (including those observed with OSIRIS). Finally, we used literature information for stars earlier than B0 observed with IDS (σ Ori AB itself; Simón-Díaz et al. (2015)).

Of the 165 analysed stars, we present spectral types for the first time for 39 of them, and improve previous determinations in a few cases. In Fig. 1, we compare our spectral types to those of the literature. For example, there are half a dozen mid-K non-cluster-members that were classified as mid-G stars by Hernández et al. (2014). Figure 1 shows another two extreme outlier examples. Apart from these differences, the agreement with previous spectral determinations is generally within one or two subtype uncertainties.

2.3. *Gaia* DR2

At the moment of observation, equatorial coordinates were taken from the Two-Micron All-Sky Survey (2MASS; Skrutskie et al. (2006)). However, we tabulate here the latest *Gaia* DR2 coordinates (Gaia Collaboration et al. (2018)). We used both Topcat⁵ and Aladin⁶ Virtual Observatory tools with a small cross-match radius of 1.5 arcsec, and compared our results with those of Caballero (2017). Apart from the equatorial coordinates (Sect. 2.2.1), we also retrieved parallaxes, proper motions, radial velocities, and broadband magnitudes of the 165 stars and brown dwarfs. For the nine stars without *Gaia* DR2 parallaxes and proper motions, we took them from the existing literature (van Altena et al. (1995); Zacharias et al. (2005); van Leeuwen (2007); Altmann et al. (2017)). Both proper motions and parallaxes are listed in Tables A.1 (IDS) and A.2 (OSIRIS), and are discussed in Sect. 3.1. The histograms of total proper motions and parallaxes for the complete sample are shown in Fig. 2. *Gaia* DR2 radial velocities are discussed in Sect. 3.3. Magnitudes will be presented in a forthcoming publication.

2.4. Youth features

We complemented our IDS, OSIRIS, and *Gaia* DR2 data with an exhaustive literature compilation of features of youth to support our determination of membership to the σ Orionis cluster. Below we describe each of the features that we looked for, together with EW(Li I) and EW(H α) from our spectra.

Lithium. Li I λ 6707.80 Å is the main indicator of youth in stars later than mid-F spectral type (Bertout (1989); Carlsson et al.

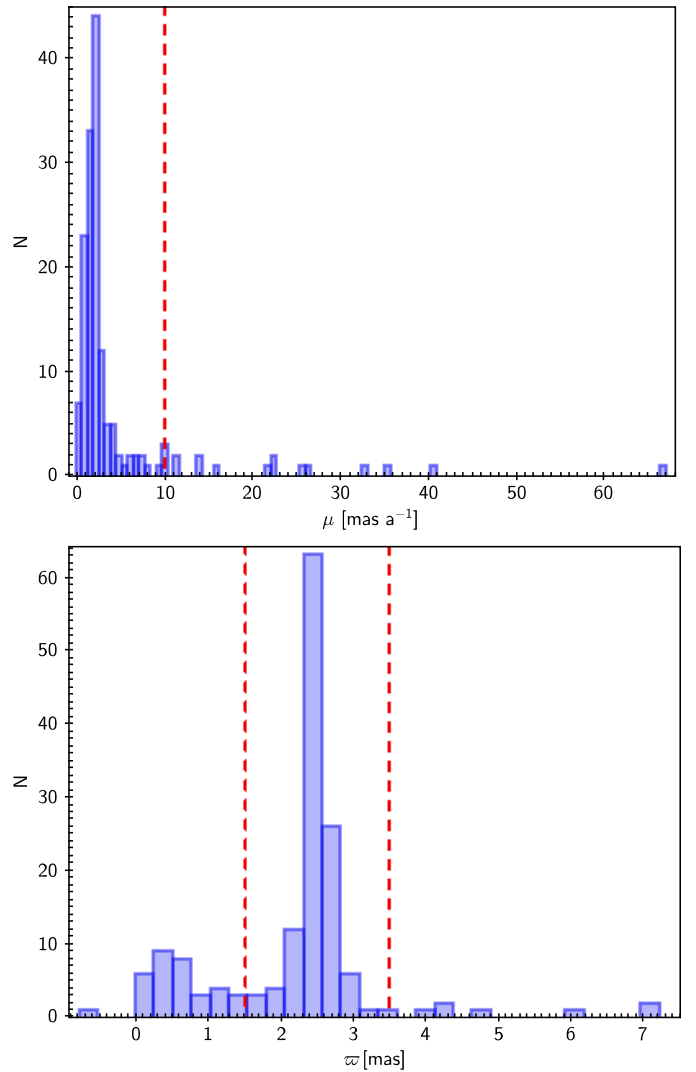


Fig. 2. Histograms of *Gaia* DR2 total proper motions (*top*) and parallaxes (*bottom*). Vertical dashed lines indicate the conservative σ Orionis boundary limits explained in Sect. 3.1. The bin sizes of these histograms have been adjusted according to Freedman & Diaconis (1981).

(1994); Montes et al. (2001b); Zapatero Osorio et al. (2002)). We highlight the fact that for open clusters as young as σ Orionis ($\tau \sim 3$ Ma) this is true only for low-mass stars with K and M spectral types, as Sun-like stars (spectral types F and G) do not have a deep convection zone and therefore lithium depletion occurs on longer time scales (Soderblom et al. (2014)). We measured EW(Li I) in absorption in the IDS and OSIRIS spectra of 78 stars (Table A.5). Because of the low resolution of our spectra, especially for those obtained with OSIRIS and IDS R150V, we conservatively set a lower limit at EW(Li I) = 0.1 Å for claiming a true detection. We complemented our measurements with previous EW(Li I) values published by Zapatero Osorio et al. (2002), Kenyon et al. (2005), Sacco et al. (2008), and Hernández et al. (2014). Observations with higher spectral resolution and signal-to-noise ratio would be needed to disentangle the two populations of G- and K-type stars with very young ages in σ Orionis and with juvenile ages of up to 30 Ma in the cluster foreground.

⁵ <http://www.star.bris.ac.uk/~mbt/topcat/>

⁶ <http://aladin.u-strasbg.fr/AladinDesktop/>

Table 3. Previous cluster member candidates discarded in this work^a.

Name	Mayrit	[HHM2007]	Reason for discarding
HD 294276	...	20	No μ , no ϖ
2MASS J05372885–0255555	1650224	...	No ϖ , no Li
HD 294274	...	168	No μ
SO210868	958292	...	No ϖ
[HHM2007] 244	882239	244	No μ , no Li
2MASS J05375789–0259536	1596206	...	No ϖ
TYC 4771–720–1	...	289	No μ
[W96] 4771–0950	717307	...	No μ
[HHM2007] 385	733222	385	No μ , no ϖ , no Li
TYC 4771–873–1	1064335	...	No ϖ
[SE2004] 10	1564345	...	No ϖ , no Li
IRAS 05358–0238	377264	...	No ϖ , no Li
2MASS J05382265–0257421	1343194	...	No ϖ , no Li
StHa 50	459340	...	No ϖ
[W96] pJ053834–0239	258215	...	No ϖ , no Li
IDS 05335–0238 D	240322	...	No μ
[HHM2007] 648	...	648	No ϖ
[SE2004] 30	1045356	...	No ϖ , no Li
[W96] pJ053844–0233	123000	...	No ϖ , no Li
[HHM2007] 829	...	829	No μ , no ϖ
[HHM2007] 846	...	846	No ϖ , no Li
[HHM2007] 961	...	961	No μ , no ϖ
[SE2004] 50	945030	...	No ϖ , no Li
TYC 4771–661–1	...	1001	No μ , no ϖ
[HHM2007] 1009	735131	1009	No ϖ , no Li
[HHM2007] 1092	861056	1092	No ϖ , no Li
[HHM2007] 1129	1165138	1129	No ϖ , no Li
HD 294299	1037054	1163	No ϖ
[HHM2007] 1189	936072	1189	No ϖ , no Li
[HHM2007] 1251	1107114	1251	No ϖ , no Li
[HHM2007] 1256	1110113	1256	No ϖ
[HHM2007] 1269	1169117	1269	No ϖ , no Li
[HHM2007] 1347	1338116	1347	No ϖ , no Li
HD 294301	1468100	...	No μ
HD 294297	1659068	...	No μ , no ϖ

^a **Notes.** This table may be completed with Mayrit 1285339 (HD 294268, [HHM2017] 411) and Mayrit 1275190 based on discordant radial velocities (Sect. 3.3).

Balmer series. In very young stars, $H\alpha$ $\lambda 6562.80$ Å can be in emission because of chromospheric emission or accretion from a circumstellar disc (Cram & Mullan (1979); Stauffer & Hartmann (1986); Bertout (1989); Barrado y Navascués & Martín (2003)). We complemented our measurements with previous EW($H\alpha$) values or remarks published by Zapatero Osorio et al. (2002), Kenyon et al. (2005), Caballero (2008b), Sacco et al. (2008), and Hernández et al. (2014).

OB stars. Massive stars of early O and B spectral types stay in the main sequence for only a few million years. There are no evolved (i.e. giant) early-type stars in σ Orionis, providing evidence for its extreme youth. Except for one anomalous example of a background B-type star, all O- and B-type stars in our sample, which were also the brightest targets that required the shortest exposure times, belong to the cluster (Caballero et al. (2007); Caballero (2008b) – but see Sherry et al. (2008)).

Mid-infrared. The flux excess in the mid-infrared (MIR) is produced by the presence of circum(sub)stellar discs around stars and brown dwarfs, and is often detected at the early stages of star formation (Muench et al. (2001); Lada et al. (2006); Fűrész et al. (2008)). We searched for MIR indicators and Class I, II, and evolutionary and transition disc classification in Hernández et al. (2007), Luhman et al. (2008), and mostly compiled by Caballero (2008b).

X-rays. Although Garrison (1967) and Lyngå (1982) had already identified the star clustering, the importance of σ Orionis as a milestone star-forming region began with the discovery by Wolk (1996) of an agglomerate of intense X-ray-emitting stars densely concentrated around the eponymous σ Ori multiple star system. In general, the origin of X-ray emission lies on fast rotation and deep convective zones or wind collision (Pallavicini et al. (1981); Stelzer & Neuhäuser (2001); Favata & Micela (2003); Preibisch et al. (2005)), depending on stellar mass. Here, we compiled X-ray de-

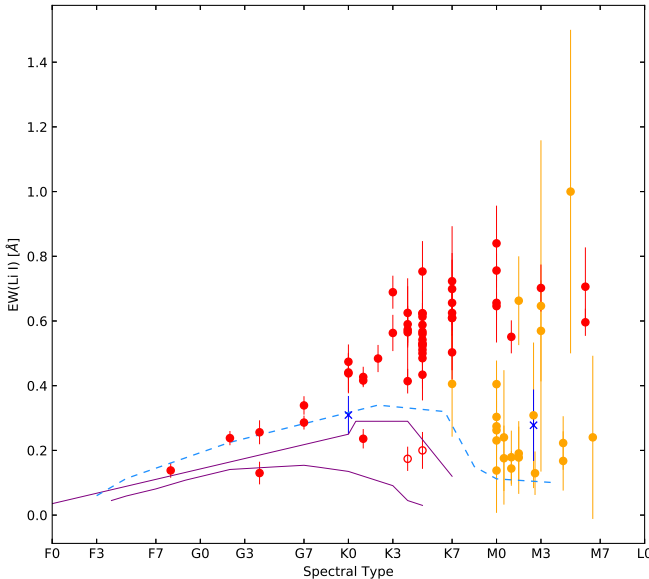


Fig. 3. Measured Li I EWs as a function of adopted spectral type. Filled red circles show young targets observed with IDS R1200Y; open red circles show young targets observed with IDS R150V (controvertible); filled orange circles show young targets observed with OSIRIS R100B; blue crosses show non-member stars with Li I (Haro 5-17 and Haro 5-46); solid magenta lines show upper and lower EW(Li I) envelopes of the Pleiades ($\tau \sim 120$ Ma – Soderblom et al. (1993); Montes et al. (2001a)); and the dashed cyan line shows the upper EW(Li I) envelope of IC 2602 ($\tau \sim 30$ Ma – Neuhäuser et al. (1997)).

tections from Franciosini et al. (2006), Skinner et al. (2008), López-Santiago & Caballero (2008), Caballero et al. (2009), and Caballero et al. (2010).

Proper motion and parallax. Per se, proper motion (μ) and parallax (ϖ) are not youth features. However, all cluster members share common characteristics. In particular, they are located approximately in the same region of the sky and at the same distance, they move in the same direction with the same traverse velocity, have the same age and metallicity, and are born from the same parental cloud. Members within the μ and ϖ boundaries of the cluster are likely to have youth features. Vice versa, stars with μ and ϖ outside the cluster boundaries are likely to be devoid of youth features.

3. Results and discussion

3.1. Cluster membership

We used all available information to determine membership in σ Orionis of the 165 spectroscopically observed stars and brown dwarfs. We followed a step-by-step process, summarised in Table A.5:

- First, we discarded four T Tauri stars discovered by Haro & Moreno (1953) in neighbouring star-forming regions: Haro 5-17 in the eastern outskirts of the ϵ Orionis cluster (Collinder (1931); Caballero & Solano (2008)), Haro 5-40 and Haro 5-44 near the Horsehead nebula (Pound et al. (2003); Habart et al. (2005); Goicoechea et al. (2006)), and Haro 5-46 close to the Flame nebula (Mezger et al. (1988); Barnes et al. (1989); Bik et al. (2003)). The four H α -emitter stars are located to the west of the Ori OB1b association,

but at angular separations much greater than the extension of the halo of the σ Orionis cluster at 0.5 deg from the cluster centre, which is defined by the σ Ori Trapezium-like system (Caballero 2008a). The remaining 161 stars and brown dwarfs were located at less than 0.5 deg from the centre.

- We next applied the same astrometric criteria with *Gaia* DR2 data for cluster membership as in Caballero (2018), which represented an improvement with respect to those presented in Caballero (2010b). In particular, we discarded 51 stars with total proper motions $\mu > 10$ mas a $^{-1}$ and/or parallaxes less than 1.5 mas or greater than 3.5 mas. The parallax criterion translated into discarding all stars with distances outside the 290–670 pc interval (assuming $d = 1/\varpi$; the precise σ Orionis distance of Schaefer et al. (2016) was 387.5 ± 1.3 pc). Careful inspection of the six *Gaia* DR2 sources with parallax uncertainties greater than 20 % led to the recovery of Mayrit 1073209, an M3.0 star with youth features but with poor *Gaia* DR2 astrometric quality flags (`astrometric_gof_al`, `astrometric_chi2_al`, `astrometric_excess_noise` and, especially, the [re-normalised] unit-weight errors UWE and RUWE⁷).
- Of the 110 remaining stars we identify OB spectral types in 11 cases, Li I in absorption in 87 (34 for the first time) cases, H α in emission in 67 (12 for the first time) cases, MIR excess in 46 cases, and X-ray emission in 63 cases. A few photometric cluster member candidates continue in the same state.

As expected, none of the astrometrically discarded stars displayed lithium in absorption, MIR excess, or X-ray emission. Many do not follow the spectro-photometric cluster sequence, either. However, there are two distant stars with faint and strong H α emission: IRAS 05358–0238 and StHa 50, respectively. The former is an evolved star at $d = 1.7^{+0.9}_{-0.5}$ kpc (Bailer-Jones et al. 2018) with a weak silicate feature and structure in the 10–12 μ m range (Oliveira & van Loon 2004), while the later is an unusual, isolated Herbig Ae/Be star in the background at $d = 2.01^{+0.21}_{-0.18}$ kpc (Caballero 2017; Bailer-Jones et al. 2018). In spite of having been identified as a non-cluster-member over a decade ago (Caballero 2008b), IRAS 05358–0238 has since been observed with expensive facilities such as SCUBA and *Herschel* (Williams et al. (2013); Maucó et al. (2016)).

Of the 51 foreground and background stars, 16 have previously been classified as such (e.g. Warren & Hesser (1977); Sherry et al. (2004); Caballero (2007)). However, remarkably, 35 stars, which are listed in Table 3, were classified as cluster-member candidates in the extensive surveys of Hernández et al. (2007) and Caballero (2008b). Although additional cluster member candidates were discarded afterwards (e.g. in previous items of this series of papers or by Hernández et al. (2014)), such a large number of new non-members has serious implications for a number of key science cases in the σ Orionis cluster. We qualitatively outline below some of the most relevant implications: (i) Hernández et al. (2007) determined frequencies of discs in a sample of 336 σ Orionis Herbig Ae/Be and T Tauri star candidates ranging from 10 % to 35 %, approximately, depending on stellar mass. A stellar population smaller by 10 % may translate into an increase in the frequency of discs in intermediate-mass T Tauri stars to almost 40 %; (ii) Peña Ramírez et al. (2012) determined the most comprehensive mass function (mass spectrum) of the cluster from about $20 M_{\odot}$ to about $0.005 M_{\odot}$ (see also Caballero (2011)). These latter authors built this mass spectrum with the help of the Mayrit catalogue (Caballero (2008b))

⁷ <https://www.cosmos.esa.int/web/gaia/dr2-known-issues>

with the latest updates available that moment. The lack of 27 stars with estimated masses around $0.5 M_{\odot}$ can make a sharper contrast between the steep Salpeter's region at more than $1 M_{\odot}$ and the almost flat slope of the mass spectrum at the lowest masses (Kroupa (2001); Chabrier (2003)); (iii) Most of the discarded stars are located relatively far from the cluster centre⁸. Therefore, while the cluster core may follow the same power law in the radial distribution presented by Caballero (2008a), the halo at angular separations $\rho \gtrsim 20$ arcsec could be even more rarefied. In other words, σ Orionis could be more compact than previously thought, which would ease the separation of its young population from other nearby young populations (Horsehead and Flame nebulae, ϵ Orionis); (iv) To date, the only metallicity determination based on a significantly large sample of stars in the cluster was performed by González Hernández et al. (2008). Looking back to their stellar sample with our current knowledge, the average cluster $[\text{Fe}/\text{H}]$ value may be different from what they derived, albeit still near solar.

Regarding cluster members and member candidates in particular, while there are a few stars with the four youth features (Li I, $\text{H}\alpha$, MIR, X-rays), apart from μ and d within the suitable intervals, there are also some member candidates that only follow the spectro-photometric sequence of the cluster. This is the case especially for relatively inactive A- and early-F-type stars, which have hot effective temperatures that prevent the formation of Li I and of deep convective zones (and, thus, strong magnetic fields) and, in addition, have short disc-dissipation times. The list of photometric members without spectroscopic confirmation includes Mayrit 11238 (σ Ori C itself; A2 V). Besides, Mayrit 1227243 (HD 294275; A1 V) was classified by Caballero (2017) as a non-cluster-member based on a TGAS (Altmann et al. (2017)) parallax that was quite different from the new *Gaia* DR2 one, which is compatible with cluster membership, and therefore it stands as a photometric member candidate.

In addition, we identified for the first time spectral features of youth (especially, but not only, Li I) in six stars that were previously photometric cluster-member candidates: Mayrit 144349, 1082115, 1042077, 1273081, and 1476077. We also assigned new Mayrit designations to two stars: Mayrit 1045067AB ([BMZ2001] S Ori J053948.1–022914; M3.0), for which lithium was not appreciable in our OSIRIS spectrum but for which low-gravity features were detected by Burningham et al. (2005), and Mayrit 1042077 ([HHM2007] 1250; K7), with a new Li I detection. Some faint targets with controvertible detections of youth features, such as Mayrit 1298302 and Mayrit 1500066, require further investigation.

Figure 3 shows the measured $\text{EW}(\text{Li I})$ as a function of adopted spectral type. The earliest σ Orionis star for which we measured $\text{EW}(\text{Li I})$ is Mayrit 1285339 (HD 294268; F8 e). Pérez-Blanco et al. (2018) classified this object as a relatively evolved star in the sparse population of the Orion OB1 association. Our classification as a true cluster member is in accordance with the fact that the star hosts a transitional disc (Williams et al. 2013; Brown et al. 2013; Ansdell et al. 2017; Péricaud et al. 2017). However, since there are Herbig Ae/Be and classical T Tauri stars (with different kinds of discs) in the sparse population of the Orion OB1 association (e.g. Hernández et al. 2005; Briceño et al. 2019), there is still a possibility that Mayrit 1285339 actually belongs to that sparse population and not to the σ Orionis cluster. This argument is supported mainly

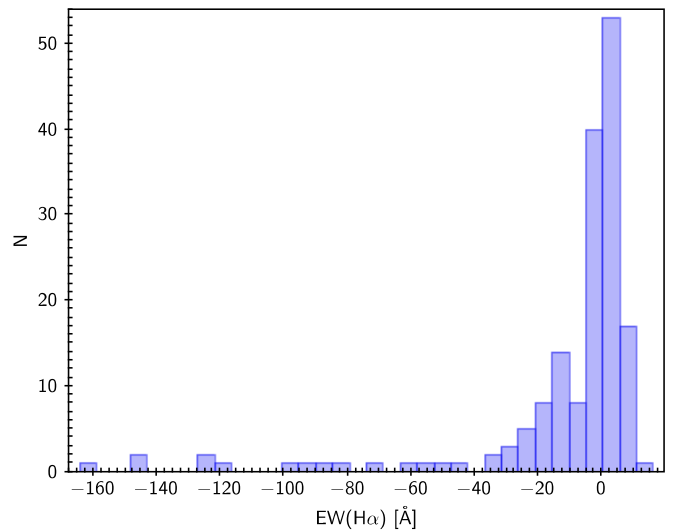


Fig. 4. Histogram of the number of sources as a function of the measured $\text{EW}(\text{H}\alpha)$. The bin size of this histogram has been adjusted according to Freedman & Diaconis (1981).

by the radial velocity analysis of Pérez-Blanco et al. (2018). Mayrit 1285339 and some G- and K-type stars observed with IDS R1200Y and $\text{EW}(\text{Li I})$ within the envelopes of the Pleiades cluster are discussed in Sect. 3.3.

3.2. Strong accretors

The $\text{H}\alpha$ line is the atomic line for which we have the largest number of measurements, either in emission or in absorption. Fig. 4 shows the distribution of our $\text{EW}(\text{H}\alpha)$ measurements. The vast majority of these lie in the interval from $+17 \text{ \AA}$ in absorption (for late B and early A stars) to -40 \AA in emission. However, there is a tail of very strong emitters, with $\text{EW}(\text{H}\alpha)$ down to -160 \AA , which correspond to objects that undergo accretion from a circum(sub)stellar disc. In particular, there are 40 σ Orionis stars and brown dwarfs in our sample that satisfy the Barrado y Navascués & Martín (2003) criterion for separating classical T Tauri objects with accretion from weak-line T Tauri objects with chromospheric activity. One non-cluster-member, the background Herbig Ae/Be star StHa 50, is above the coarse extrapolation of that criterion to spectral types earlier than K. The four discarded T Tauri stars discovered by Haro & Moreno (1953) are also above the accretional/chromospheric activity boundary (Fig. 3.2).

Of the 40 accreting cluster members, 12 are young cluster members with $\text{EW}(\text{H}\alpha) < -50 \text{ \AA}$, and are listed in Table 4, together with two Haro objects in IC 434. All of these 12 also have $\text{EW}(\text{H}\beta) < -12 \text{ \AA}$ and significant emission in all observable Balmer lines, except for the M6.5-type brown dwarf Mayrit 1196092 ($J \approx 15.3$ mag), whose blue spectrum is too noisy. Table 4 includes: the brown dwarf mentioned immediately above; two objects at the stellar/substellar boundary at $J \approx 14.5$ mag (Caballero et al. (2007)), namely Mayrit 1316178 and Mayrit 1364078, which also have M6.5 adopted spectral types; seven photometrically variable sources (Fedorovich (1960); Caballero et al. (2004)); three stars with Li I in absorption detected for the first time; and three stars and one brown dwarf with $\text{EW}(\text{H}\alpha)$ measured for the first time (including the two Haro stars in IC 434).

⁸ The Mayrit number indicates the angular separation to and position angle from the cluster centre; e.g. Mayrit 1045067 is at $\rho \approx 1045$ arcsec and $\theta \approx 67$ deg from σ Ori AB.

Table 4. Strongly accreting stars and brown dwarfs with $\text{EW}(\text{H}\alpha) < -50 \text{ \AA}$.

Mayrit	Alternative name	H α emitter name	Variable name	SpT adopted	EW(H α) [\AA]	Remarks
Mayrit 1329304	Haro 5–5	Haro 5–5	...	M2.5	-118^{+14}_{-15}	EW(Li I) this work; red-shifted H α
Mayrit 873229AB	Haro 5–7	ESO–Ha 1646	NSV 2489	M4.5	-59^{+5}_{-6}	Red-shifted H α
Mayrit 757219	Haro 5–8	Kiso A–0976 322	SVS 1241	M1.0	-91^{+7}_{-9}	
Mayrit 329261AB	[SWW2004] 207	M4.5	-148^{+16}_{-20}	EW(H α) this work
Mayrit 1207349	Haro 5–9	Kiso A–0976 330	V2731 Ori	M0.0	-54^{+3}_{-3}	
Mayrit 1316178	S Ori J053847.2–025756	M6.5	-80^{+10}_{-13}	EW(H α) this work
Mayrit 687156	[WB2004] 26	ESO–Ha 1693	...	M4.5	-50^{+4}_{-6}	EW(Li I) this work; red-shifted H α
Mayrit 871071	Haro 5–27	Kiso A–0976 356	V510 Ori	K2	-123^{+2}_{-3}	Source of HH 444
Mayrit 1279052	Haro 5–30	Haro 5–30	...	M5.5	-100^{+20}_{-25}	
Mayrit 1041082	Haro 5–32	Kiso A–0976 359	V604 Ori	M3.0	-89^{+12}_{-19}	Blue-shifted H α
Mayrit 1196092	S Ori J054004.5–023642	M6.5	-125^{+15}_{-15}	EW(Li I) this work; brown dwarf
Mayrit 1364078	V2754 Ori	...	V2754 Ori	M6.5	-73^{+10}_{-19}	
...	Haro 5–40	Kiso A–0976 375	...	M4.0	-147^{+11}_{-21}	EW(H α) this work; IC 434
...	Haro 5–44	Kiso A–0904 111	V612 Ori	M3:	-160^{+28}_{-35}	EW(H α) this work; red-shifted H α ; IC 434

After correcting heliocentric radial velocities using the IRAF `bvcorr` task and smoothing the spectra with grade-two splines, we measured the shift of the centroid of the H α line (Fig. 6) and found five stars with displacements with respect to the air wavelength greater than 2.5 \AA , which translates into gas velocities greater than about 120 km s^{-1} . These five stars are ideal targets for searches for new faint jets in σ Orionis as discovered recently by Riaz et al. (2019).

Remarkably, nine of the 14 stars in Table 4 were discovered in objective-prism photographic plates by a small team of Mexican astronomers back in the middle of the twentieth century (Haro & Moreno 1953).

3.3. Binaries

On the one hand, in Fig. 3 there are two mid-type stars with relatively small EW(Li I) for their effective temperatures. These are Mayrit 863116 (HD 294300; G4) and Mayrit 1415279AB (OriNTT 429; K1). The latter is a spectroscopic binary discovered by Lee et al. (1994). As discussed in detail by Caballero (2010a)⁹, this double star shows a lower EW(Li I) than its actual value when observed in low spectral resolution (the combined spectrum of the red- and blueshifted components is smoothed by the low resolution).

On the other hand, there are another two classical T Tauri stars in Fig. 3 with youth features and proper motions consistent with σ Orionis membership, but with abnormal *Gaia* DR2 parallaxes and low-quality astrometric flags. These are Mayrit 359179AB (V595 Ori) and Mayrit 873229AB (Haro 5–7), which were classified by Caballero et al. (2018) as a resolved binary and a binary candidate, respectively, with angular separa-

tions $\rho < 1 \text{ arcsec}$ (Mayrit 873229AB is also a double-line spectroscopic binary; Maxted et al. (2008)).

Based on these two facts, close binarity could explain part of the scatter in the EW(Li I) versus spectral-type diagram in Fig. 3 (and in colour-magnitude diagrams), as well as inconsistencies between spectroscopic and astrometric data. Multiplicity in the σ Orionis cluster was reviewed in detail by Caballero (2014) and updated by Caballero et al. (2018). Following the procedure of the latter publication, we looked in *Gaia* DR2 for close binaries ($\rho < 4 \text{ arcsec}$) among the investigated stars. Our results are summarised in Table 5.

With the help of the Topcat Virtual Observatory tool, we identified and measured angular separation ρ , position angle θ , and magnitude difference in the *Gaia* broadband filter ΔG for 11 σ Orionis stars (at *Gaia* DR2 epoch J2015.5). We were also able to measure magnitude differences in the blue and red *Gaia* filters ΔB_p and ΔR_p for 5 of those 11. Of the 11 binaries, 6 had been discovered by Caballero (2008b, 2010a,b) and Caballero et al. (2018). Another two, indicated with parenthesis under “Reference” in Table 5, were presented as binary candidates by Caballero et al. (2018), but these latter authors were only able to impose upper limits on angular separation. In summary, we discovered three new close binaries, namely Mayrit 329261AB, Mayrit 1045067AB, and Mayrit 1248183AB, and measured ρ and θ for the first time for another two close binaries, namely Mayrit 873229AB and Mayrit 1626148AB. Of these five objects, only the equal-mass Mayrit 1045067AB binary has an angular separation greater than 0.90 arcsec . The eponymous σ Ori multiple system, which contains at least five stars with spectral types between B2 V and O9.5 V (Caballero (2014); Simón-Díaz et al. (2015); Maíz Apellániz et al. (2018), and references therein), is not resolved by *Gaia*.

As illustrated by Fig. 7, we also retrieved *Gaia* DR2 radial velocities for 14 σ Orionis stellar members (and for 32

⁹ This is a summary in English of Caballero (2006, PhD thesis, Universidad de La Laguna, Spain).

Table 5. Young binary stars in our sample resolved by *Gaia*.

Mayrit	ρ [arcsec]	θ [deg]	ΔB_p [mag]	ΔG [mag]	ΔR_p [mag]	Reference ^a
873229AB	0.78	313.6	...	2.74	...	(This work)
329261AB	0.90	80.5	...	3.00	...	This work
168291AB	3.25	55.4	1.35	1.82	2.03	Cab10b
1248183AB	0.76	224.5	...	3.33	...	This work
359179AB	0.99	226.9	...	1.55	...	Cab18
707162AB	1.07	88.7	...	1.46	...	Cab10a
1626148AB	0.64	133.7	-0.07	0.15	-0.02	(This work)
960106AB	3.25	233.6	...	6.10	...	Cab18
1106058AB	2.68	219.5	3.75	3.88	3.15	Cab08
1045067AB	1.35	197.4	0.57	0.041	0.14	This work
1245057AB	2.14	4.3	0.31	0.0019	-0.11	Cab08

^a **References.** Cab08: Caballero (2008b); Cab10a: Caballero (2010a); Cab10b: Caballero (2010b); Cab18: Caballero et al. (2018).

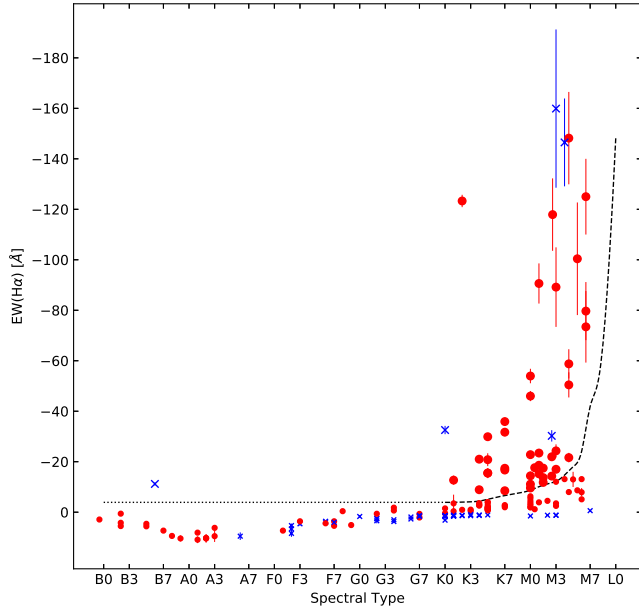


Fig. 5. Measured $EW(H\alpha)$ of our sample of stars as a function of adopted spectral type. The black dashed line shows the curve fitting from K0 to L0 of the EWs used in Barrado y Navascués & Martín (2003) as an empirical criterion for identifying classical T Tauri stars. The black dotted line shows the coarse extrapolation of the Barrado y Navascués & Martín (2003) criterion to spectral types earlier than K0 ($EW(H\alpha) = -3.9 \text{ \AA}$). Big and small red filled circles indicate cluster member stars and brown dwarfs with EWs above and below the black lines, respectively. Big and small blue crosses show non-cluster-member stars with EWs above and below the black lines, respectively. The early K-type σ Orionis star with strong emission is Mayrit 871071 (Haro 5-27, V510 Ori), the driving source of the jet HH 444 (Reipurth et al. (1998); López-Martín et al. (2001)).

non-cluster-members), and found three young stars with radial velocities discordant with that of the cluster by more than 3σ : Mayrit 822170 ([W96] 4771-0119), Mayrit 1275190, and Mayrit 1285339 (HD 294268). The case of the T Tauri star Mayrit 822170 is striking, as it has lithium in absorption and $H\alpha$ and X-rays in emission but a radial velocity of $-32 \pm 6 \text{ km s}^{-1}$, vastly different from the $+31.10 \pm 0.16 \text{ km s}^{-1}$

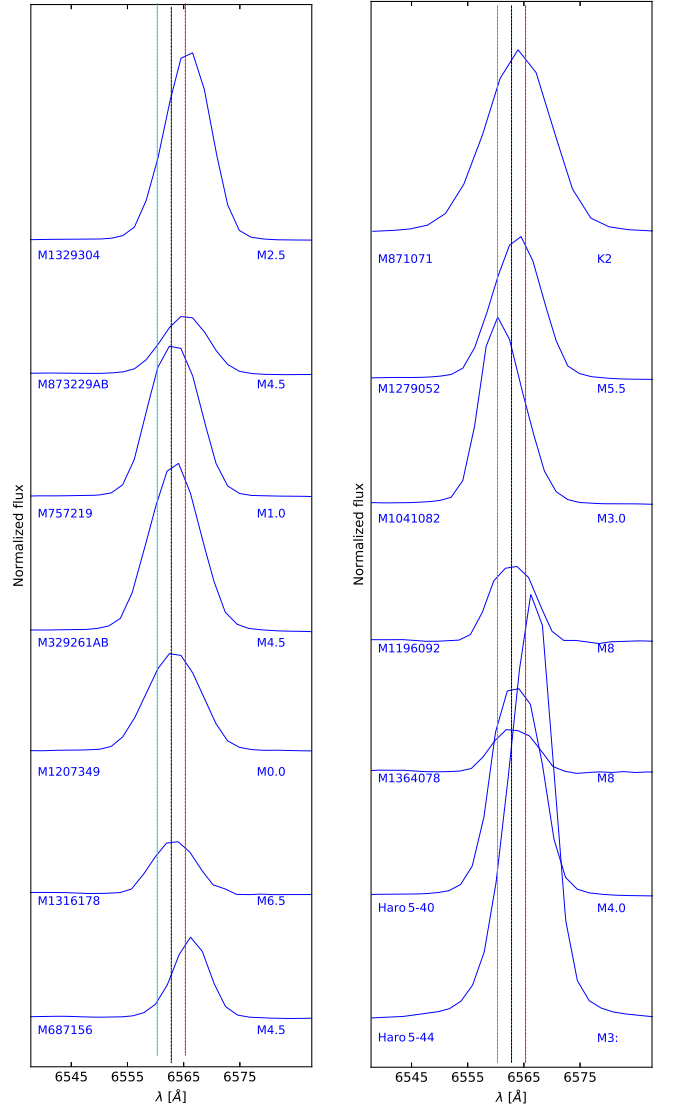


Fig. 6. Normalised spectra around $H\alpha \lambda 6562.80 \text{ \AA}$ of the 14 strong accretors in Table 4. The vertical lines show the $H\alpha$ line shifted by -2.5 \AA (cyan), 0.0 \AA (black), and $+2.5 \text{ \AA}$ (red).

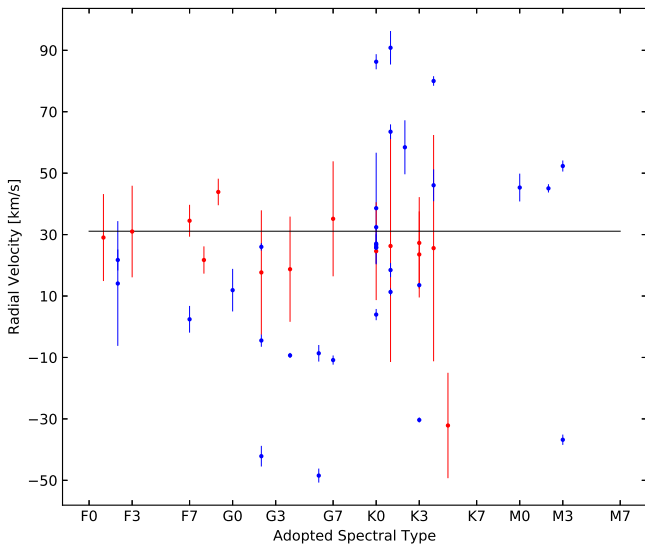


Fig. 7. *Gaia* DR2 radial velocity as a function of adopted spectral type. Red and blue circles highlight σ Orionis stars and non-cluster-member stars, respectively; coloured vertical error bars show 3σ uncertainties; and the black horizontal line shows the σ Ori systemic velocity $\gamma = +31.10 \pm 0.16 \text{ km s}^{-1}$.

determined by Simón-Díaz et al. (2015) for the open cluster. We looked for additional radial-velocity determinations on these three stars in the studies by Jeffries et al. (2006), Caballero (2010a), Maxted et al. (2008), Sacco et al. (2008), Hernández et al. (2014), and Kounkel et al. (2018). Our findings are summarised in Table 6. The observed discordances are likely due to membership to the sparse foreground population of the Orion OB1 association (Mayrit 1275190 and, especially, Mayrit 1285339; Pérez-Blanco et al. (2018)) or to the presence of an unseen companion (Mayrit 822170). The same may apply to the other young stars with low $\text{EW}(\text{Li I})$ for their spectral type or abnormal radial velocities and parallaxes. If both Mayrit 1275190 and Mayrit 1285339, at $21.3\text{--}21.4$ arcmin to the cluster centre, actually belonged to a distinct population, the list of previous cluster member candidates discarded in this work (Table 3) would increase to 37 and in addition σ Orionis would be spatially more compact.

There are six tight binary systems among the 11 investigated *Gaia* DR2 sources with the highest RUWE values (Sect. 3.1): σ Ori AB ($\rho \approx 0.266$ arcsec – Burnham (1892); Turner et al. (2008); Simón-Díaz et al. (2011)), Mayrit 528005AB ([W96] 4771–899, $\rho \approx 0.40$ arcsec – Caballero (2005)), and four of the five young binary stars in our sample resolved by *Gaia* (Table 5) with angular separations between 0.6 and 1.0 arcsec. All six have RUWE values greater than 3.8 , much larger than the maximum value of 1.4 recommended for reliable astrometry by the *Gaia* Data Processing and Analysis Consortium (c.f., Sect. 3.1). The fifth resolved binary, with $\rho \approx 0.90$ arcsec, $\Delta G \approx 3.00$ mag, and $\text{RUWE} \approx 1.23$, is Mayrit 329261AB ([SWW2004] 207), for which Sherry et al. (2004) reported a very nearby source with similar optical magnitudes ([SWW2004] 103). The other five stars sorted by RUWE values from 21.8 to 5.0 are Mayrit 203283, 1082115, 1073209, 521199, and 157155. All five of them have at least Li I in absorption and are thought to be single, with one of them, namely Mayrit 521199 (TX Ori), displaying all the attributes of a classical T Tauri star. Alternatively, these five objects could be

Table 6. Three Mayrit stars with discordant radial velocities.

Mayrit	V_r [km s^{-1}]		
	Her14 ^a	Kou18 ^a	<i>Gaia</i> ^a
822170	$+34.0 \pm 0.8$	$+33.09 \pm 0.47$	-32.15 ± 5.72
1275190	...	$+45.81 \pm 0.75$	$+43.88 \pm 1.44$
1285339	$+22.2 \pm 1.1$	$+22.90 \pm 0.63$	$+21.73 \pm 1.48$

^a **References.** Her14: Hernández et al. (2014); Kou18: Kounkel et al. (2018); *Gaia*: Gaia Collaboration et al. (2018).

tight binaries yet unresolved by *Gaia*, with angular separations of 0.5 arcsec or less.

4. Summary

We present a new detailed characterisation of 111 σ Orionis cluster members with spectral types from O9.5 to M6.5, 4 T Tauri stars in neighbouring star-forming regions, and 51 foreground and background stars. Our target sample includes OB stars in Trapezium-like systems, Herbig Ae/Be and T Tauri stars, and brown dwarfs with ages of about 3 Ma, in addition to peculiar interloper stars of different ages and evolutionary stages.

We used low-resolution optical spectroscopy collected with IDS at the INT and OSIRIS at the GTC to identify new youth features (mostly Li I in absorption and Balmer lines in emission) and to determine spectral types, *Gaia* DR2 proper motions, parallaxes, and photometry. We also used Virtual Observatory tools to astrometrically discard cluster members and to find close binaries, and literature information, such as X-ray emission, MIR flux excess, and previous measurements of Li I and $\text{H}\alpha$, for previous and relevant information. The combination of all these data allowed us to carry out an exhaustive membership classification and thereby form a more detailed picture of the σ Orionis stellar and substellar populations.

Perhaps the most remarkable result is the finding that 35 of those 51 non-cluster-member stars were previously classified and considered as cluster members in highly cited works on disc frequency and characterisation, initial mass function, spatial distribution, and chemical abundances. These 35 stars represent about 10% of the whole σ Orionis stellar population, and very likely a higher fraction at intermediate masses ($M \sim 0.5\text{--}1.0 M_{\odot}$), which has a significant impact on the results shown in previous works.

In addition, we have found: 14 strong accretors with $\text{EW}(\alpha) < -50 \text{ \AA}$, of which 2 are new identifications and 4 have measured $\text{EW}(\text{H}\alpha)$ for the first time; 5 strong accretors with significant blue- or redshift of the $\text{H}\alpha$ line, which can host undetected jets; 11 astrometric binaries with angular separations of $0.6\text{--}3.2$ arcsec, of which 3 are discovered here and 5 have measured ρ and θ for the first time; 2 juvenile star candidates in the sparse population of the Ori OB1b association; and one spectroscopic candidate based on *Gaia* DR2 radial velocities. Another five cluster members could be tight binaries based on large values of *Gaia* DR2 re-normalised unit-weight errors.

This fourth paper of the series “Stars and brown dwarfs in the σ Orionis cluster” is a follow-on of the comprehensive analysis of the very young open cluster with perhaps the best-studied stellar and substellar populations. It is also a preliminary step for the improvement in the determination of key parameters in star

formation: metallicity, multiplicity, slope of the mass spectrum, disc and jet frequency, and spatial concentration across the huge mass interval from 20 to $0.005 M_{\odot}$.

Acknowledgements. We thank the anonymous referee for the careful review, J. Sanz-Forcada for helpful comments on X-rays, and R. Campillo for starting working on the data during his MSc thesis. This article is based on observations made in the Observatorios de Canarias del IAC with the Gran Telescopio Canarias and Isaac Newton Telescope of the Isaac Newton Group of Telescopes, both installed at the Spanish Observatorio del Roque de los Muchachos of the Instituto de Astrofísica de Canarias, in the island of La Palma, Spain, under programs INT15-07A, GTC55-12A, and GTC30-12B. This research made use of the SIMBAD, operated at Centre de Données astronomiques de Strasbourg, France, and NASA's Astrophysics Data System. Financial support was provided by the Universidad Complutense de Madrid, the Comunidad Autónoma de Madrid, and the Spanish Ministerio de Ciencia e Innovación under grant AYA2016-79425-C3-2-P.

References

- Alonso-Floriano, F. J., Morales, J. C., Caballero, J. A., et al. 2015, *A&A*, 577, A128
- Altmann, M., Roeser, S., Demleitner, M., Bastian, U., & Schilbach, E. 2017, *A&A*, 600, L4
- Álvarez-Meraz, R., Nagel, E., Rendon, F., & Barragán, O. 2017, *Rev. Mexicana Astron. Astrofis.*, 53, 275
- Ansdeell, M., Williams, J. P., Manara, C. F., et al. 2017, *AJ*, 153, 240
- Bailer-Jones, C. A. L., Rybizki, J., Fouesneau, M., Mantelet, G., & Andrae, R. 2018, *AJ*, 156, 58
- Barnes, P. J., Crutcher, R. M., Biegging, J. H., Storey, J. W. V., & Willner, S. P. 1989, *ApJ*, 342, 883
- Barrado y Navascués, D. & Martín, E. L. 2003, *AJ*, 126, 2997
- Béjar, V. J. S., Osorio, M. R. Z., & Rebolo, R. 1999, *ApJ*, 521, 671
- Bertout, C. 1989, *ARA&A*, 27, 351
- Bik, A., Lenorzer, A., Kaper, L., et al. 2003, *A&A*, 404, 249
- Boesgaard, A. M. & Tripicco, M. J. 1986, *ApJ*, 302, L49
- Bouvier, J., Barrado, D., Moraux, E., et al. 2018, *A&A*, 613, A63
- Briceño, C., Calvet, N., Hernández, J., et al. 2019, *AJ*, 157, 85
- Brown, J. M., Pontoppidan, K. M., van Dishoeck, E. F., et al. 2013, *ApJ*, 770, 94
- Burnham, S. W. 1892, *Astronomische Nachrichten*, 130, 257
- Burningham, B., Naylor, T., Littlefair, S. P., & Jeffries, R. D. 2005, *MNRAS*, 356, 1583
- Caballero, J. A. 2005, *Astronomische Nachrichten*, 326, 1007
- Caballero, J. A. 2007, *A&A*, 466, 917
- Caballero, J. A. 2008a, *MNRAS*, 383, 375
- Caballero, J. A. 2008b, *A&A*, 478, 667
- Caballero, J. A. 2010a, *Astrophysics and Space Science Proceedings*, 14, 79
- Caballero, J. A. 2010b, *A&A*, 514, A18
- Caballero, J. A. 2011, in *Stellar Clusters & Associations: A RIA Workshop on Gaia*, 108–112
- Caballero, J. A. 2014, *The Observatory*, 134, 273
- Caballero, J. A. 2017, *Astronomische Nachrichten*, 338, 629
- Caballero, J. A. 2018, *Research Notes of the American Astronomical Society*, 2, 25
- Caballero, J. A., Albacete-Colombo, J. F., & López-Santiago, J. 2010, *A&A*, 521, A45
- Caballero, J. A., Béjar, V. J. S., Rebolo, R., et al. 2007, *A&A*, 470, 903
- Caballero, J. A., Béjar, V. J. S., Rebolo, R., & Zapatero Osorio, M. R. 2004, *A&A*, 424, 857
- Caballero, J. A., Bouy, H., & Lillo-Box, J. 2016, *The Observatory*, 136, 226
- Caballero, J. A., Cabrera-Lavers, A., García-Álvarez, D., & Pascual, S. 2012, *A&A*, 546, A59
- Caballero, J. A., López-Santiago, J., de Castro, E., & Cornide, M. 2009, *AJ*, 137, 5012
- Caballero, J. A., Novalbos, I., Tobal, T., & Miret, F. X. 2018, *Astronomische Nachrichten*, 339, 60
- Caballero, J. A. & Solano, E. 2008, *A&A*, 485, 931
- Caballero, J. A., Valdivielso, L., Martín, E. L., et al. 2008, *A&A*, 491, 515
- Carlsson, M., Rutten, R. J., Bruls, J. H. M. J., & Shchukina, N. G. 1994, *A&A*, 288, 860
- Cepa, J. 2010, *Astrophysics and Space Science Proceedings*, 14, 15
- Cepa, J., Aguiar, M., Escalera, V. G., et al. 2000, in *Optical and IR Telescope Instrumentation and Detectors*, Vol. 4008, 623–631
- Chabrier, G. 2003, *PASP*, 115, 763
- Chaffee, Frederic H., J., Carbon, D. F., & Strom, S. E. 1971, *ApJ*, 166, 593
- Cody, A. M. & Hillenbrand, L. A. 2014, *ApJ*, 796, 129
- Collinder, P. 1931, *Annals of the Observatory of Lund*, 2, B1
- Cottle, J. N., Covey, K. R., Suárez, G., et al. 2018, *ApJS*, 236, 27
- Covey, K. R., Ivezić, Ž., Schlegel, D., et al. 2007, *AJ*, 134, 2398
- Cox, A. N. 2001, *Allen's Astrophysical Quantities* (Springer)
- Cram, L. E. & Mullan, D. J. 1979, *ApJ*, 234, 579
- Davison, C. L., White, R. J., Henry, T. J., et al. 2015, *AJ*, 149, 106
- Elliott, P., Scholz, A., Jayawardhana, R., Eisloffel, J., & Hébrard, E. M. 2017, *A&A*, 608, A66
- Falcón-Barroso, J., Sánchez-Blázquez, P., Vazdekis, A., et al. 2011, *A&A*, 532, A95
- Favata, F. & Micela, G. 2003, *Space Sci. Rev.*, 108, 577
- Fedorovich, V. P. 1960, *Peremennye Zvezdy*, 13, 166
- Fűrész, G., Hartmann, L. W., Megeath, S. T., Szentgyorgyi, A. H., & Hamden, E. T. 2008, *ApJ*, 676, 1109
- Franciosini, E., Pallavicini, R., & Sanz-Forcada, J. 2006, *A&A*, 446, 501
- Freedman, D. & Diaconis, P. 1981, *Zeitschrift für Wahrscheinlichkeitstheorie und Verwandte Gebiete*, 57, 453
- Gaia Collaboration, Brown, A. G. A., Vallenari, A., et al. 2018, *A&A*, 616, A1
- Gaia Collaboration, Prusti, T., de Bruijne, J. H. J., et al. 2016, *A&A*, 595, A1
- Garrison, R. F. 1967, *PASP*, 79, 433
- Goicoechea, J. R., Pety, J., Gerin, M., et al. 2006, *A&A*, 456, 565
- González Hernández, J. I., Caballero, J. A., Rebolo, R., et al. 2008, *A&A*, 490, 1135
- Greenstein, J. L. & Keenan, P. C. 1958, *ApJ*, 127, 172
- Guetter, H. H. 1981, *AJ*, 86, 1057
- Habart, E., Abergel, A., Walmsley, C. M., Teyssier, D., & Pety, J. 2005, *A&A*, 437, 177
- Haro, G. & Moreno, A. 1953, *Boletín de los Observatorios Tonantzintla y Tacubaya*, 1, 11
- Herbig, G. H. 1962, *ApJ*, 135, 736
- Hernández, J., Calvet, N., Hartmann, L., et al. 2005, *AJ*, 129, 856
- Hernández, J., Calvet, N., Perez, A., et al. 2014, *ApJ*, 794, 36
- Hernández, J., Hartmann, L., Megeath, T., et al. 2007, *ApJ*, 662, 1067
- Houk, N. & Swift, C. 1999, *Michigan catalogue of two-dimensional spectral types for the HD Stars*; vol. 5 (Department of Astronomy, University of Michigan)
- Jeffries, R. D., Maxted, P. F. L., Oliveira, J. M., & Naylor, T. 2006, *MNRAS*, 371, L6
- Johnson, H. L. & Mitchell, R. I. 1958, *ApJ*, 128, 31
- Kenyon, M. J., Jeffries, R. D., Naylor, T., Oliveira, J. M., & Maxted, P. F. L. 2005, *MNRAS*, 356, 89
- Kirkpatrick, J. D., Henry, T. J., & McCarthy, Jr., D. W. 1991, *ApJS*, 77, 417
- Koenig, X., Hillenbrand, L. A., Padgett, D. L., & DeFelippis, D. 2015, *AJ*, 150, 100
- Kounkel, M., Covey, K., Suárez, G., et al. 2018, *AJ*, 156, 84
- Kroupa, P. 2001, *MNRAS*, 322, 231
- Lada, C. J., Muench, A. A., Luhman, K. L., et al. 2006, *AJ*, 131, 1574
- Lee, C. W., Martin, E. L., & Mathieu, R. D. 1994, *AJ*, 108, 1445
- Lépine, S., Hilton, E. J., Mann, A. W., et al. 2013, *AJ*, 145, 102
- López-Martín, L., Raga, A. C., López, J. A., & Meaburn, J. 2001, *A&A*, 371, 1118
- López-Santiago, J. & Caballero, J. A. 2008, *A&A*, 491, 961
- Luhman, K. L., Hernández, J., Downes, J. J., Hartmann, L., & Briceño, C. 2008, *ApJ*, 688, 362
- Lyngå, G. 1982, *A&A*, 109, 213
- Maíz Apellániz, J., Barbá, R. H., Simón-Díaz, S., et al. 2018, *A&A*, 615, A161
- Manara, C. F., Testi, L., Rigliaco, E., et al. 2013, *A&A*, 551, A107
- Martín, E. L., Lodieu, N., Pavlenko, Y., & Béjar, V. J. S. 2018, *ApJ*, 856, 40
- Maucó, K., Hernández, J., Calvet, N., et al. 2016, *ApJ*, 829, 38
- Maxted, P. F. L., Jeffries, R. D., Oliveira, J. M., Naylor, T., & Jackson, R. J. 2008, *MNRAS*, 385, 2210
- Metodieva, Y., Antonova, A., Golev, V., et al. 2015, *MNRAS*, 446, 3878
- Mezger, P. G., Chini, R., Kreysa, E., Wink, J. E., & Salter, C. J. 1988, *A&A*, 191, 44
- Montes, D., López-Santiago, J., Fernández-Figueroa, M. J., & Gálvez, M. C. 2001a, *A&A*, 379, 976
- Montes, D., López-Santiago, J., Gálvez, M. C., et al. 2001b, *MNRAS*, 328, 45
- Muench, A. A., Alves, J., Lada, C. J., & Lada, E. A. 2001, *ApJ*, 558, L51
- Nesterov, V. V., Kuzmin, A. V., Ashimbaeva, N. T., et al. 1995, *A&AS*, 110
- Neuhäuser, R., Torres, G., Sterzik, M. F., & Randich, S. 1997, *A&A*, 325, 647
- Newton, E. R., Charbonneau, D., Irwin, J., et al. 2014, *AJ*, 147, 20
- Oliveira, J. M. & van Loon, J. T. 2004, *A&A*, 418, 663
- Pallavicini, R., Golub, L., Rosner, R., et al. 1981, *ApJ*, 248, 279
- Peña Ramírez, K., Béjar, V. J. S., Zapatero Osorio, M. R., Petr-Gotzens, M. G., & Martín, E. L. 2012, *ApJ*, 754, 30
- Pecaut, M. J. & Mamajek, E. E. 2013, *ApJS*, 208, 9
- Pérez-Blanco, A., Maucó, K., Hernández, J., et al. 2018, *ApJ*, 867, 116
- Péicaud, J., Di Folco, E., Dutrey, A., Guilloteau, S., & Piétu, V. 2017, *A&A*, 600, A62
- Perryman, M. A. C., Brown, A. G. A., Lebreton, Y., et al. 1998, *A&A*, 331, 81
- Popper, D. M. 1980, *ARA&A*, 18, 115

- Pound, M. W., Reipurth, B., & Bally, J. 2003, *AJ*, 125, 2108
- Preibisch, T., Kim, Y.-C., Favata, F., et al. 2005, *ApJS*, 160, 401
- Reipurth, B., Bally, J., Fesen, R. A., & Devine, D. 1998, *Nature*, 396, 343
- Riaz, B., Briceño, C., Whelan, E. T., & Heathcote, S. 2017, *ApJ*, 844, 47
- Riaz, B., Gizis, J. E., & Harvin, J. 2006, *AJ*, 132, 866
- Riaz, B., Machida, M. N., & Stamatellos, D. 2019, *MNRAS*, 486, 4114
- Sacco, G. G., Franciosini, E., Randich, S., & Pallavicini, R. 2008, *A&A*, 488, 167
- Sacco, G. G., Randich, S., Franciosini, E., Pallavicini, R., & Palla, F. 2007, *A&A*, 462, L23
- Sánchez-Blázquez, P., Peletier, R. F., Jiménez-Vicente, J., et al. 2006, *MNRAS*, 371, 703
- Schaefer, G. H., Hummel, C. A., Gies, D. R., et al. 2016, *AJ*, 152, 213
- Sherry, W. H., Walter, F. M., & Wolk, S. J. 2004, *AJ*, 128, 2316
- Sherry, W. H., Walter, F. M., Wolk, S. J., & Adams, N. R. 2008, *AJ*, 135, 1616
- Simón-Díaz, S., Caballero, J. A., & Lorenzo, J. 2011, *ApJ*, 742, 55
- Simón-Díaz, S., Caballero, J. A., Lorenzo, J., et al. 2015, *ApJ*, 799, 169
- Skinner, S. L., Sokal, K. R., Cohen, D. H., et al. 2008, *ApJ*, 683, 796
- Skrutskie, M. F., Cutri, R. M., Stiening, R., et al. 2006, *AJ*, 131, 1163
- Soderblom, D. R., Hillenbrand, L. A., Jeffries, R. D., Mamajek, E. E., & Naylor, T. 2014, in *Protostars and Planets VI*, ed. H. Beuther, R. S. Klessen, C. P. Dullemond, & T. Henning, 219
- Soderblom, D. R., Jones, B. F., Balachandran, S., et al. 1993, *AJ*, 106, 1059
- Stauffer, J. R. & Hartmann, L. W. 1986, *ApJS*, 61, 531
- Stauffer, J. R., Schultz, G., & Kirkpatrick, J. D. 1998, *ApJ*, 499, L199
- Stelzer, B. & Neuhäuser, R. 2001, *A&A*, 377, 538
- Turner, N. H., ten Brummelaar, T. A., Roberts, L. C., et al. 2008, *AJ*, 136, 554
- van Altena, W. F., Lee, J. T., & Hoffleit, E. D. 1995, *The general catalogue of trigonometric [stellar] parallaxes*
- van Leeuwen, F. 2007, *A&A*, 474, 653
- Vandenberg, D. A. & Bridges, T. J. 1984, *ApJ*, 278, 679
- Vazdekis, A., Sánchez-Blázquez, P., Falcón-Barroso, J., et al. 2010, *MNRAS*, 404, 1639
- Walter, F. M., Sherry, W. H., Wolk, S. J., & Adams, N. R. 2008, *The σ Orionis Cluster*, ed. B. Reipurth, Vol. 4, 732
- Warren, W. H., J. & Hesser, J. E. 1977, *ApJS*, 34, 115
- Williams, J. P., Cieza, L. A., Andrews, S. M., et al. 2013, *MNRAS*, 435, 1671
- Winter, A. J., Clarke, C. J., Rosotti, G., et al. 2018, *MNRAS*, 478, 2700
- Wolk, S. J. 1996, PhD thesis, Harvard-Smithsonian Center for Astrophysics Cambridge, Massachusetts, USA
- Zacharias, N., Monet, D. G., Levine, S. E., et al. 2005, *VizieR Online Data Catalog*, I/297
- Zapatero Osorio, M. R., Béjar, V. J. S., Martín, E. L., et al. 2000, *Science*, 290, 103
- Zapatero Osorio, M. R., Béjar, V. J. S., Pavlenko, Y., et al. 2002, *A&A*, 384, 937
- Zapatero Osorio, M. R., Béjar, V. J. S., & Peña Ramírez, K. 2017, *ApJ*, 842, 65

Appendix A: Long tables and large-format figures

Notes. Full Tables A.1 to A.5 are available at the CDS.

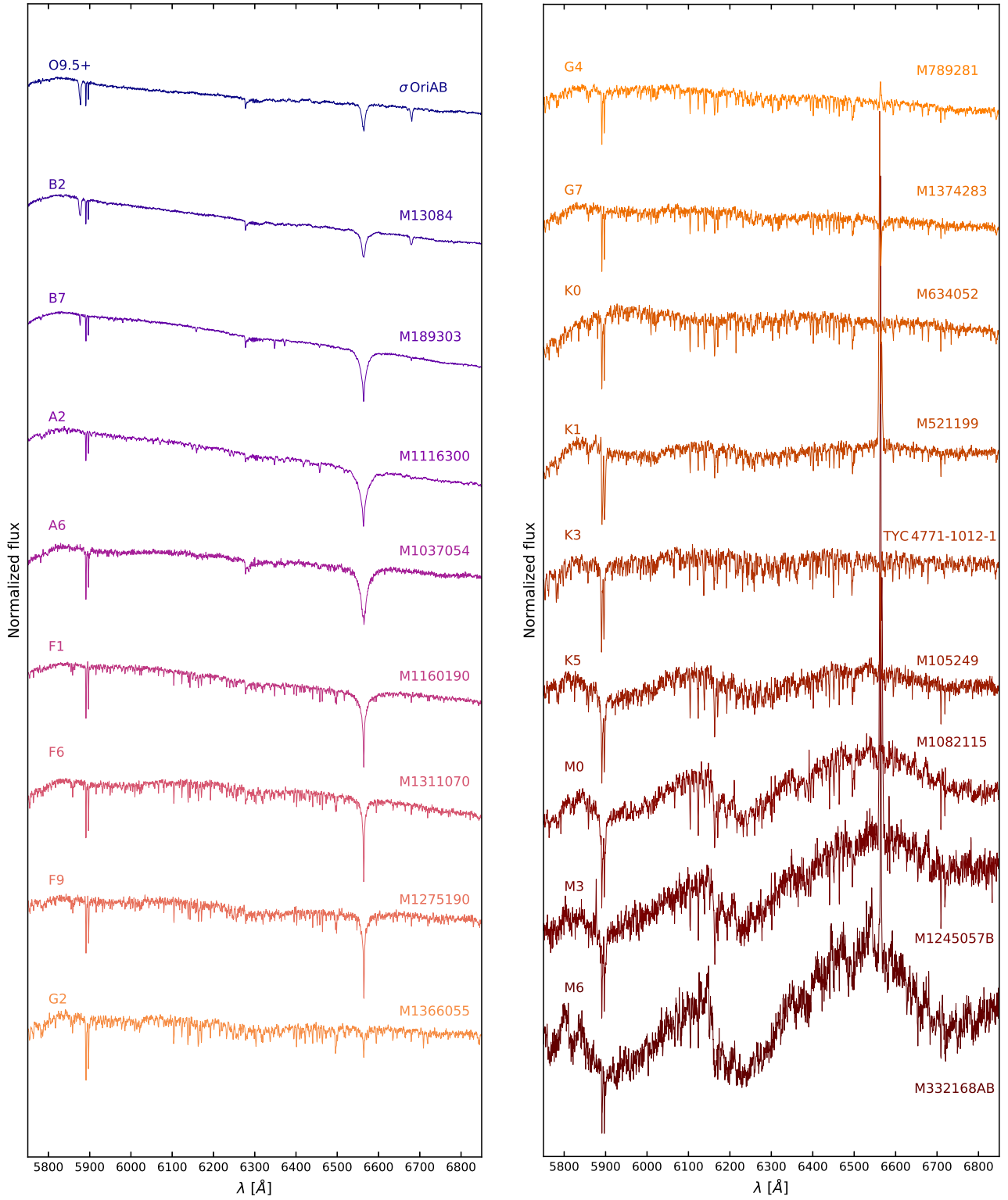


Fig. A.1. R1200Y IDS/INT spectra of 18 stars (most from σ Orionis) with spectral types from O9.5+ V to M6 in the wavelength range used for spectral-type identification.

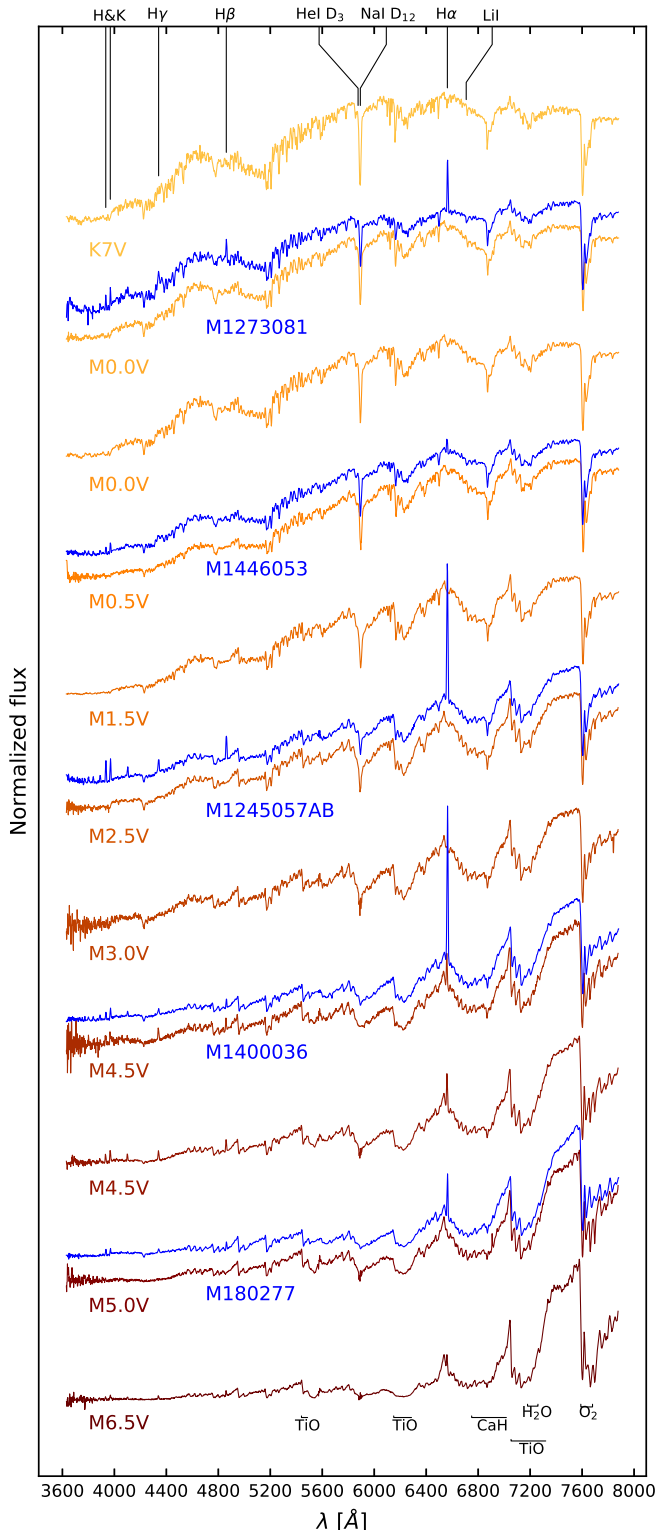


Fig. A.2. OSIRIS/GTC normalised spectra of five of the σ Orionis stars of different spectral types (in blue) on a grid of spectra of standard stars used for visual spectral-type identification of the OSIRIS spectra. The main spectral lines and most relevant absorption bands are also marked.

Table A.1. Observations of targets towards σ Orionis with IDS/INT.

Mayrit	Alternative name	α (J2000)	δ (J2000)	$\mu_\alpha \cos \delta$ [mas a ⁻¹]	μ_δ [mas a ⁻¹]	ϖ [mas]	Date of observation	t_{exp} [s]
...	TYC 4770-1018-1	05 36 57.15	-02 25 39.9	0.910 \pm 0.086	-0.437 \pm 0.080	0.554 \pm 0.045	23 Feb 2007	180
1456284	TYC 4770-1261-1	05 37 10.49	-02 30 07.1	0.748 \pm 0.083	-9.226 \pm 0.078	3.491 \pm 0.040	23 Feb 2007	240
							27 Feb 2007	450
1415279AB	OriNTT 429	05 37 11.62	-02 32 08.8	0.639 \pm 0.064	-0.773 \pm 0.065	2.725 \pm 0.036	24 Feb 2007	300
							27 Feb 2007	360
1374283	SO211394	05 37 15.37	-02 30 53.4	-0.341 \pm 0.092	-1.029 \pm 0.091	2.351 \pm 0.048	23 Feb 2007	300
...	HD 294270	05 37 18.82	-02 31 36.4	16.324 \pm 0.096	-28.327 \pm 0.094	2.808 \pm 0.042	24 Feb 2007	120
...	HD 294276	05 37 20.68	-02 49 33.1	6.823 \pm 0.058	-65.963 \pm 0.062	7.160 \pm 0.039	22 Feb 2007	120
(1650224)	2M J05372885-0255555	05 37 28.85	-02 55 55.6	0.207 \pm 0.055	1.337 \pm 0.058	0.485 \pm 0.035	23 Feb 2007	180
...	TYC 4770-1468-1	05 37 29.88	-02 43 45.7	-2.705 \pm 0.065	-4.911 \pm 0.063	0.709 \pm 0.038	23 Feb 2007	180
1227243	HD 294275	05 37 31.87	-02 45 18.5	-2.188 \pm 0.084	-3.126 \pm 0.085	2.849 \pm 0.052	24 Feb 2007	120
							24 Feb 2007	90
1116300	HD 37333	05 37 40.47	-02 26 36.8	-2.763 \pm 0.090	-3.259 \pm 0.080	2.847 \pm 0.051	24 Feb 2007	30
							27 Feb 2007	120
...	TYC 4771-621-1	05 37 41.79	-02 29 08.2	4.884 \pm 0.070	-15.200 \pm 0.064	2.370 \pm 0.042	24 Feb 2007	120
968292	TYC 4771-962-1	05 37 44.92	-02 29 57.3	-1.260 \pm 0.082	2.745 \pm 0.071	2.730 \pm 0.050	22 Feb 2007	180
							27 Feb 2007	240
...	HD 294274	05 37 45.36	-02 44 12.5	-10.279 \pm 0.075	-18.992 \pm 0.075	3.152 \pm 0.045	24 Feb 2007	120
(958292)	SO210868	05 37 45.57	-02 29 58.5	-0.575 \pm 0.065	-3.517 \pm 0.058	0.874 \pm 0.035	23 Feb 2007	180
							27 Feb 2007	450
797272	[SWW2004] 125	05 37 51.61	-02 35 25.7	1.552 \pm 0.097	-1.186 \pm 0.083	2.695 \pm 0.049	28 Feb 2007	750
789281	2E 1454	05 37 53.04	-02 33 34.4	1.767 \pm 0.080	-1.321 \pm 0.071	2.712 \pm 0.038	24 Feb 2007	240
							24 Feb 2007	300
783254	2E 1455	05 37 54.40	-02 39 29.8	1.64 \pm 0.12	-0.42 \pm 0.10	2.590 \pm 0.064	22 Feb 2007	120
(882239)	[HHM2007] 244	05 37 54.45	-02 43 37.8	0.305 \pm 0.068	-0.042 \pm 0.069	0.477 \pm 0.039	22 Feb 2007	180
...	HD 294277	05 37 57.34	-02 53 17.7	5.476 \pm 0.077	-5.144 \pm 0.075	1.790 \pm 0.044	22 Feb 2007	120
(1596206)	2M J05375789-0259536	05 37 57.90	-02 59 53.7	1.228 \pm 0.038	0.802 \pm 0.040	0.187 \pm 0.026	23 Feb 2007	300
							27 Feb 2007	600
...	TYC 4771-720-1	05 37 59.04	-02 41 00.5	-18.766 \pm 0.077	-18.469 \pm 0.066	2.944 \pm 0.040	24 Feb 2007	120
(717307)	[W96] 4771-0950	05 38 06.50	-02 28 49.5	5.953 \pm 0.068	-12.623 \pm 0.060	1.892 \pm 0.036	24 Feb 2007	240
662301	Kiso A-0904 67	05 38 06.75	-02 30 22.7	1.035 \pm 0.074	-0.383 \pm 0.074	2.354 \pm 0.042	26 Feb 2007	450
							28 Feb 2007	600
615296	2E 1459	05 38 07.84	-02 31 31.4	1.297 \pm 0.065	0.694 \pm 0.067	2.485 \pm 0.038	23 Feb 2007	240
(733222)	[HHM2007] 385	05 38 11.75	-02 45 01.2	11.723 \pm 0.060	-19.198 \pm 0.055	0.360 \pm 0.036	22 Feb 2007	240
1285339	HD 294268	05 38 14.12	-02 15 59.8	2.008 \pm 0.069	-1.631 \pm 0.066	2.672 \pm 0.051	24 Feb 2007	180
(1064335)	TYC 4771-873-1	05 38 14.43	-02 19 58.8	-2.375 \pm 0.070	-5.703 \pm 0.059	1.399 \pm 0.042	24 Feb 2007	360
...	2M J05381494-0219532 ^a	05 38 14.95	-02 19 53.2	-2.48 \pm 0.053	-5.586 \pm 0.044	1.450 \pm 0.032	27 Feb 2007	600
(1564345)	[SE2004] 10	05 38 17.29	-02 10 52.0	2.597 \pm 0.064	-5.652 \pm 0.059	0.611 \pm 0.043	24 Feb 2007	300
(377264)	IRAS 05358-0238	05 38 19.76	-02 36 39.1	1.18 \pm 0.47	1.92 \pm 0.40	0.41 \pm 0.31	24 Feb 2007	450
							27 Feb 2007	1500
							28 Feb 2007	60
							28 Feb 2007	900
(1343194)	2M J05382265-0257421	05 38 22.65	-02 57 42.2	0.765 \pm 0.036	-0.525 \pm 0.034	0.155 \pm 0.023	23 Feb 2007	300
1449349	V2730 Ori	05 38 26.57	-02 12 17.5	1.91 \pm 0.12	-1.260 \pm 0.092	2.855 \pm 0.070	28 Feb 2007	750
609206	Haro 5-10	05 38 27.26	-02 45 09.7	1.129 \pm 0.064	-0.675 \pm 0.058	2.516 \pm 0.039	28 Feb 2007	600
521210	HD 294273	05 38 27.53	-02 43 32.6	-2.057 \pm 0.077	0.851 \pm 0.069	2.367 \pm 0.040	22 Feb 2007	180
...	HD 294280	05 38 28.49	-03 03 33.8	-3.712 \pm 0.078	2.237 \pm 0.072	1.254 \pm 0.049	22 Feb 2007	120
1207349	Haro 5-9	05 38 29.16	-02 16 15.8	0.345 \pm 0.047	0.769 \pm 0.042	2.412 \pm 0.036	26 Feb 2007	450
1275190	2M J05383031-0256565	05 38 30.31	-02 56 56.5	6.860 \pm 0.057	2.128 \pm 0.056	2.563 \pm 0.037	23 Feb 2007	180
1160190	HD 294279	05 38 31.38	-02 55 03.2	-2.424 \pm 0.075	0.552 \pm 0.072	2.228 \pm 0.045	24 Feb 2007	240
203283 ^c	[W96] rJ053831-0235	05 38 31.59	-02 35 15.0	-6.785 \pm 2.791	-0.300 \pm 2.835	...	25 Feb 2007	600
180277	[W96] rJ053832-0235b	05 38 32.85	-02 35 39.3	0.546 \pm 0.048	-0.32 \pm 0.047	2.405 \pm 0.028	25 Feb 2007	600
521199	TX Ori	05 38 33.69	-02 44 14.1	-1.29 \pm 0.46	-2.70 \pm 0.39	1.75 \pm 0.26	23 Feb 2007	240
165257	[W96] rJ053833-0236	05 38 34.06	-02 36 37.6	-0.33 \pm 0.37	1.11 \pm 0.33	2.60 \pm 0.22	28 Feb 2007	600
189303	HD 294272 B	05 38 34.23	-02 34 16.0	0.81 \pm 0.13	-1.26 \pm 0.11	2.335 \pm 0.071	22 Feb 2007	120
168291AB	[HHM2007] 592	05 38 34.32	-02 35 00.2	1.438 \pm 0.044	-0.157 \pm 0.040	2.405 \pm 0.024	25 Feb 2007	450
(459340)	StHa 50	05 38 34.44	-02 28 47.6	0.679 \pm 0.074	-0.641 \pm 0.072	0.463 \pm 0.047	22 Feb 2007	180
							27 Feb 2007	450
(258215)	[W96] pJ053834-0239	05 38 34.79	-02 39 30.1	1.610 \pm 0.062	-0.234 \pm 0.058	0.084 \pm 0.038	22 Feb 2007	240
182305	HD 294272 A	05 38 34.80	-02 34 15.8	1.52 \pm 0.11	-1.191 \pm 0.098	2.261 \pm 0.062	22 Feb 2007	120
(240322)	IDS 05335-0238 D	05 38 34.85	-02 32 52.2	-5.23 \pm 0.23	-9.76 \pm 0.21	1.90 \pm 0.13	22 Feb 2007	180
285331	[W96] rJ053835-0231	05 38 35.47	-02 31 51.7	1.459 \pm 0.047	-0.556 \pm 0.043	2.453 \pm 0.028	25 Feb 2007	450
344337AB	2E 1468	05 38 35.87	-02 30 43.3	1.849 \pm 0.057	-1.824 \pm 0.049	2.713 \pm 0.040	25 Feb 2007	450
489196	TY Ori	05 38 35.88	-02 43 51.2	1.447 \pm 0.079	-0.576 \pm 0.069	2.431 \pm 0.041	23 Feb 2007	240
208324	HD 294271	05 38 36.55	-02 33 12.8	1.44 \pm 0.11	-0.697 \pm 0.096	2.508 \pm 0.060	24 Feb 2007	30
105249	[W96] rJ053838-0236	05 38 38.23	-02 36 38.5	1.691 \pm 0.041	-1.134 \pm 0.043	2.456 \pm 0.024	24 Feb 2007	360
114305AB	[W96] 4771-1147	05 38 38.49	-02 34 55.1	0.850 \pm 0.063	-0.220 \pm 0.061	2.420 \pm 0.037	24 Feb 2007	240
...	HD 294278	05 38 38.76	-02 49 01.4	9.771 \pm 0.066	-2.581 \pm 0.060	2.225 \pm 0.041	23 Feb 2007	180
(1045356)	[SE2004] 30	05 38 39.72	-02 18 37.7	1.818 \pm 0.065	-3.681 \pm 0.064	0.457 \pm 0.042	22 Feb 2007	180
1248183AB	[SWW2004] 145	05 38 39.82	-02 56 46.2	1.00 \pm 0.20	-1.01 \pm 0.17	3.03 \pm 0.11	25 Feb 2007	450
348349	Haro 5-13	05 38 40.27	-02 30 18.6	0.897 \pm 0.056	-0.554 \pm 0.051	2.627 \pm 0.035	25 Feb 2007	720
97212	[W96] rJ053841-0237	05 38 41.29	-02 37 22.6	1.662 \pm 0.047	-0.478 \pm 0.044	2.429 \pm 0.027	26 Feb 2007	300
83207	[W96] P053842-0237	05 38 42.28	-02 37 14.8	1.198 \pm 0.081	-0.449 \pm 0.077	2.462 \pm 0.046	28 Feb 2007	600
156353	[W96] rJ053843-0233	05 38 43.56	-02 33 25.4	0.39 \pm 0.13	-1.04 \pm 0.12	2.149 \pm 0.084	26 Feb 2007	450
11238	σ Ori C	05 38 44.12	-02 36 06.3	0.07 \pm 0.12	-1.10 \pm 0.12	2.367 \pm 0.088	22 Feb 2007	60
							24 Feb 2007	30
							24 Feb 2007	60
260182	[W96] 4771-1051	05 38 44.23	-02 40 19.8	1.517 \pm 0.039	-0.989 \pm 0.038	2.495 \pm 0.024	25 Feb 2007	450
207358	[W96] 4771-1055	05 38 44.24	-02 32 33.7	1.470 \pm 0.078	-0.700 \pm 0.068	2.616 \pm 0.046	24 Feb 2007	360
σ Ori AB ^d	σ Ori Aa, Ab, B, IRS1AB	05 38 44.77	-02 36 00.3	4.6 \pm 1.0	-0.4 \pm 1.0	...	22 Feb 2007	1
							22 Feb 2007	4

Table A.1. Observations of targets towards σ Orionis with IDS/INT (cont.).

Mayrit	Alternative name	α (J2000)	δ (J2000)	$\mu_\alpha \cos \delta$ [mas a ⁻¹]	μ_δ [mas a ⁻¹]	ϖ [mas]	Date of observation	t_{exp} [s]
							22 Feb 2007	2
							24 Feb 2007	3
							24 Feb 2007	1
							24 Feb 2007	1
							24 Feb 2007	2
							24 Feb 2007	3
(123000)	[W96] pJ053844-0233	05 38 44.81	-02 33 57.7	5.990 ± 0.066	-2.808 ± 0.065	0.760 ± 0.044	22 Feb 2007	180
359179AB	Haro 5-14	05 38 45.39	-02 41 59.4	2.33 ± 0.38	0.48 ± 0.33	4.709 ± 0.242	28 Feb 2007	600
13084	σ Ori D	05 38 45.63	-02 35 58.9	1.42 ± 0.13	-0.36 ± 0.11	2.294 ± 0.079	22 Feb 2007	20
...	2M J05384652-0235479 ^a	05 38 46.52	-02 35 48.1	22.51 ± 0.32	-47.30 ± 0.20	0.957 ± 0.210	23 Feb 2007	5
							22 Feb 2007	300
							22 Feb 2007	300
							26 Feb 2007	600
							26 Feb 2007	600
							26 Feb 2007	600
							26 Feb 2007	600
							26 Feb 2007	1500
							28 Feb 2007	600
							28 Feb 2007	600
42062	σ Ori E	05 38 47.21	-02 35 40.5	1.28 ± 0.15	-0.62 ± 0.14	2.280 ± 0.096	22 Feb 2007	10
							22 Feb 2007	30
							24 Feb 2007	15
							24 Feb 2007	10
							24 Feb 2007	5
53049	σ Ori Eb	05 38 47.46	-02 35 25.3	2.221 ± 0.076	0.084 ± 0.071	2.477 ± 0.051	22 Feb 2007	600
							28 Feb 2007	60
528005AB ^e	[W96] 4771-899	05 38 48.04	-02 27 14.2	11.410 ± 2.267	-5.078 ± 2.267	...	24 Feb 2007	450
157155	[W96] rJ053849-0238	05 38 49.17	-02 38 22.3	2.91 ± 0.24	-1.23 ± 0.22	2.31 ± 0.14	25 Feb 2007	450
332168AB	[SWW2004] 205	05 38 49.22	-02 41 25.2	1.49 ± 0.12	-0.76 ± 0.10	2.413 ± 0.071	26 Feb 2007	300
							27 Feb 2007	600
653170	RU Ori	05 38 52.01	-02 46 43.7	1.630 ± 0.063	-1.011 ± 0.052	2.471 ± 0.030	25 Feb 2007	600
203039	[W96] 4771-1049	05 38 53.38	-02 33 23.1	-0.408 ± 0.071	-0.236 ± 0.068	2.597 ± 0.047	23 Feb 2007	240
822170	[W96] 4771-1119	05 38 54.11	-02 49 29.8	1.09 ± 0.10	-0.552 ± 0.092	2.371 ± 0.047	24 Feb 2007	300
707162AB	[W96] rJ053859-0247	05 38 59.10	-02 47 13.4	0.911 ± 0.099	-0.078 ± 0.080	2.189 ± 0.051	25 Feb 2007	450
591158	[W96] 4771-0026	05 38 59.56	-02 45 08.2	-2.19 ± 0.10	1.399 ± 0.087	2.416 ± 0.046	25 Feb 2007	300
							27 Feb 2007	600
1082013	Haro 5-16	05 39 01.37	-02 18 27.5	1.752 ± 0.055	-0.115 ± 0.053	2.379 ± 0.036	26 Feb 2007	450
...	[HHM2007] 846	05 39 01.44	-02 53 43.2	0.033 ± 0.081	-1.116 ± 0.075	0.025 ± 0.047	22 Feb 2007	120
306125AB	HD 37525AB	05 39 01.49	-02 38 56.4	1.18 ± 0.21	-1.02 ± 0.17	2.29 ± 0.13	24 Feb 2007	45
							24 Feb 2007	30
374056	[W96] 4771-1075	05 39 05.41	-02 32 30.4	1.691 ± 0.047	-0.478 ± 0.045	2.459 ± 0.031	25 Feb 2007	600
397060	Haro 5-19	05 39 07.60	-02 32 39.2	1.924 ± 0.051	-1.508 ± 0.048	2.494 ± 0.034	25 Feb 2007	450
1011159	[SWW2004] 61	05 39 08.53	-02 51 46.6	3.15 ± 0.26	-1.63 ± 0.21	2.33 ± 0.13	28 Feb 2007	600
1288163	HD 37545	05 39 09.21	-02 56 34.7	1.036 ± 0.091	-0.487 ± 0.086	2.163 ± 0.063	24 Feb 2007	90
497054	Haro 5-20	05 39 11.52	-02 31 06.6	1.873 ± 0.059	-0.339 ± 0.057	2.435 ± 0.040	28 Feb 2007	600
403090	[W96] 4771-1038	05 39 11.63	-02 36 02.9	1.949 ± 0.056	-0.906 ± 0.052	2.338 ± 0.037	26 Feb 2007	360
...	TYC 4771-1012-1	05 39 13.96	-02 10 49.2	4.083 ± 0.069	-8.914 ± 0.064	0.961 ± 0.038	24 Feb 2007	120
524060	HD 37564	05 39 15.06	-02 31 37.6	1.076 ± 0.094	-0.363 ± 0.090	2.452 ± 0.063	24 Feb 2007	90
							24 Feb 2007	45
...	[HHM2007] 961	05 39 15.64	-02 29 56.9	-0.388 ± 0.082	-40.631 ± 0.080	7.132 ± 0.047	24 Feb 2007	120
(945030)	[SE2004] 50	05 39 16.59	-02 22 24.2	2.444 ± 0.053	0.652 ± 0.051	0.230 ± 0.035	23 Feb 2007	240
							27 Feb 2007	450
634052	[W96] 4771-0598	05 39 18.07	-02 29 28.5	2.072 ± 0.069	-1.369 ± 0.069	2.678 ± 0.045	23 Feb 2007	240
596059	Haro 5-21	05 39 18.84	-02 30 53.2	1.75 ± 0.12	-0.543 ± 0.075	2.486 ± 0.057	25 Feb 2007	450
...	TYC 4771-661-1	05 39 20.46	-02 27 51.1	18.912 ± 0.061	-17.227 ± 0.061	4.035 ± 0.043	24 Feb 2007	180
(735131)	[HHM2007] 1009	05 39 21.75	-02 44 03.9	0.859 ± 0.052	-2.706 ± 0.045	0.502 ± 0.030	23 Feb 2007	300
							27 Feb 2007	450
622103	BG Ori	05 39 25.20	-02 38 22.1	1.945 ± 0.061	-0.315 ± 0.053	2.607 ± 0.050	25 Feb 2007	450
1403026	Haro 5-22	05 39 26.40	-02 15 03.5	0.908 ± 0.040	0.475 ± 0.039	2.491 ± 0.026	28 Feb 2007	600
(861056)	[HHM2007] 1092	05 39 32.34	-02 27 57.2	-0.109 ± 0.042	0.512 ± 0.041	0.667 ± 0.030	23 Feb 2007	300
750107	[W96] rJ053932-0239	05 39 32.57	-02 39 44.0	1.961 ± 0.070	-0.667 ± 0.062	2.502 ± 0.056	24 Feb 2007	450
863116	HD 294300	05 39 36.54	-02 42 17.2	2.78 ± 0.17	-3.19 ± 0.13	2.79 ± 0.12	24 Feb 2007	90
(1165138)	[HHM2007] 1129	05 39 36.86	-02 50 24.8	-0.491 ± 0.068	0.833 ± 0.064	0.612 ± 0.042	22 Feb 2007	180
957055	[SWW2004] 163	05 39 37.30	-02 26 56.8	-1.226 ± 0.044	-1.463 ± 0.042	2.436 ± 0.028	26 Feb 2007	600
...	Haro 5-28	05 39 38.32	-02 33 05.4	-9.070 ± 0.041	10.527 ± 0.040	1.519 ± 0.030	25 Feb 2007	600
1400036	Haro 5-25	05 39 39.38	-02 17 04.5	2.285 ± 0.058	0.28 ± 0.056	2.548 ± 0.035	25 Feb 2007	600
871071	Haro 5-27	05 39 39.83	-02 31 21.9	1.833 ± 0.047	-0.059 ± 0.043	2.533 ± 0.035	28 Feb 2007	600
931117	RW Ori	05 39 39.99	-02 43 09.8	2.19 ± 0.13	-0.72 ± 0.12	2.610 ± 0.134	23 Feb 2007	240
1233042	RV Ori	05 39 40.17	-02 20 48.0	2.405 ± 0.040	-0.167 ± 0.041	2.513 ± 0.025	26 Feb 2007	300
(1037054)	HD 294299	05 39 40.57	-02 25 46.9	0.212 ± 0.098	-0.22 ± 0.10	1.301 ± 0.067	24 Feb 2007	300
							27 Feb 2007	300
1626148AB ^f	Haro 5-33	05 39 42.77	-02 58 53.8	2.0 ± 5.6	2.6 ± 5.6	...	23 Feb 2007	300
...	TYC 4771-934-1	05 39 43.06	-02 28 45.7	0.268 ± 0.067	-8.250 ± 0.071	1.118 ± 0.042	24 Feb 2007	120
(936072)	[HHM2007] 1189	05 39 44.11	-02 31 09.3	3.098 ± 0.051	-0.129 ± 0.043	0.404 ± 0.029	23 Feb 2007	300
							27 Feb 2007	600
960106AB	V1147 Ori	05 39 46.20	-02 40 32.1	-3.68 ± 0.15	2.53 ± 0.12	2.409 ± 0.084	24 Feb 2007	60
							24 Feb 2007	45
1106058AB	2E 1486	05 39 47.42	-02 26 16.3	1.988 ± 0.093	-0.654 ± 0.092	2.220 ± 0.071	23 Feb 2007	240
							27 Feb 2007	360
969077	2E 1487	05 39 47.84	-02 32 24.9	2.017 ± 0.072	-0.066 ± 0.072	2.788 ± 0.050	24 Feb 2007	360
1082115 ^e	[HHM2007] 1235	05 39 50.39	-02 43 30.8	-5.485 ± 2.089	0.468 ± 2.089	...	27 Feb 2007	900
							28 Feb 2007	600

Table A.1. Observations of targets towards σ Orionis with IDS/INT (cont.).

Mayrit	Alternative name	α (J2000)	δ (J2000)	$\mu_\alpha \cos \delta$ [mas a ⁻¹]	μ_δ [mas a ⁻¹]	ϖ [mas]	Date of observation	t_{exp} [s]
(1107114)	[HHM2007] 1251	05 39 52.53	-02 43 22.4	3.515 \pm 0.070	-0.508 \pm 0.070	0.788 \pm 0.052	23 Feb 2007	240
(1110113)	[HHM2007] 1256	05 39 53.13	-02 43 08.4	2.727 \pm 0.057	-6.228 \pm 0.062	1.038 \pm 0.042	23 Feb 2007	300
1245057AB ^{c,e}	Haro 5-31	05 39 54.27	-02 24 40.1	2.28 \pm 0.10	0.048 \pm 0.094	2.415 \pm 0.093	25 Feb 2007	450
							27 Feb 2007	600
							27 Feb 2007	600
(1169117)	[HHM2007] 1269	05 39 54.37	-02 44 47.7	2.37 \pm 0.10	-1.946 \pm 0.077	0.643 \pm 0.063	22 Feb 2007	180
1223121	Haro 5-34	05 39 54.66	-02 46 34.1	2.123 \pm 0.051	-0.725 \pm 0.048	2.459 \pm 0.030	24 Feb 2007	450
1366055	HD 294298	05 39 59.31	-02 22 54.4	-0.726 \pm 0.053	-1.202 \pm 0.055	2.401 \pm 0.035	24 Feb 2007	120
...	UCAC2 30800287	05 40 02.17	-02 53 42.4	0.036 \pm 0.079	1.159 \pm 0.079	0.060 \pm 0.050	22 Feb 2007	120
1250070	[HHM2007] 1337	05 40 03.38	-02 29 01.5	2.463 \pm 0.051	-0.268 \pm 0.047	2.518 \pm 0.033	26 Feb 2007	450
1652046	Haro 5-35	05 40 03.66	-02 16 46.2	2.547 \pm 0.059	0.044 \pm 0.060	2.454 \pm 0.044	26 Feb 2007	300
1541051	[NYS99] C-05	05 40 05.11	-02 19 59.2	2.160 \pm 0.072	0.025 \pm 0.074	2.458 \pm 0.053	26 Feb 2007	300
(1338116)	[HHM2007] 1347	05 40 05.30	-02 45 38.1	-0.623 \pm 0.076	0.183 \pm 0.072	0.694 \pm 0.049	22 Feb 2007	180
1311070	[HHM2007] 1352	05 40 06.97	-02 28 30.1	-0.654 \pm 0.068	-1.904 \pm 0.072	2.814 \pm 0.043	22 Feb 2007	180
1273081	[HHM2007] 1359	05 40 08.67	-02 32 43.3	2.09 \pm 0.17	-0.24 \pm 0.15	2.593 \pm 0.099	27 Feb 2007	900
							28 Feb 2007	600
1269083	Haro 5-39	05 40 08.89	-02 33 33.8	2.217 \pm 0.062	-0.229 \pm 0.053	2.482 \pm 0.035	26 Feb 2007	300
...	HD 294307	05 40 12.46	-02 52 57.7	0.079 \pm 0.092	-22.179 \pm 0.084	4.170 \pm 0.060	24 Feb 2007	120
							27 Feb 2007	300
1396071	[NYS99] C-09	05 40 12.74	-02 28 19.9	-1.533 \pm 0.047	-0.454 \pm 0.049	2.489 \pm 0.034	23 Feb 2007	300
1564058	Haro 5-38	05 40 12.87	-02 22 02.2	-2.544 \pm 0.051	-4.255 \pm 0.052	2.404 \pm 0.034	23 Feb 2007	240
1359077	HD 37686	05 40 13.09	-02 30 53.2	1.87 \pm 0.10	-1.51 \pm 0.10	2.406 \pm 0.061	24 Feb 2007	90
1500066 ^{b,e}	2M J05401607-0225446	05 40 16.07	-02 25 44.6	-6.205 \pm 2.131	-3.027 \pm 2.122	...	28 Feb 2007	750
1748052	Haro 5-37	05 40 17.02	-02 18 11.3	2.629 \pm 0.064	-0.196 \pm 0.066	2.493 \pm 0.045	28 Feb 2007	600
1548068	HD 37699	05 40 20.19	-02 26 08.2	1.872 \pm 0.096	-0.974 \pm 0.095	2.404 \pm 0.065	23 Feb 2007	45
1476077	2M J05402076-0230299	05 40 20.77	-02 30 30.0	1.345 \pm 0.050	-0.166 \pm 0.049	2.435 \pm 0.028	28 Feb 2007	600
(1468100)	HD 294301	05 40 21.12	-02 40 25.6	3.461 \pm 0.070	-9.564 \pm 0.082	2.540 \pm 0.040	22 Feb 2007	180
1471085	Kiso A-0904 105	05 40 22.56	-02 33 47.0	2.767 \pm 0.063	-0.481 \pm 0.061	2.368 \pm 0.035	24 Feb 2007	360
(1659068)	HD 294297	05 40 27.54	-02 25 43.2	24.995 \pm 0.065	-25.087 \pm 0.066	6.107 \pm 0.046	24 Feb 2007	90
1679078	[NYS99] C-16	05 40 34.50	-02 30 22.4	-1.328 \pm 0.065	-0.560 \pm 0.073	2.422 \pm 0.039	23 Feb 2007	240

^a 2MASS J05381494-0219532 and 2MASS J05384652-0235479 had poor quality spectra and, therefore, were discarded from the analysis.

^b Mayrit 1500066 was not tabulated by *Gaia* DR2 and its equatorial coordinates are from 2MASS.

^c We took three spectra of Mayrit 1245057AB: one of component A, one of component B, and of the two of them inside the slit in parallactic angle.

^d Proper motions from Zacharias et al. (2005) (UCAC4).

^e Proper motions from Altmann et al. (2017) (HSOY).

^f We took two spectra of Mayrit 1626148AB: one of component A and one of component B.

Table A.2. Observations of targets towards σ Orionis with OSIRIS/GTC.

Mayrit	Alternative name	α (J2000)	δ (J2000)	$\mu_\alpha \cos \delta$ [mas a ⁻¹]	μ_δ [mas a ⁻¹]	ϖ [mas]	Date of observation	t_{exp} [s]
1329304	Haro 5-5	05 37 30.95	-02 23 42.8	1.765 \pm 0.082	-1.16 \pm 0.079	2.731 \pm 0.041	13 Nov 2012	2 \times 200
1298302 ^{d,e}	[SWW2004] 137	05 37 31.54	-02 24 27.0	-3.393 \pm 2.085	-1.398 \pm 2.115	...	04 Mar 2012	1 \times 600
1129222	[WB2004] 10	05 37 53.98	-02 49 54.5	1.77 \pm 0.25	-1.41 \pm 0.21	2.53 \pm 0.13	27 Dic 2012	2 \times 250
783254	2E 1455	05 37 54.40	-02 39 29.8	1.64 \pm 0.12	-0.42 \pm 0.10	2.590 \pm 0.064	04 Mar 2012	3 \times 30
...	2E 1456	05 37 56.31	-02 45 13.2	0.8 \pm 1.0	1.1 \pm 1.1	-0.67 \pm 0.59	17 Mar 2012	1 \times 1200
873229AB	Haro 5-7	05 38 01.08	-02 45 38.0	1.73 \pm 0.57	-0.94 \pm 0.52	4.23 \pm 0.40	13 Nov 2012	2 \times 200
662301	Kiso A-0904 67	05 38 06.75	-02 30 22.7	1.035 \pm 0.074	-0.383 \pm 0.074	2.354 \pm 0.042	04 Mar 2012	2 \times 300
1073209	[SWW2004] 52	05 38 09.95	-02 51 37.8	-0.23 \pm 0.86	-0.08 \pm 0.75	-0.73 \pm 0.51	22 Dic 2012	4 \times 150
757219	Haro 5-8	05 38 13.15	-02 45 51.1	1.199 \pm 0.072	-1.175 \pm 0.065	2.518 \pm 0.044	15 Nov 2012	2 \times 300
329261AB	[SWW2004] 207	05 38 23.08	-02 36 49.4	1.42 \pm 0.25	-1.88 \pm 0.21	1.92 \pm 0.16	26 Dic 2012	2 \times 250
609206	Haro 5-10	05 38 27.26	-02 45 09.7	1.129 \pm 0.064	-0.675 \pm 0.058	2.516 \pm 0.039	18 Mar 2012	3 \times 45
1207349	Haro 5-9	05 38 29.16	-02 16 15.8	0.345 \pm 0.047	0.769 \pm 0.042	2.412 \pm 0.036	16 Nov 2012	3 \times 120
180277 ^b	[W96] rJ053832-0235b	05 38 32.85	-02 35 39.3	0.546 \pm 0.048	-0.32 \pm 0.047	2.405 \pm 0.028	04 Mar 2012	2 \times 300
521199	TX Ori	05 38 33.69	-02 44 14.1	-1.29 \pm 0.46	-2.70 \pm 0.39	1.75 \pm 0.26	16 Nov 2012	3 \times 200
...	[HHM2007] 648	05 38 39.23	-02 53 08.4	2.218 \pm 0.063	2.328 \pm 0.056	0.364 \pm 0.038	22 Dic 2012	2 \times 150
156353	[W96] rJ053843-0233	05 38 43.56	-02 33 25.4	0.39 \pm 0.13	-1.04 \pm 0.12	2.149 \pm 0.084	04 Mar 2012	2 \times 300
1316178 ^a	S Ori J053847.2-025756	05 38 47.15	-02 57 55.7	1.92 \pm 0.54	-1.87 \pm 0.50	2.85 \pm 0.35	06 Jan 2013	2 \times 1200
528005AB ^e	[W96] 4771-899	05 38 48.04	-02 27 14.2	11.410 \pm 2.267	-5.078 \pm 2.267	...	18 Mar 2012	3 \times 45
...	[HHM2007] 829	05 38 59.46	-02 42 19.7	-7.23 \pm 0.046	8.58 \pm 0.043	1.144 \pm 0.027	19 Dic 2012	2 \times 150
1082013	Haro 5-16	05 39 01.37	-02 18 27.5	1.752 \pm 0.055	-0.115 \pm 0.053	2.379 \pm 0.036	16 Nov 2012	3 \times 200
687156	[WB2004] 26	05 39 03.58	-02 46 27.0	2.19 \pm 0.19	-1.31 \pm 0.16	2.698 \pm 0.090	22 Dic 2012	2 \times 200
...	Haro 5-17	05 39 13.01	-01 27 21.2	1.94 \pm 0.042	-1.204 \pm 0.042	2.791 \pm 0.030	16 Nov 2012	3 \times 200
872139	[BZR99] S Ori 28	05 39 23.19	-02 46 55.8	1.51 \pm 0.71	-2.54 \pm 0.67	2.55 \pm 0.36	31 Mar 2012	1 \times 900
1403026	Haro 5-22	05 39 26.40	-02 15 03.5	0.908 \pm 0.040	0.475 \pm 0.039	2.491 \pm 0.026	16 Nov 2012	2 \times 450
957055	[SWW2004] 163	05 39 37.30	-02 26 56.8	-1.226 \pm 0.044	-1.463 \pm 0.042	2.436 \pm 0.028	04 Mar 2012	1 \times 600
1400036	Haro 5-25	05 39 39.38	-02 17 04.5	2.285 \pm 0.058	0.28 \pm 0.056	2.548 \pm 0.035	16 Nov 2012	2 \times 300
931117	RW Ori	05 39 39.99	-02 43 09.8	2.19 \pm 0.13	-0.72 \pm 0.12	2.61 \pm 0.13	18 Nov 2012	3 \times 120
1233042	RV Ori	05 39 40.17	-02 20 48.0	2.405 \pm 0.040	-0.167 \pm 0.041	2.51 \pm 0.025	16 Nov 2012	2 \times 300
1626148AB ^f	Haro 5-33	05 39 42.77	-02 58 53.8	2.0 \pm 5.6	2.6 \pm 5.6	...	18 Nov 2012	3 \times 60
897077 ^a	S Ori J053943.2-023243	05 39 43.18	-02 32 43.4	1.82 \pm 0.14	-0.34 \pm 0.13	2.76 \pm 0.10	23 Dic 2012	2 \times 200
1120128	[BZR99] S Ori 32	05 39 43.58	-02 47 31.8	1.55 \pm 0.95	-2.4 \pm 1.0	2.40 \pm 0.47	16 Jan 2013	3 \times 600
1045067AB ^a	[SWW2004] 126/162	05 39 48.92	-02 29 10.5	-1.82 \pm 0.16	1.23 \pm 0.15	2.27 \pm 0.10	23 Dic 2012	2 \times 250
1279052	Haro 5-30	05 39 51.73	-02 22 47.3	2.24 \pm 0.16	-0.23 \pm 0.16	2.50 \pm 0.10	18 Nov 2012	2 \times 300
1042077	[HHM2007] 1250	05 39 52.47	-02 32 02.4	2.095 \pm 0.046	-0.283 \pm 0.042	2.477 \pm 0.028	16 Jan 2013	2 \times 150
1041082	Haro 5-32	05 39 53.62	-02 33 42.7	2.40 \pm 0.12	-0.31 \pm 0.10	2.580 \pm 0.070	18 Nov 2012	2 \times 150
1245057AB	Haro 5-31	05 39 54.27	-02 24 40.1	2.28 \pm 0.10	0.048 \pm 0.094	2.517 \pm 0.097	18 Nov 2012	2 \times 300
1223121	Haro 5-34	05 39 54.66	-02 46 34.1	2.123 \pm 0.051	-0.725 \pm 0.048	2.459 \pm 0.030	18 Nov 2012	2 \times 150
1446053	Haro 5-36	05 40 01.96	-02 21 32.6	2.42 \pm 0.13	0.02 \pm 0.13	2.683 \pm 0.084	18 Nov 2012	2 \times 200
1652046	Haro 5-35	05 40 03.66	-02 16 46.2	2.547 \pm 0.059	0.044 \pm 0.060	2.454 \pm 0.044	18 Nov 2012	2 \times 250
1196092 ^a	S Ori J054004.5-023642	05 40 04.53	-02 36 42.1	1.13 \pm 0.79	-0.21 \pm 0.88	1.58 \pm 0.53	12 Mar 2012	1 \times 900
1273081	[HHM2007] 1359	05 40 08.67	-02 32 43.3	2.09 \pm 0.17	-0.24 \pm 0.15	2.59 \pm 0.10	03 Jan 2013	2 \times 250
1564058	Haro 5-38	05 40 12.87	-02 22 02.2	-2.544 \pm 0.051	-4.255 \pm 0.052	2.404 \pm 0.034	18 Nov 2012	2 \times 200
1364078	V2754 Ori	05 40 13.96	-02 31 27.4	-1.10 \pm 0.58	-4.84 \pm 0.60	2.02 \pm 0.39	14 Jan 2013	2 \times 600
1748052	Haro 5-37	05 40 17.02	-02 18 11.3	2.629 \pm 0.064	-0.196 \pm 0.066	2.493 \pm 0.045	18 Nov 2012	2 \times 200
...	Haro 5-40	05 40 46.77	-02 10 50.1	3.40 \pm 0.11	0.797 \pm 0.095	2.554 \pm 0.068	27 Dic 2012	2 \times 150
...	Haro 5-44	05 40 51.48	-02 36 02.5	1.63 \pm 0.16	-0.23 \pm 0.16	2.48 \pm 0.11	22 Dic 2012	2 \times 150
...	Haro 5-46	05 41 20.69	-01 58 58.3	1.25 \pm 0.10	0.358 \pm 0.091	2.373 \pm 0.066	22 Dic 2012	2 \times 150

^a The full alternative names of Mayrit 1316178, 897077, 1045067, and 1196092 are preceded by [BMZ2001].^b Mayrit 180277 was also observed on 06 Mar 2012 at an airmass of 1.25 for 900 s with the volume-phase holographic grating R2500V ($R \sim 1400$, $\Delta\lambda \sim 4400\text{--}6000$ Å).^c 2E 1456 is a galaxy previously thought to be a star. We did not account for it in the analysis.^d Mayrit 1298302 was not tabulated by *Gaia* DR2 and its equatorial coordinates are from 2MASS.^e Proper motions from Altmann et al. (2017) (HSOY).^f Proper motions from Zacharias et al. (2005) (UCAC4).

Table A.3. Equivalent widths of IDS/INT spectra of stars and brown dwarfs towards σ Orionis.

Name	EW(H β) [Å]	EW(He I D ₃) [Å]	EW(H α) [Å]	EW(Li I) [Å]	SpT MILES	SpT PyHammer
TYC 4770-1018-1	+1.4 ^{+0.2} _{-0.3}	...	K0:	K0
Mayrit 1456284	+3.6 ^{+0.3} _{-0.3}	...	F7	G0
Mayrit 1415279AB	-0.37 ^{+0.10} _{-0.07}	+0.24 ^{+0.04} _{-0.02}	K1	K5
Mayrit 1374283	+2.1 ^{+0.4} _{-0.2}	+0.29 ^{+0.03} _{-0.02}	G7	K3
HD 294270	+3.6 ^{+0.5} _{-0.4}	...	F6:	F6
HD 294276	+3.0 ^{+0.5} _{-0.3}	...	G4	K0
2M J05372885-0255555	+1.8 ^{+0.2} _{-0.2}	...	K0	K3
TYC 4770-1468-1	+1.4 ^{+0.1} _{-0.2}	...	K1	K5
Mayrit 1227243	+1.1 ⁺¹ ₋₁	...	A1	A3
Mayrit 1116300	+10 ⁺² ₋₁	...	A2	A3
TYC 4771-621-1	+4.6 ^{+1.0} _{-0.6}	...	F3	F2
Mayrit 968292	+5.4 ^{+0.7} _{-0.8}	...	F7	F4
HD 294274	+2.6 ^{+0.1} _{-0.5}	...	G2	G7
SO210868	+3.7 ^{+0.7} _{-0.6}	...	G4	F6
Mayrit 797272 ^a	-4.2 ^{+0.5} _{-0.6}	...	-4.5 ^{+0.2} _{-0.2}	...	M2	M4
Mayrit 789281	-0.66 ^{+0.23} _{-0.12}	+0.26 ^{+0.04} _{-0.04}	G4	K0
Mayrit 783254	+0.66 ^{+0.06} _{-0.04}	+0.34 ^{+0.02} _{-0.04}	G7	K5
[HHM2007] 244	+1.3 ^{+0.1} _{-0.1}	...	K1:	K5
HD 294277	+1.4 ^{+0.1} _{-0.2}	...	K3	K5
2M J05375789-0259536	+1.3 ^{+0.1} _{-0.1}	...	G7	K0
TYC 4771-720-1	+2.7 ^{+0.4} _{-0.4}	...	G6	K2
[W96] 4771-0950	+5.3 ^{+0.8} _{-0.8}	...	F2	F6
Mayrit 662301	-14.2 ^{+0.7} _{-1.5}	-1.37 ^{+0.37} _{-0.63}	-32 ⁺¹ ₋₆	...	M0	M7
Mayrit 615296	-0.48 ^{+0.06} _{-0.09}	+0.69 ^{+0.06} _{-0.04}	K3	K4
[HHM2007] 385	+1.2 ^{+0.2} _{-0.2}	...	M3	M2
Mayrit 1285339	-0.40 ^{+0.71} _{-0.49}	+0.14 ^{+0.03} _{-0.02}	F8	K0
TYC 4771-873-1	+8.4 ^{+1.5} _{-1.2}	...	F2	F4
[SE2004] 10	+1.2 ^{+0.1} _{-0.3}	...	K1	K0
IRAS 05358-0238	-0.61 ^{+0.09} _{-0.13}	...	M7	M7
2M J05382265-0257421	+1.3 ^{+0.1} _{-0.1}	...	K0:	K5
Mayrit 1449349 ^a	-13 ⁺¹ ₋₁	-1.0 ^{+0.4} _{-0.6}	-30 ⁺¹ ₋₁	+0.20 ^{+0.05} _{-0.07}	K5	M7
Mayrit 609206 ^a	-11.1 ^{+0.6} _{-0.7}	-0.79 ^{+0.19} _{-0.16}	-57.5 ^{+0.8} _{-1.1}	...	K4:	...
Mayrit 521210	+10 ⁺² ₋₂	...	A2	A9
HD 294280	+1.2 ^{+0.1} _{-0.1}	...	K5	K5
Mayrit 1207349	...	-2.2 ^{+0.5} _{-0.6}	-140 ⁺⁸ ₋₁₁	+0.54 ^{+0.06} _{-0.06}	K5	M7
Mayrit 1275190	+5.1 ^{+0.8} _{-0.8}	...	F9	...
Mayrit 1160190	+7.3 ^{+0.9} _{-0.9}	...	F1	F4
Mayrit 203283	-14 ⁺² ₋₁	+0.66 ^{+0.15} _{-0.09}	M0	M8
Mayrit 180277	...	-0.18 ^{+0.08} _{-0.03}	-2.3 ^{+0.6} _{-0.2}	+0.54 ^{+0.05} _{-0.08}	K5	K7
Mayrit 521199	-13 ⁺² ₋₂	+0.42 ^{+0.02} _{-0.02}	K1	...
Mayrit 165257 ^a	-16 ^{+2.8} _{-3.3}	...	-13.1 ^{+0.5} _{-0.5}	...	M4	M7
Mayrit 189303	...	+0.18 ^{+0.02} _{-0.01}	+7.3 ^{+0.5} _{-0.6}	...	B7	A7
Mayrit 168291AB	-1.2 ^{+0.4} _{-0.1}	+0.53 ^{+0.05} _{-0.04}	K5	K7
StHa 50	-11.2 ^{+0.5} _{-0.8}	...	B6	...
[W96] pJ053834-0239	+1.5 ^{+0.1} _{-0.1}	...	M0	K4
Mayrit 182305	+8.1 ^{+0.7} _{-0.5}	...	A1	A3
IDS 05335-0238 D	+1.7 ^{+0.1} _{-0.2}	...	G7	K0
Mayrit 285331	...	-0.45 ^{+0.08} _{-0.07}	-3.6 ^{+0.6} _{-0.5}	+0.57 ^{+0.04} _{-0.05}	K4	K7
Mayrit 344337AB	-3.1 ^{+0.2} _{-0.4}	+0.59 ^{+0.05} _{-0.07}	K4	K7
Mayrit 489196	+0.47 ^{+0.05} _{-0.06}	K0:	...
Mayrit 208324	...	+0.44 ^{+0.08} _{-0.04}	+5.6 ^{+1.3} _{-0.7}	...	B5	...
Mayrit 105249	-1.9 ^{+0.5} _{-0.2}	+0.49 ^{+0.05} _{-0.06}	K5	K7
Mayrit 114305AB	-0.94 ^{+0.24} _{-0.28}	+0.48 ^{+0.04} _{-0.05}	K2	K4
HD 294278	+1.4 ^{+0.2} _{-0.2}	...	K0	K4
[SE2004] 30	+1.1 ^{+0.1} _{-0.2}	...	K4	K5
Mayrit 1248183AB	...	-0.27 ^{+0.08} _{-0.05}	-3.9 ^{+0.4} _{-0.4}	+0.57 ^{+0.07} _{-0.04}	K5	K7
Mayrit 348349	...	-0.43 ^{+0.07} _{-0.04}	-11.1 ^{+1.0} _{-0.8}	+0.84 ^{+0.07} _{-0.16}	M0	K5

Table A.3. Equivalent widths of IDS/INT spectra of stars and brown dwarfs towards σ Orionis (cont.).

Name	EW(H β) [Å]	EW(He I D ₃) [Å]	EW(H α) [Å]	EW(Li I) [Å]	SpT MILES	SpT PyHammer
Mayrit 97212	$-2.8^{+0.3}_{-0.3}$	$+0.52^{+0.04}_{-0.05}$	K5	K7
Mayrit 83207 ^a	$-3.9^{+0.3}_{-0.3}$...	$-6.3^{+0.7}_{-0.3}$...	M0	M1
Mayrit 156353	$-4.5^{+0.4}_{-0.3}$	$+0.81^{+0.10}_{-0.11}$	M0	M1
Mayrit 11238	$+10.2^{+0.9}_{-1.1}$...	A2	A3
Mayrit 260182	$-4.0^{+0.7}_{-0.5}$	$+0.62^{+0.03}_{-0.04}$	K5	K7
Mayrit 207358	$-2.8^{+0.7}_{-0.6}$	$+0.57^{+0.14}_{-0.14}$	K4	K7
σ Ori AB	...	$+0.86^{+0.08}_{-0.05}$	$+2.9^{+0.2}_{-0.2}$...	B1	...
[W96] pJ053844-0233	$+1.4^{+0.1}_{-0.2}$...	K0	K5
Mayrit 359179AB ^a	$-7.9^{+0.4}_{-0.5}$	$-0.45^{+0.15}_{-0.10}$	$-15.2^{+0.9}_{-0.5}$...	M1	M7
Mayrit 13084	...	$+0.85^{+0.06}_{-0.05}$	$+4.2^{+0.4}_{-0.3}$...	B2	O9
Mayrit 42062	...	$+0.94^{+0.08}_{-0.13}$	$+0.58^{+0.32}_{-0.27}$...	B2	O8
Mayrit 53049	...	$-1.3^{+0.1}_{-0.2}$	-19^{+1}_{-1}	$+0.55^{+0.04}_{-0.06}$	M1	M7
Mayrit 528005AB	$-1.5^{+0.5}_{-0.6}$	$+0.53^{+0.11}_{-0.08}$	K5	K7
Mayrit 157155	$-2.5^{+0.3}_{-0.3}$	$+0.72^{+0.05}_{-0.08}$	K7	K7
Mayrit 332168AB	$-5.1^{+0.8}_{-0.6}$	$+0.71^{+0.10}_{-0.14}$	M6	M7
Mayrit 653170	...	$-0.50^{+0.17}_{-0.10}$	-17^{+1}_{-1}	$+0.61^{+0.05}_{-0.16}$	K7:	M7
Mayrit 203039	$-1.0^{+0.2}_{-0.1}$	$+0.56^{+0.05}_{-0.06}$	K3	K4
Mayrit 822170	$-1.1^{+0.2}_{-0.3}$	$+0.43^{+0.06}_{-0.10}$	K5:	K5
Mayrit 707162AB	...	$-0.23^{+0.18}_{-0.08}$	$-0.73^{+0.04}_{-0.07}$	$+0.50^{+0.06}_{-0.12}$	K5	K5
Mayrit 591158	$+3.6^{+0.7}_{-0.6}$...	F3	G1
Mayrit 1082013	...	$-1.2^{+0.1}_{-0.2}$	-23^{+1}_{-1}	$+0.48^{+0.05}_{-0.11}$	M0	M7
HHM2007 846	$+1.2^{+0.1}_{-0.2}$...	M3	M1
Mayrit 306125AB	...	$+0.33^{+0.05}_{-0.07}$	$+4.6^{+0.8}_{-1.0}$...	B5	...
Mayrit 374056	$-0.98^{+0.12}_{-0.16}$	$+0.59^{+0.06}_{-0.08}$	K5	K7
Mayrit 397060	...	$-0.61^{+0.17}_{-0.11}$	-20.8^{+3}_{-2}	$+0.53^{+0.04}_{-0.01}$	K5	M7
Mayrit 1011159 ^a	$-2.3^{+0.2}_{-0.2}$...	$-3.5^{+0.2}_{-0.2}$...	M0	M1
Mayrit 1288163	$+9.4^{+0.7}_{-1.3}$...	B8	A7
Mayrit 497054 ^a	$-7.0^{+1.2}_{-0.5}$	$-0.44^{+0.23}_{-0.21}$	$-9.6^{+0.4}_{-0.6}$...	M0	M7
Mayrit 403090	$-1.9^{+0.3}_{-0.2}$	$+0.62^{+0.05}_{-0.09}$	K5	K7
TYC 4771-1012-1	$+0.96^{+0.12}_{-0.28}$...	K3	K4
Mayrit 524060	$+10^{+3}_{-2}$...	A3	A9
[HHM2007] 961	$+1.9^{+0.1}_{-0.5}$...	G6	K0
[SE2004] 50	$+1.6^{+0.2}_{-0.1}$...	K1:	K5
Mayrit 634052	$+0.40^{+0.06}_{-0.08}$	$+0.44^{+0.04}_{-0.08}$	K0	K5
Mayrit 596059	-32^{+2}_{-2}	$+0.70^{+0.10}_{-0.12}$	K7	M7
TYC 4771-661-1	$+2.4^{+0.4}_{-0.2}$...	G2	G0
[HHM2007] 1009	$+1.4^{+0.3}_{-0.2}$...	K1:	K4
Mayrit 622103	...	$-0.77^{+0.20}_{-0.09}$	-36^{+1}_{-2}	$+0.61^{+0.06}_{-0.05}$	K7	M7
Mayrit 1403026 ^a	$-6.5^{+0.6}_{-0.6}$	$-0.61^{+0.37}_{-0.22}$	$-11.9^{+0.2}_{-0.4}$...	K5	M7
[HHM2007] 1092	$+1.4^{+0.1}_{-0.1}$...	K0	K3
Mayrit 750107	$-1.5^{+0.2}_{-0.2}$	$+0.75^{+0.09}_{-0.10}$	K5	K7
Mayrit 863116	$-1.8^{+0.3}_{-0.9}$	$+0.13^{+0.03}_{-0.04}$	G4	K0
[HHM2007] 1129	$+1.5^{+0.1}_{-0.2}$...	K1	K5
Mayrit 957055	$-2.3^{+0.5}_{-0.3}$	$+0.61^{+0.04}_{-0.03}$	K7	K7
Haro 5-28	$+3.9^{+0.4}_{-0.3}$...	F6	F9
Mayrit 1400036	...	$-0.92^{+0.18}_{-0.1}$	$-12.3^{+1.3}_{-0.8}$	$+0.63^{+0.06}_{-0.06}$	M0	M7
Mayrit 871071 ^a	$-38.7^{+0.6}_{-0.8}$	$-6.2^{+1.2}_{-1.7}$	-123^{+2}_{-3}	...	K2	...
Mayrit 931117	$-3.5^{+0.5}_{-0.6}$	$+0.43^{+0.04}_{-0.03}$	K1	K4
Mayrit 1233042	...	$-1.2^{+0.1}_{-0.1}$	$-21.0^{+1.6}_{-0.9}$	$+0.41^{+0.05}_{-0.03}$	K4	M7
HD 294299	$+9.5^{+1.5}_{-1.5}$...	A6	A7
Mayrit 1626148AB	...	$-1.4^{+0.2}_{-0.3}$	-56^{+6}_{-6}	$+0.39^{+0.04}_{-0.04}$	M0	M7
TYC 4771-934-1	$+1.4^{+0.1}_{-0.3}$...	K0	K5
[HHM2007] 1189	$+1.2^{+0.1}_{-0.1}$...	K2	K5
Mayrit 960106AB	$+6.2^{+0.6}_{-0.8}$...	A3	A9
Mayrit 1106058AB	$-1.5^{+0.1}_{-0.2}$	$+0.44^{+0.07}_{-0.05}$	K0	K0
Mayrit 969077	$-2.6^{+0.4}_{-0.5}$	$+0.63^{+0.13}_{-0.09}$	K4	K7
Mayrit 1082115	$-1.4^{+0.3}_{-0.2}$	$-0.22^{+0.08}_{-0.12}$	$-2.0^{+0.2}_{-0.1}$...	M0	M3
[HHM2007] 1251	$+1.3^{+0.1}_{-0.1}$...	K4	K4

Table A.3. Equivalent widths of IDS/INT spectra of stars and brown dwarfs towards σ Orionis (cont.).

Name	EW(H β) [Å]	EW(He I D ₃) [Å]	EW(H α) [Å]	EW(Li I) [Å]	SpT MILES	SpT PyHammer
[HHM2007] 1256	$+1.7^{+0.1}_{-0.1}$...	G:	...
Mayrit 1245057AB	$-11.3^{+0.7}_{-1.9}$	$+0.53^{+0.04}_{-0.17}$	M3	M6
[HHM2007] 1269	$+1.4^{+0.1}_{-0.2}$...	K0	K0
Mayrit 1223121	...	$-0.42^{+0.17}_{-0.11}$	-16^{+3}_{-2}	$+0.51^{+0.09}_{-0.15}$	K5	M7
Mayrit 1366055	$+0.62^{+0.08}_{-0.17}$	$+0.24^{+0.02}_{-0.03}$	G2	K0
UCAC2 30800287	$+1.2^{+0.1}_{-0.1}$...	M2	...
Mayrit 1250070	$-2.8^{+0.5}_{-0.3}$	$+0.63^{+0.09}_{-0.05}$	K7	K7
Mayrit 1652046	...	$-0.30^{+0.06}_{-0.07}$	$-10.5^{+0.5}_{-0.7}$	$+0.52^{+0.04}_{-0.09}$	M0	M7
Mayrit 1541051	$-2.8^{+0.7}_{-0.3}$	$+0.65^{+0.05}_{-0.04}$	M0	M1
[HHM2007] 1347	$+1.5^{+0.1}_{-0.2}$...	K0:	K0
Mayrit 1311070	$+4.4^{+0.7}_{-0.8}$...	F6	F7
Mayrit 1273081	...	$-0.80^{+0.15}_{-0.15}$	$-8.1^{+0.8}_{-0.6}$	$+0.45^{+0.04}_{-0.07}$	M7	M7
Mayrit 1269083	...	$-0.88^{+0.36}_{-0.16}$	$-17.4^{+0.9}_{-1.4}$	$+0.50^{+0.07}_{-0.04}$	K7	M7
HD 294307	$+4.0^{+0.5}_{-0.4}$...	F7	F6
Mayrit 1396071	$-8.5^{+0.4}_{-0.7}$	$+0.66^{+0.24}_{-0.24}$	K7	M6
Mayrit 1564058	-16^{+2}_{-1}	$+0.61^{+0.05}_{-0.02}$	K5	M7
Mayrit 1359077	$+10^{+1}_{-1}$...	B9	A3
Mayrit 1500066 ^a	$-2.4^{+0.5}_{-0.5}$...	$-2.5^{+0.2}_{-0.1}$...	M3	M4
Mayrit 1748052 ^a	$-5.2^{+0.6}_{-0.3}$...	$-12.7^{+0.3}_{-0.2}$...	M1	M7
Mayrit 1548068	...	$+0.55^{+0.10}_{-0.10}$	$+5.5^{+0.4}_{-0.4}$...	B2	B4
Mayrit 1476077 ^a	$-4.1^{+0.3}_{-0.5}$	$-0.38^{+0.25}_{-0.32}$	$-8.9^{+0.5}_{-1.7}$	$+0.17^{+0.03}_{-0.05}$	K4	M1
HD 294301	$+6.6^{+0.9}_{-0.5}$...	F2	F3
Mayrit 1471085	$-1.5^{+0.4}_{-0.3}$	$+0.54^{+0.08}_{-0.07}$	K5	K7
HD 294297	$+3.4^{+0.9}_{-1.1}$...	G2:	G3
Mayrit 1679078	$-2.0^{+0.5}_{-0.4}$	$+0.56^{+0.06}_{-0.14}$	K5	K7

^a Stars observed also with the R150V grism.

Table A.4. Equivalent widths of OSIRIS/GTC spectra of stars and brown dwarfs towards σ Orionis.

Name	EW(Ca K) [Å]	EW(Ca H) [Å]	EW(H γ) [Å]	EW(H β) [Å]	EW(He I D ₃) [Å]	EW(H α) [Å]	EW(Li I) [Å]	SpT Standards	SpT PyHammer
Mayrit 1329304	-73^{+8}_{-12}	-57^{+7}_{-9}	-26^{+4}_{-5}	-56^{+5}_{-6}	$-3.3^{+0.3}_{-0.4}$	-118^{+14}_{-15}	$+0.13^{+0.06}_{-0.08}$	M2.5	M7
Mayrit 1298302 ^a	> -2.0	> -2.0	> -1.0	-2.6 ± 0.2	...	-3.5 ± 0.3	$< +0.2$	M3.0	M3
Mayrit 1129222	...	-25^{+7}_{-13}	-14^{+3}_{-3}	-12^{+2}_{-2}	$-1.4^{+0.3}_{-0.3}$	-22^{+1}_{-2}	$+0.31^{+0.18}_{-0.27}$	M2.5:	M6
Mayrit 783254 ^a	$+13 \pm 2$	$+9 \pm 2$	$+0.7 \pm 0.2$	$+0.8 \pm 0.6$...	$+0.8 \pm 0.2$	$+0.34 \pm 0.09$	$\ll K7$	K2
Mayrit 873229AB	-13^{+4}_{-5}	-25^{+4}_{-4}	-18^{+2}_{-3}	-19^{+2}_{-2}	$-2.3^{+0.5}_{-0.5}$	-59^{+5}_{-6}	...	M4.5	M7
Mayrit 662301 ^a	-5.5 ± 1.5	-5.5 ± 1.0	-9 ± 2	-7.0 ± 1.0	...	-11.8 ± 0.9	$+0.66 \pm 0.14$	M1.5	M1
Mayrit 1073209	-18^{+7}_{-4}	-15^{+4}_{-5}	$-9.2^{+2.2}_{-2.9}$	$-9.2^{+1.2}_{-2.3}$	$-1.2^{+0.3}_{-0.3}$	-24^{+2}_{-3}	$+0.57^{+0.11}_{-0.21}$	M3.0	M4
Mayrit 757219	-94^{+15}_{-21}	-74^{+11}_{-11}	-33^{+3}_{-5}	-49^{+5}_{-5}	$-2.2^{+0.3}_{-0.3}$	-91^{+7}_{-9}	$+0.14^{+0.05}_{-0.06}$	M1.0	M7
Mayrit 329261AB	-18^{+5}_{-9}	-29^{+5}_{-8}	-17^{+3}_{-5}	-52^{+10}_{-13}	$-5.7^{+0.8}_{-1.3}$	-148^{+16}_{-20}	...	M4.5	M8
Mayrit 609206 ^a	-26 ± 3	-26 ± 3	-9 ± 2	-15.0 ± 1.0	...	-46 ± 2	$+0.40 \pm 0.07$	M0:	M4
Mayrit 1207349	$-4.6^{+1.9}_{-2.0}$	-14^{+2}_{-3}	-12^{+3}_{-4}	-12^{+1}_{-1}	$-1.0^{+0.3}_{-0.2}$	-54^{+3}_{-3}	$+0.14^{+0.09}_{-0.18}$	M0.0	M4
Mayrit 180277 ^a	-7 ± 2	-8 ± 2	-2.5 ± 1.5	-3.0 ± 1.0	...	-4.4 ± 0.2	$+0.26 \pm 0.16$	M0.0	M0
Mayrit 521199	$-5.3^{+1.6}_{-1.7}$	$-1.1^{+0.3}_{-0.4}$	$+1.3^{+0.4}_{-0.3}$	$+0.81^{+0.25}_{-0.31}$...	$-12.6^{+0.5}_{-0.6}$	$+0.29^{+0.04}_{-0.05}$	M0:	M0
[HHM2007] 648	$+7.2^{+0.8}_{-1.0}$	$+6.8^{+0.4}_{-0.2}$	$+1.1^{+0.3}_{-0.3}$	$+0.78^{+0.12}_{-0.12}$	$-0.13^{+0.05}_{-0.08}$	$+1.1^{+0.1}_{-0.1}$...	$\ll K7$	K5
Mayrit 156353 ^a	-10 ± 2	-9.5 ± 1.0	-2.0 ± 0.5	-2.5 ± 0.2	...	-3.9 ± 0.2	$+0.18 \pm 0.09$	M1.0	M1
Mayrit 1316178	-13^{+4}_{-6}	-54^{+14}_{-23}	-70^{+13}_{-22}	-74^{+13}_{-20}	-14^{+3}_{-3}	-80^{+10}_{-13}	...	M6.5	M8
Mayrit 528005AB ^a	$+4.5 \pm 0.2$	$+4.5 \pm 0.4$	$< +0.4$	$< +0.2$...	-1.9 ± 0.2	$+0.30 \pm 0.11$	M0.0	K7
[HHM2007] 829	$+5.9^{+0.3}_{-0.4}$	$+6.1^{+0.3}_{-0.4}$	$+2.6^{+0.1}_{-0.2}$	$+3.2^{+0.4}_{-0.3}$	$-0.12^{+0.06}_{-0.08}$	$+3.2^{+0.3}_{-0.3}$...	$\ll K7$	G5
Mayrit 1082013	-15^{+2}_{-3}	-32^{+7}_{-8}	-18^{+2}_{-3}	-16^{+1}_{-1}	$-1.0^{+0.2}_{-0.2}$	-23^{+1}_{-1}	...	M1.0	M4
Mayrit 687156	-23^{+3}_{-6}	-29^{+4}_{-7}	-23^{+3}_{-4}	-26^{+3}_{-4}	$-2.2^{+0.4}_{-0.5}$	-50^{+4}_{-6}	$+0.22^{+0.08}_{-0.08}$	M4.5	M7
Haro 5-17	$-13.3^{+0.8}_{-0.7}$	$-10.1^{+0.7}_{-0.6}$	$-5.7^{+1.0}_{-1.0}$	$-9.2^{+0.8}_{-1.0}$	$-0.59^{+0.18}_{-0.32}$	-33^{+2}_{-2}	$+0.31^{+0.06}_{-0.06}$	$\ll K7$	K5
Mayrit 872139 ^a	-13 ± 3	$+1 \pm 1$	M5.0	M7
Mayrit 1403026	$-6.0^{+0.7}_{-0.8}$	$-10.3^{+0.8}_{-0.8}$	$-7.7^{+1.0}_{-1.0}$	$-8.3^{+1.1}_{-0.8}$	$-0.60^{+0.09}_{-0.21}$	-23^{+1}_{-1}	$+0.27^{+0.7}_{-0.08}$	M0.0	K5
Mayrit 957055 ^a	-13 ± 2	-12 ± 2	-3.5 ± 1.5	-3.5 ± 0.5	...	-5.5 ± 0.3	$+0.23 \pm 0.07$	M0.0	M0
Mayrit 1400036	$-9.7^{+0.8}_{-1.0}$	-12^{+2}_{-2}	$-2.0^{+0.7}_{-0.7}$	$-1.2^{+0.1}_{-0.1}$	$+0.24^{+0.16}_{-0.26}$	M0.5	M1
Mayrit 931117	$-0.73^{+0.29}_{-0.35}$...	$+1.4^{+0.3}_{-0.3}$	$+2.7^{+0.4}_{-0.4}$	$-0.54^{+0.25}_{-0.38}$	$+2.2^{+0.1}_{-0.1}$	$+0.50^{+0.10}_{-0.09}$	$\ll K7$	K5
Mayrit 1233042	$-8.9^{+3.0}_{-2.7}$	$-6.5^{+1.5}_{-2.3}$	$-3.6^{+1.2}_{-1.0}$	$-3.1^{+0.3}_{-0.4}$	$-0.93^{+0.27}_{-0.32}$	$-14.8^{+0.9}_{-1.1}$	$+0.36^{+0.05}_{-0.06}$	K7.0	K5
Mayrit 1626148AB	-28^{+2}_{-3}	-34^{+5}_{-6}	-18^{+2}_{-3}	-15^{+2}_{-2}	$-1.4^{+0.3}_{-0.4}$	-14^{+1}_{-1}	$+0.18^{+0.12}_{-0.10}$	M1.5	M4
Mayrit 897077	$-8.8^{+2.0}_{-1.9}$	-11^{+3}_{-4}	$-4.5^{+0.6}_{-0.9}$	$-6.1^{+0.8}_{-1.1}$...	$-8.0^{+0.8}_{-1.1}$	$+0.17^{+0.17}_{-0.12}$	M4.5	M5
Mayrit 1120128	$-3.2^{+1.0}_{-2.4}$	$-7.9^{+1.4}_{-1.9}$...	M6.0	M8
Mayrit 1045067AB	-20^{+4}_{-7}	-15^{+3}_{-6}	-11^{+2}_{-2}	-11^{+1}_{-1}	...	$-12.1^{+0.8}_{-1.0}$	$-0.14^{+0.17}_{-0.12}$	M3.0	M4
Mayrit 1279052	-53^{+11}_{-16}	-46^{+10}_{-13}	-30^{+3}_{-5}	-57^{+8}_{-13}	$-3.6^{+0.3}_{-0.8}$	-100^{+20}_{-25}	...	M5.5	M8
Mayrit 1042077	$-3.6^{+0.6}_{-1.0}$	$-3.8^{+0.8}_{-0.9}$...	$-0.61^{+0.03}_{-0.16}$	$-0.44^{+0.11}_{-0.24}$	$-2.0^{+0.1}_{-0.2}$	$+0.41^{+0.15}_{-0.18}$	$< K7$	K7
Mayrit 1041082	-33^{+4}_{-6}	-43^{+5}_{-6}	-34^{+7}_{-7}	-44^{+5}_{-8}	$-4.6^{+0.6}_{-0.4}$	-89^{+12}_{-19}	$+0.65^{+0.34}_{-0.48}$	M3.0	M6
Mayrit 1245057AB	-27^{+2}_{-3}	-21^{+2}_{-3}	$-6.8^{+1.0}_{-1.0}$	$-7.4^{+0.4}_{-0.5}$...	$-14.3^{+0.9}_{-1.2}$...	M2.5	M4
Mayrit 1223121	$-5.9^{+1.4}_{-1.4}$	-14^{+3}_{-3}	$-8.0^{+1.6}_{-2.5}$	$-6.1^{+0.7}_{-0.8}$	$-0.65^{+0.19}_{-0.16}$	$-12.7^{+0.7}_{-0.8}$	$+0.31^{+0.05}_{-0.05}$	$< K7$	K5
Mayrit 1446053	$-8.9^{+1.9}_{-2.9}$	-11^{+3}_{-4}	$-5.4^{+1.2}_{-1.7}$	$-3.7^{+0.6}_{-0.9}$	$-0.53^{+0.13}_{-0.36}$	-22^{+2}_{-2}	...	M4.5	M6
Mayrit 1652046	-16^{+1}_{-2}	-12^{+1}_{-2}	$-3.2^{+0.8}_{-0.9}$	$-3.5^{+0.3}_{-0.3}$...	-18^{+1}_{-2}	$+0.18^{+0.08}_{-0.12}$	M0.5	M1
Mayrit 1196092 ^a	-125 ± 15	$+0.24 \pm 0.30$	M6.5	M8
Mayrit 1273081	-14^{+3}_{-3}	$-7.2^{+1.1}_{-1.7}$	$-6.7^{+1.0}_{-1.5}$	$-5.7^{+0.8}_{-1.3}$...	$-8.7^{+0.5}_{-0.9}$...	M5.5	M7
Mayrit 1564058	-15^{+3}_{-2}	-14^{+2}_{-2}	$-4.9^{+1.3}_{-2.1}$	$-5.5^{+0.8}_{-0.9}$	$-0.84^{+0.24}_{-0.20}$	-16^{+1}_{-1}	$+0.35^{+0.05}_{-0.04}$	M0:	K5
Mayrit 1364078	-16^{+6}_{-12}	-13^{+5}_{-9}	-51^{+24}_{-12}	-49^{+13}_{-17}	...	-73^{+10}_{-19}	...	M6.5	M8
Mayrit 1748052	-20^{+3}_{-4}	-18^{+4}_{-4}	$-3.0^{+0.6}_{-0.8}$	$-5.5^{+0.8}_{-0.9}$	$-0.10^{+0.02}_{-0.06}$	-17^{+1}_{-1}	$+0.19^{+0.08}_{-0.09}$	M1.5	M4
Haro 5-40	-43^{+9}_{-15}	-57^{+8}_{-17}	-42^{+6}_{-7}	-72^{+9}_{-8}	$-3.4^{+0.2}_{-0.3}$	-147^{+11}_{-21}	...	M4.0	M8
Haro 5-44	-25^{+3}_{-4}	-27^{+3}_{-4}	-15^{+3}_{-3}	-31^{+3}_{-5}	$-5.8^{+0.3}_{-0.4}$	-160^{+28}_{-35}	$+0.07^{+0.05}_{-0.06}$	M3:	M6
Haro 5-46	$-5.9^{+1.5}_{-2.0}$	-18^{+3}_{-5}	-12^{+3}_{-3}	-14^{+1}_{-2}	$-1.0^{+0.2}_{-0.5}$	-30^{+2}_{-3}	$+0.28^{+0.08}_{-0.14}$	M2.5	M4

^a Sources observed by Caballero et al. (2012).

Table A.5. Membership and youth features of investigated stars^a.

Name	SpT Literature	Ref. ^b	SpT Adopted	OB	μ	ϖ	Li I	H α	mIR	X rays	Member
TYC 4770-1018-1	K0:		○	×	×				×
Mayrit 1456284	F7		○	○				○	★
Mayrit 1415279AB	K2.0±1.0	Her14	K1		●	●	○			○	★
Mayrit 1374283	G7		●	●	○			○	★
HD 294270	G0	Nes95	F6:		×	●					×
HD 294276	G0	Nes95	G4		×	×					×
2M J05372885-0255555	K0		●	×	×				×
TYC 4770-1468-1	K1		○	×	×				×
Mayrit 1329304	M2.0±0.5	Her14	M2.5		●	●	●	○	○		★
Mayrit 1298302	M3.0±0.5	Cab12	M3.0							○	★
Mayrit 1227243	A0	Nes95	A1		○	○					★
Mayrit 1116300	A3.5±2.5	Her14	A2		○	○					★
TYC 4771-621-1	A9.0±3.0	Her14	F3		×	●					×
Mayrit 968292	G8–K0 V	Cab08	F7		○	●					★
HD 294274	G0	Nes95	G2		×	○					×
SO210868	G4		●	×					×
Mayrit 797272	M1–3 V e	Cab08	M2		●	●				○	★
Mayrit 789281	G2.5±2.0	Her14	G4		●	●	○	○		○	★
Mayrit 1129222	M2.5:		●	●	●	○			★
Mayrit 783254	K0:	Cab12	G7		○	○	●			○	★
[HHM2007] 244	G7.0±4.0	Her14	K1:		●	×	×				×
HD 294277	K2	Nes95	K3		○	○	×				×
2M J05375789-0259536	G7		●	×					×
TYC 4771-720-1	G6		×	●					×
Mayrit 873229AB	M4.5±0.5	Her14	M4.5		●	×		○	○		★
[W96] 4771-0950	F3.5±2.0	Her14	F2		×	○				○	×
Mayrit 662301	M1.0±1.0e	Cab12	M1.5		●	●	●	○	○	○	★
Mayrit 615296	K3.0±1.0	Her14	K3		●	●	●			○	★
Mayrit 1073209	M3.0±0.5	Her14	M3.0		●	×	●	●	○		★
[HHM2007] 385	M1.5±1.0	Her14	M3		×	×	×				×
Mayrit 757219	M1.5±0.5	Her14	M1.0		●	●	○	○	○		★
Mayrit 1285339 ^d	F7.5±2.5	Her14	F8		○	○	○	○	○	○	★
TYC 4771-873-1	F2		○	×					×
[SE2004] 10	K1		●	×	×				×
IRAS 05358-0238	M6.0±0.5	Her14	M7		●	×	×		○		×
2M J05382265-0257421	K0:		●	×	×				×
Mayrit 329261AB	M4.5		●	●		●	○		★
Mayrit 1449349	K6.5±1.0	Her14	K5		●	●	●	●			★
Mayrit 609206	K7.0±1.0e	Cab12	M0:		●	●	○	○	○	○	★
Mayrit 521210	A8.0±2.5	Her14	A2		○	●					★
HD 294280	K5	Nes95	K5		○	×	×				×
Mayrit 1207349	K6.5±1.5	Her14	M0.0		●	●	○	○	○		★
Mayrit 1275190 ^d	F9		●	●					★
Mayrit 1160190	A5	Nes95	F1		○	○					★
Mayrit 203283	M0.0	Sac08	M0				○	○	○	○	★
Mayrit 180277	M1.0±1.0	Cab12	M0.0		●	●	●			○	★

Table A.5. Membership and youth features of investigated stars^a (cont.).

Name	SpT Literature	Ref. ^b	SpT Adopted	OB	μ	ϖ	Li I	H α	mIR	X rays	Member
Mayrit 521199	K4.5 \pm 1.5	Her14	K1		•	•	•	◦	◦	◦	★
Mayrit 165257	M3.5	Sac08	M4		•	•	◦	◦	◦	◦	★
Mayrit 189303	B9.0 \pm 1.0	Her14	B7	◦	◦	◦				◦	★
Mayrit 168291AB	K1.0	Sac08	K5		•	•	•			◦	★
StHa 50	A2–6Ve	Cab08	B6	◦	◦	×		◦			×
[W96] pJ053834-0239	M1.0	Sac08	M0		•	×	×				×
Mayrit 182305	B9.5 \pm 1.0	Her14	A1	◦	◦	◦				◦	★
IDS 05335-0238 D	B9.0 \pm 1.5	Her14	G7		×	•					×
Mayrit 285331	K7.5	Sac08	K4		•	•	•			◦	★
Mayrit 344337AB	K8.0	Sac08	K4		•	•	◦	◦		◦	★
Mayrit 489196	K3.0 \pm 3.0	Her14	K0:		•	•	•	◦	◦		★
Mayrit 208324	B8	Nes95	B5	◦	◦	•					★
Mayrit 105249	K8.0	Sac08	K5		•	•	◦	◦		◦	★
Mayrit 114305AB	K2.0 \pm 1.0	Her14	K2		•	•	◦	◦	◦	◦	★
HD 294278	K2	Nes95	K0		×	◦	×				×
[HHM2007] 648	G4.5 \pm 2.5	Her14	G5		•	×					×
[SE2004] 30	K5.5 \pm 1.5	Her14	K4		•	×	×				×
Mayrit 1248183AB	K7.5 \pm 0.5	Her14	K5		•	•	◦				★
Mayrit 348349	M0.0	Sac08	M0		•	•	◦	◦	◦	◦	★
Mayrit 97212	K9.5	Sac08	K5		•	•	◦	◦		◦	★
Mayrit 83207	M0.5	Sac08	M0		•	•			◦	◦	★
Mayrit 156353	M1.0 \pm 1.0	Cab12	M1.0		•	•	•			◦	★
Mayrit 11238	A2V	GK58	A2		◦	•					★
Mayrit 260182	K7.5	ZO02	K5		•	•	◦	◦	◦	◦	★
Mayrit 207358	K7.0 \pm 1.0	Her14	K4		•	•	◦			◦	★
σ Ori AB	O9.5+	SD15	O9.5V	◦	◦	◦			◦	◦	★
[W96] pJ053844-0233	G5.0 \pm 2.5	Her14	K0		•	×	×				×
Mayrit 359179AB	M1.0	Sac08	M1		•	×		◦	◦	◦	★
Mayrit 13084	B2.0 \pm 1.5	Her14	B2	◦	◦	◦				◦	★
Mayrit 1316178	M6.5		•	•	◦	•	◦		★
Mayrit 42062	B2.0 \pm 1.5	Her14	B2	◦	◦	•				◦	★
Mayrit 53049	M1.0	Sac08	M1		•	•	◦	◦	◦	◦	★
Mayrit 528005AB ^c	K7.0 \pm 1.0	Cab12	M0.0		◦		◦	◦	◦	◦	★
Mayrit 157155	M0.5	Sac08	K7		•	•	◦	◦		◦	★
Mayrit 332168AB	M3.5	Sac08	M6		•	•	•			◦	★
Mayrit 653170	K9.0	Sac08	K7:		•	•	◦	◦	◦	◦	★
Mayrit 203039	K5	Wol96	K3		•	•	◦	◦		◦	★
Mayrit 822170 ^d	K1.0 \pm 1.5	Her14	K5:		•	•	◦	◦		◦	★
Mayrit 707162AB	M2.0 \pm 1.0	Her14	K5		•	•	◦	◦	◦	◦	★
[HHM2007] 829	K0		×	×					×
Mayrit 591158	F4.5 \pm 2.0	Her14	F3		•	•	◦			◦	★
Mayrit 1082013	M0.5 \pm 0.5	Her14	M1.0		•	•	◦	◦	◦		★
[HHM2007] 846	M1.5 \pm 1.0	Her14	M3		◦	×	×				×
Mayrit 306125AB	B5.0 \pm 1.5	Her14	B5	◦	◦	◦				◦	★
Mayrit 687156	M3.5 \pm 1.0	Her14	M4.5		•	•	•	◦	◦		★
Mayrit 374056	K5	Man13	K5		•	•	◦	◦		◦	★

Table A.5. Membership and youth features of investigated stars^a (cont.).

Name	SpT Literature	Ref. ^b	SpT Adopted	OB	μ	ϖ	Li I	H α	mIR	X rays	Member
Mayrit 397060	K8.0	Sac08	K5		•	•	•	◦	◦	◦	★
Mayrit 1011159	M0.5±0.5	Her14	M0		•	•	◦		◦		★
Mayrit 1288163	B9.0±1.0	Her14	B8	◦	◦	•					★
Mayrit 497054	M0.5	Sac08	M0		•	•	◦	◦	◦	◦	★
Mayrit 403090	K8.0	Sac08	K5		•	•	◦	◦			★
Haro 5-17	K0		•	•	•	•			×
TYC 4771-1012-1	K3		×	×	×				×
Mayrit 524060	A6.0±2.0	Her14	A3		◦	◦				◦	★
[HHM2007] 961	K1.5±3.5	Her14	G6		×	×					×
[SE2004] 50	G3.5±2.0	Her14	K1:		•	×	×				×
Mayrit 634052	G7.5±2.5	Her14	K0		•	•	•			◦	★
Mayrit 596059	K9.0	Sac08	K7		•	•	•	◦	◦	◦	★
TYC 4771-661-1	G2		×	×					×
[HHM2007] 1009	G2.0±3.5	Her14	K1:		•	×	×				×
Mayrit 872139	M5.5±1.0	Cab12	M5.0		•	•	◦				★
Mayrit 622103	M0.5	Sac08	K7		•	•	◦	◦	◦	◦	★
Mayrit 1403026	K4.5±2.0	Her14	M0.0		•	•	◦	◦			★
[HHM2007] 1092	G3.5±1.5	Her14	K0		•	×	×				×
Mayrit 750107	K7.0±1.0	Her14	K5		•	•	◦			◦	★
Mayrit 863116	G1.0±2.0	Her14	G4		◦	◦	◦	◦		◦	★
[HHM2007] 1129	G4.0±2.0	Her14	K1		•	×	×				×
Mayrit 957055	M0.0±1.0	Cab12	M0.0		•	•	•			◦	★
Haro 5-28	F6		×	•					×
Mayrit 1400036	M0.0±1.0	Her14	M0.5		•	•	•	◦	◦		★
Mayrit 871071	K5.5±1.0	Her14	K2		•	•	◦	◦	◦		★
Mayrit 931117	K1.0±2.5	Her14	K1		•	•	•	◦	◦	◦	★
Mayrit 1233042	K5.0±1.0	Her14	K4		•	•	◦	◦	◦		★
HD 294299	F2	Nes95	A6		•	×					×
Mayrit 1626148AB	M1.5				◦	•			★
TYC 4771-934-1	K0		◦	×	×				×
Mayrit 897077	M4.5		•	•	•		◦		★
Mayrit 1120128	M6.0		•	•	◦				★
[HHM2007] 1189	K1.5±2.5	Her14	K2		•	×	×				×
Mayrit 960106AB	B8.5±1.0	Her14	A3		◦	◦				◦	★
Mayrit 1106058AB	K0		•	•	•			◦	★
Mayrit 969077	M0.0±1.0	Her14	K4		•	•	◦	◦		◦	★
Mayrit 1045067AB	M3.0		•	•					★
Mayrit 1082115	M1.0±0.5	Her14	M0				•				★
Mayrit 1279052	M5.5	ZO02	M5.5		•	•	◦	◦	◦		★
Mayrit 1042077	K7.0±1.5	Her14	K7		•	•	•				★
[HHM2007] 1251	K5.0±2.5	Her14	K4		•	×	×				×
[HHM2007] 1256	G2.0±2.5	Her14	G:		•	×					×
Mayrit 1041082	M2.5±1.0	Her14	M3.0		•	•	◦	◦	◦		★
Mayrit 1245057AB	M1.0±0.5	Her14	M2.5		•	•	•	•	◦		★
[HHM2007] 1269	G5.0±3.0	Her14	K0		•	×	×				×
Mayrit 1223121	K6.0±1.0	Her14	K5		•	•	◦	◦	◦		★

Table A.5. Membership and youth features of investigated stars^a (cont.).

Name	SpT Literature	Ref. ^b	SpT Adopted	OB	μ	ϖ	Li I	H α	mIR	X rays	Member
Mayrit 1366055	G2.0 \pm 2.5	Her14	G2		○	●	○			○	★
Mayrit 1446053	M4.0	ZO02	M4.5		●	●	○	○	○		★
UCAC2 30800287	M2		○	×	×				×
Mayrit 1250070	K7.0 \pm 1.0	Her14	K7		●	●	○				★
Mayrit 1652046	M0.5		●	●	○	○			★
Mayrit 1196092	M6.0 \pm 1.0e	Cab12	M6.5		●	●	●	○	○		★
Mayrit 1541051	M0.5 \pm 0.5	Her14	M0		●	●	○	○		○	★
[HHM2007] 1347	G2.0 \pm 2.0	Her14	K0:		●	×	×				×
Mayrit 1311070	F7.5 \pm 2.0	Her14	F6		●	●					★
Mayrit 1273081	M5.5		●	●	●				★
Mayrit 1269083	K7.5 \pm 1.0	Her14	K7		●	●	○	○	○		★
HD 294307	F8	Nes95	F7		×	×					×
Mayrit 1396071	K6.5 \pm 1.5	Her14	K7		●	●	●	●		○	★
Mayrit 1564058	K5.5 \pm 1.0	Her14	K5		●	●	●	○	○		★
Mayrit 1359077	B9.5V	HS99	B9	○	○	●					★
Mayrit 1364078	M6.5		●	●	○	○			★
Mayrit 1500066	M3								★
Mayrit 1748052	M1.5		●	●	○	○			★
Mayrit 1548068	B4.0 \pm 1.5	Her14	B2	○	○	○			○	○	★
Mayrit 1476077	K4		●	●	●	●			★
HD 294301	F2		×	○					×
Mayrit 1471085	K5		●	●	○	○		○	★
HD 294297	G0	Nes95	G2:		×	×					×
Mayrit 1679078	K5		●	●	●			○	★
Haro 5-40	M4.0		●	●		●			×
Haro 5-44	M3:		●	●		●			×
Haro 5-46	M2.5		●	●	●	●			×

^a **Symbols.** Filled circles: for μ and ϖ , stars inside the cluster member boundaries, and for Li I and H α , stars for which we measured such lines for the first time; open circles: stars with previous measurements from the literature; filled stars: σ Orions members in this work; crosses: for μ and ϖ , stars outside the cluster member boundaries, for Li I, K and M stars for which we have not found Li I in absorption, and for the last column, fore- or background stars.

^b **References.** GK58: Greenstein & Keenan (1958); Gue81: Guetter (1981); Nes95: Nesterov et al. (1995); Wol96: Wolk (1996); HS99: Houk & Swift (1999); ZO02: Zapatero Osorio et al. (2002); Sac08: Sacco et al. (2008); Cab08: Caballero et al. (2008); Cab12: Caballero et al. (2012); Man13: Manara et al. (2013); Her14: Hernández et al. (2014).

^c Parallax affected by close binarity.

^d Discordance in radial velocity.